

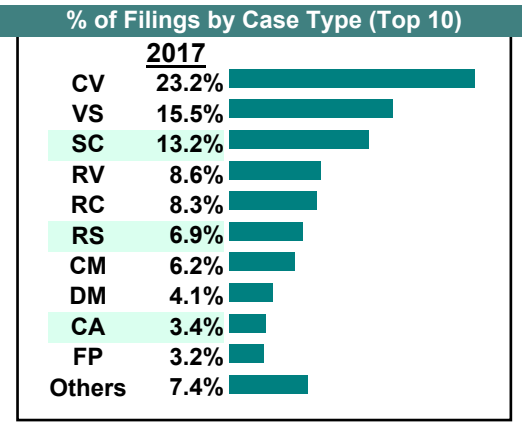
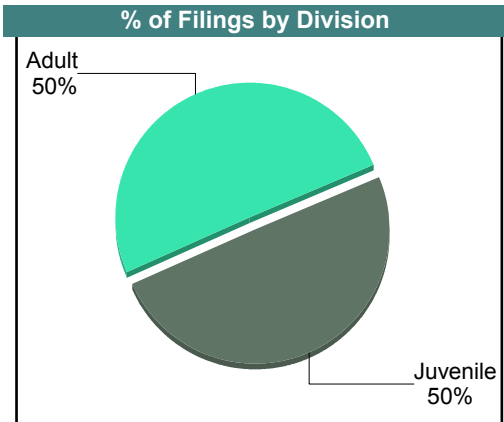

CASELOAD STATISTICS OF THE JUVENILE & DOMESTIC RELATIONS COURTS

Chesapeake

District: 1

December 2017

		Filings	Hearings	Transactions	Concluded	Cont
<b>Adult</b>						
Capias	CA	47	141	141	67	73
Felony	CF	22	112	112	48	64
Misdemeanor	CM	88	275	275	97	178
Family Abuse - Prot Order	FP	45	99	99	34	65
Motion - Prot Order	MP	5	5	5	4	1
Remand Support	RS	98	98	98	98	-
Show Cause	SC	185	383	383	122	244
SL/Other	SL	1	1	1	0	-
Civil Support	VS	219	341	341	138	150
<b>Adult Total</b>		<b>710</b>	<b>1,455</b>	<b>1,455</b>	<b>608</b>	<b>775</b>
<b>Juvenile</b>						
Abuse or Neglect	AN	8	15	15	3	12
Non-Family Abuse Prot Order	AP	4	10	10	4	6
Capias	CA	1	2	2	0	2
Custody Relief	CR	0	2	2	0	2
Custody Visitation	CV	328	599	599	309	277
Felony	DF	21	158	158	18	138
Misdemeanor	DM	58	206	206	43	142
Foster Care Review	FC	3	5	5	2	3
Family Abuse - Prot Order	FP	1	1	1	0	1
Initial Foster Care	IF	1	4	4	4	-
Juv Support	JS	1	1	1	0	-
Petition	PT	6	10	10	4	6
Remand Custody	RC	117	118	118	117	-
Remand Visitation	RV	122	122	122	120	1
Show Cause	SC	2	4	4	1	2
Status	ST	1	2	2	1	1
Traffic	T	32	52	56	34	22
Term Parental Rights	TP	0	1	1	0	1
Truancy	TR	0	1	1	1	-
<b>Juvenile Total</b>		<b>706</b>	<b>1,313</b>	<b>1,317</b>	<b>661</b>	<b>616</b>
<b>Chesapeake Totals</b>		<b>1,416</b>	<b>2,768</b>	<b>2,772</b>	<b>1,269</b>	<b>1,391</b>



CASELOAD STATISTICS OF THE JUVENILE & DOMESTIC RELATIONS COURTS

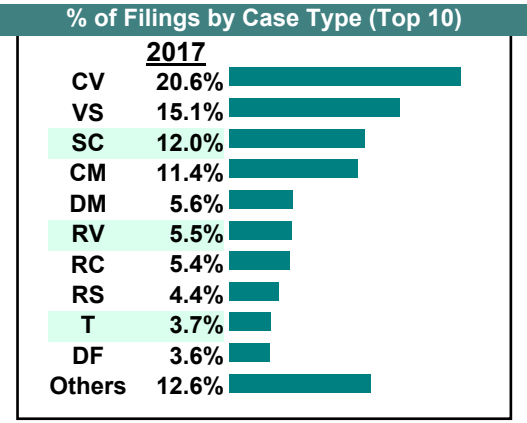
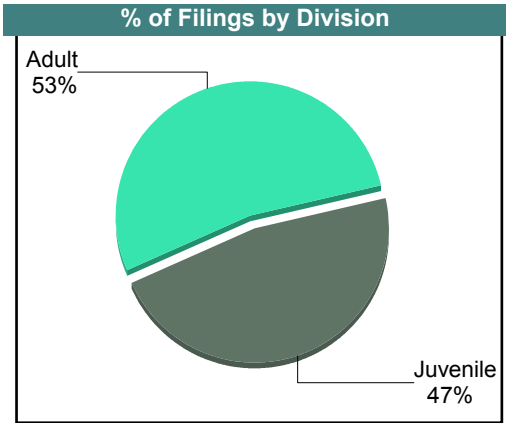

Chesapeake

District: 1

November 2017

		Filings	Hearings	Transactions	Concluded	Cont
<b>Adult</b>						
Non-Family Abuse Prot Order	AP	3	8	8	2	6
Capias	CA	26	129	129	60	69
Felony	CF	35	180	180	46	134
Misdemeanor	CM	118	404	404	126	276
Crim Support	CS	0	1	1	1	-
Family Abuse - Prot Order	FP	34	102	102	58	44
Motion - Prot Order	MP	3	4	4	4	-
Protective Order	PC	1	1	1	1	-
Violation of PO	PV	2	2	2	2	-
Remand Support	RS	45	45	45	45	-
Show Cause	SC	122	271	271	105	165
SL/Other	SL	1	1	1	0	1
Civil Support	VS	156	292	292	155	131
<b>Adult Total</b>		<b>546</b>	<b>1,440</b>	<b>1,440</b>	<b>605</b>	<b>826</b>

<b>Juvenile</b>						
Non-Family Abuse Prot Order	AP	9	27	27	8	19
Custody Relief	CR	1	2	2	0	2
Custody Visitation	CV	212	492	492	237	255
Felony	DF	37	240	240	46	194
Misdemeanor	DM	58	258	258	61	197
Entrustment	ET	0	2	2	0	2
Foster Care Review	FC	2	2	2	1	1
Initial Foster Care	IF	1	3	3	1	2
Permanency	PH	9	9	9	8	1
Petition	PT	2	5	5	2	3
Remand Custody	RC	56	56	56	56	-
Remand Visitation	RV	57	57	57	57	-
Show Cause	SC	2	4	4	1	3
Status	ST	1	5	5	1	4
Traffic	T	38	61	64	35	29
Truancy	TR	0	6	6	4	2
<b>Juvenile Total</b>		<b>485</b>	<b>1,229</b>	<b>1,232</b>	<b>518</b>	<b>714</b>
<b>Chesapeake Totals</b>		<b>1,031</b>	<b>2,669</b>	<b>2,672</b>	<b>1,123</b>	<b>1,540</b>



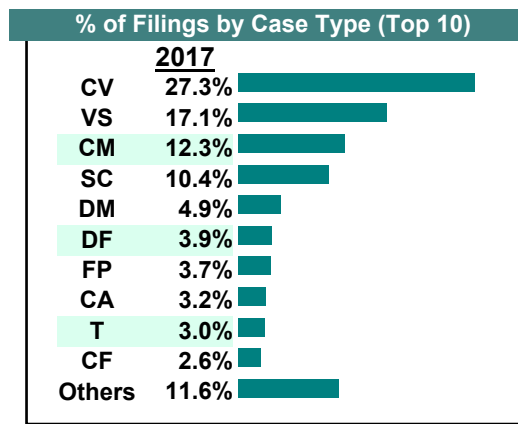
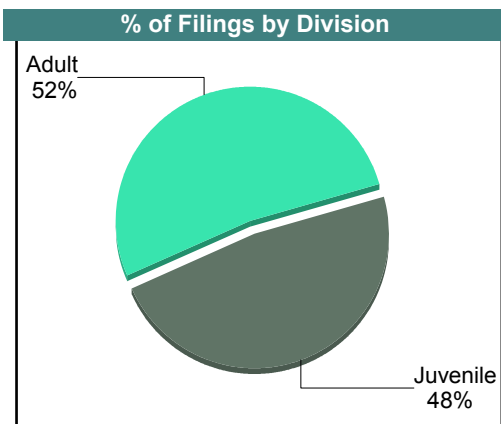

CASELOAD STATISTICS OF THE JUVENILE & DOMESTIC RELATIONS COURTS

Chesapeake

District: 1

October 2017

		<u>Filings</u>	<u>Hearings</u>	<u>Transactions</u>	<u>Concluded</u>	<u>Cont</u>
<b>Adult</b>						
Non-Family Abuse Prot Order	AP	6	10	10	4	6
Capias	CA	37	174	174	61	113
Felony	CF	30	109	109	24	85
Misdemeanor	CM	142	391	391	148	243
Family Abuse - Prot Order	FP	43	117	117	52	65
Motion - Prot Order	MP	2	4	4	3	1
Violation of PO	PV	1	1	1	1	-
Remand Support	RS	25	25	25	25	-
Show Cause	SC	121	351	351	114	231
Civil Support	VS	198	337	337	154	174
<b>Adult Total</b>		<b>605</b>	<b>1,519</b>	<b>1,519</b>	<b>586</b>	<b>918</b>
<b>Juvenile</b>						
Abuse or Neglect	AN	0	3	3	2	1
Non-Family Abuse Prot Order	AP	11	24	24	8	16
Custody Relief	CR	0	2	2	1	1
Custody Visitation	CV	316	717	717	363	342
Felony	DF	45	182	182	50	132
Misdemeanor	DM	57	248	248	65	183
Entrustment	ET	0	2	2	0	2
Foster Care Review	FC	11	11	11	10	1
Family Abuse - Prot Order	FP	0	1	1	0	1
Initial Foster Care	IF	1	3	3	2	1
Permanency	PH	8	8	8	7	1
Petition	PT	2	4	4	2	2
Remand Custody	RC	28	28	28	28	-
Remand Visitation	RV	28	29	29	29	-
Show Cause	SC	0	4	4	4	-
Status	ST	0	10	10	7	3
Traffic	T	35	84	94	67	27
Truancy	TR	12	17	17	12	5
<b>Juvenile Total</b>		<b>554</b>	<b>1,377</b>	<b>1,387</b>	<b>657</b>	<b>718</b>
<b>Chesapeake Totals</b>		<b>1,159</b>	<b>2,896</b>	<b>2,906</b>	<b>1,243</b>	<b>1,636</b>



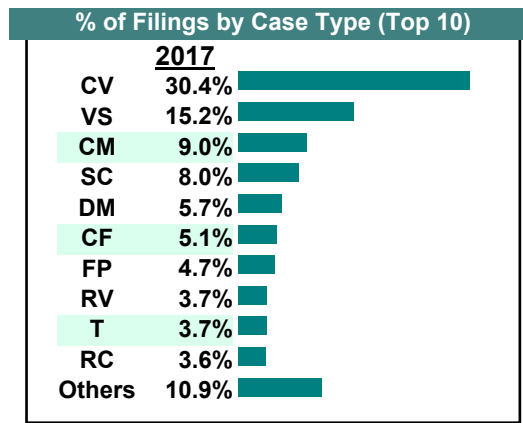
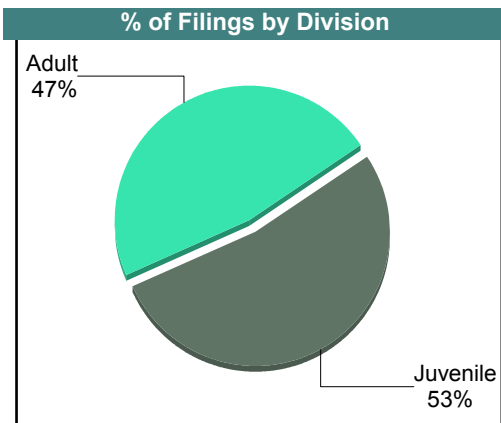

CASELOAD STATISTICS OF THE JUVENILE & DOMESTIC RELATIONS COURTS

Chesapeake

District: 1

September 2017

		<u>Filings</u>	<u>Hearings</u>	<u>Transactions</u>	<u>Concluded</u>	<u>Cont</u>
<b>Adult</b>						
Non-Family Abuse Prot Order	AP	1	2	2	0	2
Capias	CA	30	168	168	61	107
Felony	CF	59	212	212	65	147
Misdemeanor	CM	105	384	384	162	222
Crim Support	CS	0	1	1	0	1
Family Abuse - Prot Order	FP	55	114	114	36	78
Motion - Prot Order	MP	0	2	2	0	2
Violation of PO	PV	1	1	1	1	-
Remand Support	RS	32	32	32	32	-
Show Cause	SC	89	298	298	114	184
SL/Other	SL	1	1	1	1	-
Civil Support	VS	177	327	327	161	160
<b>Adult Total</b>		<b>550</b>	<b>1,542</b>	<b>1,542</b>	<b>633</b>	<b>903</b>
<b>Juvenile</b>						
Abuse or Neglect	AN	1	9	9	5	4
Non-Family Abuse Prot Order	AP	2	8	8	4	4
Custody Relief	CR	1	2	2	1	1
Custody Visitation	CV	354	723	723	299	423
Felony	DF	39	196	196	53	143
Misdemeanor	DM	66	221	221	55	166
Foster Care Review	FC	6	7	7	7	-
Initial Foster Care	IF	1	2	2	2	-
Permanency	PH	6	6	6	2	4
Petition	PT	5	9	9	5	4
Remand Custody	RC	42	42	42	42	-
Remand Visitation	RV	43	43	43	42	1
Show Cause	SC	4	6	6	1	5
Status	ST	0	1	1	0	1
Traffic	T	43	52	57	21	36
Term Parental Rights	TP	1	1	1	0	1
Truancy	TR	0	6	6	3	3
<b>Juvenile Total</b>		<b>614</b>	<b>1,334</b>	<b>1,339</b>	<b>542</b>	<b>796</b>
<b>Chesapeake Totals</b>		<b>1,164</b>	<b>2,876</b>	<b>2,881</b>	<b>1,175</b>	<b>1,699</b>





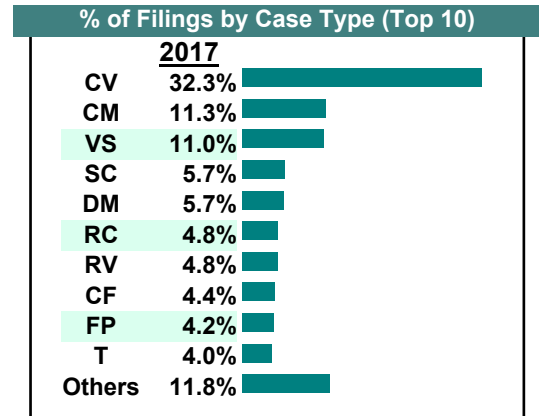
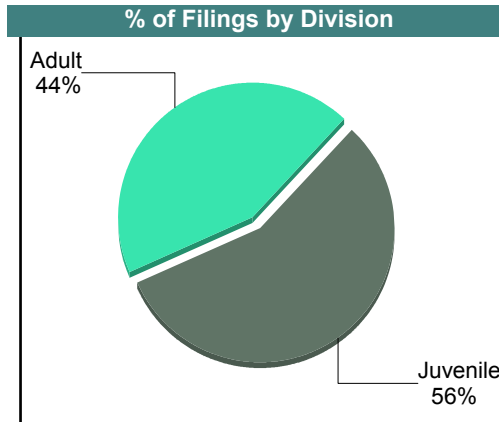

**CASELOAD STATISTICS OF THE JUVENILE & DOMESTIC RELATIONS COURTS**

**Chesapeake**

District: 1

August 2017

		<u>Filings</u>	<u>Hearings</u>	<u>Transactions</u>	<u>Concluded</u>	<u>Cont</u>
<b>Adult</b>						
Non-Family Abuse Prot Order	AP	1	3	3	2	1
Capias	CA	39	148	148	51	97
Felony	CF	50	155	155	38	117
Misdemeanor	CM	128	374	374	105	269
Family Abuse - Prot Order	FP	48	112	112	42	70
Motion - Prot Order	MP	3	3	3	1	2
Remand Support	RS	39	39	39	39	-
Show Cause	SC	63	272	272	115	157
SL/Other	SL	0	1	1	0	1
Civil Support	VS	124	270	270	158	112
<b>Adult Total</b>		<b>495</b>	<b>1,377</b>	<b>1,377</b>	<b>551</b>	<b>826</b>
<b>Juvenile</b>						
Abuse or Neglect	AN	1	5	5	1	4
Non-Family Abuse Prot Order	AP	2	15	15	3	12
Custody Relief	CR	0	2	2	0	2
Custody Visitation	CV	366	803	803	406	397
Felony	DF	25	199	199	38	161
Misdemeanor	DM	64	219	219	51	168
Entrustment	ET	2	2	2	0	2
Foster Care Review	FC	2	2	2	2	-
Initial Foster Care	IF	3	4	4	1	3
Permanency	PH	2	3	3	3	-
Petition	PT	8	13	13	6	7
Remand Custody	RC	54	54	54	54	-
Remand Visitation	RV	54	54	54	54	-
Show Cause	SC	2	3	3	2	1
Status	ST	4	13	13	2	11
Traffic	T	45	74	75	31	44
Truancy	TR	3	7	7	6	1
<b>Juvenile Total</b>		<b>637</b>	<b>1,472</b>	<b>1,473</b>	<b>660</b>	<b>813</b>
<b>Chesapeake Totals</b>		<b>1,132</b>	<b>2,849</b>	<b>2,850</b>	<b>1,211</b>	<b>1,639</b>



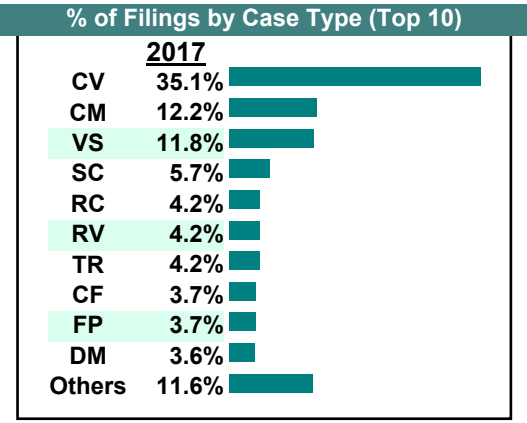
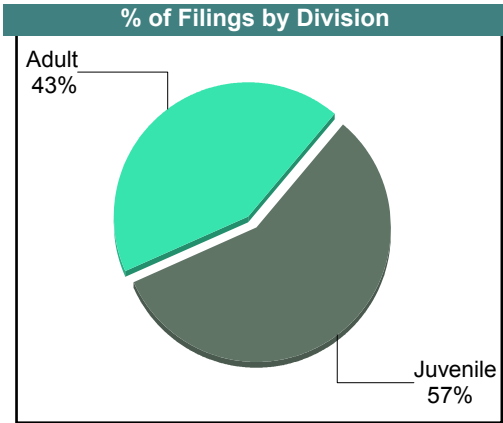
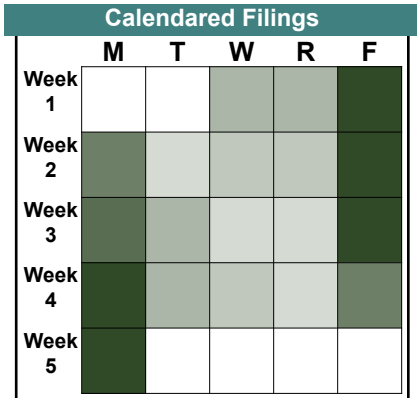
CASELOAD STATISTICS OF THE JUVENILE & DOMESTIC RELATIONS COURTS

Chesapeake

District: 1

July 2017

		<u>Filings</u>	<u>Hearings</u>	<u>Transactions</u>	<u>Concluded</u>	<u>Cont</u>
<b>Adult</b>						
Non-Family Abuse Prot Order	AP	1	4	4	2	2
Capias	CA	23	167	167	69	98
Felony	CF	41	151	151	33	118
Misdemeanor	CM	134	400	400	120	280
Family Abuse - Prot Order	FP	41	125	125	52	73
Remand Support	RS	39	39	39	39	-
Show Cause	SC	61	240	240	115	125
SL/Other	SL	0	1	1	0	1
Civil Support	VS	129	259	259	132	127
<b>Adult Total</b>		<b>469</b>	<b>1,386</b>	<b>1,386</b>	<b>562</b>	<b>824</b>
<b>Juvenile</b>						
Abuse or Neglect	AN	0	7	7	1	6
Non-Family Abuse Prot Order	AP	6	17	17	4	13
Custody Relief	CR	0	2	2	1	1
Custody Visitation	CV	384	749	749	336	413
Felony	DF	15	164	164	26	138
Misdemeanor	DM	39	198	198	52	146
Emancipation	EP	1	1	1	1	-
Foster Care Review	FC	5	5	5	5	-
Family Abuse - Prot Order	FP	0	1	1	0	1
Initial Foster Care	IF	1	3	3	1	2
Motion - Prot Order	MP	0	1	1	1	-
Permanency	PH	3	3	3	2	1
Petition	PT	5	8	8	5	3
Remand Custody	RC	46	46	46	46	-
Remand Visitation	RV	46	46	46	46	-
Show Cause	SC	1	7	7	4	3
Status	ST	0	5	5	2	3
Traffic	T	27	58	61	37	24
Truancy	TR	46	62	62	39	23
Voluntary Continuing Services Agreement	VA	1	1	1	1	-
<b>Juvenile Total</b>		<b>626</b>	<b>1,384</b>	<b>1,387</b>	<b>610</b>	<b>777</b>
<b>Chesapeake Totals</b>		<b>1,095</b>	<b>2,770</b>	<b>2,773</b>	<b>1,172</b>	<b>1,601</b>



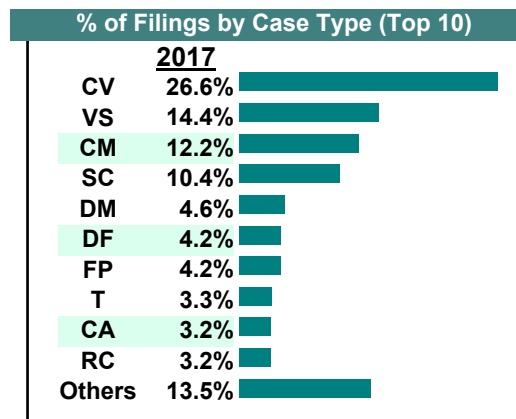
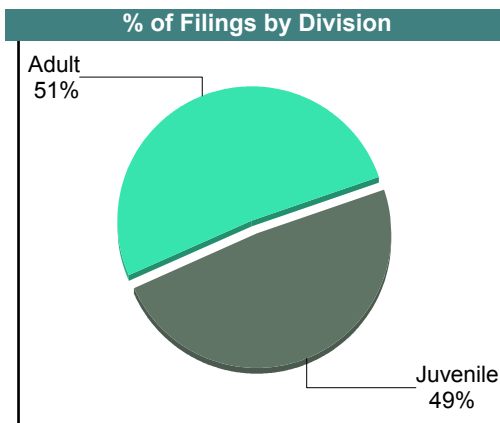
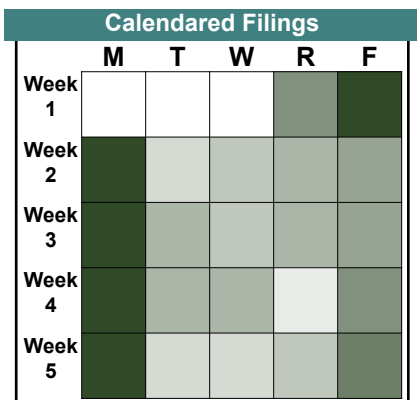
CASELOAD STATISTICS OF THE JUVENILE & DOMESTIC RELATIONS COURTS

Chesapeake

District: 1

June 2017

		<u>Filings</u>	<u>Hearings</u>	<u>Transactions</u>	<u>Concluded</u>	<u>Cont</u>
<b>Adult</b>						
Non-Family Abuse Prot Order	AP	4	8	8	4	4
Capias	CA	42	190	190	63	127
Felony	CF	40	183	183	47	136
Misdemeanor	CM	159	491	491	142	349
Family Abuse - Prot Order	FP	55	129	129	46	83
Motion - Prot Order	MP	5	6	6	4	2
Remand Support	RS	41	41	41	41	-
Show Cause	SC	132	377	377	105	272
SL/Other	SL	1	1	1	1	-
Civil Support	VS	187	328	328	156	172
<b>Adult Total</b>		<b>666</b>	<b>1,754</b>	<b>1,754</b>	<b>609</b>	<b>1,145</b>
<b>Juvenile</b>						
Abuse or Neglect	AN	2	16	16	4	12
Non-Family Abuse Prot Order	AP	6	13	13	2	11
Custody Relief	CR	1	4	4	0	4
Custody Visitation	CV	345	700	700	310	390
Felony	DF	55	279	279	47	232
Misdemeanor	DM	60	252	252	71	181
Foster Care Review	FC	5	5	5	5	-
Initial Foster Care	IF	5	6	6	5	1
Permanency	PH	1	1	1	1	-
Petition	PT	8	18	18	13	5
Remand Custody	RC	42	42	42	42	-
Remand Visitation	RV	42	42	42	42	-
Show Cause	SC	3	6	6	2	4
Status	ST	2	9	9	2	7
Traffic	T	43	88	89	31	58
Truancy	TR	13	18	18	11	7
<b>Juvenile Total</b>		<b>633</b>	<b>1,499</b>	<b>1,500</b>	<b>588</b>	<b>912</b>
<b>Chesapeake Totals</b>		<b>1,299</b>	<b>3,253</b>	<b>3,254</b>	<b>1,197</b>	<b>2,057</b>



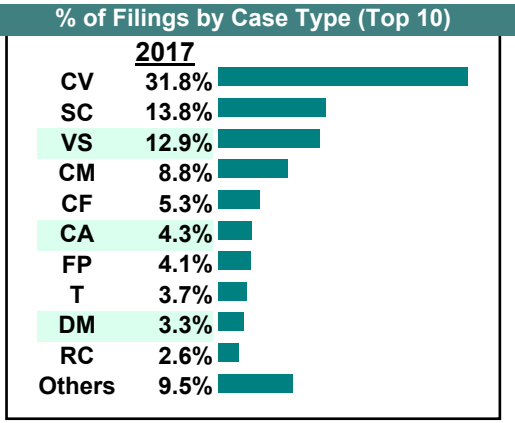
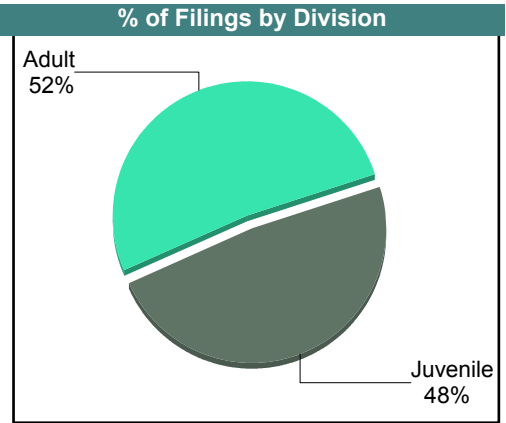
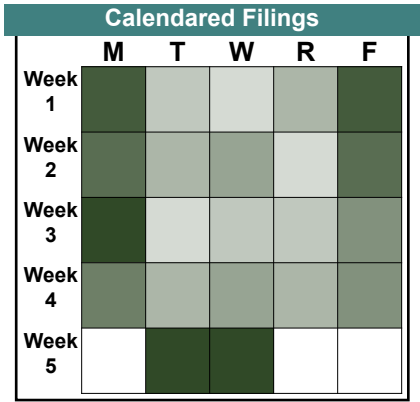
CASELOAD STATISTICS OF THE JUVENILE & DOMESTIC RELATIONS COURTS

Chesapeake

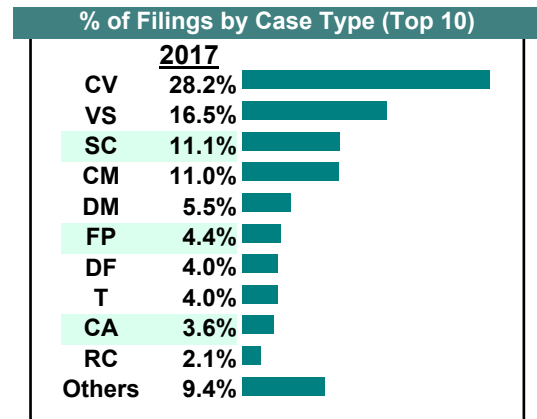
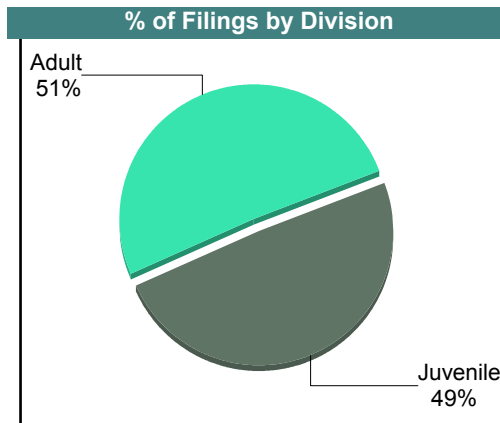
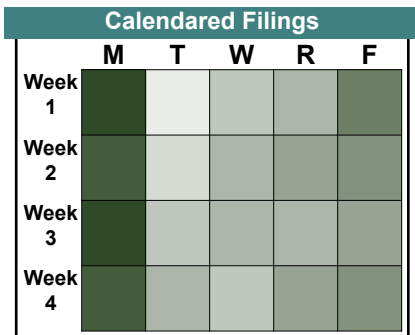
District: 1

May 2017

		Filings	Hearings	Transactions	Concluded	Cont
<b>Adult</b>						
Non-Family Abuse Prot Order	AP	2	5	5	2	3
Bond Forfeiture	BF	1	1	1	1	-
Capias	CA	51	214	214	72	142
Felony	CF	63	170	170	36	134
Misdemeanor	CM	106	345	345	104	241
Crim Support	CS	0	1	1	0	1
Family Abuse - Prot Order	FP	48	120	120	43	77
Motion - Prot Order	MP	3	4	4	4	-
Remand Support	RS	27	27	27	27	-
Show Cause	SC	161	398	398	105	293
SL/Other	SL	2	2	2	1	1
Civil Support	VS	155	281	281	134	147
<b>Adult Total</b>		<b>619</b>	<b>1,568</b>	<b>1,568</b>	<b>529</b>	<b>1,039</b>
<b>Juvenile</b>						
Abuse or Neglect	AN	7	18	18	5	13
Non-Family Abuse Prot Order	AP	3	13	13	3	10
Custody Visitation	CV	381	708	708	303	405
Felony	DF	23	225	225	32	193
Misdemeanor	DM	39	282	282	82	200
Foster Care Review	FC	7	7	7	7	-
Family Abuse - Prot Order	FP	1	2	2	0	2
Initial Foster Care	IF	1	1	1	0	1
Motion - Prot Order	MP	0	1	1	0	1
Permanency	PH	3	3	3	3	-
Petition	PT	2	4	4	4	-
Remand Custody	RC	31	31	31	31	-
Remand Visitation	RV	31	31	31	31	-
Show Cause	SC	4	11	11	5	6
Status	ST	2	12	12	3	9
Traffic	T	44	74	79	46	33
Truancy	TR	0	2	2	1	1
<b>Juvenile Total</b>		<b>579</b>	<b>1,425</b>	<b>1,430</b>	<b>556</b>	<b>874</b>
<b>Chesapeake Totals</b>		<b>1,198</b>	<b>2,993</b>	<b>2,998</b>	<b>1,085</b>	<b>1,913</b>



		Filings	Hearings	Transactions	Concluded	Cont
<b>Adult</b>						
Non-Family Abuse Prot Order	AP	2	10	10	8	2
Capias	CA	39	167	167	46	121
Felony	CF	21	106	106	38	68
Misdemeanor	CM	118	365	365	114	251
Family Abuse - Prot Order	FP	47	105	105	47	58
Motion - Prot Order	MP	4	4	4	4	-
Violation of PO	PV	3	3	3	3	-
Remand Support	RS	17	17	17	17	-
Show Cause	SC	116	400	400	143	255
Civil Support	VS	177	306	306	161	143
<b>Adult Total</b>		<b>544</b>	<b>1,483</b>	<b>1,483</b>	<b>581</b>	<b>898</b>
<b>Juvenile</b>						
Abuse or Neglect	AN	9	25	25	14	11
Non-Family Abuse Prot Order	AP	3	12	12	5	7
Custody Relief	CR	2	3	3	0	3
Custody Visitation	CV	302	583	583	241	340
Felony	DF	43	245	245	30	215
Misdemeanor	DM	59	217	217	33	184
Foster Care Review	FC	4	4	4	3	1
Initial Foster Care	IF	6	6	6	4	2
Permanency	PH	2	2	2	2	-
Petition	PT	2	6	6	0	6
Remand Custody	RC	23	23	23	23	-
Remand Visitation	RV	23	23	23	23	-
Show Cause	SC	3	8	8	4	4
Status	ST	3	14	14	4	10
Traffic	T	43	49	53	22	31
Truancy	TR	0	1	1	0	1
<b>Juvenile Total</b>		<b>527</b>	<b>1,221</b>	<b>1,225</b>	<b>408</b>	<b>815</b>
<b>Chesapeake Totals</b>		<b>1,071</b>	<b>2,704</b>	<b>2,708</b>	<b>989</b>	<b>1,713</b>



CASELOAD STATISTICS OF THE JUVENILE & DOMESTIC RELATIONS COURTS

Chesapeake

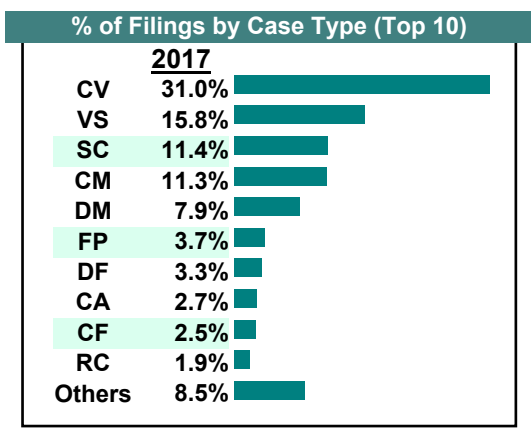
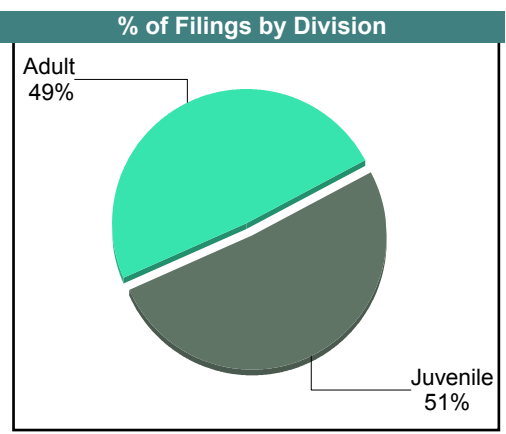

District: 1

March 2017

		<u>Filings</u>	<u>Hearings</u>	<u>Transactions</u>	<u>Concluded</u>	<u>Cont</u>
<b>Adult</b>						
Non-Family Abuse Prot Order	AP	2	3	3	2	1
Capias	CA	30	233	233	62	171
Felony	CF	28	203	203	78	125
Misdemeanor	CM	124	440	440	156	283
Crim Support	CS	0	1	1	0	1
Family Abuse - Prot Order	FP	41	118	118	55	63
Motion - Prot Order	MP	1	2	2	2	-
Violation of PO	PV	2	2	2	2	-
Remand Support	RS	13	13	13	13	-
Show Cause	SC	123	324	324	101	221
Civil Support	VS	174	297	297	163	134
<b>Adult Total</b>		<b>538</b>	<b>1,636</b>	<b>1,636</b>	<b>634</b>	<b>999</b>

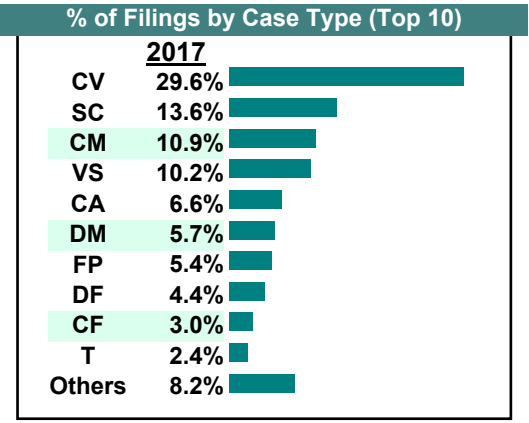
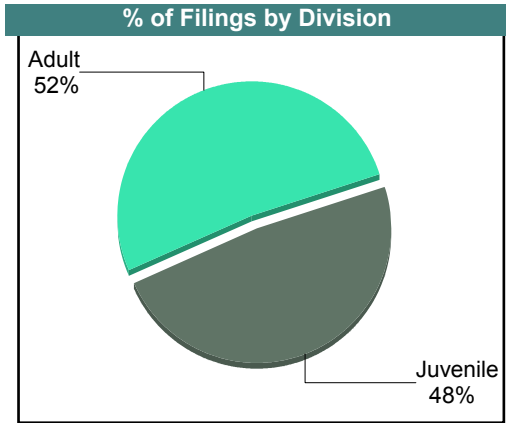
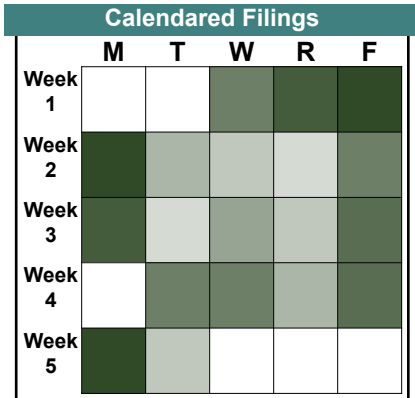
<b>Juvenile</b>						
Abuse or Neglect	AN	3	13	13	0	13
Non-Family Abuse Prot Order	AP	5	13	13	6	6
Custody Visitation	CV	341	721	721	350	371
Felony	DF	36	292	292	53	238
Misdemeanor	DM	87	278	278	69	208
Emancipation	EP	1	2	2	2	-
Foster Care Review	FC	1	1	1	1	-
Family Abuse - Prot Order	FP	0	2	2	2	-
Initial Foster Care	IF	1	1	1	1	-
Permanency	PH	6	6	6	6	-
Petition	PT	8	16	16	8	8
Remand Custody	RC	21	21	21	21	-
Remand Visitation	RV	21	21	21	21	-
Show Cause	SC	2	7	7	2	5
Status	ST	3	11	11	1	10
Traffic	T	18	80	84	63	21
Truancy	TR	9	12	12	6	6
<b>Juvenile Total</b>		<b>563</b>	<b>1,497</b>	<b>1,501</b>	<b>612</b>	<b>886</b>

<b>Chesapeake Totals</b>		<b>1,101</b>	<b>3,133</b>	<b>3,137</b>	<b>1,246</b>	<b>1,885</b>
--------------------------	--	--------------	--------------	--------------	--------------	--------------



February 2017

		<u>Filings</u>	<u>Hearings</u>	<u>Transactions</u>	<u>Concluded</u>	<u>Cont</u>
<b>Adult</b>						
Non-Family Abuse Prot Order	AP	8	16	16	0	16
Capias	CA	64	229	229	69	158
Felony	CF	29	140	140	47	93
Misdemeanor	CM	106	350	350	107	243
Family Abuse - Prot Order	FP	50	106	106	43	63
Motion - Prot Order	MP	8	10	10	7	3
Other	OT	0	1	1	1	-
Protective Order	PC	1	1	1	1	-
Remand Support	RS	6	6	6	6	-
Show Cause	SC	130	354	354	135	219
Civil Support	VS	99	227	227	120	107
<b>Adult Total</b>		<b>501</b>	<b>1,440</b>	<b>1,440</b>	<b>536</b>	<b>902</b>
<b>Juvenile</b>						
Abuse or Neglect	AN	8	16	16	6	10
Non-Family Abuse Prot Order	AP	9	17	17	2	15
Child in Need of Services	CS	0	2	2	1	1
Custody Visitation	CV	287	597	597	337	260
Felony	DF	43	308	308	34	274
Misdemeanor	DM	55	309	309	96	213
Emancipation	EP	1	1	1	0	1
Family Abuse - Prot Order	FP	2	4	4	0	4
Initial Foster Care	IF	8	8	8	8	-
Permanency	PH	3	3	3	3	-
Petition	PT	2	5	5	1	4
Remand Custody	RC	10	10	10	9	-
Remand Visitation	RV	10	10	10	10	-
Show Cause	SC	2	7	7	1	6
Status	ST	5	10	10	3	7
Traffic	T	23	56	59	26	33
Truancy	TR	0	1	1	1	-
Voluntary Continuing Services Agreement	VA	1	1	1	1	-
<b>Juvenile Total</b>		<b>469</b>	<b>1,365</b>	<b>1,368</b>	<b>539</b>	<b>828</b>
<b>Chesapeake Totals</b>		<b>970</b>	<b>2,805</b>	<b>2,808</b>	<b>1,075</b>	<b>1,730</b>



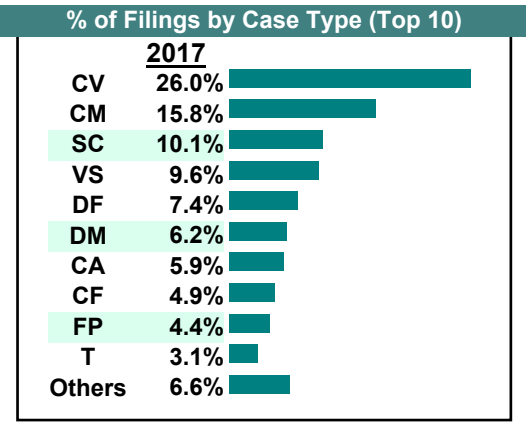
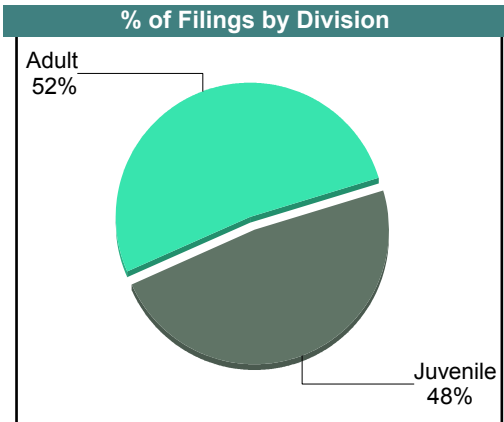

CASELOAD STATISTICS OF THE JUVENILE & DOMESTIC RELATIONS COURTS

Chesapeake

District: 1

January 2017

		<u>Filings</u>	<u>Hearings</u>	<u>Transactions</u>	<u>Concluded</u>	<u>Cont</u>
<b>Adult</b>						
Non-Family Abuse Prot Order	AP	1	1	1	1	-
Capias	CA	50	196	196	53	143
Felony	CF	42	192	192	51	141
Misdemeanor	CM	134	436	436	127	309
Family Abuse - Prot Order	FP	37	98	98	28	70
Motion - Prot Order	MP	2	8	8	6	2
Violation of PO	PV	2	2	2	2	-
Remand Support	RS	8	8	8	8	-
Show Cause	SC	83	264	264	111	153
Civil Support	VS	82	203	203	109	94
<b>Adult Total</b>		<b>441</b>	<b>1,408</b>	<b>1,408</b>	<b>496</b>	<b>912</b>
<b>Juvenile</b>						
Abuse or Neglect	AN	0	8	8	1	7
Non-Family Abuse Prot Order	AP	1	7	7	5	2
Child in Need of Services	CS	1	1	1	0	1
Custody Visitation	CV	221	482	482	239	243
Felony	DF	63	249	249	27	222
Misdemeanor	DM	53	275	275	53	222
Foster Care Review	FC	2	2	2	2	-
Initial Foster Care	IF	2	2	2	2	-
Juv Support	JS	0	1	1	1	-
Motion - Prot Order	MP	0	1	1	0	1
Permanency	PH	3	3	3	3	-
Petition	PT	3	6	6	2	4
Remand Custody	RC	14	14	14	14	-
Remand Visitation	RV	14	14	14	14	-
Show Cause	SC	3	9	9	2	7
Status	ST	3	21	21	10	11
Traffic	T	26	63	64	29	35
Truancy	TR	0	3	3	3	-
<b>Juvenile Total</b>		<b>409</b>	<b>1,161</b>	<b>1,162</b>	<b>407</b>	<b>755</b>
<b>Chesapeake Totals</b>		<b>850</b>	<b>2,569</b>	<b>2,570</b>	<b>903</b>	<b>1,667</b>





Filings by Court & Division

		<u>Chesapeake</u>		
<b>A</b>	Civil Support	1,877	13.9%	
	Adult Misdemeanor	1,462	10.8%	
	Show Cause	1,386	10.3%	
	Family Abuse - Prot Order	544	4.0%	
	Capias	478	3.5%	
	Adult Felony	460	3.4%	
	Remand Support	390	2.9%	
	Motion - Prot Order	36	0.3%	
	Non-Family Abuse Prot Order	31	0.2%	
	Violation of PO	11	0.1%	
	SL/Other	6	0.0%	
	Protective Order	2	0.0%	
	Bond Forfeiture	1	0.0%	
	Criminal Support	-	0.0%	
	Other	-	0.0%	
<b>Total</b>		<b>6,684</b>	<b>50%</b>	
<b>J</b>	Custody Visitation	3,837	28.5%	
	Delinquency	1,140	8.5%	
	Remand Visitation	491	3.6%	
	Remand Custody	484	3.6%	
	Traffic	417	3.1%	
	Truancy	83	0.6%	
	Non-Family Abuse Prot Order	61	0.5%	
	Paternity	53	0.4%	
	Foster Care Review	48	0.4%	
	Permanency	46	0.3%	
	Abuse or Neglect	39	0.3%	
	Initial Foster Care	31	0.2%	
	Show Cause	28	0.2%	
	Status Offense/Other	24	0.2%	
	Custody Relief	5	0.0%	
	Family Abuse - Prot Order	4	0.0%	
	Emancipation	3	0.0%	
	Entrustment	2	0.0%	
	Voluntary Continuing Services Agre	2	0.0%	
	Capias	1	0.0%	
	Child in Need of Services	1	0.0%	
	Juv Support	1	0.0%	
	Term Parental Rights	1	0.0%	
	Motion - Prot Order	-	0.0%	
	<b>Total</b>		<b>6,802</b>	<b>50%</b>
	<b>Total</b>		<b>13,486</b>	<b>100%</b>

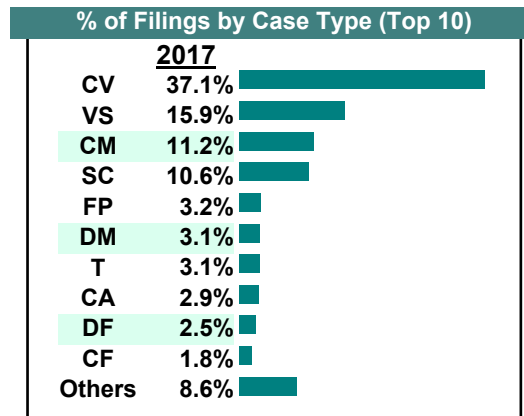
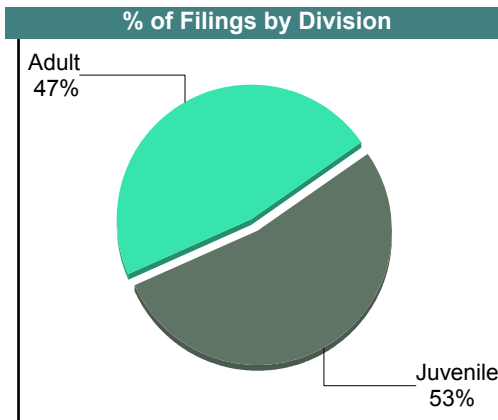
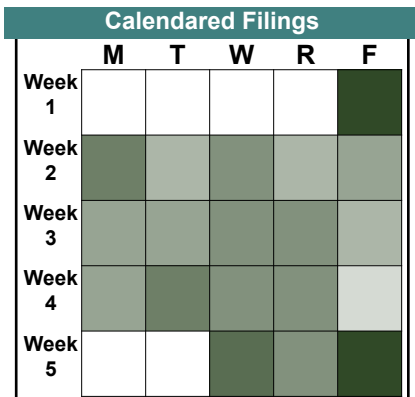
**CASELOAD STATISTICS OF THE JUVENILE & DOMESTIC RELATIONS COURTS**

**Virginia Beach**

District: 2

December 2017

		<u>Filings</u>	<u>Hearings</u>	<u>Transactions</u>	<u>Concluded</u>	<u>Cont</u>
<b><u>Adult</u></b>						
Non-Family Abuse Prot Order	AP	0	2	2	1	1
Capias	CA	51	201	201	82	119
Felony	CF	32	170	175	32	143
Misdemeanor	CM	199	485	485	145	340
Family Abuse - Prot Order	FP	56	154	154	74	80
Motion - Prot Order	MP	2	4	4	4	-
Other	OT	20	20	20	16	4
Violation of PO	PV	1	1	1	1	-
Remand Support	RS	9	9	9	9	-
Show Cause	SC	178	437	437	194	243
SL/Other	SL	2	2	2	2	-
Civil Support	VS	282	449	449	249	200
<b>Adult Total</b>		<b>832</b>	<b>1,934</b>	<b>1,939</b>	<b>809</b>	<b>1,130</b>
<b><u>Juvenile</u></b>						
Abuse or Neglect	AN	21	81	81	23	58
Non-Family Abuse Prot Order	AP	0	2	2	0	2
Capias	CA	0	2	2	1	1
Custody Relief	CR	1	1	1	0	1
Child in Need of Services	CS	1	3	3	1	2
Custody Visitation	CV	657	1,223	1,223	626	597
Felony	DF	45	241	241	52	189
Misdemeanor	DM	55	253	253	66	187
Entrustment	ET	0	5	5	5	-
Foster Care Review	FC	9	9	9	9	-
Initial Foster Care	IF	10	10	10	10	-
Motion - Prot Order	MP	8	11	11	3	8
Permanency	PH	20	21	21	21	-
Petition	PT	6	10	10	4	6
Remand Custody	RC	14	14	14	14	-
Remand Visitation	RV	14	14	14	14	-
Show Cause	SC	9	19	19	12	7
Status	ST	8	28	28	11	17
Traffic	T	55	88	96	48	48
Term Parental Rights	TP	7	19	19	11	8
<b>Juvenile Total</b>		<b>940</b>	<b>2,054</b>	<b>2,062</b>	<b>931</b>	<b>1,131</b>
<b>Virginia Beach Totals</b>		<b>1,772</b>	<b>3,988</b>	<b>4,001</b>	<b>1,740</b>	<b>2,261</b>



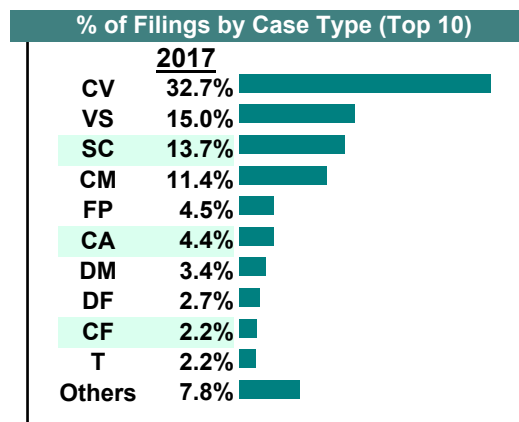
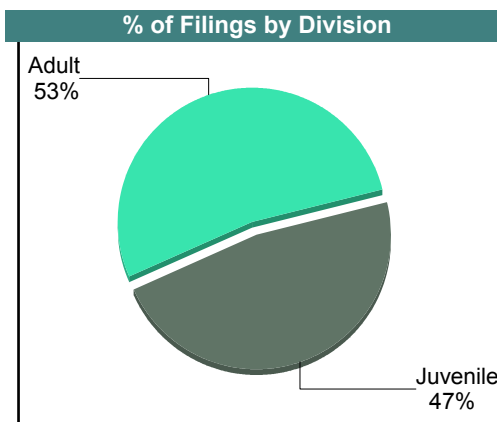

CASELOAD STATISTICS OF THE JUVENILE & DOMESTIC RELATIONS COURTS

Virginia Beach

District: 2

November 2017

		Filings	Hearings	Transactions	Concluded	Cont
<b>Adult</b>						
Non-Family Abuse Prot Order	AP	5	7	7	4	3
Bond Forfeiture	BF	2	2	2	1	1
Capias	CA	76	253	253	101	152
Felony	CF	39	159	159	27	132
Misdemeanor	CM	201	617	617	226	391
Family Abuse - Prot Order	FP	79	165	165	72	93
Motion - Prot Order	MP	6	6	6	5	1
Other	OT	7	11	11	9	2
Violation of PO	PV	6	6	6	6	-
Remand Support	RS	4	6	6	5	1
Show Cause	SC	234	570	570	265	305
SL/Other	SL	8	8	8	8	-
Civil Support	VS	265	474	474	239	235
<b>Adult Total</b>		<b>932</b>	<b>2,284</b>	<b>2,284</b>	<b>968</b>	<b>1,316</b>
<b>Juvenile</b>						
Abuse or Neglect	AN	17	73	73	16	57
Non-Family Abuse Prot Order	AP	3	8	8	4	4
Capias	CA	2	6	6	2	4
Child in Need of Services	CS	0	1	1	0	1
Custody Visitation	CV	577	1,201	1,201	550	651
Felony	DF	47	257	257	50	207
Misdemeanor	DM	60	311	314	101	213
Entrustment	ET	2	2	2	2	-
Foster Care Review	FC	15	15	15	15	-
Initial Foster Care	IF	6	6	6	6	-
Motion - Prot Order	MP	5	6	6	6	-
Permanency	PH	20	21	21	20	1
Petition	PT	6	17	17	10	7
Remand Custody	RC	5	5	5	5	-
Remand Visitation	RV	5	5	5	5	-
Show Cause	SC	7	23	23	12	11
Status	ST	11	36	36	17	19
Traffic	T	38	56	61	26	35
Term Parental Rights	TP	2	5	5	1	4
Truancy	TR	1	5	5	2	3
Voluntary Continuing Services Agreement	VA	2	2	2	2	-
<b>Juvenile Total</b>		<b>831</b>	<b>2,061</b>	<b>2,069</b>	<b>852</b>	<b>1,217</b>
<b>Virginia Beach Totals</b>		<b>1,763</b>	<b>4,345</b>	<b>4,353</b>	<b>1,820</b>	<b>2,533</b>



**CASELOAD STATISTICS OF THE JUVENILE & DOMESTIC RELATIONS COURTS**

**Virginia Beach**

District: 2

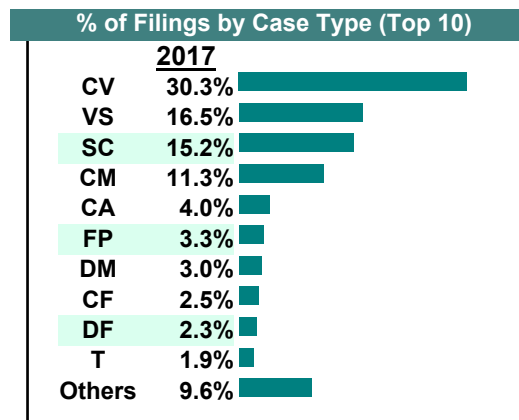
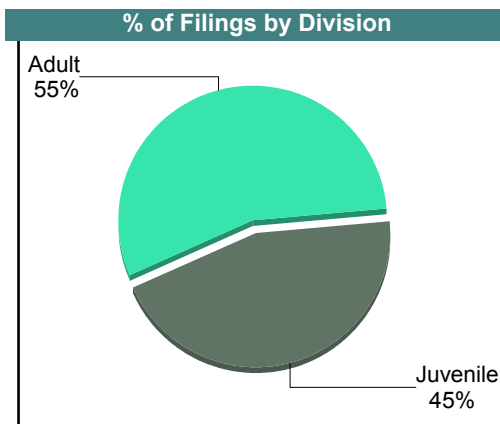
October 2017

		<u>Filings</u>	<u>Hearings</u>	<u>Transactions</u>	<u>Concluded</u>	<u>Cont</u>
<b>Adult</b>						
Non-Family Abuse Prot Order	AP	6	7	7	5	2
Bond Forfeiture	BF	3	6	6	3	3
Capias	CA	81	248	248	99	149
Felony	CF	51	218	218	26	192
Misdemeanor	CM	227	707	707	272	435
Family Abuse - Prot Order	FP	66	154	154	62	92
Motion - Prot Order	MP	11	15	15	14	1
Other	OT	28	44	44	19	25
Violation of PO	PV	4	4	4	4	-
Remand Support	RS	12	13	13	7	6
Show Cause	SC	289	702	702	318	384
SL/Other	SL	1	1	1	1	-
Civil Support	VS	331	588	588	325	263
<b>Adult Total</b>		<b>1,110</b>	<b>2,707</b>	<b>2,707</b>	<b>1,155</b>	<b>1,552</b>

<b>Juvenile</b>						
Abuse or Neglect	AN	27	72	72	14	58
Non-Family Abuse Prot Order	AP	7	14	14	6	8
Child in Need of Services	CS	0	1	1	0	1
Custody Visitation	CV	610	1,320	1,320	590	730
Felony	DF	46	291	291	39	252
Misdemeanor	DM	60	330	330	67	263
Entrustment	ET	1	1	1	1	-
Foster Care Review	FC	16	16	16	15	1
Initial Foster Care	IF	4	5	5	5	-
Motion - Prot Order	MP	2	3	3	2	1
Permanency	PH	9	9	9	9	-
Petition	PT	9	23	23	9	14
Remand Custody	RC	6	6	6	6	-
Remand Visitation	RV	7	7	7	7	-
Show Cause	SC	17	34	34	14	20
Status	ST	35	70	70	32	38
Traffic	T	39	68	80	47	33
Term Parental Rights	TP	3	6	6	4	2
Truancy	TR	1	3	3	0	3
Voluntary Continuing Services Agreement	VA	2	2	2	2	-
<b>Juvenile Total</b>		<b>901</b>	<b>2,281</b>	<b>2,293</b>	<b>869</b>	<b>1,424</b>

<b>Virginia Beach Totals</b>		<b>2,011</b>	<b>4,988</b>	<b>5,000</b>	<b>2,024</b>	<b>2,976</b>
------------------------------	--	--------------	--------------	--------------	--------------	--------------

Calendared Filings					
	M	T	W	R	F
Week 1					
Week 2					
Week 3					
Week 4					
Week 5					



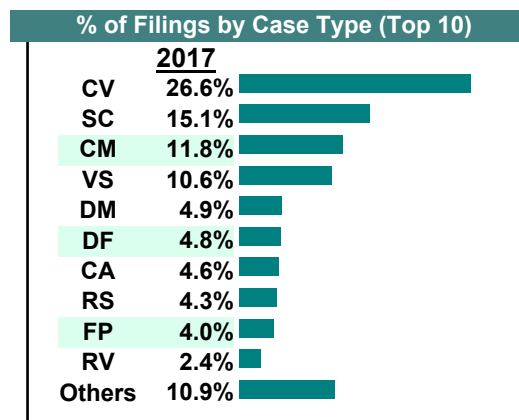
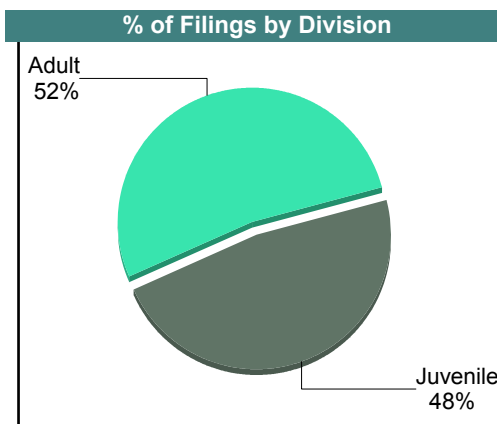

**CASELOAD STATISTICS OF THE JUVENILE & DOMESTIC RELATIONS COURTS**

**Virginia Beach**

District: 2

September 2017

		<u>Filings</u>	<u>Hearings</u>	<u>Transactions</u>	<u>Concluded</u>	<u>Cont</u>
<b><u>Adult</u></b>						
Non-Family Abuse Prot Order	AP	1	3	3	2	1
Bond Forfeiture	BF	1	2	2	1	1
Capias	CA	87	247	247	88	159
Felony	CF	41	178	178	24	154
Misdemeanor	CM	236	715	715	220	495
Family Abuse - Prot Order	FP	79	187	187	75	112
Motion - Prot Order	MP	8	11	11	7	4
Other	OT	2	8	8	3	5
Violation of PO	PV	1	1	1	1	-
Remand Support	RS	86	86	86	83	3
Show Cause	SC	290	579	579	240	339
SL/Other	SL	1	1	1	1	-
Civil Support	VS	212	415	415	221	194
<b>Adult Total</b>		<b>1,045</b>	<b>2,433</b>	<b>2,433</b>	<b>966</b>	<b>1,467</b>
<b><u>Juvenile</u></b>						
Abuse or Neglect	AN	19	69	69	14	55
Non-Family Abuse Prot Order	AP	2	4	4	1	3
Capias	CA	4	5	5	3	2
Child in Need of Services	CS	1	1	1	1	-
Custody Visitation	CV	530	1,127	1,127	567	560
Felony	DF	95	312	312	15	297
Misdemeanor	DM	97	406	406	69	337
Entrustment	ET	0	1	1	0	1
Foster Care Review	FC	7	7	7	6	1
Initial Foster Care	IF	1	2	2	0	2
Juv Support	JS	0	2	2	0	2
Motion - Prot Order	MP	2	3	3	1	2
Permanency	PH	5	8	8	8	-
Petition	PT	9	18	18	7	11
Remand Custody	RC	47	47	47	47	-
Remand Visitation	RV	48	48	48	48	-
Show Cause	SC	10	25	25	8	17
Status	ST	17	62	62	29	33
Traffic	T	43	87	95	43	52
Term Parental Rights	TP	8	10	10	0	10
Voluntary Continuing Services Agreement	VA	2	2	2	2	-
<b>Juvenile Total</b>		<b>947</b>	<b>2,246</b>	<b>2,254</b>	<b>869</b>	<b>1,385</b>
<b>Virginia Beach Totals</b>		<b>1,992</b>	<b>4,679</b>	<b>4,687</b>	<b>1,835</b>	<b>2,852</b>



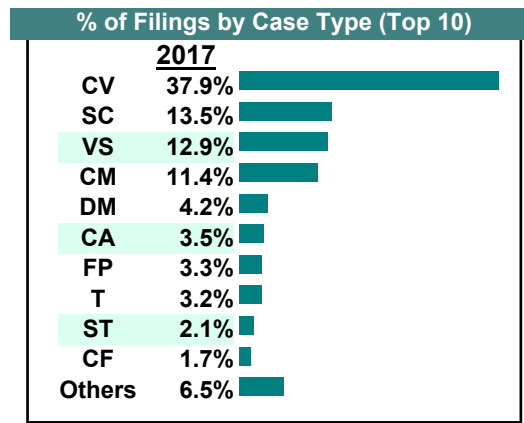
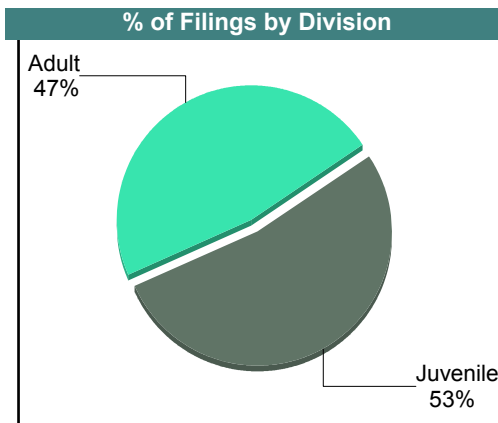

CASELOAD STATISTICS OF THE JUVENILE & DOMESTIC RELATIONS COURTS

Virginia Beach

District: 2

August 2017

		<u>Filings</u>	<u>Hearings</u>	<u>Transactions</u>	<u>Concluded</u>	<u>Cont</u>
<b>Adult</b>						
Non-Family Abuse Prot Order	AP	2	5	5	3	2
Bond Forfeiture	BF	2	3	3	1	2
Capias	CA	74	238	238	102	136
Felony	CF	35	157	157	32	125
Misdemeanor	CM	239	653	653	214	439
Family Abuse - Prot Order	FP	67	146	146	65	81
Motion - Prot Order	MP	9	11	11	8	3
Violation Fam Abuse PO	PS	0	1	1	1	-
Remand Support	RS	9	9	9	8	1
Show Cause	SC	277	606	606	265	341
SL/Other	SL	2	2	2	2	-
Civil Support	VS	270	486	486	287	199
<b>Adult Total</b>		<b>986</b>	<b>2,317</b>	<b>2,317</b>	<b>988</b>	<b>1,329</b>
<b>Juvenile</b>						
Abuse or Neglect	AN	25	55	55	9	46
Non-Family Abuse Prot Order	AP	1	2	2	2	-
Capias	CA	0	2	2	2	-
Custody Relief	CR	1	2	2	2	-
Child in Need of Services	CS	0	1	1	0	1
Custody Visitation	CV	792	1,566	1,566	701	865
Felony	DF	31	253	253	50	203
Misdemeanor	DM	87	356	356	100	256
Entrustment	ET	4	7	7	3	4
Foster Care Review	FC	7	7	7	7	-
Family Abuse - Prot Order	FP	1	1	1	1	-
Initial Foster Care	IF	3	3	3	3	-
Juv Support	JS	0	1	1	0	1
Motion - Prot Order	MP	0	2	2	1	1
Permanency	PH	12	12	12	12	-
Petition	PT	5	12	12	4	8
Remand Custody	RC	7	7	7	7	-
Remand Visitation	RV	7	7	7	7	-
Show Cause	SC	5	15	15	8	7
Status	ST	43	71	73	29	44
Traffic	T	67	93	102	55	47
Term Parental Rights	TP	6	7	7	2	5
Truancy	TR	0	1	1	0	1
Voluntary Continuing Services Agreement	VA	2	2	2	2	-
<b>Juvenile Total</b>		<b>1,106</b>	<b>2,485</b>	<b>2,496</b>	<b>1,007</b>	<b>1,489</b>
<b>Virginia Beach Totals</b>		<b>2,092</b>	<b>4,802</b>	<b>4,813</b>	<b>1,995</b>	<b>2,818</b>



CASELOAD STATISTICS OF THE JUVENILE & DOMESTIC RELATIONS COURTS

Virginia Beach

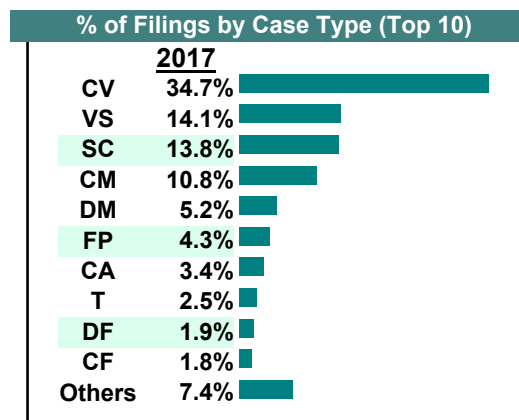
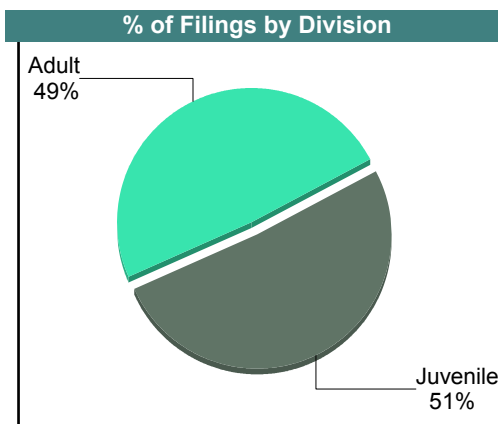

District: 2

July 2017

		<u>Filings</u>	<u>Hearings</u>	<u>Transactions</u>	<u>Concluded</u>	<u>Cont</u>
<b><u>Adult</u></b>						
Non-Family Abuse Prot Order	AP	2	4	4	1	3
Bond Forfeiture	BF	2	4	4	3	1
Capias	CA	65	253	253	110	143
Felony	CF	34	183	183	42	141
Misdemeanor	CM	207	633	633	203	430
Family Abuse - Prot Order	FP	83	195	195	87	108
Motion - Prot Order	MP	4	5	5	4	1
Other	OT	1	1	1	1	-
Violation of PO	PV	2	2	2	2	-
Remand Support	RS	11	12	12	11	1
Show Cause	SC	255	550	550	249	301
SL/Other	SL	3	3	3	2	1
Civil Support	VS	271	506	506	242	264
<b>Adult Total</b>		<b>940</b>	<b>2,351</b>	<b>2,351</b>	<b>957</b>	<b>1,394</b>

<b><u>Juvenile</u></b>						
Abuse or Neglect	AN	13	37	37	11	26
Non-Family Abuse Prot Order	AP	1	4	4	2	2
Capias	CA	1	9	9	4	5
Child in Need of Services	CS	0	6	6	1	5
Custody Visitation	CV	666	1,247	1,247	582	665
Felony	DF	37	302	302	49	253
Misdemeanor	DM	100	411	411	99	312
Entrustment	ET	1	1	1	0	1
Foster Care Review	FC	11	13	13	11	2
Initial Foster Care	IF	8	8	8	8	-
Motion - Prot Order	MP	2	4	4	4	-
Permanency	PH	21	21	21	20	1
Petition	PT	8	14	14	5	9
Remand Custody	RC	12	12	12	12	-
Remand Visitation	RV	12	12	12	12	-
Show Cause	SC	10	23	23	8	15
Status	ST	23	58	61	23	38
Traffic	T	47	78	83	39	44
Term Parental Rights	TP	3	3	3	1	2
Truancy	TR	1	2	2	0	2
Voluntary Continuing Services Agreement	VA	1	2	2	2	-
<b>Juvenile Total</b>		<b>978</b>	<b>2,267</b>	<b>2,275</b>	<b>893</b>	<b>1,382</b>

<b>Virginia Beach Totals</b>		<b>1,918</b>	<b>4,618</b>	<b>4,626</b>	<b>1,850</b>	<b>2,776</b>
------------------------------	--	--------------	--------------	--------------	--------------	--------------



CASELOAD STATISTICS OF THE JUVENILE & DOMESTIC RELATIONS COURTS

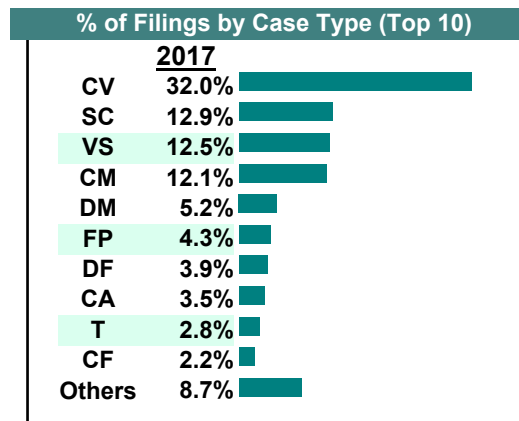
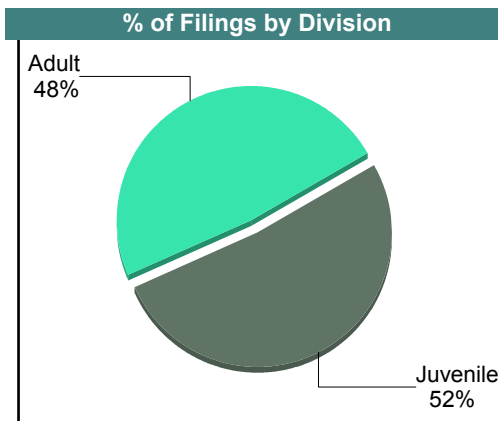
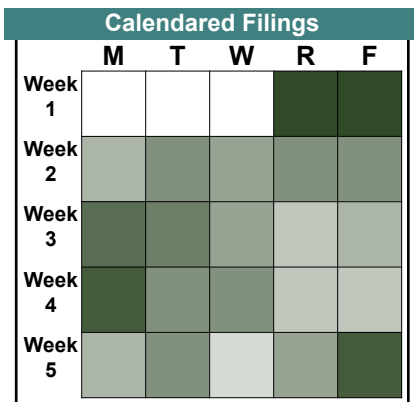
Virginia Beach

District: 2

June 2017

		<u>Filings</u>	<u>Hearings</u>	<u>Transactions</u>	<u>Concluded</u>	<u>Cont</u>
<b>Adult</b>						
Non-Family Abuse Prot Order	AP	1	3	3	2	1
Bond Forfeiture	BF	3	3	3	2	1
Capias	CA	66	212	212	76	136
Felony	CF	42	155	155	29	126
Misdemeanor	CM	234	703	703	199	504
Family Abuse - Prot Order	FP	84	201	201	75	126
Motion - Prot Order	MP	8	13	13	10	3
Other	OT	2	7	7	2	5
Violation Fam Abuse PO	PS	3	3	3	2	1
Violation of PO	PV	1	1	1	1	-
Remand Support	RS	10	11	11	11	-
Show Cause	SC	237	553	553	236	317
SL/Other	SL	5	5	5	5	-
Civil Support	VS	242	481	481	235	246
<b>Adult Total</b>		<b>938</b>	<b>2,351</b>	<b>2,351</b>	<b>885</b>	<b>1,466</b>

<b>Juvenile</b>						
Abuse or Neglect	AN	8	56	56	21	35
Non-Family Abuse Prot Order	AP	3	5	5	2	3
Capias	CA	2	5	5	1	4
Custody Relief	CR	0	1	1	0	1
Child in Need of Services	CS	2	5	5	2	3
Custody Visitation	CV	621	1,251	1,251	599	652
Felony	DF	76	374	374	29	345
Misdemeanor	DM	101	420	422	88	334
Entrustment	ET	4	4	4	3	1
Foster Care Review	FC	9	9	9	9	-
Initial Foster Care	IF	6	6	6	6	-
Juv Support	JS	1	2	2	0	2
Motion - Prot Order	MP	4	9	9	4	5
Permanency	PH	32	32	32	29	3
Petition	PT	10	19	19	11	8
Remand Custody	RC	15	15	15	15	-
Remand Visitation	RV	15	16	16	16	-
Show Cause	SC	13	30	30	13	17
Status	ST	20	69	69	35	34
Traffic	T	55	116	129	73	56
Term Parental Rights	TP	4	13	13	6	7
Truancy	TR	1	3	3	1	2
Voluntary Continuing Services Agreement	VA	1	3	3	2	1
<b>Juvenile Total</b>		<b>1,003</b>	<b>2,463</b>	<b>2,478</b>	<b>965</b>	<b>1,513</b>
<b>Virginia Beach Totals</b>		<b>1,941</b>	<b>4,814</b>	<b>4,829</b>	<b>1,850</b>	<b>2,979</b>

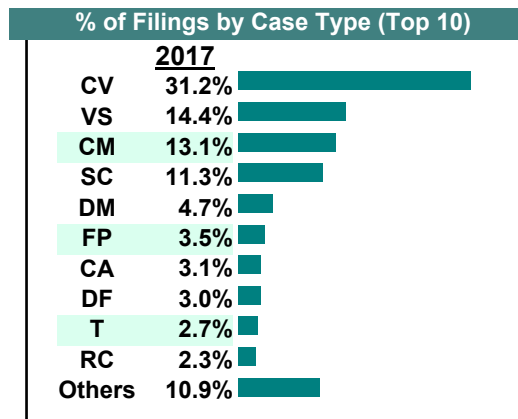
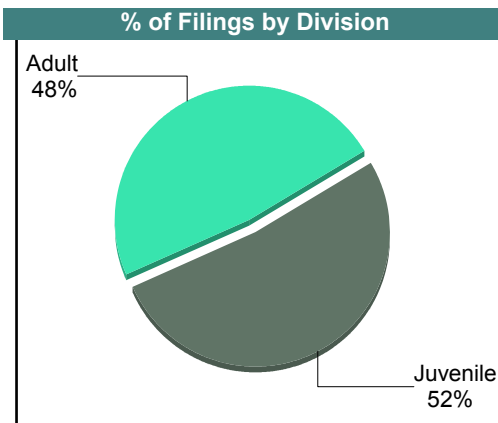





		Filings	Hearings	Transactions	Concluded	Cont
<b>Adult</b>						
Non-Family Abuse Prot Order	AP	5	8	8	2	6
Bond Forfeiture	BF	1	1	1	1	-
Capias	CA	58	244	244	79	165
Felony	CF	20	145	147	25	122
Misdemeanor	CM	261	686	686	201	485
Family Abuse - Prot Order	FP	70	155	155	65	90
Motion - Prot Order	MP	5	9	9	5	4
Other	OT	2	11	11	6	5
Violation of PO	PV	4	4	4	4	-
Remand Support	RS	32	32	32	32	-
Show Cause	SC	213	487	487	198	289
SL/Other	SL	0	1	1	1	-
Civil Support	VS	288	513	513	265	248
<b>Adult Total</b>		<b>959</b>	<b>2,296</b>	<b>2,298</b>	<b>884</b>	<b>1,414</b>

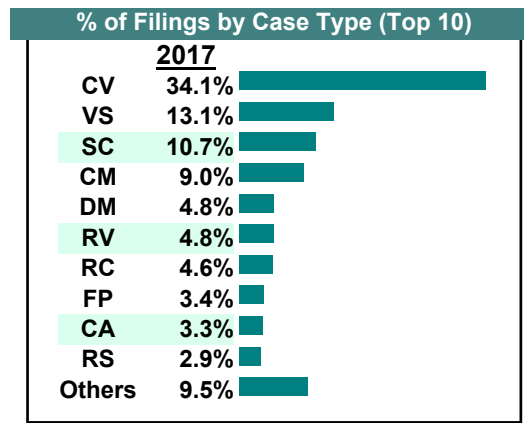
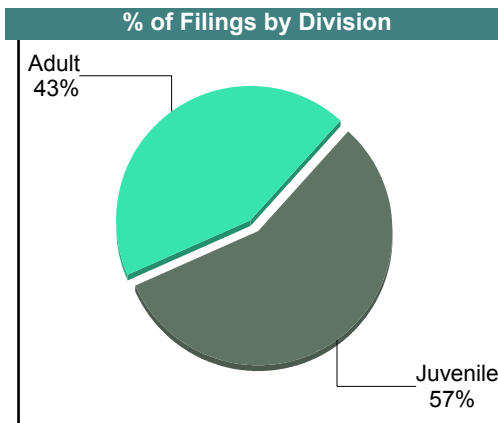
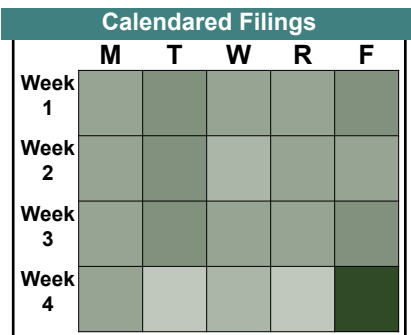
<b>Juvenile</b>						
Abuse or Neglect	AN	18	58	58	11	47
Non-Family Abuse Prot Order	AP	1	1	1	0	1
Capias	CA	3	10	10	2	8
Custody Relief	CR	3	10	10	10	-
Child in Need of Services	CS	0	1	1	0	1
Custody Visitation	CV	622	1,245	1,245	526	719
Felony	DF	59	314	314	62	252
Misdemeanor	DM	93	403	403	109	294
Foster Care Review	FC	16	17	17	17	-
Initial Foster Care	IF	5	5	5	5	-
Motion - Prot Order	MP	2	2	2	1	1
Permanency	PH	15	16	16	16	-
Petition	PT	14	21	21	11	10
Remand Custody	RC	46	46	46	46	-
RR	RR	0	1	1	1	-
Remand Visitation	RV	46	46	46	46	-
Show Cause	SC	12	22	22	11	11
Status	ST	28	61	61	15	46
Traffic	T	53	84	100	60	40
Term Parental Rights	TP	0	10	10	9	1
Truancy	TR	0	2	2	1	1
Voluntary Continuing Services Agreement	VA	1	1	1	0	1
<b>Juvenile Total</b>		<b>1,037</b>	<b>2,376</b>	<b>2,392</b>	<b>959</b>	<b>1,433</b>

<b>Virginia Beach Totals</b>		<b>1,996</b>	<b>4,672</b>	<b>4,690</b>	<b>1,843</b>	<b>2,847</b>
------------------------------	--	--------------	--------------	--------------	--------------	--------------



		<u>Filings</u>	<u>Hearings</u>	<u>Transactions</u>	<u>Concluded</u>	<u>Cont</u>
<b>Adult</b>						
Non-Family Abuse Prot Order	AP	0	1	1	1	-
Bond Forfeiture	BF	2	2	2	0	2
Capias	CA	61	197	197	67	130
Felony	CF	16	131	131	36	95
Misdemeanor	CM	173	580	580	229	351
Family Abuse - Prot Order	FP	66	143	143	67	76
Motion - Prot Order	MP	4	8	8	2	6
Other	OT	6	13	13	2	11
Violation of PO	PV	1	1	1	1	-
Remand Support	RS	56	56	56	56	-
Show Cause	SC	197	496	496	233	263
SL/Other	SL	4	4	4	3	1
Civil Support	VS	253	480	480	243	237
<b>Adult Total</b>		<b>839</b>	<b>2,112</b>	<b>2,112</b>	<b>940</b>	<b>1,172</b>

<b>Juvenile</b>						
Abuse or Neglect	AN	12	42	42	11	31
Non-Family Abuse Prot Order	AP	2	3	3	2	1
Capias	CA	2	6	6	4	2
Custody Relief	CR	2	4	4	3	1
Child in Need of Services	CS	0	2	2	0	2
Custody Visitation	CV	658	1,229	1,229	589	640
Felony	DF	29	233	233	23	210
Misdemeanor	DM	93	294	294	48	246
Emancipation	EP	1	1	1	1	-
Entrustment	ET	2	2	2	0	2
Foster Care Review	FC	7	7	7	7	-
Initial Foster Care	IF	4	4	4	4	-
Motion - Prot Order	MP	1	3	3	1	2
Permanency	PH	5	5	5	4	1
Petition	PT	7	15	15	7	8
Remand Custody	RC	89	89	89	89	-
Remand Visitation	RV	92	92	92	92	-
Show Cause	SC	9	22	22	11	11
Status	ST	21	37	37	13	24
Traffic	T	49	60	66	35	31
Term Parental Rights	TP	3	4	4	1	3
Truancy	TR	2	5	5	2	3
Voluntary Continuing Services Agreement	VA	3	3	3	2	1
<b>Juvenile Total</b>		<b>1,093</b>	<b>2,162</b>	<b>2,168</b>	<b>949</b>	<b>1,219</b>
<b>Virginia Beach Totals</b>		<b>1,932</b>	<b>4,274</b>	<b>4,280</b>	<b>1,889</b>	<b>2,391</b>



**CASELOAD STATISTICS OF THE JUVENILE & DOMESTIC RELATIONS COURTS**

**Virginia Beach**

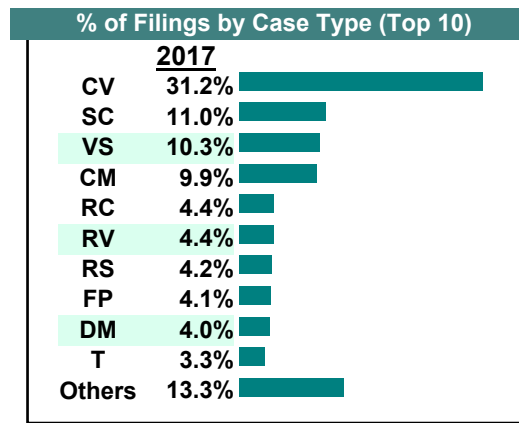
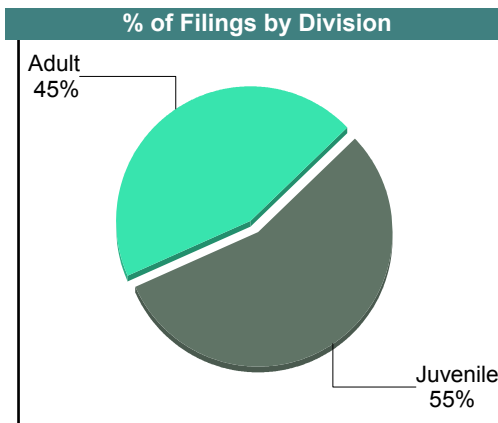
District: 2

March 2017

		<u>Filings</u>	<u>Hearings</u>	<u>Transactions</u>	<u>Concluded</u>	<u>Cont</u>
<b><u>Adult</u></b>						
Non-Family Abuse Prot Order	AP	1	2	2	1	1
Bond Forfeiture	BF	4	5	5	4	1
Capias	CA	56	265	265	72	193
Felony	CF	42	226	228	45	183
Misdemeanor	CM	207	661	661	209	452
Crim Support	CS	0	2	2	2	-
Family Abuse - Prot Order	FP	84	180	180	80	100
Motion - Prot Order	MP	6	8	8	6	2
Other	OT	2	7	7	2	5
Violation Fam Abuse PO	PS	2	2	2	2	-
Violation of PO	PV	3	3	3	3	-
Remand Support	RS	87	87	87	87	-
Show Cause	SC	219	535	535	222	313
SL/Other	SL	4	4	4	4	-
Civil Support	VS	215	489	489	260	229
<b>Adult Total</b>		<b>932</b>	<b>2,476</b>	<b>2,478</b>	<b>999</b>	<b>1,479</b>

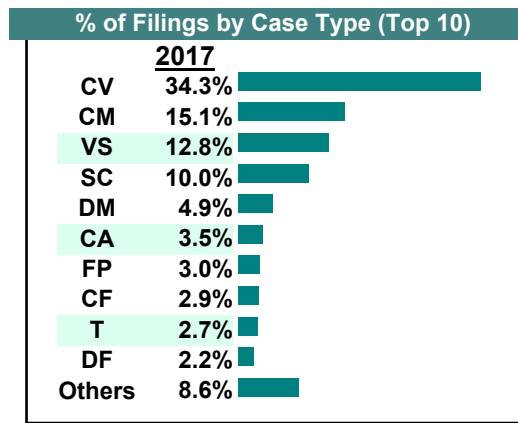
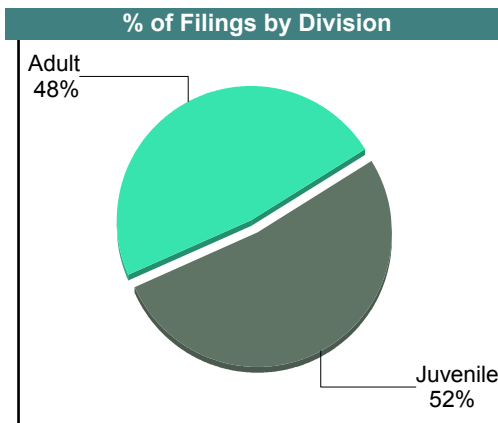

<b><u>Juvenile</u></b>						
Abuse or Neglect	AN	16	75	75	27	48
Capias	CA	1	7	7	3	4
Custody Relief	CR	8	10	10	1	9
Child in Need of Services	CS	3	7	7	1	6
Custody Visitation	CV	652	1,389	1,389	656	733
Felony	DF	48	362	364	55	309
Misdemeanor	DM	83	373	373	89	284
Emancipation	EP	2	2	2	2	-
Foster Care Review	FC	12	12	12	12	-
Family Abuse - Prot Order	FP	1	2	2	1	1
Initial Foster Care	IF	13	13	13	12	1
Motion - Prot Order	MP	14	15	15	14	1
Permanency	PH	13	13	13	13	-
Petition	PT	7	16	16	11	5
Remand Custody	RC	93	93	93	93	-
RR	RR	0	1	1	0	1
Remand Visitation	RV	92	92	92	92	-
Show Cause	SC	12	31	31	6	25
Status	ST	10	47	47	29	18
Traffic	T	68	116	131	84	47
Term Parental Rights	TP	11	13	13	1	12
Truancy	TR	0	6	6	2	4
<b>Juvenile Total</b>		<b>1,159</b>	<b>2,695</b>	<b>2,712</b>	<b>1,204</b>	<b>1,508</b>
<b>Virginia Beach Totals</b>		<b>2,091</b>	<b>5,171</b>	<b>5,190</b>	<b>2,203</b>	<b>2,987</b>

Calendared Filings					
	M	T	W	R	F
Week 1					
Week 2					
Week 3					
Week 4					
Week 5					



		<u>Filings</u>	<u>Hearings</u>	<u>Transactions</u>	<u>Concluded</u>	<u>Cont</u>
<b>Adult</b>						
Non-Family Abuse Prot Order	AP	1	1	1	0	1
Bond Forfeiture	BF	1	2	2	1	1
Capias	CA	53	241	241	90	151
Felony	CF	47	186	186	28	158
Misdemeanor	CM	245	662	662	192	470
Family Abuse - Prot Order	FP	49	112	112	49	63
Motion - Prot Order	MP	6	7	7	6	1
Other	OT	4	14	14	7	7
Protective Order	PC	2	2	2	2	-
Violation of PO	PV	1	1	1	1	-
Remand Support	RS	4	4	4	4	-
Show Cause	SC	154	552	552	240	312
SL/Other	SL	1	1	1	1	-
Civil Support	VS	207	526	526	279	247
<b>Adult Total</b>		<b>775</b>	<b>2,311</b>	<b>2,311</b>	<b>900</b>	<b>1,411</b>

<b>Juvenile</b>						
Abuse or Neglect	AN	21	67	67	16	51
Non-Family Abuse Prot Order	AP	2	2	2	2	-
Capias	CA	3	10	10	8	2
Custody Relief	CR	1	2	2	2	-
Child in Need of Services	CS	1	2	2	1	1
Custody Visitation	CV	556	1,292	1,292	656	636
Felony	DF	36	288	288	70	218
Misdemeanor	DM	79	341	341	118	223
Entrustment	ET	1	2	2	2	-
Foster Care Review	FC	20	20	20	20	-
Initial Foster Care	IF	8	8	8	8	-
Motion - Prot Order	MP	3	3	3	3	-
Permanency	PH	29	33	33	33	-
Petition	PT	6	17	17	10	7
Remand Custody	RC	5	5	5	5	-
RR	RR	1	1	1	0	1
Remand Visitation	RV	5	5	5	5	-
Show Cause	SC	8	15	15	10	5
Status	ST	9	41	41	26	15
Traffic	T	44	106	115	84	31
Term Parental Rights	TP	4	6	6	5	1
Truancy	TR	1	3	3	0	3
Voluntary Continuing Services Agreement	VA	3	3	3	3	-
<b>Juvenile Total</b>		<b>846</b>	<b>2,272</b>	<b>2,281</b>	<b>1,087</b>	<b>1,194</b>
<b>Virginia Beach Totals</b>		<b>1,621</b>	<b>4,583</b>	<b>4,592</b>	<b>1,987</b>	<b>2,605</b>



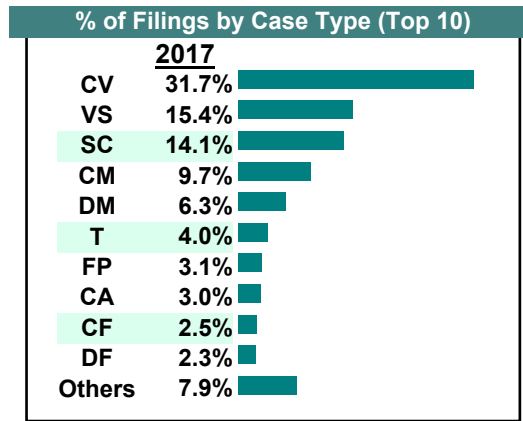
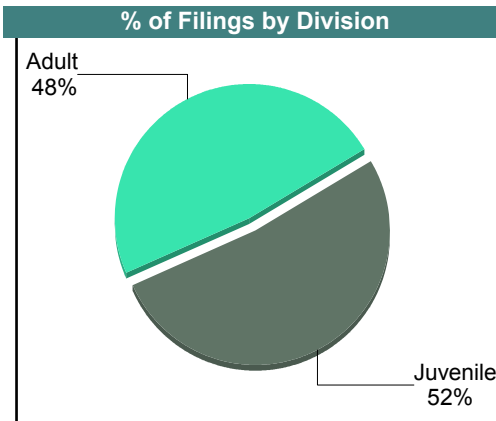

CASELOAD STATISTICS OF THE JUVENILE & DOMESTIC RELATIONS COURTS

Virginia Beach

District: 2

January 2017

		<u>Filings</u>	<u>Hearings</u>	<u>Transactions</u>	<u>Concluded</u>	<u>Cont</u>
<b><u>Adult</u></b>						
Non-Family Abuse Prot Order	AP	0	1	1	1	-
Bond Forfeiture	BF	3	4	4	2	2
Capias	CA	50	198	198	68	130
Felony	CF	43	211	213	42	171
Misdemeanor	CM	166	603	603	179	424
Crim Support	CS	0	1	1	1	-
Family Abuse - Prot Order	FP	53	120	120	54	66
Motion - Prot Order	MP	8	11	11	8	3
Other	OT	3	8	8	3	5
Remand Support	RS	1	1	1	1	-
Show Cause	SC	230	530	530	221	309
SL/Other	SL	2	2	2	2	-
Civil Support	VS	262	540	540	254	286
<b>Adult Total</b>		<b>821</b>	<b>2,230</b>	<b>2,232</b>	<b>836</b>	<b>1,396</b>
<b><u>Juvenile</u></b>						
Abuse or Neglect	AN	22	89	89	25	64
Non-Family Abuse Prot Order	AP	0	3	3	2	1
Capias	CA	1	13	13	2	11
Custody Relief	CR	3	8	8	4	4
Child in Need of Services	CS	0	4	4	1	3
Custody Visitation	CV	541	1,239	1,239	567	672
Felony	DF	39	336	336	52	284
Misdemeanor	DM	108	433	433	89	344
Entrustment	ET	1	1	1	0	1
Foster Care Review	FC	13	15	15	14	1
Family Abuse - Prot Order	FP	0	2	2	2	-
Initial Foster Care	IF	8	10	10	9	1
Juv Support	JS	0	1	1	0	1
Motion - Prot Order	MP	5	7	7	3	4
Permanency	PH	23	26	26	19	7
Petition	PT	15	23	23	11	12
Remand Custody	RC	1	1	1	1	-
Remand Visitation	RV	1	1	1	1	-
Show Cause	SC	11	51	51	34	17
Status	ST	19	68	68	36	32
Traffic	T	68	95	107	67	40
Term Parental Rights	TP	4	6	6	2	4
Truancy	TR	0	4	4	0	4
Voluntary Continuing Services Agreement	VA	2	4	4	2	2
<b>Juvenile Total</b>		<b>885</b>	<b>2,440</b>	<b>2,452</b>	<b>943</b>	<b>1,509</b>
<b>Virginia Beach Totals</b>		<b>1,706</b>	<b>4,670</b>	<b>4,684</b>	<b>1,779</b>	<b>2,905</b>



Filings by Court & Division

		<u>Virginia Beach</u>		
<b>A</b>	Civil Support	3,098	13.6%	
	Show Cause	2,773	12.1%	
	Adult Misdemeanor	2,595	11.4%	
	Family Abuse - Prot Order	836	3.7%	
	Capias	778	3.4%	
	Adult Felony	442	1.9%	
	Remand Support	321	1.4%	
	Motion - Prot Order	77	0.3%	
	Other	77	0.3%	
	SL/Other	33	0.1%	
	Bond Forfeiture	24	0.1%	
	Non-Family Abuse Prot Order	24	0.1%	
	Violation of PO	24	0.1%	
	Violation Fam Abuse PO	5	0.0%	
	Protective Order	2	0.0%	
	Criminal Support	-	0.0%	
	<b>Total</b>		11,109	49%
<b>J</b>	Custody Visitation	7,482	32.8%	
	Delinquency	1,604	7.0%	
	Traffic	626	2.7%	
	Remand Visitation	344	1.5%	
	Remand Custody	340	1.5%	
	Status Offense/Other	244	1.1%	
	Abuse or Neglect	219	1.0%	
	Permanency	204	0.9%	
	Foster Care Review	142	0.6%	
	Show Cause	123	0.5%	
	Paternity	102	0.4%	
	Initial Foster Care	76	0.3%	
	Term Parental Rights	55	0.2%	
	Motion - Prot Order	48	0.2%	
	Non-Family Abuse Prot Order	22	0.1%	
	Capias	19	0.1%	
	Custody Relief	19	0.1%	
	Voluntary Continuing Services Agre	19	0.1%	
	Entrustment	16	0.1%	
	Child in Need of Services	8	0.0%	
	Truancy	7	0.0%	
	Emancipation	3	0.0%	
	Family Abuse - Prot Order	2	0.0%	
	Juv Support	1	0.0%	
	Restoration of Parental Rights	1	0.0%	
	<b>Total</b>		11,726	51%
	<b>Total</b>		22,835	100%

**CASELOAD STATISTICS OF THE JUVENILE & DOMESTIC RELATIONS COURTS**

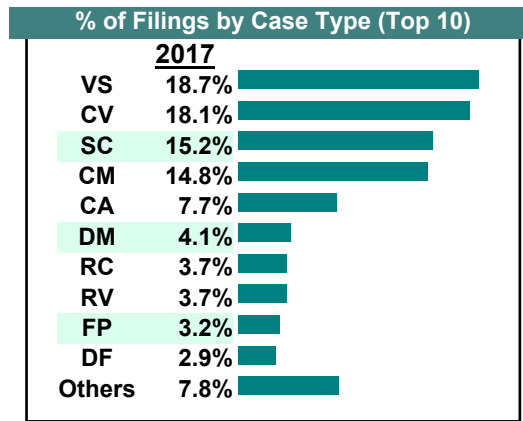
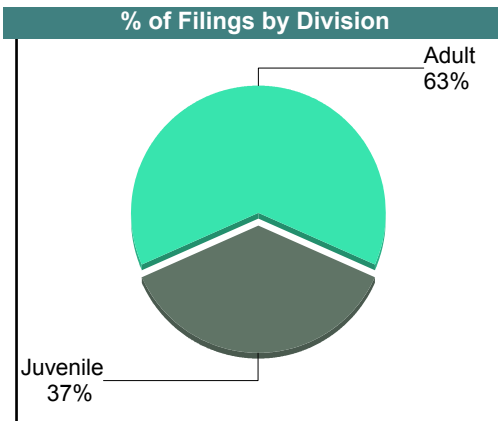
**Portsmouth**

District: 3

December 2017

		<u>Filings</u>	<u>Hearings</u>	<u>Transactions</u>	<u>Concluded</u>	<u>Cont</u>
<b><u>Adult</u></b>						
Capias	CA	45	128	128	79	49
Felony	CF	8	21	21	6	15
Misdemeanor	CM	87	225	225	80	145
Family Abuse - Prot Order	FP	19	44	44	17	27
Motion - Prot Order	MP	3	3	3	2	1
Remand Support	RS	14	14	14	14	-
Show Cause	SC	86	268	268	139	129
Civil Support	VS	110	162	162	108	54
<b>Adult Total</b>		<b>372</b>	<b>865</b>	<b>865</b>	<b>445</b>	<b>420</b>
<b><u>Juvenile</u></b>						
Abuse or Neglect	AN	0	1	1	0	1
Non-Family Abuse Prot Order	AP	2	4	4	1	3
Child in Need of Services	CS	0	5	5	0	5
Custody Visitation	CV	106	289	289	153	136
Felony	DF	17	129	129	48	81
Misdemeanor	DM	24	92	92	24	68
Initial Foster Care	IF	1	1	1	1	-
Juv Support	JS	0	2	2	0	2
Permanency	PH	4	4	4	4	-
Petition	PT	3	7	7	3	4
Remand Custody	RC	22	22	22	22	-
Remand Visitation	RV	22	22	22	22	-
Show Cause	SC	3	12	12	4	8
Status	ST	5	13	13	5	8
Traffic	T	6	7	8	4	4
Voluntary Continuing Services Agreement	VA	0	1	1	1	-
<b>Juvenile Total</b>		<b>215</b>	<b>611</b>	<b>612</b>	<b>292</b>	<b>320</b>
<b>Portsmouth Totals</b>		<b>587</b>	<b>1,476</b>	<b>1,477</b>	<b>737</b>	<b>740</b>

	M	T	W	R	F
Week 1					
Week 2					
Week 3					
Week 4					
Week 5					



**CASELOAD STATISTICS OF THE JUVENILE & DOMESTIC RELATIONS COURTS**

**Portsmouth**

District: 3

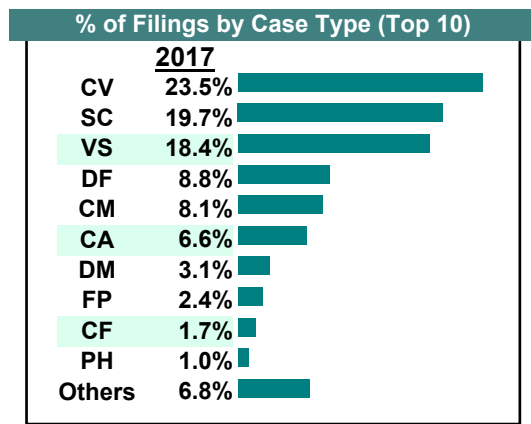
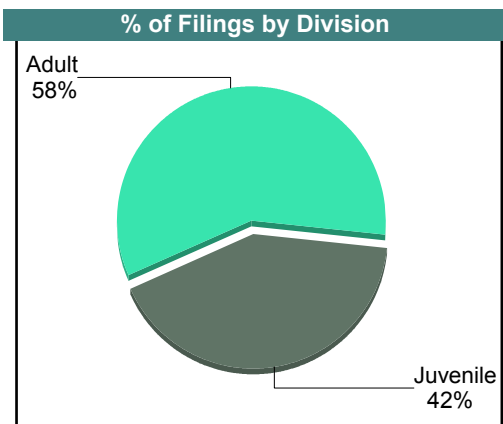
November 2017

		<u>Filings</u>	<u>Hearings</u>	<u>Transactions</u>	<u>Concluded</u>	<u>Cont</u>
<b>Adult</b>						
Non-Family Abuse Prot Order	AP	0	2	2	2	-
Capias	CA	47	192	192	84	108
Felony	CF	12	50	50	33	17
Misdemeanor	CM	58	224	224	96	128
Family Abuse - Prot Order	FP	17	34	34	21	13
Motion - Prot Order	MP	6	7	7	6	1
Other	OT	2	2	2	2	-
Protective Order	PC	2	2	2	2	-
Remand Support	RS	3	3	3	3	-
Show Cause	SC	137	370	370	160	210
SL/Other	SL	2	3	3	3	-
Civil Support	VS	132	206	206	125	80
<b>Adult Total</b>		<b>418</b>	<b>1,095</b>	<b>1,095</b>	<b>537</b>	<b>557</b>

<b>Juvenile</b>						
Abuse or Neglect	AN	1	1	1	0	1
Non-Family Abuse Prot Order	AP	0	4	4	4	-
Child in Need of Services	CS	1	11	11	7	4
Custody Visitation	CV	168	375	375	215	160
Felony	DF	63	257	257	70	187
Misdemeanor	DM	22	131	131	36	95
Foster Care Review	FC	4	4	4	4	-
Juv Support	JS	0	1	1	1	-
Permanency	PH	7	7	7	7	-
Petition	PT	6	10	10	7	3
Remand Custody	RC	6	6	6	6	-
Remand Visitation	RV	6	6	6	6	-
Show Cause	SC	4	17	17	4	13
Status	ST	5	22	22	9	13
Traffic	T	4	8	8	8	-
Voluntary Continuing Services Agreement	VA	1	1	1	0	1
<b>Juvenile Total</b>		<b>298</b>	<b>861</b>	<b>861</b>	<b>384</b>	<b>477</b>

<b>Portsmouth Totals</b>		<b>716</b>	<b>1,956</b>	<b>1,956</b>	<b>921</b>	<b>1,034</b>
--------------------------	--	------------	--------------	--------------	------------	--------------

Calendared Filings					
	M	T	W	R	F
Week 1					
Week 2					
Week 3					
Week 4					
Week 5					





CASELOAD STATISTICS OF THE JUVENILE & DOMESTIC RELATIONS COURTS

October 2017

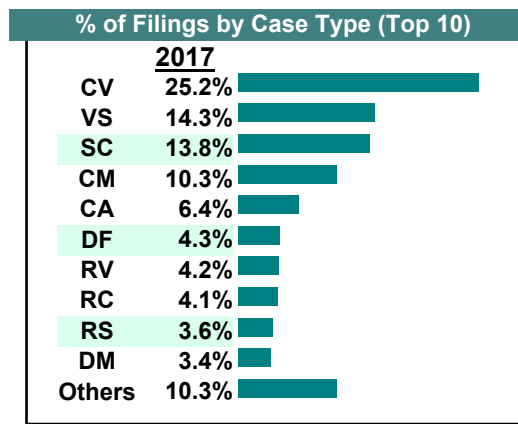
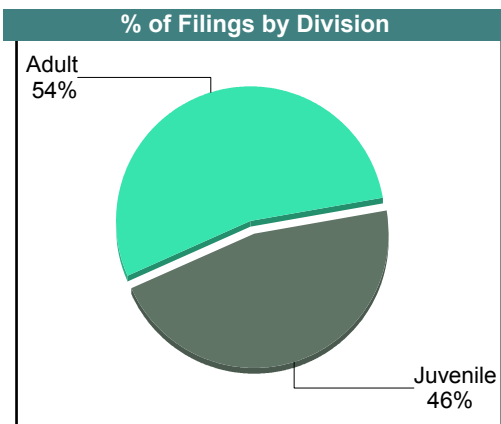

Portsmouth

District: 3

		<u>Filings</u>	<u>Hearings</u>	<u>Transactions</u>	<u>Concluded</u>	<u>Cont</u>
<b>Adult</b>						
Non-Family Abuse Prot Order	AP	1	2	2	0	2
Capias	CA	65	188	188	79	109
Felony	CF	23	56	56	23	33
Misdemeanor	CM	105	305	305	117	187
Family Abuse - Prot Order	FP	28	59	59	26	33
Motion - Prot Order	MP	2	2	2	2	-
Other	OT	4	4	4	4	-
Remand Support	RS	37	37	37	37	-
Show Cause	SC	136	390	390	165	225
SL/Other	SL	2	4	4	3	1
Civil Support	VS	146	225	225	148	77
<b>Adult Total</b>		<b>549</b>	<b>1,272</b>	<b>1,272</b>	<b>604</b>	<b>667</b>

		<u>Filings</u>	<u>Hearings</u>	<u>Transactions</u>	<u>Concluded</u>	<u>Cont</u>
<b>Juvenile</b>						
Abuse or Neglect	AN	1	2	2	1	1
Non-Family Abuse Prot Order	AP	4	6	6	1	5
Child in Need of Services	CS	0	4	4	1	3
Custody Visitation	CV	257	546	546	232	314
Felony	DF	44	138	138	11	127
Misdemeanor	DM	35	104	104	17	87
Foster Care Review	FC	10	10	10	10	-
Initial Foster Care	IF	3	3	3	3	-
Juv Support	JS	3	3	3	0	3
Permanency	PH	7	7	7	6	1
Petition	PT	3	11	11	4	7
Remand Custody	RC	42	42	42	42	-
Remand Visitation	RV	43	43	43	43	-
Show Cause	SC	5	12	12	5	7
Status	ST	7	19	19	10	9
Traffic	T	5	14	14	8	6
Term Parental Rights	TP	2	2	2	0	2
<b>Juvenile Total</b>		<b>471</b>	<b>966</b>	<b>966</b>	<b>394</b>	<b>572</b>

<b>Portsmouth Totals</b>		<b>1,020</b>	<b>2,238</b>	<b>2,238</b>	<b>998</b>	<b>1,239</b>
--------------------------	--	--------------	--------------	--------------	------------	--------------



**CASELOAD STATISTICS OF THE JUVENILE & DOMESTIC RELATIONS COURTS**

September 2017

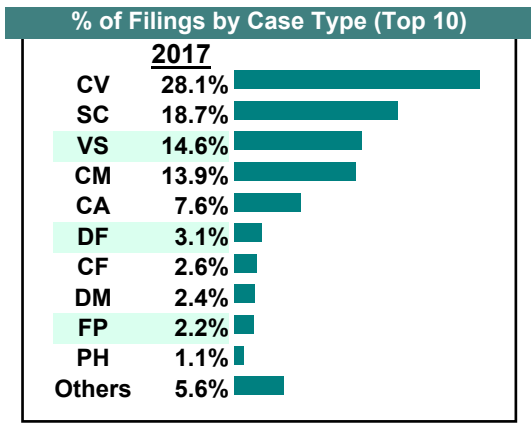
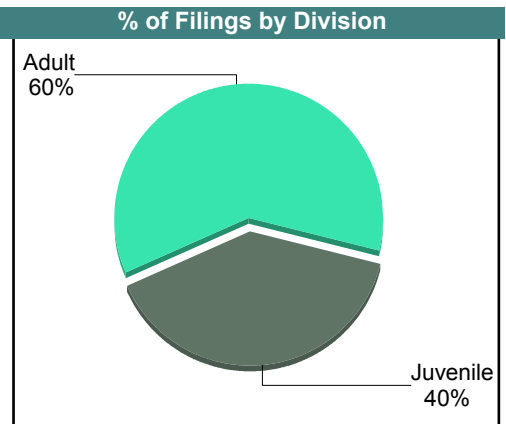

**Portsmouth**

District: 3

		<u>Filings</u>	<u>Hearings</u>	<u>Transactions</u>	<u>Concluded</u>	<u>Cont</u>
<b><u>Adult</u></b>						
Non-Family Abuse Prot Order	AP	1	3	3	1	2
Capias	CA	61	189	189	72	117
Felony	CF	21	50	50	13	37
Misdemeanor	CM	111	282	282	114	168
Family Abuse - Prot Order	FP	18	36	36	16	20
Motion - Prot Order	MP	1	1	1	1	-
Other	OT	4	4	4	4	-
Protective Order	PC	1	1	1	1	-
Remand Support	RS	2	2	2	2	-
Show Cause	SC	144	387	387	157	230
SL/Other	SL	3	3	3	1	2
Civil Support	VS	117	193	193	124	69
<b>Adult Total</b>		<b>484</b>	<b>1,151</b>	<b>1,151</b>	<b>506</b>	<b>645</b>

<b><u>Juvenile</u></b>						
Abuse or Neglect	AN	0	2	2	1	1
Non-Family Abuse Prot Order	AP	1	1	1	0	1
Child in Need of Services	CS	0	7	7	0	7
Custody Visitation	CV	225	447	447	193	254
Felony	DF	25	107	107	23	84
Misdemeanor	DM	19	86	86	25	61
Foster Care Review	FC	5	5	5	5	-
Initial Foster Care	IF	2	3	3	2	1
Permanency	PH	9	9	9	9	-
Petition	PT	3	11	11	5	6
Remand Custody	RC	4	4	4	4	-
Remand Visitation	RV	4	4	4	4	-
Show Cause	SC	6	14	14	5	9
Status	ST	8	21	21	14	7
Traffic	T	6	9	9	4	5
<b>Juvenile Total</b>		<b>317</b>	<b>730</b>	<b>730</b>	<b>294</b>	<b>436</b>

<b>Portsmouth Totals</b>		<b>801</b>	<b>1,881</b>	<b>1,881</b>	<b>800</b>	<b>1,081</b>
--------------------------	--	------------	--------------	--------------	------------	--------------



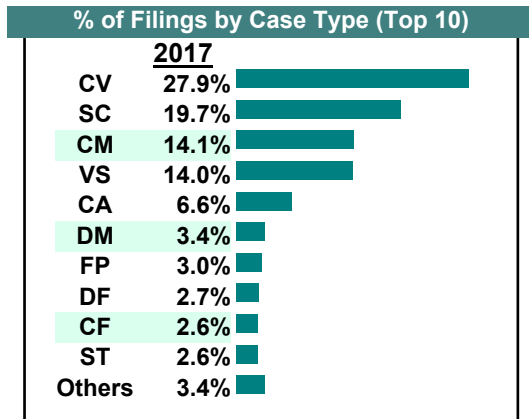
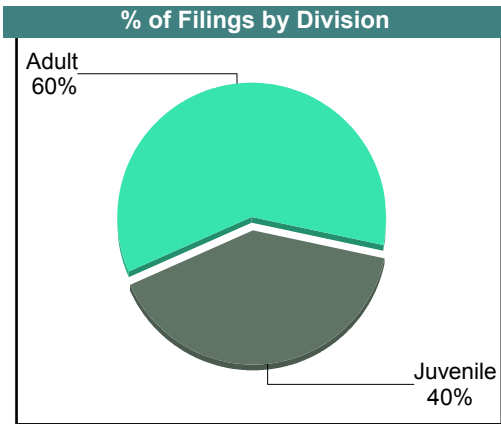
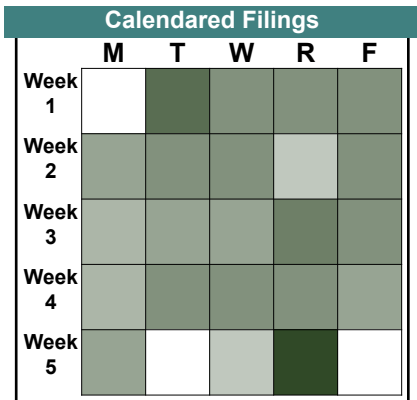
**CASELOAD STATISTICS OF THE JUVENILE & DOMESTIC RELATIONS COURTS**

**Portsmouth**

District: 3

August 2017

		<u>Filings</u>	<u>Hearings</u>	<u>Transactions</u>	<u>Concluded</u>	<u>Cont</u>
<b>Adult</b>						
Non-Family Abuse Prot Order	AP	4	6	6	5	1
Capias	CA	59	190	190	78	112
Felony	CF	23	61	61	25	36
Misdemeanor	CM	126	337	337	123	214
Family Abuse - Prot Order	FP	27	53	53	26	27
Other	OT	2	2	2	2	-
Show Cause	SC	167	453	453	180	273
SL/Other	SL	1	1	1	1	-
Civil Support	VS	125	205	205	123	82
<b>Adult Total</b>		<b>534</b>	<b>1,308</b>	<b>1,308</b>	<b>563</b>	<b>745</b>
<b>Juvenile</b>						
Abuse or Neglect	AN	2	3	3	1	2
Non-Family Abuse Prot Order	AP	0	1	1	1	-
Child in Need of Services	CS	1	9	9	0	9
Custody Visitation	CV	249	468	468	216	252
Felony	DF	24	95	95	32	63
Misdemeanor	DM	30	105	105	26	79
Foster Care Review	FC	3	3	3	3	-
Permanency	PH	5	5	5	5	-
Petition	PT	5	6	6	4	2
Show Cause	SC	9	28	28	11	17
Status	ST	23	35	35	17	18
Traffic	T	7	10	11	7	4
<b>Juvenile Total</b>		<b>358</b>	<b>768</b>	<b>769</b>	<b>323</b>	<b>446</b>
<b>Portsmouth Totals</b>		<b>892</b>	<b>2,076</b>	<b>2,077</b>	<b>886</b>	<b>1,191</b>



**CASELOAD STATISTICS OF THE JUVENILE & DOMESTIC RELATIONS COURTS**

July 2017

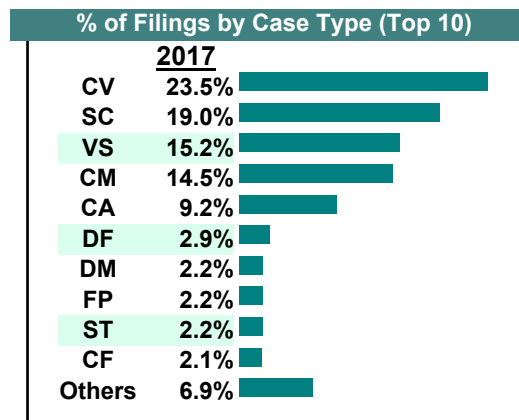
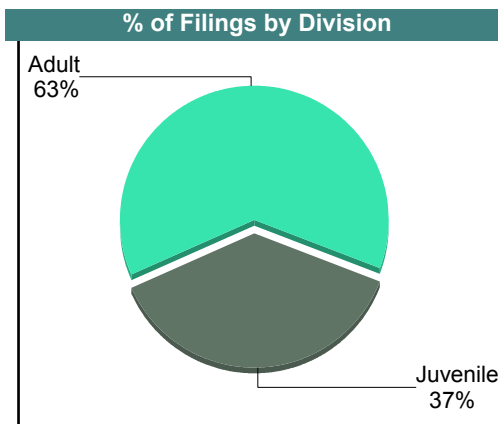

**Portsmouth**

District: 3

		<u>Filings</u>	<u>Hearings</u>	<u>Transactions</u>	<u>Concluded</u>	<u>Cont</u>
<b><u>Adult</u></b>						
Non-Family Abuse Prot Order	AP	1	2	2	0	2
Capias	CA	74	181	181	70	111
Felony	CF	17	49	49	14	35
Misdemeanor	CM	117	307	307	148	159
Crim Support	CS	1	1	1	1	-
Family Abuse - Prot Order	FP	18	37	37	17	20
Other	OT	2	2	2	2	-
Violation of PO	PV	1	1	1	1	-
Remand Support	RS	5	5	5	5	-
Show Cause	SC	144	361	361	123	236
SL/Other	SL	2	2	2	2	-
Civil Support	VS	123	190	190	108	82
<b>Adult Total</b>		<b>505</b>	<b>1,138</b>	<b>1,138</b>	<b>491</b>	<b>645</b>

<b><u>Juvenile</u></b>						
Abuse or Neglect	AN	0	1	1	1	-
Non-Family Abuse Prot Order	AP	2	5	5	3	2
Child in Need of Services	CS	4	9	9	0	9
Custody Visitation	CV	190	377	377	205	172
Felony	DF	23	130	130	38	92
Misdemeanor	DM	18	105	105	32	73
Foster Care Review	FC	9	9	9	9	-
Initial Foster Care	IF	2	2	2	2	-
Permanency	PH	3	3	3	3	-
Petition	PT	6	12	12	3	9
Remand Custody	RC	5	5	5	5	-
Remand Visitation	RV	5	5	5	5	-
Show Cause	SC	9	23	23	11	12
Status	ST	18	32	32	20	12
Traffic	T	8	16	17	11	6
<b>Juvenile Total</b>		<b>302</b>	<b>734</b>	<b>735</b>	<b>348</b>	<b>387</b>

<b>Portsmouth Totals</b>		<b>807</b>	<b>1,872</b>	<b>1,873</b>	<b>839</b>	<b>1,032</b>
--------------------------	--	------------	--------------	--------------	------------	--------------



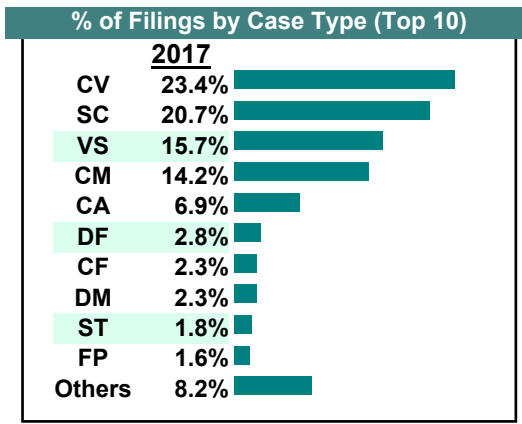
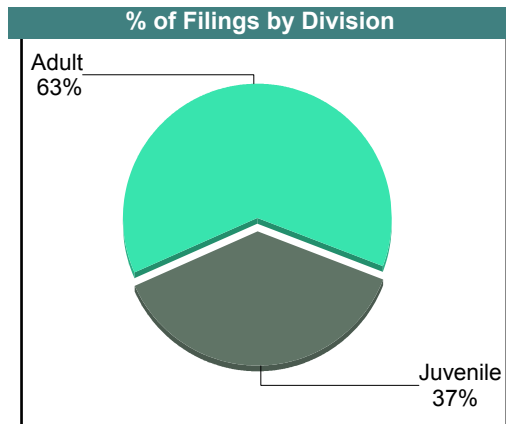
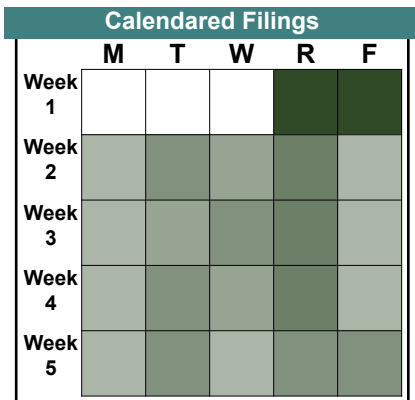
**CASELOAD STATISTICS OF THE JUVENILE & DOMESTIC RELATIONS COURTS**

June 2017

**Portsmouth**

District: 3

		<u>Filings</u>	<u>Hearings</u>	<u>Transactions</u>	<u>Concluded</u>	<u>Cont</u>
<b><u>Adult</u></b>						
Non-Family Abuse Prot Order	AP	4	4	4	3	1
Capias	CA	60	147	147	59	88
Felony	CF	20	46	46	20	26
Misdemeanor	CM	123	291	291	96	195
Family Abuse - Prot Order	FP	14	44	44	26	18
Other	OT	3	3	3	3	-
Remand Support	RS	7	7	7	7	-
Show Cause	SC	170	358	358	133	225
SL/Other	SL	4	8	8	5	3
Civil Support	VS	136	235	235	154	81
<b>Adult Total</b>		<b>541</b>	<b>1,143</b>	<b>1,143</b>	<b>506</b>	<b>637</b>
<b><u>Juvenile</u></b>						
Abuse or Neglect	AN	0	6	6	4	2
Non-Family Abuse Prot Order	AP	2	3	3	0	3
Capias	CA	0	2	2	2	-
Child in Need of Services	CS	1	10	10	2	8
Custody Visitation	CV	202	395	395	153	242
Felony	DF	24	154	154	57	97
Misdemeanor	DM	20	105	105	32	73
Foster Care Review	FC	11	11	11	11	-
Initial Foster Care	IF	3	3	3	3	-
Permanency	PH	10	14	14	14	-
Petition	PT	4	14	14	8	6
Remand Custody	RC	5	5	5	5	-
Remand Visitation	RV	5	5	5	5	-
Show Cause	SC	9	20	20	6	14
Status	ST	16	27	27	10	17
Traffic	T	12	13	18	10	8
Term Parental Rights	TP	0	8	8	8	-
<b>Juvenile Total</b>		<b>324</b>	<b>795</b>	<b>800</b>	<b>330</b>	<b>470</b>
<b>Portsmouth Totals</b>		<b>865</b>	<b>1,938</b>	<b>1,943</b>	<b>836</b>	<b>1,107</b>



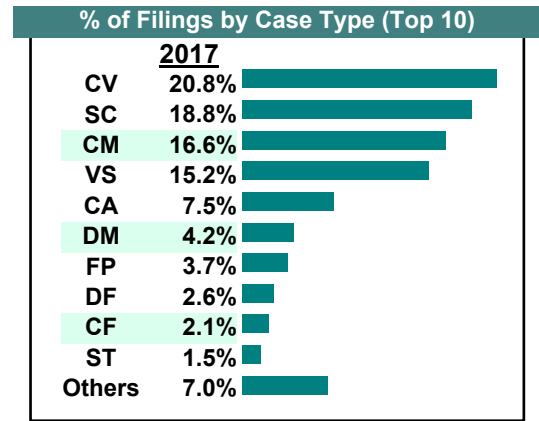
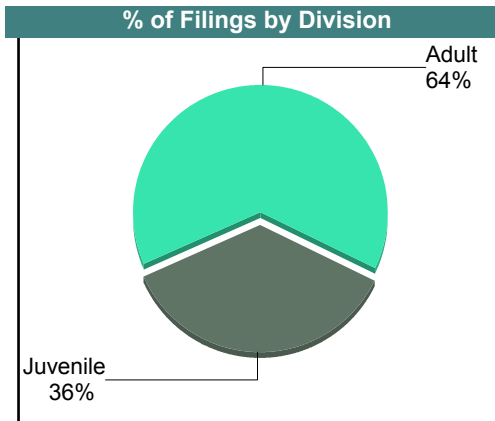
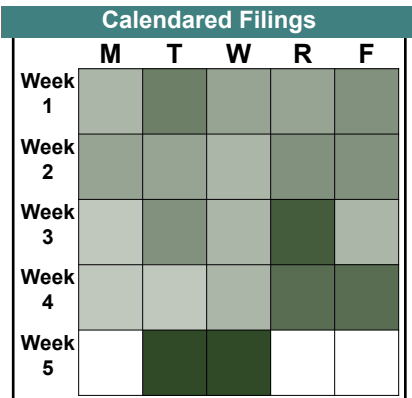
**CASELOAD STATISTICS OF THE JUVENILE & DOMESTIC RELATIONS COURTS**

May 2017

**Portsmouth**

District: 3

		<u>Filings</u>	<u>Hearings</u>	<u>Transactions</u>	<u>Concluded</u>	<u>Cont</u>
<b><u>Adult</u></b>						
Capias	CA	63	187	187	70	117
Felony	CF	18	63	63	17	46
Misdemeanor	CM	140	326	326	106	220
Family Abuse - Prot Order	FP	31	57	57	27	30
Motion - Prot Order	MP	2	2	2	2	-
Other	OT	1	1	1	1	-
Violation Fam Abuse PO	PS	0	1	1	1	-
Remand Support	RS	4	4	4	4	-
Show Cause	SC	150	356	356	140	216
SL/Other	SL	2	2	2	2	-
Civil Support	VS	128	226	226	130	96
<b>Adult Total</b>		<b>539</b>	<b>1,225</b>	<b>1,225</b>	<b>500</b>	<b>725</b>
<b><u>Juvenile</u></b>						
Abuse or Neglect	AN	5	10	10	2	8
Non-Family Abuse Prot Order	AP	5	11	11	7	4
Capias	CA	0	2	2	0	2
Child in Need of Services	CS	2	7	7	0	7
Custody Visitation	CV	175	377	377	176	201
Felony	DF	22	114	114	29	85
Misdemeanor	DM	35	98	98	34	64
Foster Care Review	FC	12	13	13	13	-
Initial Foster Care	IF	2	2	2	2	-
Juv Support	JS	0	1	1	1	-
Permanency	PH	3	3	3	3	-
Petition	PT	0	4	4	2	2
Remand Custody	RC	7	7	7	7	-
Remand Visitation	RV	7	7	7	7	-
Show Cause	SC	8	12	12	3	9
Status	ST	13	21	21	11	10
Traffic	T	7	14	14	7	7
Term Parental Rights	TP	0	2	2	2	-
<b>Juvenile Total</b>		<b>303</b>	<b>705</b>	<b>705</b>	<b>306</b>	<b>399</b>
<b>Portsmouth Totals</b>		<b>842</b>	<b>1,930</b>	<b>1,930</b>	<b>806</b>	<b>1,124</b>



CASELOAD STATISTICS OF THE JUVENILE & DOMESTIC RELATIONS COURTS

Portsmouth

District: 3

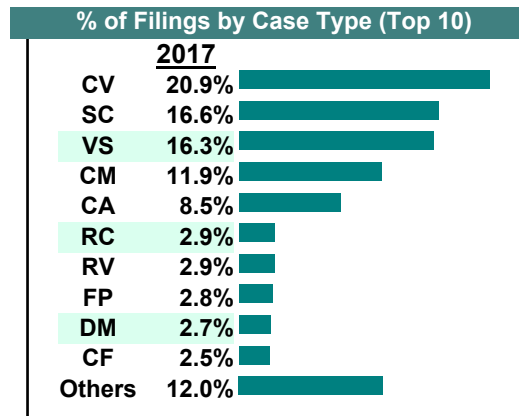
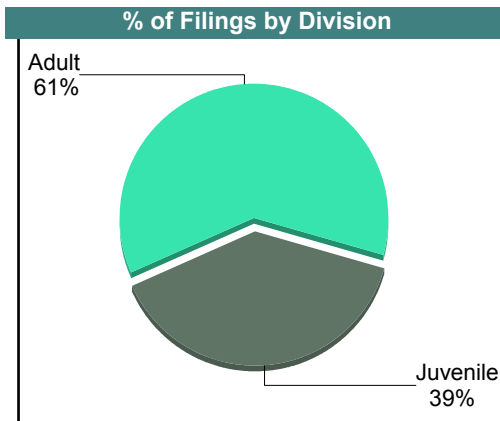
April 2017

		Filings	Hearings	Transactions	Concluded	Cont
<b>Adult</b>						
Non-Family Abuse Prot Order	AP	3	6	6	3	3
Capias	CA	70	180	180	79	101
Felony	CF	21	83	83	52	31
Misdemeanor	CM	98	258	258	100	158
Family Abuse - Prot Order	FP	23	48	48	24	24
Motion - Prot Order	MP	1	1	1	1	-
Other	OT	1	1	1	1	-
Violation Fam Abuse PO	PS	1	1	1	0	1
Remand Support	RS	15	15	15	15	-
Show Cause	SC	134	319	319	133	186
SL/Other	SL	2	3	3	2	1
Civil Support	VS	134	204	204	116	88
<b>Adult Total</b>		<b>503</b>	<b>1,119</b>	<b>1,119</b>	<b>526</b>	<b>593</b>

<b>Juvenile</b>						
Abuse or Neglect	AN	0	2	2	0	2
Non-Family Abuse Prot Order	AP	4	10	10	4	6
Child in Need of Services	CS	1	7	7	1	6
Custody Visitation	CV	172	343	343	171	172
Felony	DF	18	85	85	20	65
Misdemeanor	DM	22	87	87	17	70
Foster Care Review	FC	5	5	5	5	-
Initial Foster Care	IF	1	1	1	1	-
Juv Support	JS	0	2	2	1	1
Permanency	PH	10	13	13	9	4
Petition	PT	14	18	18	4	14
Remand Custody	RC	24	24	24	24	-
Remand Visitation	RV	24	24	24	24	-
Show Cause	SC	3	11	11	4	7
Status	ST	8	9	9	4	5
Traffic	T	7	8	11	6	5
Term Parental Rights	TP	8	11	11	3	8
Voluntary Continuing Services Agreement	VA	0	1	1	1	-
<b>Juvenile Total</b>		<b>321</b>	<b>661</b>	<b>664</b>	<b>299</b>	<b>365</b>

<b>Portsmouth Totals</b>		<b>824</b>	<b>1,780</b>	<b>1,783</b>	<b>825</b>	<b>958</b>
--------------------------	--	------------	--------------	--------------	------------	------------

Calendared Filings					
	M	T	W	R	F
Week 1					
Week 2					
Week 3					
Week 4					



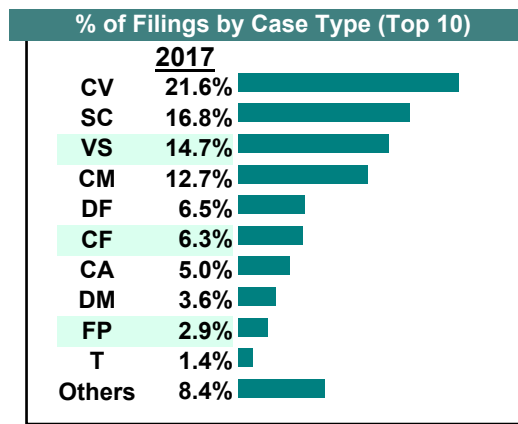
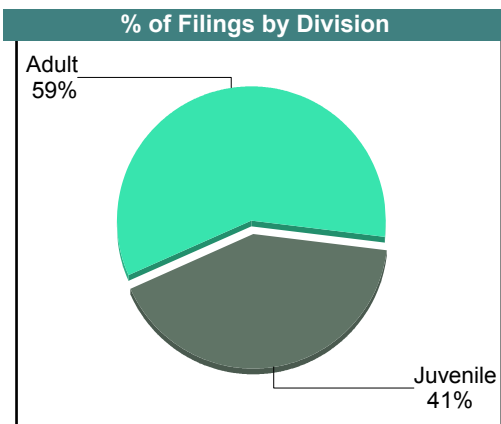
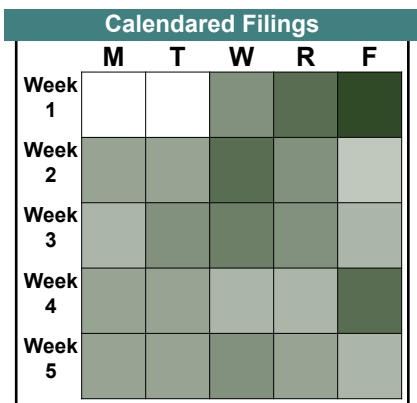
CASELOAD STATISTICS OF THE JUVENILE & DOMESTIC RELATIONS COURTS

Portsmouth

District: 3

March 2017

		Filings	Hearings	Transactions	Concluded	Cont
<b>Adult</b>						
Capias	CA	46	157	157	49	108
Felony	CF	59	103	103	29	74
Misdemeanor	CM	119	338	338	128	210
Family Abuse - Prot Order	FP	27	61	61	32	29
Other	OT	5	5	5	5	-
Remand Support	RS	6	6	6	6	-
Show Cause	SC	147	345	345	131	214
SL/Other	SL	1	1	1	1	-
Civil Support	VS	138	212	212	127	85
<b>Adult Total</b>		<b>548</b>	<b>1,228</b>	<b>1,228</b>	<b>508</b>	<b>720</b>
<b>Juvenile</b>						
Abuse or Neglect	AN	2	4	4	2	2
Non-Family Abuse Prot Order	AP	2	4	4	1	3
Capias	CA	1	1	1	1	-
Child in Need of Services	CS	1	9	9	4	5
Custody Visitation	CV	202	428	428	217	211
Felony	DF	61	240	240	38	202
Misdemeanor	DM	34	113	113	38	75
Foster Care Review	FC	6	6	6	6	-
Initial Foster Care	IF	2	2	2	2	-
Juv Support	JS	1	1	1	0	1
Permanency	PH	10	11	11	8	3
Petition	PT	12	18	18	13	5
Remand Custody	RC	8	8	8	8	-
Remand Visitation	RV	8	8	8	8	-
Show Cause	SC	10	20	20	13	7
Status	ST	11	18	18	13	5
Traffic	T	13	14	17	11	6
Term Parental Rights	TP	3	5	5	2	3
Voluntary Continuing Services Agreement	VA	1	1	1	0	1
<b>Juvenile Total</b>		<b>388</b>	<b>911</b>	<b>914</b>	<b>385</b>	<b>529</b>
<b>Portsmouth Totals</b>		<b>936</b>	<b>2,139</b>	<b>2,142</b>	<b>893</b>	<b>1,249</b>





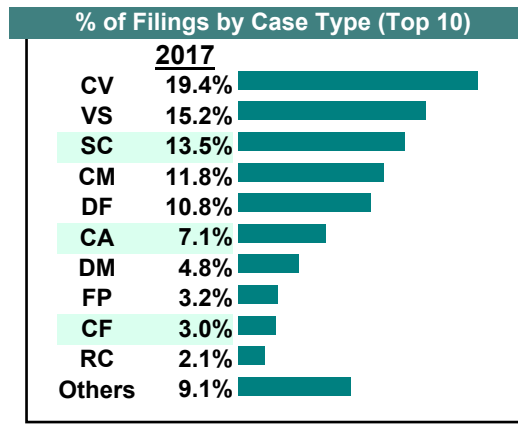
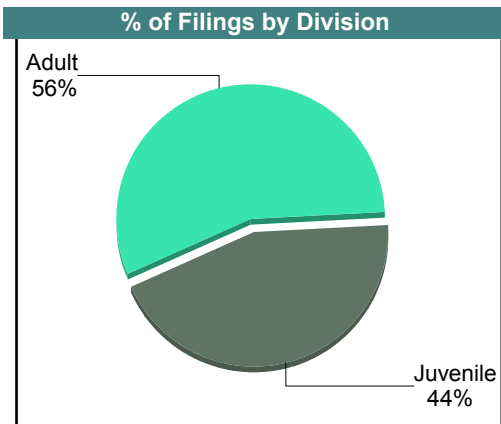

CASELOAD STATISTICS OF THE JUVENILE & DOMESTIC RELATIONS COURTS

Portsmouth

District: 3

February 2017

		Filings	Hearings	Transactions	Concluded	Cont
<b>Adult</b>						
Capias	CA	47	149	149	64	85
Felony	CF	20	46	46	20	26
Misdemeanor	CM	78	246	246	116	130
Family Abuse - Prot Order	FP	21	52	52	19	33
Motion - Prot Order	MP	4	4	4	4	-
Violation Fam Abuse PO	PS	1	1	1	1	-
Remand Support	RS	9	9	9	9	-
Show Cause	SC	85	291	291	134	157
SL/Other	SL	3	4	4	3	1
Civil Support	VS	100	182	182	117	65
<b>Adult Total</b>		<b>368</b>	<b>984</b>	<b>984</b>	<b>487</b>	<b>497</b>
<b>Juvenile</b>						
Abuse or Neglect	AN	0	4	4	2	2
Non-Family Abuse Prot Order	AP	1	1	1	0	1
Child in Need of Services	CS	2	7	7	3	4
Custody Visitation	CV	128	314	314	147	167
Felony	DF	71	124	124	19	105
Misdemeanor	DM	32	101	101	38	63
Foster Care Review	FC	2	2	2	1	1
Initial Foster Care	IF	2	2	2	2	-
Juv Support	JS	1	1	1	0	1
Permanency	PH	7	11	11	11	-
Petition	PT	4	5	5	3	2
Remand Custody	RC	14	14	14	14	-
Remand Visitation	RV	14	14	14	14	-
Show Cause	SC	4	14	14	5	9
Status	ST	2	11	11	4	7
Traffic	T	4	7	8	4	4
Term Parental Rights	TP	2	4	4	2	2
Voluntary Continuing Services Agreement	VA	2	2	2	2	-
<b>Juvenile Total</b>		<b>292</b>	<b>638</b>	<b>639</b>	<b>271</b>	<b>368</b>
<b>Portsmouth Totals</b>		<b>660</b>	<b>1,622</b>	<b>1,623</b>	<b>758</b>	<b>865</b>



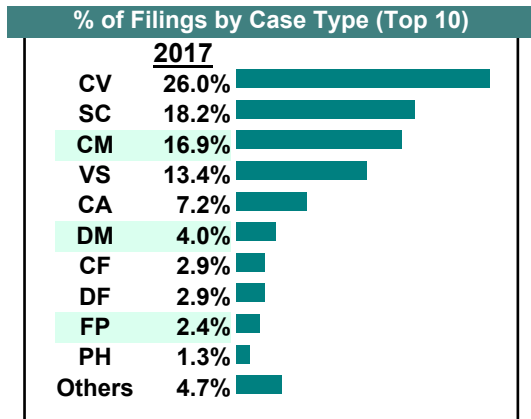
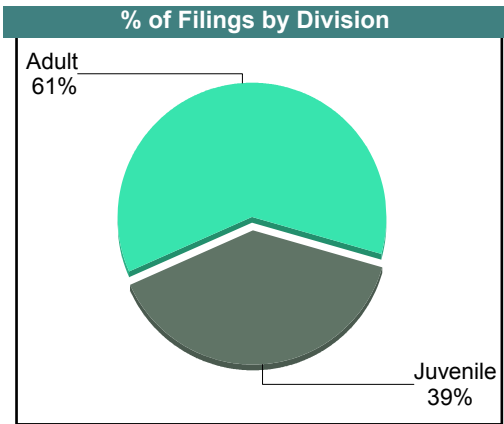

CASELOAD STATISTICS OF THE JUVENILE & DOMESTIC RELATIONS COURTS

Portsmouth

District: 3

January 2017

		Filings	Hearings	Transactions	Concluded	Cont
<b>Adult</b>						
Capias	CA	54	167	167	52	115
Felony	CF	22	52	52	16	36
Misdemeanor	CM	126	274	274	80	194
Family Abuse - Prot Order	FP	18	42	42	20	22
Other	OT	1	1	1	1	-
Show Cause	SC	132	350	350	120	230
SL/Other	SL	3	4	4	2	2
Civil Support	VS	100	191	191	113	78
<b>Adult Total</b>		<b>456</b>	<b>1,081</b>	<b>1,081</b>	<b>404</b>	<b>677</b>
<b>Juvenile</b>						
Abuse or Neglect	AN	2	4	4	0	4
Child in Need of Services	CS	1	2	2	0	2
Custody Visitation	CV	194	423	423	194	227
Felony	DF	22	62	62	11	51
Misdemeanor	DM	30	85	85	17	68
Foster Care Review	FC	4	4	4	4	-
Juv Support	JS	1	1	1	1	-
Permanency	PH	10	14	14	11	3
Petition	PT	9	12	12	9	3
Show Cause	SC	4	13	13	1	12
Status	ST	6	11	11	6	5
Traffic	T	6	13	14	9	5
Term Parental Rights	TP	2	8	8	6	2
<b>Juvenile Total</b>		<b>291</b>	<b>652</b>	<b>653</b>	<b>269</b>	<b>382</b>
<b>Portsmouth Totals</b>		<b>747</b>	<b>1,733</b>	<b>1,734</b>	<b>673</b>	<b>1,059</b>



Filings by Court & Division

		<u>Portsmouth</u>	
<b>A</b>	Show Cause	1,632	16.8%
	Civil Support	1,489	15.4%
	Adult Misdemeanor	1,288	13.3%
	Capias	691	7.1%
	Adult Felony	264	2.7%
	Family Abuse - Prot Order	261	2.7%
	Remand Support	102	1.1%
	Other	25	0.3%
	SL/Other	25	0.3%
	Motion - Prot Order	19	0.2%
	Non-Family Abuse Prot Order	14	0.1%
	Protective Order	3	0.0%
	Violation Fam Abuse PO	2	0.0%
	Criminal Support	1	0.0%
	Violation of PO	1	0.0%
<b>Total</b>		5,817	60%
<b>J</b>	Custody Visitation	2,268	23.4%
	Delinquency	735	7.6%
	Remand Visitation	138	1.4%
	Remand Custody	137	1.4%
	Status Offense/Other	122	1.3%
	Permanency	85	0.9%
	Traffic	85	0.9%
	Show Cause	74	0.8%
	Foster Care Review	71	0.7%
	Paternity	69	0.7%
	Non-Family Abuse Prot Order	23	0.2%
	Initial Foster Care	18	0.2%
	Term Parental Rights	17	0.2%
	Child in Need of Services	14	0.1%
	Abuse or Neglect	13	0.1%
	Juv Support	6	0.1%
	Voluntary Continuing Services Agre	4	0.0%
	Capias	1	0.0%
	<b>Total</b>		3,880
<b>Total</b>		9,697	100%

**CASELOAD STATISTICS OF THE JUVENILE & DOMESTIC RELATIONS COURTS**

December 2017

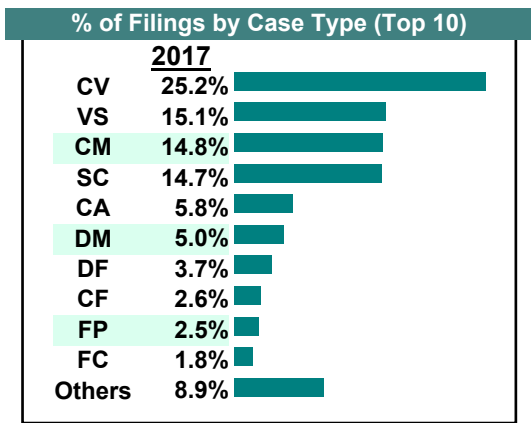
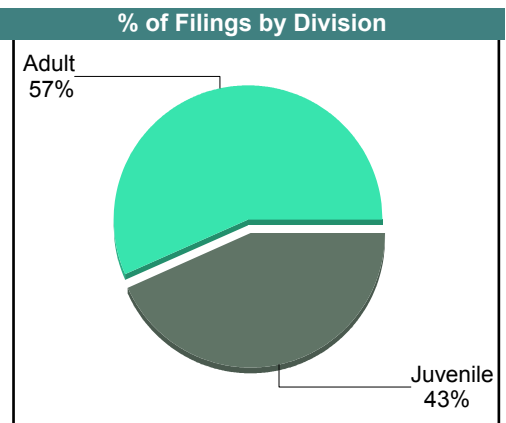

**Norfolk**

District: 4

		<u>Filings</u>	<u>Hearings</u>	<u>Transactions</u>	<u>Concluded</u>	<u>Cont</u>
<b>Adult</b>						
Non-Family Abuse Prot Order	AP	5	11	11	6	5
Bond Forfeiture	BF	0	1	1	1	-
Capias	CA	71	354	354	112	242
Felony	CF	32	191	191	57	134
Misdemeanor	CM	181	582	582	184	398
Family Abuse - Prot Order	FP	29	63	63	33	30
Motion - Prot Order	MP	5	5	5	4	1
Other	OT	8	15	15	8	7
Remand Support	RS	4	4	4	4	-
Show Cause	SC	173	479	479	187	291
Civil Support	VS	185	334	334	203	130
<b>Adult Total</b>		<b>693</b>	<b>2,039</b>	<b>2,039</b>	<b>799</b>	<b>1,238</b>

<b>Juvenile</b>						
Abuse or Neglect	AN	15	90	90	18	72
Non-Family Abuse Prot Order	AP	1	8	8	7	1
Custody Relief	CR	1	4	4	2	2
Child in Need of Services	CS	0	3	3	1	2
Custody Visitation	CV	308	655	655	340	313
Felony	DF	45	214	214	32	182
Misdemeanor	DM	61	209	209	64	144
Foster Care Review	FC	22	22	22	20	2
Family Abuse - Prot Order	FP	1	1	1	1	-
Initial Foster Care	IF	9	13	13	12	-
Permanency	PH	15	17	17	12	5
Petition	PT	3	4	4	2	2
Remand Custody	RC	6	6	6	6	-
RR	RR	1	1	1	0	1
Remand Visitation	RV	6	6	6	6	-
Show Cause	SC	7	30	30	10	20
Status	ST	17	39	39	25	14
Traffic	T	10	18	19	7	12
Term Parental Rights	TP	3	7	7	4	3
Truancy	TR	0	2	2	0	2
<b>Juvenile Total</b>		<b>531</b>	<b>1,349</b>	<b>1,350</b>	<b>569</b>	<b>777</b>

<b>Norfolk Totals</b>		<b>1,224</b>	<b>3,388</b>	<b>3,389</b>	<b>1,368</b>	<b>2,015</b>
-----------------------	--	--------------	--------------	--------------	--------------	--------------



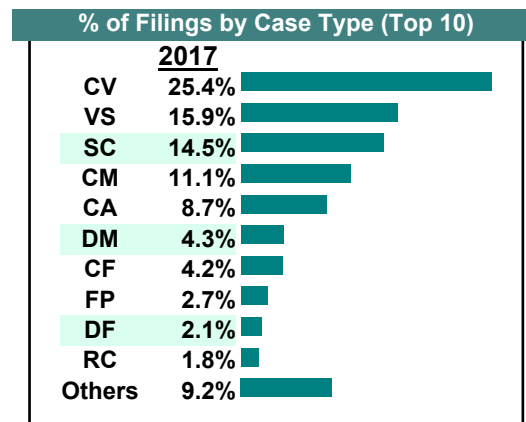
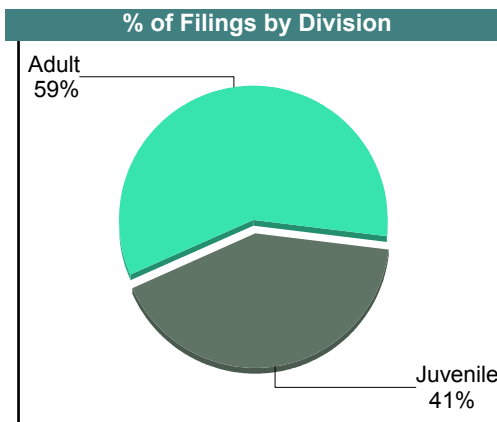

# CASELOAD STATISTICS OF THE JUVENILE & DOMESTIC RELATIONS COURTS

November 2017

Norfolk

District: 4

		Filings	Hearings	Transactions	Concluded	Cont
<b>Adult</b>						
Non-Family Abuse Prot Order	AP	6	14	14	9	5
Bond Forfeiture	BF	0	2	2	2	-
Capias	CA	129	412	412	150	262
Felony	CF	63	248	248	48	200
Misdemeanor	CM	167	712	712	207	505
Family Abuse - Prot Order	FP	40	98	98	43	55
Motion - Prot Order	MP	4	4	4	4	-
Other	OT	8	16	16	8	8
Remand Support	RS	19	19	19	19	-
Show Cause	SC	207	530	530	194	336
Civil Support	VS	239	422	422	234	188
<b>Adult Total</b>		<b>882</b>	<b>2,477</b>	<b>2,477</b>	<b>918</b>	<b>1,559</b>
<b>Juvenile</b>						
Abuse or Neglect	AN	21	104	104	21	83
Non-Family Abuse Prot Order	AP	3	6	6	2	4
Capias	CA	2	2	2	2	-
Custody Relief	CR	1	1	1	1	-
Child in Need of Services	CS	1	2	2	0	2
Custody Visitation	CV	382	770	770	384	386
Felony	DF	31	243	243	55	188
Misdemeanor	DM	65	256	256	71	184
Foster Care Review	FC	5	6	6	4	2
Family Abuse - Prot Order	FP	1	1	1	0	1
Initial Foster Care	IF	6	6	6	2	4
Motion - Prot Order	MP	0	2	2	0	2
Permanency	PH	7	7	7	7	-
Petition	PT	7	13	13	7	6
Remand Custody	RC	27	27	27	27	-
Child at Risk	RI	0	2	2	2	-
Remand Visitation	RV	27	27	27	27	-
Show Cause	SC	11	28	28	9	19
Status	ST	14	46	46	17	29
Traffic	T	9	18	19	11	8
Term Parental Rights	TP	0	4	4	4	-
Truancy	TR	1	2	2	0	2
<b>Juvenile Total</b>		<b>621</b>	<b>1,573</b>	<b>1,574</b>	<b>653</b>	<b>920</b>
<b>Norfolk Totals</b>		<b>1,503</b>	<b>4,050</b>	<b>4,051</b>	<b>1,571</b>	<b>2,479</b>



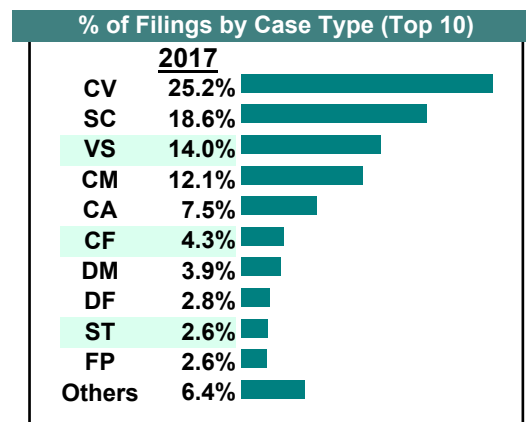
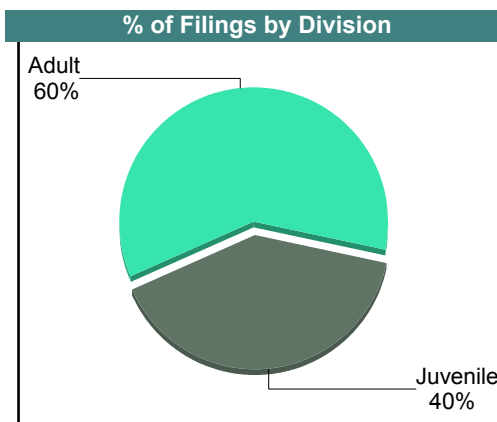

# CASELOAD STATISTICS OF THE JUVENILE & DOMESTIC RELATIONS COURTS

October 2017

Norfolk

District: 4

		<u>Filings</u>	<u>Hearings</u>	<u>Transactions</u>	<u>Concluded</u>	<u>Cont</u>
<b>Adult</b>						
Non-Family Abuse Prot Order	AP	6	10	10	6	4
Bond Forfeiture	BF	2	2	2	1	1
Capias	CA	114	421	421	162	259
Felony	CF	65	291	291	58	233
Misdemeanor	CM	185	774	774	239	535
Family Abuse - Prot Order	FP	39	85	85	39	46
Motion - Prot Order	MP	2	4	4	4	-
Other	OT	11	27	27	13	14
Protective Order	PC	1	1	1	1	-
Remand Support	RS	6	6	6	6	-
Show Cause	SC	272	606	606	198	408
Civil Support	VS	213	404	404	213	191
<b>Adult Total</b>		<b>916</b>	<b>2,631</b>	<b>2,631</b>	<b>940</b>	<b>1,691</b>
<b>Juvenile</b>						
Abuse or Neglect	AN	8	97	97	17	80
Non-Family Abuse Prot Order	AP	2	10	10	3	7
Capias	CA	1	1	1	1	-
Custody Relief	CR	1	1	1	1	-
Child in Need of Services	CS	1	3	3	1	2
Custody Visitation	CV	384	836	836	406	430
Felony	DF	43	350	350	94	256
Misdemeanor	DM	60	267	267	77	190
Foster Care Review	FC	9	11	11	9	2
Initial Foster Care	IF	10	12	12	11	1
Juv Support	JS	0	1	1	1	-
Motion - Prot Order	MP	3	7	7	3	4
Permanency	PH	5	6	6	6	-
Petition	PT	2	8	8	4	4
Remand Custody	RC	7	7	7	7	-
Remand Visitation	RV	7	7	7	7	-
Show Cause	SC	11	28	28	8	20
Status	ST	40	82	82	49	33
Traffic	T	12	17	18	12	6
Term Parental Rights	TP	1	6	6	2	4
Truancy	TR	0	1	1	0	1
Voluntary Continuing Services Agreement	VA	1	1	1	1	-
<b>Juvenile Total</b>		<b>608</b>	<b>1,759</b>	<b>1,760</b>	<b>720</b>	<b>1,040</b>
<b>Norfolk Totals</b>		<b>1,524</b>	<b>4,390</b>	<b>4,391</b>	<b>1,660</b>	<b>2,731</b>



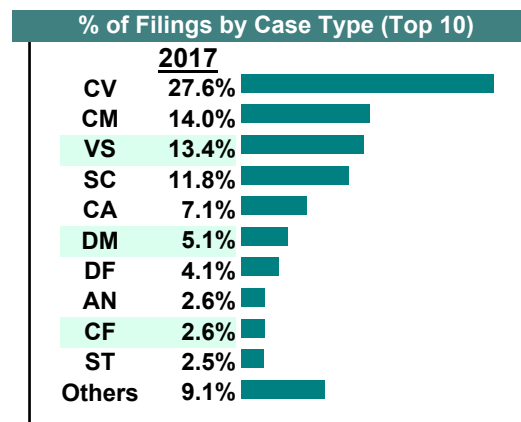
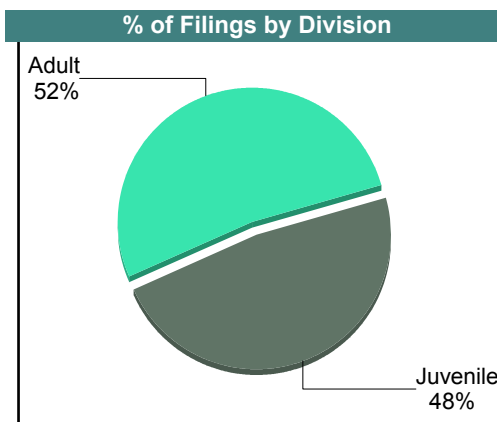

**CASELOAD STATISTICS OF THE JUVENILE & DOMESTIC RELATIONS COURTS**

September 2017

**Norfolk**

District: 4

		<u>Filings</u>	<u>Hearings</u>	<u>Transactions</u>	<u>Concluded</u>	<u>Cont</u>
<b><u>Adult</u></b>						
Non-Family Abuse Prot Order	AP	4	9	9	4	5
Bond Forfeiture	BF	0	2	2	1	1
Capias	CA	112	434	434	145	289
Felony	CF	41	181	181	39	142
Misdemeanor	CM	220	734	734	194	540
Crim Support	CS	1	1	1	1	-
Family Abuse - Prot Order	FP	34	69	69	32	37
Motion - Prot Order	MP	6	7	7	4	3
Other	OT	3	20	20	10	10
Remand Support	RS	9	9	9	9	-
Show Cause	SC	178	518	518	215	303
Civil Support	VS	211	358	358	190	168
<b>Adult Total</b>		<b>819</b>	<b>2,342</b>	<b>2,342</b>	<b>844</b>	<b>1,498</b>
<b><u>Juvenile</u></b>						
Abuse or Neglect	AN	41	115	115	15	100
Non-Family Abuse Prot Order	AP	7	7	7	0	7
Custody Relief	CR	1	1	1	0	1
Child in Need of Services	CS	0	1	1	0	1
Custody Visitation	CV	434	827	827	467	360
Felony	DF	64	323	323	65	258
Misdemeanor	DM	80	306	306	76	230
Foster Care Review	FC	12	13	13	12	1
Initial Foster Care	IF	4	6	6	4	2
Motion - Prot Order	MP	6	8	8	6	2
Permanency	PH	12	16	16	13	3
Violation Fam Abuse PO	PS	1	1	1	1	-
Petition	PT	4	10	10	4	6
Remand Custody	RC	10	10	10	10	-
Child at Risk	RI	0	1	1	1	-
Remand Visitation	RV	10	10	10	10	-
Show Cause	SC	7	23	23	10	13
Status	ST	39	91	91	45	46
Traffic	T	17	33	35	25	10
Term Parental Rights	TP	0	9	9	4	5
Truancy	TR	1	2	2	2	-
Voluntary Continuing Services Agreement	VA	1	1	1	1	-
<b>Juvenile Total</b>		<b>751</b>	<b>1,814</b>	<b>1,816</b>	<b>771</b>	<b>1,045</b>
<b>Norfolk Totals</b>		<b>1,570</b>	<b>4,156</b>	<b>4,158</b>	<b>1,615</b>	<b>2,543</b>



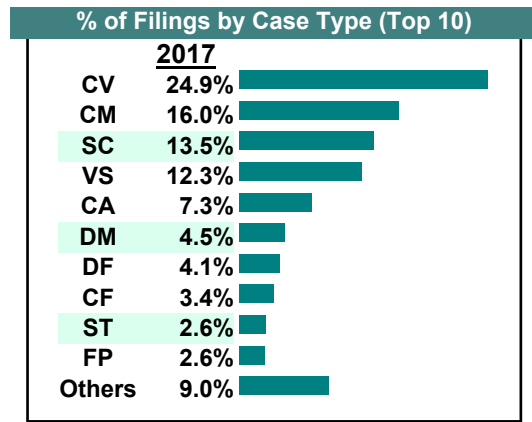
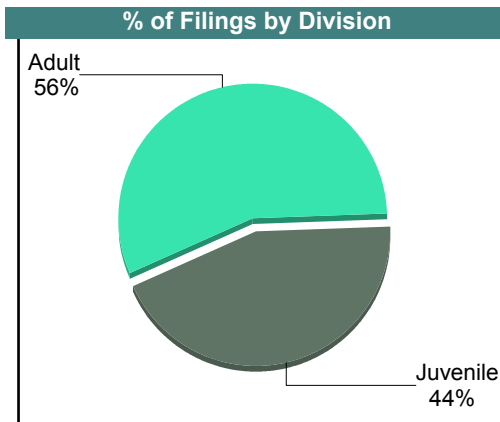

**CASELOAD STATISTICS OF THE JUVENILE & DOMESTIC RELATIONS COURTS**

**Norfolk**

District: 4

August 2017

		<u>Filings</u>	<u>Hearings</u>	<u>Transactions</u>	<u>Concluded</u>	<u>Cont</u>
<b><u>Adult</u></b>						
Non-Family Abuse Prot Order	AP	6	15	15	7	8
Bond Forfeiture	BF	1	1	1	0	1
Capias	CA	111	426	426	135	291
Felony	CF	52	249	251	81	170
Misdemeanor	CM	244	763	763	229	534
Family Abuse - Prot Order	FP	39	72	72	34	38
Motion - Prot Order	MP	2	3	3	3	-
Other	OT	3	5	5	2	3
Remand Support	RS	10	10	10	10	-
Show Cause	SC	201	562	562	232	330
Civil Support	VS	188	373	373	212	161
<b>Adult Total</b>		<b>857</b>	<b>2,479</b>	<b>2,481</b>	<b>945</b>	<b>1,536</b>
<b><u>Juvenile</u></b>						
Abuse or Neglect	AN	31	115	115	33	82
Non-Family Abuse Prot Order	AP	1	3	3	2	1
Capias	CA	0	1	1	1	-
Custody Relief	CR	1	1	1	1	-
Child in Need of Services	CS	0	6	6	1	5
Custody Visitation	CV	380	896	896	479	417
Felony	DF	62	394	394	67	327
Misdemeanor	DM	69	220	220	53	167
Foster Care Review	FC	12	14	14	11	3
Initial Foster Care	IF	7	8	8	7	1
Motion - Prot Order	MP	0	7	7	7	-
Permanency	PH	10	11	11	9	2
Petition	PT	8	12	12	8	4
Remand Custody	RC	15	15	15	15	-
Child at Risk	RI	0	2	2	0	2
Remand Visitation	RV	15	15	15	15	-
Show Cause	SC	5	23	23	9	14
Status	ST	40	80	80	36	44
Traffic	T	12	46	46	21	25
Term Parental Rights	TP	0	3	3	3	-
Truancy	TR	0	1	1	1	-
Voluntary Continuing Services Agreement	VA	3	3	3	3	-
<b>Juvenile Total</b>		<b>671</b>	<b>1,876</b>	<b>1,876</b>	<b>782</b>	<b>1,094</b>
<b>Norfolk Totals</b>		<b>1,528</b>	<b>4,355</b>	<b>4,357</b>	<b>1,727</b>	<b>2,630</b>





# CASELOAD STATISTICS OF THE JUVENILE & DOMESTIC RELATIONS COURTS

July 2017

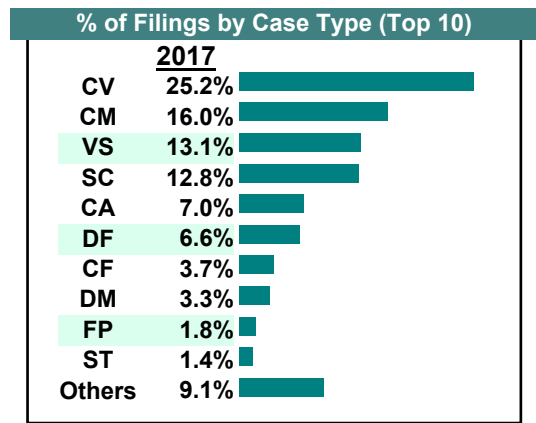
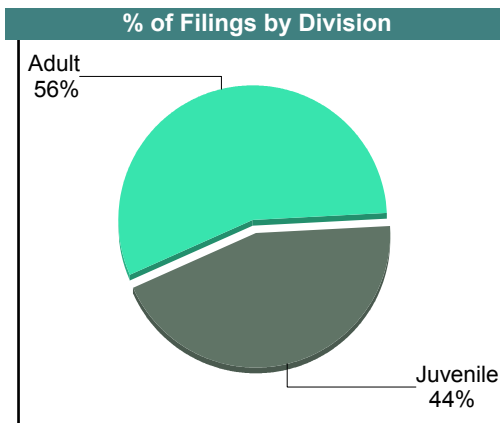

Norfolk

District: 4

		Filings	Hearings	Transactions	Concluded	Cont
<b>Adult</b>						
Non-Family Abuse Prot Order	AP	5	9	9	2	7
Bond Forfeiture	BF	2	2	2	1	1
Capias	CA	99	356	356	98	258
Felony	CF	52	238	238	48	190
Misdemeanor	CM	227	752	752	219	533
Family Abuse - Prot Order	FP	25	64	64	29	35
Motion - Prot Order	MP	4	6	6	5	1
Other	OT	5	15	15	7	8
Remand Support	RS	11	11	11	11	-
Show Cause	SC	176	463	463	184	279
Civil Support	VS	186	330	330	177	153
<b>Adult Total</b>		<b>792</b>	<b>2,246</b>	<b>2,246</b>	<b>781</b>	<b>1,465</b>

<b>Juvenile</b>						
Abuse or Neglect	AN	16	104	104	41	63
Non-Family Abuse Prot Order	AP	0	2	2	1	1
Custody Relief	CR	0	2	2	0	2
Child in Need of Services	CS	0	6	6	0	6
Custody Visitation	CV	358	798	798	354	444
Felony	DF	93	397	397	45	352
Misdemeanor	DM	47	180	180	39	141
Foster Care Review	FC	12	12	12	11	1
Initial Foster Care	IF	8	9	9	7	2
Juv Support	JS	0	1	1	0	1
Permanency	PH	7	9	9	7	2
Violation Fam Abuse PO	PS	1	1	1	1	-
Petition	PT	6	12	12	9	3
Remand Custody	RC	16	16	16	16	-
Child at Risk	RI	0	1	1	0	1
Remand Visitation	RV	16	16	16	16	-
Show Cause	SC	6	22	22	11	11
Status	ST	20	59	59	15	44
Traffic	T	19	23	25	12	13
Term Parental Rights	TP	1	2	2	1	1
<b>Juvenile Total</b>		<b>626</b>	<b>1,672</b>	<b>1,674</b>	<b>586</b>	<b>1,088</b>

<b>Norfolk Totals</b>		<b>1,418</b>	<b>3,918</b>	<b>3,920</b>	<b>1,367</b>	<b>2,553</b>
-----------------------	--	--------------	--------------	--------------	--------------	--------------



# CASELOAD STATISTICS OF THE JUVENILE & DOMESTIC RELATIONS COURTS

June 2017

Norfolk

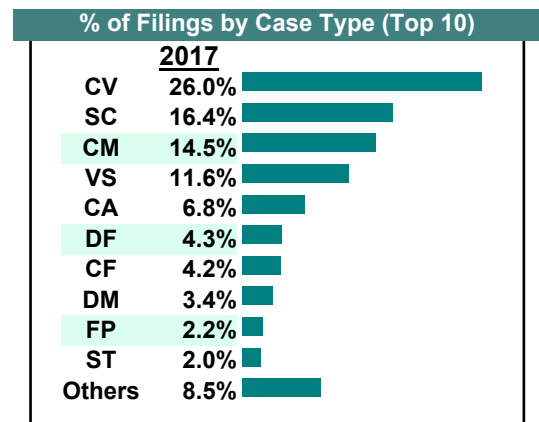
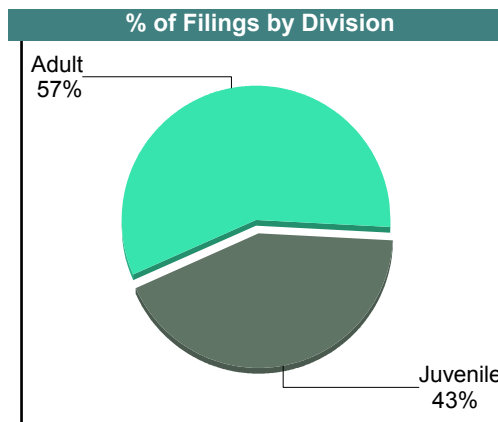
District: 4

		<u>Filings</u>	<u>Hearings</u>	<u>Transactions</u>	<u>Concluded</u>	<u>Cont</u>
<b>Adult</b>						
Non-Family Abuse Prot Order	AP	7	14	14	6	8
Bond Forfeiture	BF	3	4	4	1	3
Capias	CA	107	389	389	114	275
Felony	CF	67	295	295	45	250
Misdemeanor	CM	230	782	782	223	559
Family Abuse - Prot Order	FP	35	81	81	37	44
Motion - Prot Order	MP	4	5	5	2	3
Other	OT	21	34	34	19	15
Remand Support	RS	6	6	6	6	-
Show Cause	SC	245	567	567	203	364
Civil Support	VS	184	343	343	179	164
<b>Adult Total</b>		<b>909</b>	<b>2,520</b>	<b>2,520</b>	<b>835</b>	<b>1,685</b>

<b>Juvenile</b>						
Abuse or Neglect	AN	19	127	127	28	99
Non-Family Abuse Prot Order	AP	3	5	5	2	3
Capias	CA	0	1	1	0	1
Custody Relief	CR	1	1	1	1	-
Child in Need of Services	CS	0	15	15	2	13
Custody Visitation	CV	412	851	851	377	474
Felony	DF	68	269	269	32	237
Misdemeanor	DM	53	239	239	58	181
Foster Care Review	FC	20	22	22	21	1
Initial Foster Care	IF	3	5	5	4	1
Motion - Prot Order	MP	2	15	15	9	6
Permanency	PH	9	9	9	9	-
Petition	PT	0	11	11	7	4
Remand Custody	RC	6	6	6	6	-
Child at Risk	RI	0	2	2	0	2
Remand Visitation	RV	6	6	6	6	-
Show Cause	SC	14	38	38	7	31
Status	ST	32	68	68	28	40
Traffic	T	21	46	47	32	15
Term Parental Rights	TP	0	3	3	3	-
Truancy	TR	2	4	4	3	1
Voluntary Continuing Services Agreement	VA	2	3	3	3	-
<b>Juvenile Total</b>		<b>673</b>	<b>1,746</b>	<b>1,747</b>	<b>638</b>	<b>1,109</b>

<b>Norfolk Totals</b>		<b>1,582</b>	<b>4,266</b>	<b>4,267</b>	<b>1,473</b>	<b>2,794</b>
-----------------------	--	--------------	--------------	--------------	--------------	--------------

Calendared Filings					
	M	T	W	R	F
Week 1					
Week 2					
Week 3					
Week 4					
Week 5					



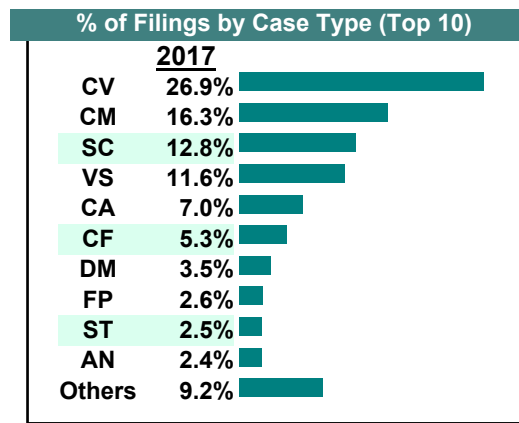
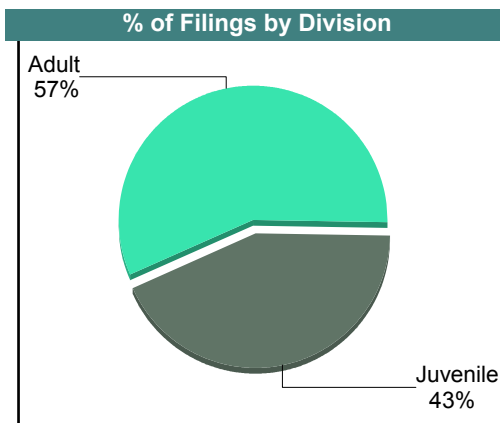

**CASELOAD STATISTICS OF THE JUVENILE & DOMESTIC RELATIONS COURTS**

May 2017

**Norfolk**

District: 4

		<u>Filings</u>	<u>Hearings</u>	<u>Transactions</u>	<u>Concluded</u>	<u>Cont</u>
<b><u>Adult</u></b>						
Non-Family Abuse Prot Order	AP	5	12	12	5	7
Capias	CA	109	396	396	130	266
Felony	CF	82	336	336	83	253
Misdemeanor	CM	255	854	854	236	618
Family Abuse - Prot Order	FP	40	84	84	39	45
Motion - Prot Order	MP	1	2	2	2	-
Other	OT	20	31	31	15	16
Remand Support	RS	6	6	6	6	-
Show Cause	SC	190	547	547	200	347
Civil Support	VS	181	346	346	188	158
<b>Adult Total</b>		<b>889</b>	<b>2,614</b>	<b>2,614</b>	<b>904</b>	<b>1,710</b>
<b><u>Juvenile</u></b>						
Abuse or Neglect	AN	38	142	142	18	124
Non-Family Abuse Prot Order	AP	1	4	4	3	1
Capias	CA	0	1	1	0	1
Child in Need of Services	CS	2	9	9	0	9
Custody Visitation	CV	420	857	857	367	490
Felony	DF	29	240	240	40	200
Misdemeanor	DM	54	231	231	55	176
Foster Care Review	FC	14	16	16	14	2
Initial Foster Care	IF	1	4	4	2	2
Motion - Prot Order	MP	5	9	9	2	7
Permanency	PH	5	15	15	11	4
Petition	PT	9	18	18	10	8
Remand Custody	RC	8	8	8	8	-
Child at Risk	RI	0	1	1	0	1
Remand Visitation	RV	8	8	8	8	-
Show Cause	SC	10	19	19	7	12
Status	ST	39	77	77	33	44
Traffic	T	19	28	32	18	14
Term Parental Rights	TP	4	11	11	4	7
Truancy	TR	6	9	9	4	5
<b>Juvenile Total</b>		<b>672</b>	<b>1,707</b>	<b>1,711</b>	<b>604</b>	<b>1,107</b>
<b>Norfolk Totals</b>		<b>1,561</b>	<b>4,321</b>	<b>4,325</b>	<b>1,508</b>	<b>2,817</b>



**CASELOAD STATISTICS OF THE JUVENILE & DOMESTIC RELATIONS COURTS**


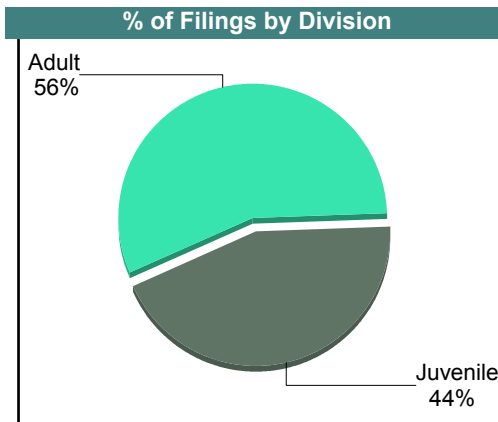
**Norfolk**

District: 4

April 2017

		<u>Filings</u>	<u>Hearings</u>	<u>Transactions</u>	<u>Concluded</u>	<u>Cont</u>
<b>Adult</b>						
Non-Family Abuse Prot Order	AP	4	9	9	6	3
Bond Forfeiture	BF	0	1	1	1	-
Capias	CA	94	390	390	130	260
Felony	CF	46	195	195	43	152
Misdemeanor	CM	214	650	650	175	475
Family Abuse - Prot Order	FP	26	66	66	29	37
Motion - Prot Order	MP	4	4	4	3	1
Other	OT	13	20	20	10	10
Remand Support	RS	7	7	7	7	-
Show Cause	SC	217	550	550	227	323
Civil Support	VS	186	371	371	191	180
<b>Adult Total</b>		<b>811</b>	<b>2,263</b>	<b>2,263</b>	<b>822</b>	<b>1,441</b>
<b>Juvenile</b>						
Abuse or Neglect	AN	29	100	100	24	76
Non-Family Abuse Prot Order	AP	8	15	15	7	8
Custody Relief	CR	0	3	3	3	-
Child in Need of Services	CS	1	4	4	0	4
Custody Visitation	CV	401	801	801	343	458
Felony	DF	54	266	266	63	203
Misdemeanor	DM	50	225	225	66	159
Foster Care Review	FC	12	23	23	19	4
Family Abuse - Prot Order	FP	0	2	2	2	-
Initial Foster Care	IF	7	10	10	7	3
Juv Support	JS	1	2	2	1	1
Motion - Prot Order	MP	1	8	8	0	8
Permanency	PH	9	11	11	5	6
Petition	PT	7	14	14	6	8
Remand Custody	RC	6	6	6	6	-
Child at Risk	RI	0	5	5	5	-
Remand Visitation	RV	6	6	6	6	-
Show Cause	SC	7	22	22	5	17
Status	ST	20	40	40	18	22
Traffic	T	9	21	21	9	12
Term Parental Rights	TP	5	11	11	6	5
Truancy	TR	1	2	2	1	1
<b>Juvenile Total</b>		<b>634</b>	<b>1,597</b>	<b>1,597</b>	<b>602</b>	<b>995</b>
<b>Norfolk Totals</b>		<b>1,445</b>	<b>3,860</b>	<b>3,860</b>	<b>1,424</b>	<b>2,436</b>

Calendared Filings					
	M	T	W	R	F
Week 1					
Week 2					
Week 3					
Week 4					



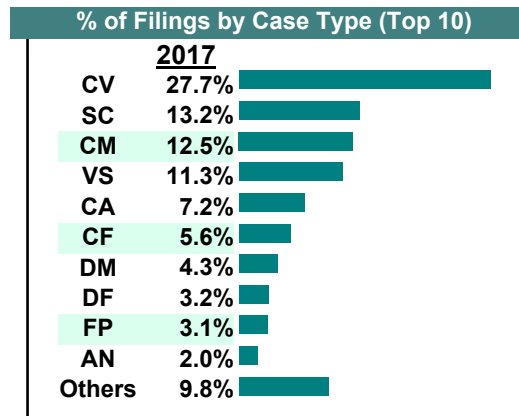
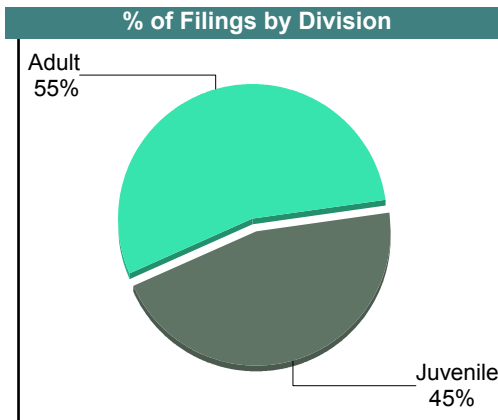
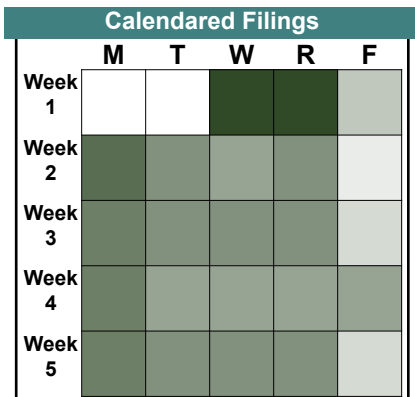
# CASELOAD STATISTICS OF THE JUVENILE & DOMESTIC RELATIONS COURTS

March 2017

Norfolk

District: 4

		Filings	Hearings	Transactions	Concluded	Cont
<b>Adult</b>						
Non-Family Abuse Prot Order	AP	5	8	8	4	4
Capias	CA	112	476	476	112	364
Felony	CF	88	352	352	95	257
Misdemeanor	CM	196	827	827	266	561
Family Abuse - Prot Order	FP	49	115	115	60	55
Motion - Prot Order	MP	4	5	5	5	-
Other	OT	20	29	29	16	13
Protective Order	PC	1	1	1	1	-
Remand Support	RS	4	4	4	4	-
Show Cause	SC	196	549	549	201	348
Civil Support	VS	177	378	378	189	189
<b>Adult Total</b>		<b>852</b>	<b>2,744</b>	<b>2,744</b>	<b>953</b>	<b>1,791</b>
<b>Juvenile</b>						
Abuse or Neglect	AN	31	122	122	21	101
Non-Family Abuse Prot Order	AP	2	4	4	2	2
Capias	CA	0	1	1	0	1
Custody Relief	CR	2	4	4	1	3
Child in Need of Services	CS	0	3	3	1	2
Custody Visitation	CV	433	897	897	473	424
Felony	DF	50	304	304	79	225
Misdemeanor	DM	67	302	302	102	200
Foster Care Review	FC	13	14	14	10	4
Initial Foster Care	IF	6	9	9	7	2
Motion - Prot Order	MP	7	13	13	1	12
Permanency	PH	9	10	10	6	4
Petition	PT	14	29	29	14	15
Remand Custody	RC	6	6	6	6	-
Child at Risk	RI	0	10	10	0	10
Remand Visitation	RV	8	8	8	8	-
Show Cause	SC	11	32	32	14	18
Status	ST	20	63	63	26	37
Traffic	T	25	50	56	31	25
Term Parental Rights	TP	4	24	24	24	-
Truancy	TR	3	5	5	3	2
<b>Juvenile Total</b>		<b>711</b>	<b>1,910</b>	<b>1,916</b>	<b>829</b>	<b>1,087</b>
<b>Norfolk Totals</b>		<b>1,563</b>	<b>4,654</b>	<b>4,660</b>	<b>1,782</b>	<b>2,878</b>



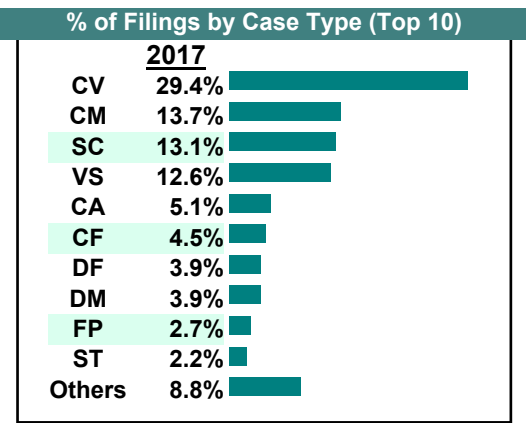
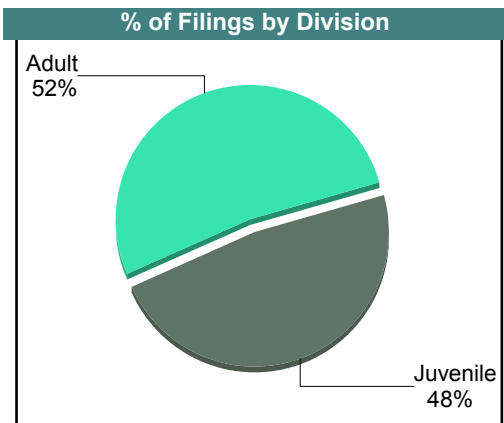

**CASELOAD STATISTICS OF THE JUVENILE & DOMESTIC RELATIONS COURTS**

February 2017

**Norfolk**

District: 4

		<u>Filings</u>	<u>Hearings</u>	<u>Transactions</u>	<u>Concluded</u>	<u>Cont</u>
<b><u>Adult</u></b>						
Non-Family Abuse Prot Order	AP	3	7	7	1	6
Bond Forfeiture	BF	0	4	4	1	3
Capias	CA	71	326	326	90	236
Felony	CF	63	225	225	66	159
Misdemeanor	CM	191	669	669	197	472
Family Abuse - Prot Order	FP	35	80	80	30	50
Motion - Prot Order	MP	4	5	5	4	1
Other	OT	11	16	16	6	10
Protective Order	PC	1	1	1	1	-
Remand Support	RS	4	4	4	4	-
Show Cause	SC	171	558	558	234	324
Civil Support	VS	175	338	338	178	160
<b>Adult Total</b>		<b>729</b>	<b>2,233</b>	<b>2,233</b>	<b>812</b>	<b>1,421</b>
<b><u>Juvenile</u></b>						
Abuse or Neglect	AN	11	84	84	18	66
Non-Family Abuse Prot Order	AP	4	7	7	3	4
Custody Relief	CR	2	2	2	0	2
Child in Need of Services	CS	3	8	8	0	8
Custody Visitation	CV	410	852	852	428	424
Felony	DF	55	276	276	35	241
Misdemeanor	DM	55	250	250	75	175
Entrustment	ET	1	1	1	0	1
Foster Care Review	FC	7	11	11	11	-
Family Abuse - Prot Order	FP	2	2	2	0	2
Initial Foster Care	IF	7	7	7	4	3
Juv Support	JS	1	1	1	0	1
Motion - Prot Order	MP	4	15	15	5	10
Permanency	PH	5	7	7	5	2
Petition	PT	9	18	18	11	7
Remand Custody	RC	9	9	9	9	-
Child at Risk	RI	7	10	10	4	6
Remand Visitation	RV	8	8	8	8	-
Show Cause	SC	12	26	26	11	15
Status	ST	30	65	65	14	51
Traffic	T	15	32	32	15	17
Term Parental Rights	TP	2	13	13	6	7
Truancy	TR	3	3	3	3	-
Voluntary Continuing Services Agreement	VA	2	2	2	2	-
<b>Juvenile Total</b>		<b>664</b>	<b>1,709</b>	<b>1,709</b>	<b>667</b>	<b>1,042</b>
<b>Norfolk Totals</b>		<b>1,393</b>	<b>3,942</b>	<b>3,942</b>	<b>1,479</b>	<b>2,463</b>



**CASELOAD STATISTICS OF THE JUVENILE & DOMESTIC RELATIONS COURTS**

January 2017

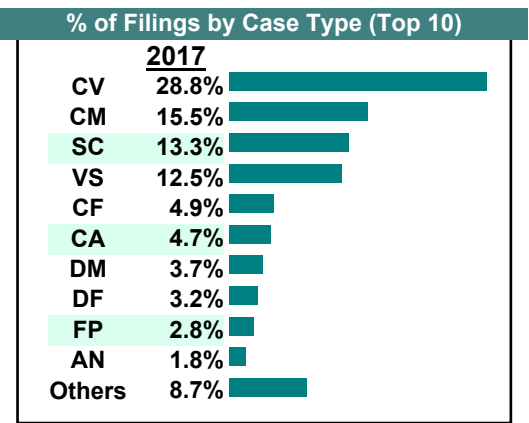
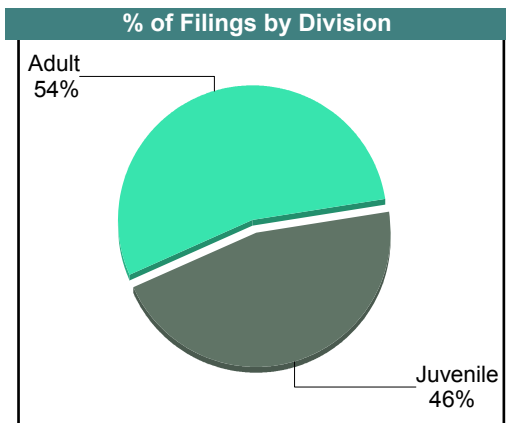

**Norfolk**

District: 4

		<u>Filings</u>	<u>Hearings</u>	<u>Transactions</u>	<u>Concluded</u>	<u>Cont</u>
<b>Adult</b>						
Non-Family Abuse Prot Order	AP	1	3	3	1	2
Bond Forfeiture	BF	0	1	1	0	1
Capias	CA	64	312	312	66	246
Felony	CF	67	260	260	26	234
Misdemeanor	CM	211	782	782	210	572
Family Abuse - Prot Order	FP	38	79	79	33	46
Motion - Prot Order	MP	2	3	3	3	-
Other	OT	6	7	7	3	4
Remand Support	RS	3	3	3	3	-
Show Cause	SC	176	504	504	172	332
Civil Support	VS	171	387	387	181	206
<b>Adult Total</b>		<b>739</b>	<b>2,341</b>	<b>2,341</b>	<b>698</b>	<b>1,643</b>

<b>Juvenile</b>						
Abuse or Neglect	AN	25	106	106	33	73
Non-Family Abuse Prot Order	AP	1	1	1	1	-
Capias	CA	0	2	2	0	2
Custody Relief	CR	2	2	2	0	2
Custody Visitation	CV	393	858	858	365	493
Felony	DF	44	275	275	44	231
Misdemeanor	DM	51	258	258	50	208
Foster Care Review	FC	16	19	19	16	3
Initial Foster Care	IF	12	12	12	12	-
Juv Support	JS	2	4	4	3	1
Motion - Prot Order	MP	2	2	2	2	-
Permanency	PH	9	13	13	9	4
Petition	PT	9	19	19	7	12
Remand Custody	RC	8	8	8	8	-
Remand Visitation	RV	8	8	8	8	-
Show Cause	SC	6	17	17	6	11
Status	ST	19	35	35	16	19
Traffic	T	13	30	32	12	20
Term Parental Rights	TP	1	7	7	3	4
Truancy	TR	4	5	5	4	1
<b>Juvenile Total</b>		<b>625</b>	<b>1,681</b>	<b>1,683</b>	<b>599</b>	<b>1,084</b>

<b>Norfolk Totals</b>		<b>1,364</b>	<b>4,022</b>	<b>4,024</b>	<b>1,297</b>	<b>2,727</b>
-----------------------	--	--------------	--------------	--------------	--------------	--------------



Filings by Court & Division

		<u>Norfolk</u>	
<b>A</b>	Adult Misdemeanor	2,521	14.3%
	Show Cause	2,402	13.6%
	Civil Support	2,296	13.0%
	Capias	1,193	6.7%
	Adult Felony	718	4.1%
	Family Abuse - Prot Order	429	2.4%
	Other	129	0.7%
	Remand Support	89	0.5%
	Non-Family Abuse Prot Order	57	0.3%
	Motion - Prot Order	42	0.2%
	Bond Forfeiture	8	0.0%
	Protective Order	3	0.0%
	Criminal Support	1	0.0%
<b>Total</b>		9,888	56%
<b>J</b>	Custody Visitation	4,715	26.7%
	Delinquency	1,350	7.6%
	Status Offense/Other	330	1.9%
	Abuse or Neglect	285	1.6%
	Traffic	181	1.0%
	Foster Care Review	154	0.9%
	Remand Visitation	125	0.7%
	Remand Custody	124	0.7%
	Show Cause	107	0.6%
	Permanency	102	0.6%
	Initial Foster Care	80	0.5%
	Paternity	78	0.4%
	Non-Family Abuse Prot Order	33	0.2%
	Motion - Prot Order	30	0.2%
	Term Parental Rights	21	0.1%
	Truancy	21	0.1%
	Custody Relief	12	0.1%
	Voluntary Continuing Services Agre	9	0.1%
	Child in Need of Services	8	0.0%
	Child at Risk	7	0.0%
	Family Abuse - Prot Order	4	0.0%
	Juv Support	4	0.0%
	Capias	3	0.0%
	Violation Fam Abuse PO	2	0.0%
	Entrustment	1	0.0%
	Restoration of Parental Rights	1	0.0%
	<b>Total</b>		7,787
<b>Total</b>		17,675	100%



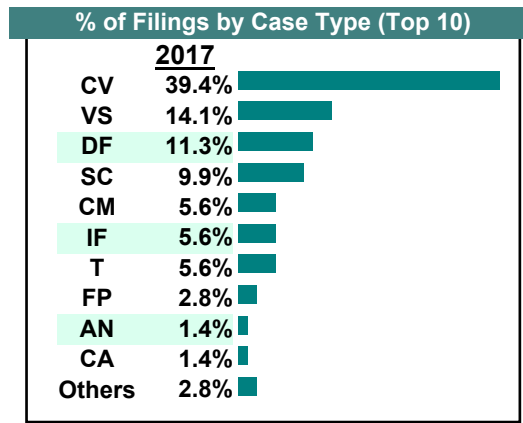
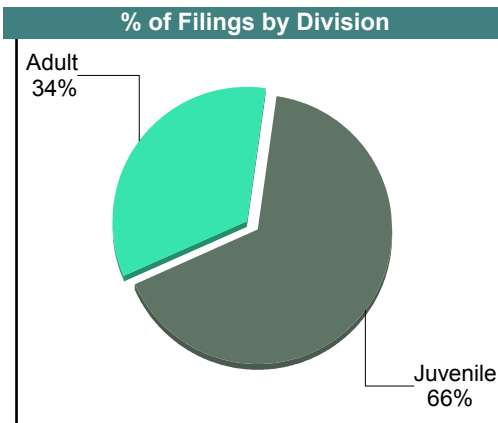
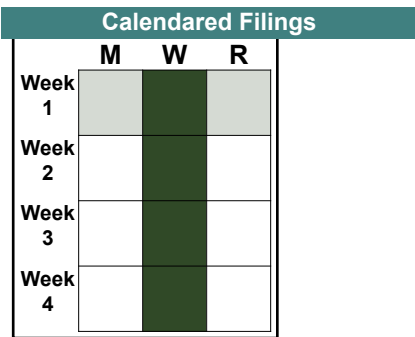
CASELOAD STATISTICS OF THE JUVENILE & DOMESTIC RELATIONS COURTS

December 2017

Franklin City

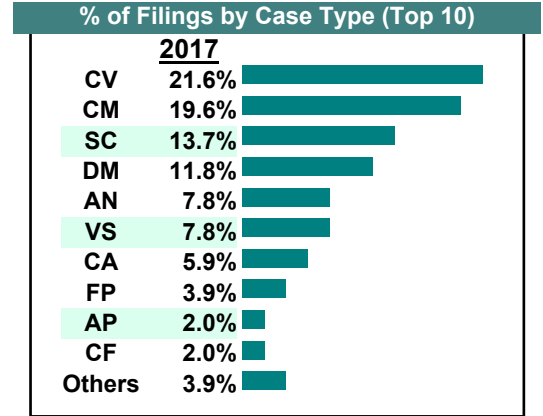
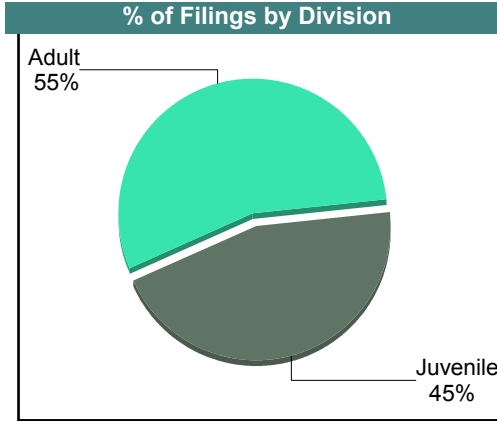
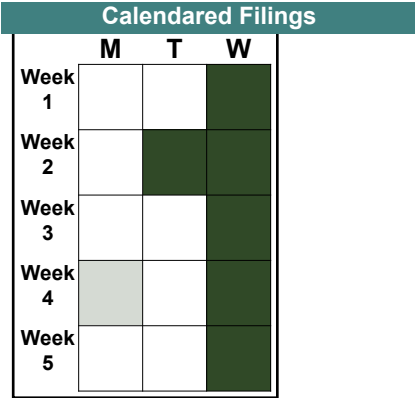
District: 5

		<u>Filings</u>	<u>Hearings</u>	<u>Transactions</u>	<u>Concluded</u>	<u>Cont</u>
<b>Adult</b>						
Capias	CA	1	2	2	2	-
Felony	CF	0	2	2	2	-
Misdemeanor	CM	4	17	17	9	8
Family Abuse - Prot Order	FP	2	5	5	2	3
Show Cause	SC	7	22	22	9	13
Civil Support	VS	10	14	14	10	4
<b>Adult Total</b>		<b>24</b>	<b>62</b>	<b>62</b>	<b>34</b>	<b>28</b>
<b>Juvenile</b>						
Abuse or Neglect	AN	1	6	6	1	1
Custody Visitation	CV	28	34	34	17	17
Felony	DF	8	9	9	0	7
Misdemeanor	DM	1	2	2	0	-
Foster Care Review	FC	1	1	1	0	-
Initial Foster Care	IF	4	4	4	4	-
Traffic	T	4	4	4	1	3
<b>Juvenile Total</b>		<b>47</b>	<b>60</b>	<b>60</b>	<b>23</b>	<b>28</b>
<b>Franklin City Totals</b>		<b>71</b>	<b>122</b>	<b>122</b>	<b>57</b>	<b>56</b>



November 2017

		<u>Filings</u>	<u>Hearings</u>	<u>Transactions</u>	<u>Concluded</u>	<u>Cont</u>
<b>Adult</b>						
Non-Family Abuse Prot Order	AP	1	1	1	1	-
Capias	CA	3	7	7	5	2
Felony	CF	1	11	11	4	7
Misdemeanor	CM	10	39	39	15	24
Family Abuse - Prot Order	FP	2	6	6	3	2
Show Cause	SC	7	18	18	5	13
Civil Support	VS	4	8	8	6	2
<b>Adult Total</b>		<b>28</b>	<b>90</b>	<b>90</b>	<b>39</b>	<b>50</b>
<b>Juvenile</b>						
Abuse or Neglect	AN	4	8	8	0	8
Custody Visitation	CV	11	20	20	19	1
Felony	DF	1	11	11	5	6
Misdemeanor	DM	6	13	13	6	7
Traffic	T	1	4	4	2	2
<b>Juvenile Total</b>		<b>23</b>	<b>56</b>	<b>56</b>	<b>32</b>	<b>24</b>
<b>Franklin City Totals</b>		<b>51</b>	<b>146</b>	<b>146</b>	<b>71</b>	<b>74</b>



**CASELOAD STATISTICS OF THE JUVENILE & DOMESTIC RELATIONS COURTS**

**October 2017**

**Franklin City**

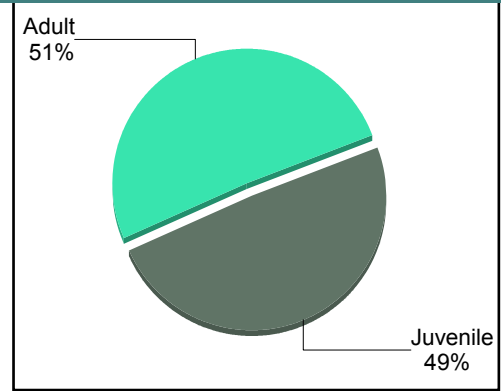
District: 5

		<u>Filings</u>	<u>Hearings</u>	<u>Transactions</u>	<u>Concluded</u>	<u>Cont</u>
<b><u>Adult</u></b>						
Capias	CA	1	6	6	1	5
Felony	CF	2	10	10	0	10
Misdemeanor	CM	8	28	28	3	25
Family Abuse - Prot Order	FP	3	6	6	2	4
Show Cause	SC	6	17	17	5	12
Civil Support	VS	10	14	14	9	5
<b>Adult Total</b>		<b>30</b>	<b>81</b>	<b>81</b>	<b>20</b>	<b>61</b>
<b><u>Juvenile</u></b>						
Custody Visitation	CV	25	33	33	20	13
Felony	DF	1	1	1	0	1
Misdemeanor	DM	2	6	6	0	6
Traffic	T	1	3	3	0	3
<b>Juvenile Total</b>		<b>29</b>	<b>43</b>	<b>43</b>	<b>20</b>	<b>23</b>
<b>Franklin City Totals</b>		<b>59</b>	<b>124</b>	<b>124</b>	<b>40</b>	<b>84</b>

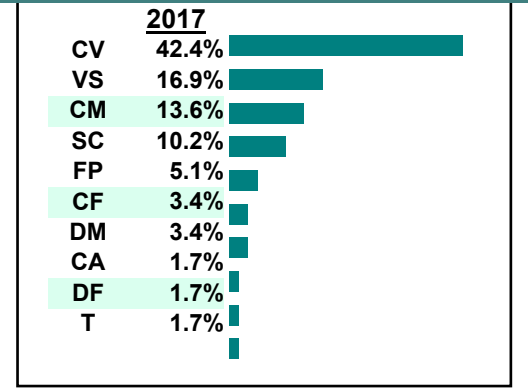
**Calendared Filings**

	<b>M</b>	<b>W</b>	<b>R</b>
Week 1			
Week 2			
Week 3			
Week 4			
Week 5			

**% of Filings by Division**



**% of Filings by Case Type (Top 10)**



**CASELOAD STATISTICS OF THE JUVENILE & DOMESTIC RELATIONS COURTS**

September 2017

**Franklin City**

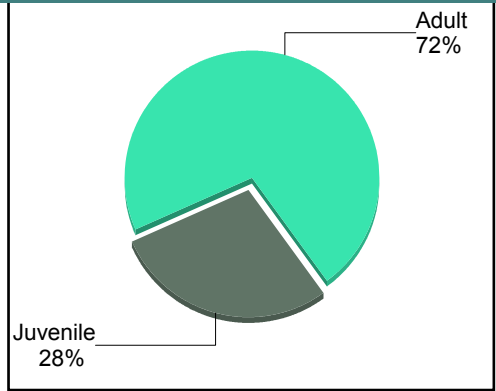
District: 5

		<u>Filings</u>	<u>Hearings</u>	<u>Transactions</u>	<u>Concluded</u>	<u>Cont</u>
<b><u>Adult</u></b>						
Capias	CA	1	4	4	1	3
Felony	CF	5	13	13	4	9
Misdemeanor	CM	15	34	34	12	22
Family Abuse - Prot Order	FP	2	3	3	0	3
Show Cause	SC	6	15	15	5	10
Civil Support	VS	9	10	10	6	4
<b>Adult Total</b>		<b>38</b>	<b>79</b>	<b>79</b>	<b>28</b>	<b>51</b>
<b><u>Juvenile</u></b>						
Custody Visitation	CV	15	28	28	19	8
Felony	DF	0	14	14	6	8
Misdemeanor	DM	0	2	2	0	2
Traffic	T	0	1	1	0	1
<b>Juvenile Total</b>		<b>15</b>	<b>45</b>	<b>45</b>	<b>25</b>	<b>19</b>
<b>Franklin City Totals</b>		<b>53</b>	<b>124</b>	<b>124</b>	<b>53</b>	<b>70</b>

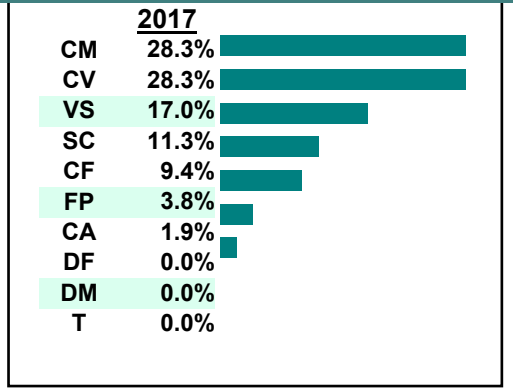
**Calendared Filings**

	<b>M</b>	<b>W</b>
Week 1		
Week 2		
Week 3		
Week 4		

**% of Filings by Division**



**% of Filings by Case Type (Top 10)**



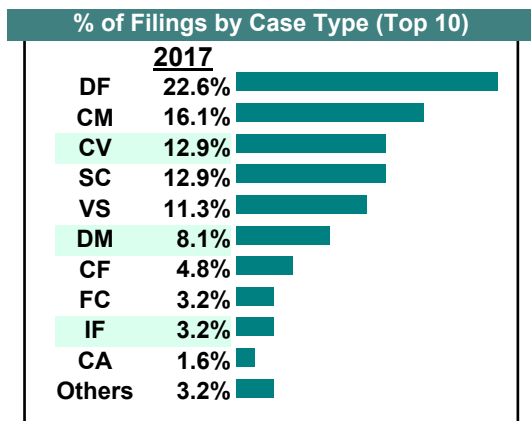
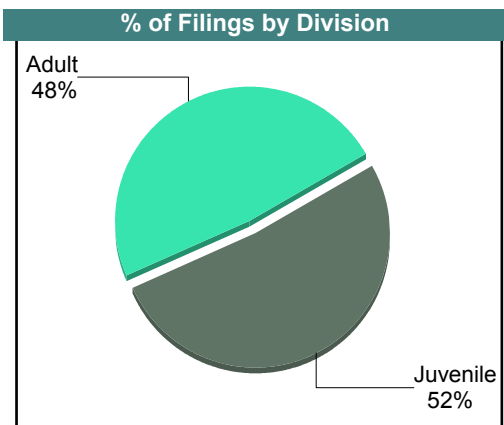

**CASELOAD STATISTICS OF THE JUVENILE & DOMESTIC RELATIONS COURTS**

**Franklin City**

District: 5

August 2017

		<u>Filings</u>	<u>Hearings</u>	<u>Transactions</u>	<u>Concluded</u>	<u>Cont</u>
<b><u>Adult</u></b>						
Capias	CA	1	7	7	4	3
Felony	CF	3	13	13	4	9
Misdemeanor	CM	10	34	34	10	24
Family Abuse - Prot Order	FP	1	2	2	1	1
Show Cause	SC	8	27	27	12	15
Civil Support	VS	7	9	9	7	2
<b>Adult Total</b>		<b>30</b>	<b>92</b>	<b>92</b>	<b>38</b>	<b>54</b>
<b><u>Juvenile</u></b>						
Abuse or Neglect	AN	0	1	1	1	-
Child in Need of Services	CS	0	1	1	1	-
Custody Visitation	CV	8	13	13	7	4
Felony	DF	14	16	16	1	15
Misdemeanor	DM	5	8	8	1	7
Foster Care Review	FC	2	2	2	2	-
Initial Foster Care	IF	2	2	2	1	-
Traffic	T	1	1	1	0	1
<b>Juvenile Total</b>		<b>32</b>	<b>44</b>	<b>44</b>	<b>14</b>	<b>27</b>
<b>Franklin City Totals</b>		<b>62</b>	<b>136</b>	<b>136</b>	<b>52</b>	<b>81</b>



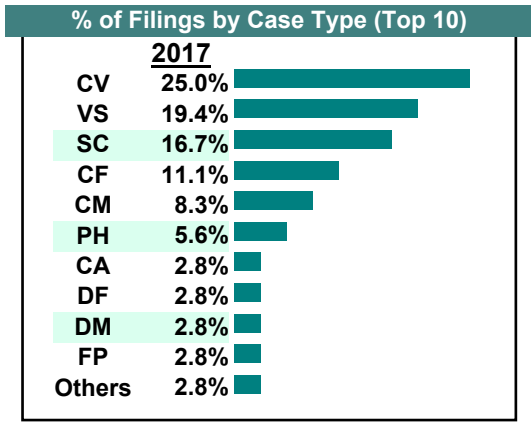
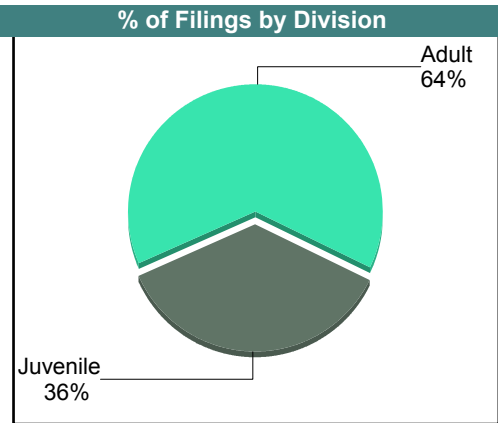

**CASELOAD STATISTICS OF THE JUVENILE & DOMESTIC RELATIONS COURTS**

July 2017

**Franklin City**

District: 5

		<u>Filings</u>	<u>Hearings</u>	<u>Transactions</u>	<u>Concluded</u>	<u>Cont</u>
<b><u>Adult</u></b>						
Capias	CA	1	9	9	6	3
Felony	CF	4	8	8	2	6
Misdemeanor	CM	3	28	28	15	13
Family Abuse - Prot Order	FP	1	2	2	2	-
Show Cause	SC	6	32	32	13	18
SL/Other	SL	1	1	1	1	-
Civil Support	VS	7	7	7	5	2
<b>Adult Total</b>		<b>23</b>	<b>87</b>	<b>87</b>	<b>44</b>	<b>42</b>
<b><u>Juvenile</u></b>						
Abuse or Neglect	AN	0	1	1	0	1
Child in Need of Services	CS	0	1	1	0	1
Custody Visitation	CV	9	19	19	8	11
Felony	DF	1	3	3	0	3
Misdemeanor	DM	1	1	1	1	-
Permanency	PH	2	2	2	2	-
<b>Juvenile Total</b>		<b>13</b>	<b>27</b>	<b>27</b>	<b>11</b>	<b>16</b>
<b>Franklin City Totals</b>		<b>36</b>	<b>114</b>	<b>114</b>	<b>55</b>	<b>58</b>



**CASELOAD STATISTICS OF THE JUVENILE & DOMESTIC RELATIONS COURTS**

June 2017

**Franklin City**

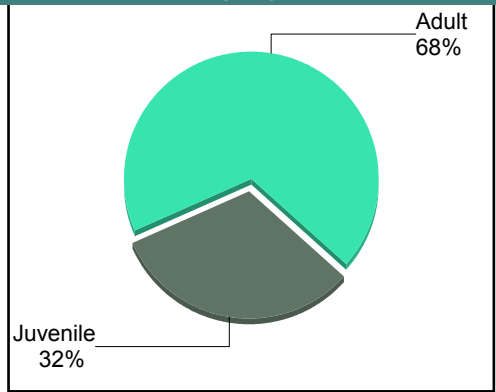
District: 5

		<u>Filings</u>	<u>Hearings</u>	<u>Transactions</u>	<u>Concluded</u>	<u>Cont</u>
<b><u>Adult</u></b>						
Capias	CA	4	12	12	2	10
Felony	CF	4	13	13	5	8
Misdemeanor	CM	14	41	41	13	28
Family Abuse - Prot Order	FP	0	2	2	1	1
Remand Support	RS	1	1	1	1	-
Show Cause	SC	14	32	32	11	21
Civil Support	VS	4	8	8	6	2
<b>Adult Total</b>		<b>41</b>	<b>109</b>	<b>109</b>	<b>39</b>	<b>70</b>
<b><u>Juvenile</u></b>						
Abuse or Neglect	AN	1	3	3	1	2
Custody Visitation	CV	18	27	27	13	14
Felony	DF	0	2	2	0	2
Misdemeanor	DM	0	2	2	1	1
Traffic	T	0	2	2	1	1
<b>Juvenile Total</b>		<b>19</b>	<b>36</b>	<b>36</b>	<b>16</b>	<b>20</b>
<b>Franklin City Totals</b>		<b>60</b>	<b>145</b>	<b>145</b>	<b>55</b>	<b>90</b>

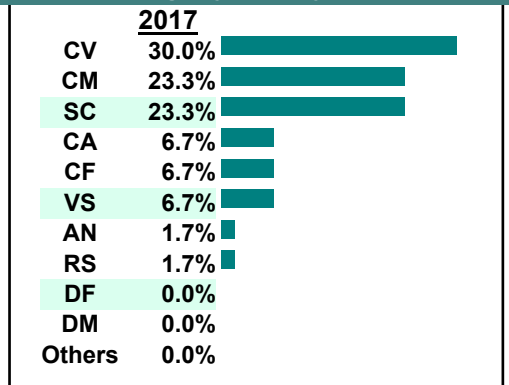
**Calendared Filings**

	<b>M</b>	<b>W</b>
Week 1		
Week 2		
Week 3		
Week 4		

**% of Filings by Division**



**% of Filings by Case Type (Top 10)**




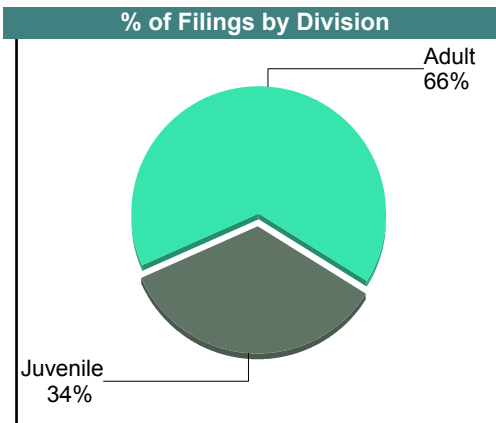

**CASELOAD STATISTICS OF THE JUVENILE & DOMESTIC RELATIONS COURTS**

May 2017

**Franklin City**

District: 5

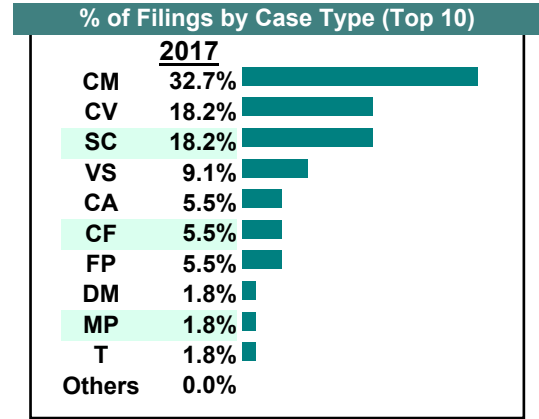
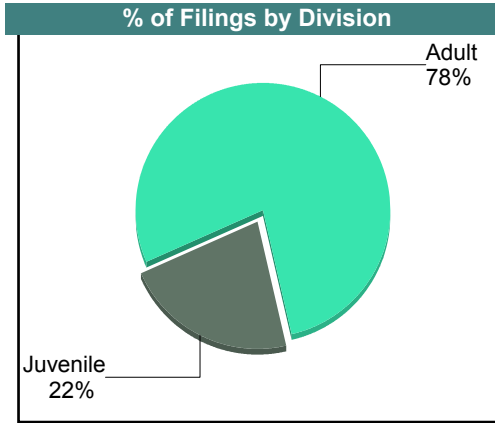
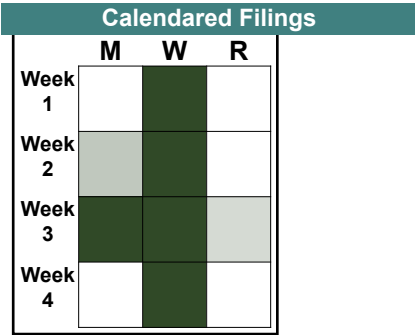
		<u>Filings</u>	<u>Hearings</u>	<u>Transactions</u>	<u>Concluded</u>	<u>Cont</u>
<b><u>Adult</u></b>						
Capias	CA	2	7	7	3	4
Felony	CF	3	10	10	2	8
Misdemeanor	CM	11	45	45	13	32
Family Abuse - Prot Order	FP	1	3	3	2	1
Show Cause	SC	10	32	32	14	18
Civil Support	VS	15	18	18	15	3
<b>Adult Total</b>		<b>42</b>	<b>115</b>	<b>115</b>	<b>49</b>	<b>66</b>
<b><u>Juvenile</u></b>						
Abuse or Neglect	AN	1	2	2	0	2
Child in Need of Services	CS	1	1	1	0	1
Custody Visitation	CV	14	24	24	15	9
Misdemeanor	DM	4	6	6	4	2
Petition	PT	0	1	1	1	-
Show Cause	SC	0	1	1	1	-
Traffic	T	2	2	3	2	-
<b>Juvenile Total</b>		<b>22</b>	<b>37</b>	<b>38</b>	<b>23</b>	<b>14</b>
<b>Franklin City Totals</b>		<b>64</b>	<b>152</b>	<b>153</b>	<b>72</b>	<b>80</b>





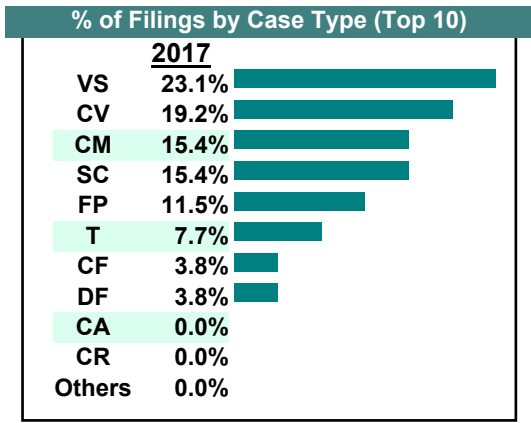
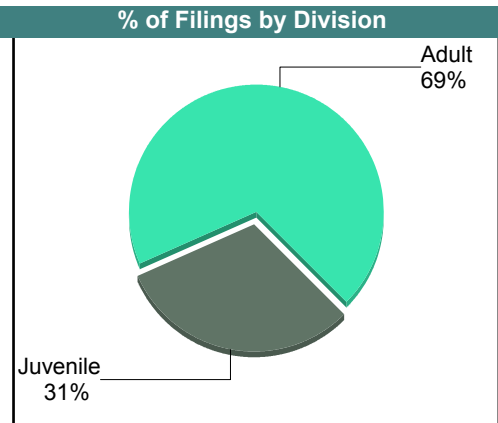
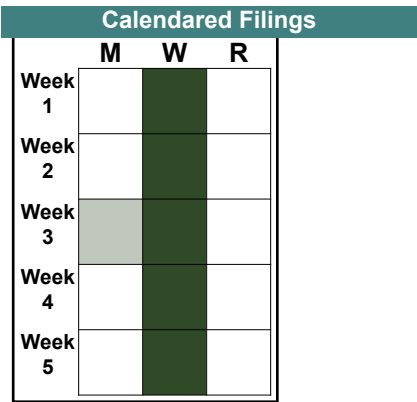
April 2017

		Filings	Hearings	Transactions	Concluded	Cont
<b>Adult</b>						
Capias	CA	3	6	6	2	4
Felony	CF	3	14	14	2	12
Misdemeanor	CM	18	35	35	6	29
Family Abuse - Prot Order	FP	3	7	7	1	5
Motion - Prot Order	MP	1	1	1	1	-
Show Cause	SC	10	24	24	8	15
Civil Support	VS	5	9	9	5	4
<b>Adult Total</b>		<b>43</b>	<b>96</b>	<b>96</b>	<b>25</b>	<b>69</b>
<b>Juvenile</b>						
Custody Relief	CR	0	2	2	1	1
Custody Visitation	CV	10	18	18	11	7
Felony	DF	0	2	2	0	2
Misdemeanor	DM	1	3	3	0	3
Show Cause	SC	0	2	2	0	2
Traffic	T	1	3	3	0	3
<b>Juvenile Total</b>		<b>12</b>	<b>30</b>	<b>30</b>	<b>12</b>	<b>18</b>
<b>Franklin City Totals</b>		<b>55</b>	<b>126</b>	<b>126</b>	<b>37</b>	<b>87</b>



March 2017

		Filings	Hearings	Transactions	Concluded	Cont
<b>Adult</b>						
Capias	CA	0	1	1	0	1
Felony	CF	1	3	3	0	3
Misdemeanor	CM	4	23	23	7	16
Family Abuse - Prot Order	FP	3	7	7	4	3
Show Cause	SC	4	23	23	3	20
Civil Support	VS	6	14	14	11	3
<b>Adult Total</b>		<b>18</b>	<b>71</b>	<b>71</b>	<b>25</b>	<b>46</b>
<b>Juvenile</b>						
Custody Relief	CR	0	1	1	0	1
Custody Visitation	CV	5	12	12	8	4
Felony	DF	1	2	2	0	2
Misdemeanor	DM	0	1	1	1	-
Petition	PT	0	2	2	1	1
Traffic	T	2	3	3	3	-
<b>Juvenile Total</b>		<b>8</b>	<b>21</b>	<b>21</b>	<b>13</b>	<b>8</b>
<b>Franklin City Totals</b>		<b>26</b>	<b>92</b>	<b>92</b>	<b>38</b>	<b>54</b>



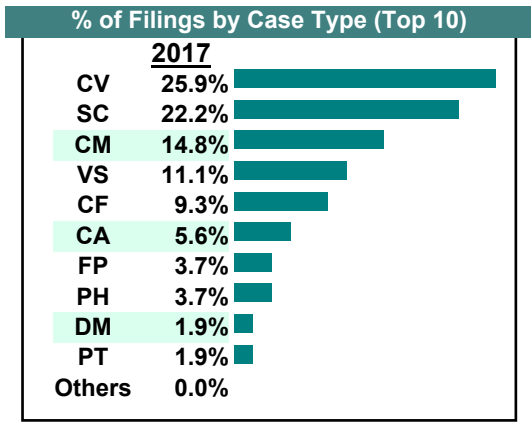
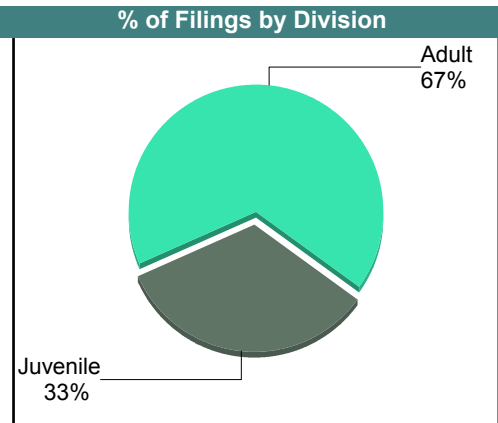

**CASELOAD STATISTICS OF THE JUVENILE & DOMESTIC RELATIONS COURTS**

**Franklin City**

District: 5

February 2017

		<u>Filings</u>	<u>Hearings</u>	<u>Transactions</u>	<u>Concluded</u>	<u>Cont</u>
<b>Adult</b>						
Capias	CA	3	6	6	2	4
Felony	CF	5	7	7	0	7
Misdemeanor	CM	8	26	26	7	19
Family Abuse - Prot Order	FP	2	3	3	0	3
Show Cause	SC	12	21	21	11	10
Civil Support	VS	6	8	8	3	5
<b>Adult Total</b>		<b>36</b>	<b>71</b>	<b>71</b>	<b>23</b>	<b>48</b>
<b>Juvenile</b>						
Custody Visitation	CV	14	23	23	13	10
Misdemeanor	DM	1	4	4	0	4
Permanency	PH	2	2	2	2	-
Petition	PT	1	2	2	1	1
Show Cause	SC	0	2	2	0	2
Traffic	T	0	3	3	1	2
<b>Juvenile Total</b>		<b>18</b>	<b>36</b>	<b>36</b>	<b>17</b>	<b>19</b>
<b>Franklin City Totals</b>		<b>54</b>	<b>107</b>	<b>107</b>	<b>40</b>	<b>67</b>

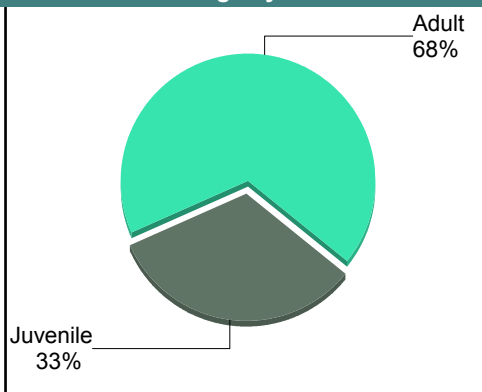


		Filings	Hearings	Transactions	Concluded	Cont
<b>Adult</b>						
Capias	CA	2	6	6	3	3
Felony	CF	1	7	7	7	-
Misdemeanor	CM	10	32	32	12	20
Show Cause	SC	4	24	24	15	9
Civil Support	VS	10	11	11	9	2
<b>Adult Total</b>		<b>27</b>	<b>80</b>	<b>80</b>	<b>46</b>	<b>34</b>
<b>Juvenile</b>						
Custody Relief	CR	0	1	1	0	1
Custody Visitation	CV	10	19	19	14	5
Felony	DF	0	4	4	4	-
Misdemeanor	DM	0	6	6	5	1
Petition	PT	1	1	1	0	1
Show Cause	SC	1	1	1	0	1
Traffic	T	1	3	3	1	2
<b>Juvenile Total</b>		<b>13</b>	<b>35</b>	<b>35</b>	<b>24</b>	<b>11</b>
<b>Franklin City Totals</b>		<b>40</b>	<b>115</b>	<b>115</b>	<b>70</b>	<b>45</b>

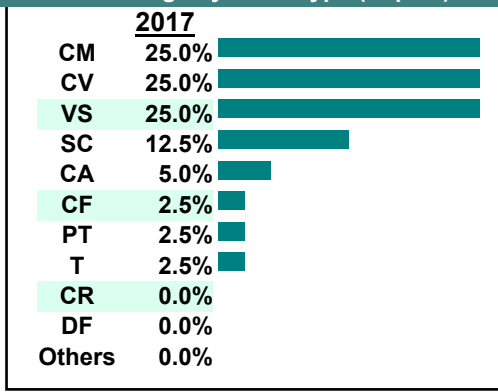
Calendared Filings

	M	W
Week 1		
Week 2		
Week 3		
Week 4		

% of Filings by Division



% of Filings by Case Type (Top 10)



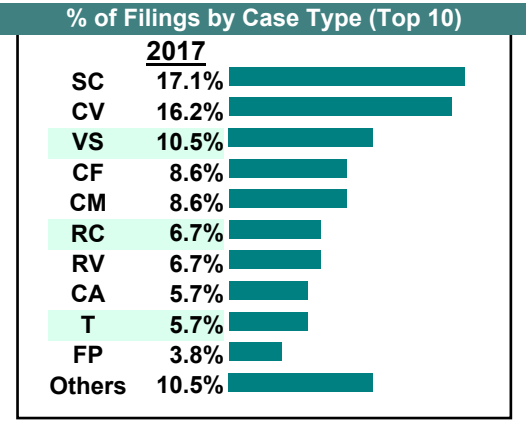
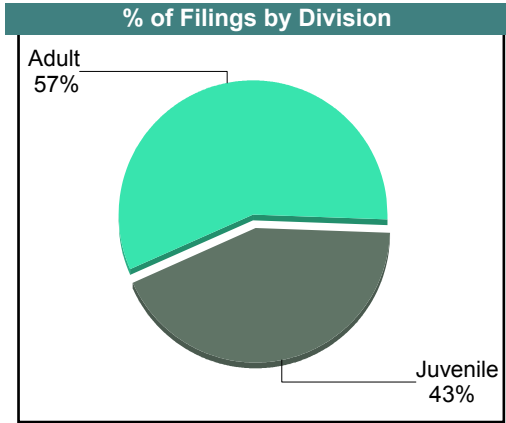
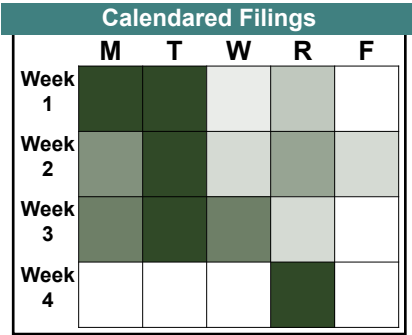
**CASELOAD STATISTICS OF THE JUVENILE & DOMESTIC RELATIONS COURTS**

**Isle of Wight**

District: 5

December 2017

		<u>Filings</u>	<u>Hearings</u>	<u>Transactions</u>	<u>Concluded</u>	<u>Cont</u>
<b><u>Adult</u></b>						
Capias	CA	6	11	11	6	5
Felony	CF	9	19	19	6	13
Misdemeanor	CM	9	28	28	17	11
Family Abuse - Prot Order	FP	3	6	6	3	3
Motion - Prot Order	MP	1	1	1	1	-
Remand Support	RS	3	3	3	3	-
Show Cause	SC	17	65	65	30	35
SL/Other	SL	1	1	1	1	-
Civil Support	VS	11	23	23	14	9
<b>Adult Total</b>		<b>60</b>	<b>157</b>	<b>157</b>	<b>81</b>	<b>76</b>
<b><u>Juvenile</u></b>						
Custody Visitation	CV	17	51	51	38	13
Felony	DF	0	13	13	7	6
Misdemeanor	DM	3	22	22	16	6
Family Abuse - Prot Order	FP	1	2	2	1	1
Petition	PT	0	2	2	2	-
Remand Custody	RC	7	7	7	7	-
Remand Visitation	RV	7	7	7	7	-
Show Cause	SC	1	2	2	1	1
Status	ST	3	6	6	0	6
Traffic	T	6	10	10	6	4
<b>Juvenile Total</b>		<b>45</b>	<b>122</b>	<b>122</b>	<b>85</b>	<b>37</b>
<b>Isle of Wight Totals</b>		<b>105</b>	<b>279</b>	<b>279</b>	<b>166</b>	<b>113</b>



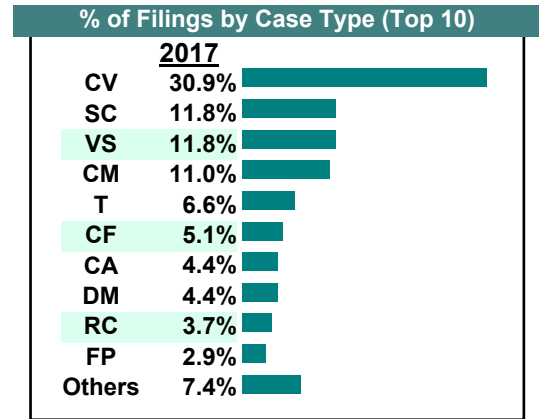
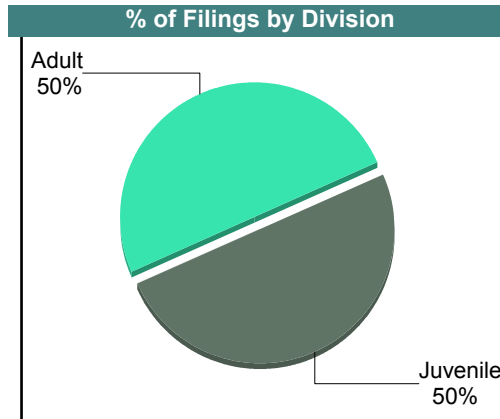
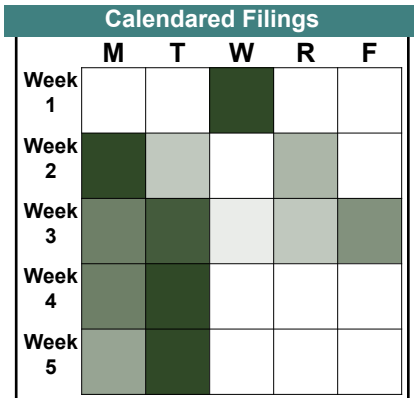
**CASELOAD STATISTICS OF THE JUVENILE & DOMESTIC RELATIONS COURTS**

**Isle of Wight**

District: 5

November 2017

		<u>Filings</u>	<u>Hearings</u>	<u>Transactions</u>	<u>Concluded</u>	<u>Cont</u>
<b><u>Adult</u></b>						
Bond Forfeiture	BF	0	2	2	1	1
Capias	CA	6	14	14	9	5
Felony	CF	7	16	16	8	8
Misdemeanor	CM	15	35	35	12	23
Family Abuse - Prot Order	FP	4	8	8	3	5
Motion - Prot Order	MP	1	1	1	1	-
Remand Support	RS	4	4	4	4	-
Show Cause	SC	15	46	46	18	28
Civil Support	VS	16	24	24	14	10
<b>Adult Total</b>		<b>68</b>	<b>150</b>	<b>150</b>	<b>70</b>	<b>80</b>
<b><u>Juvenile</u></b>						
Custody Visitation	CV	42	82	82	52	30
Felony	DF	0	21	21	8	13
Misdemeanor	DM	6	46	46	14	32
Motion - Prot Order	MP	1	1	1	1	-
Petition	PT	0	3	3	3	-
Remand Custody	RC	5	5	5	5	-
Remand Visitation	RV	4	4	4	4	-
Show Cause	SC	1	1	1	0	1
Status	ST	0	1	1	1	-
Traffic	T	9	14	16	11	5
Truancy	TR	0	1	1	1	-
<b>Juvenile Total</b>		<b>68</b>	<b>179</b>	<b>181</b>	<b>100</b>	<b>81</b>
<b>Isle of Wight Totals</b>		<b>136</b>	<b>329</b>	<b>331</b>	<b>170</b>	<b>161</b>



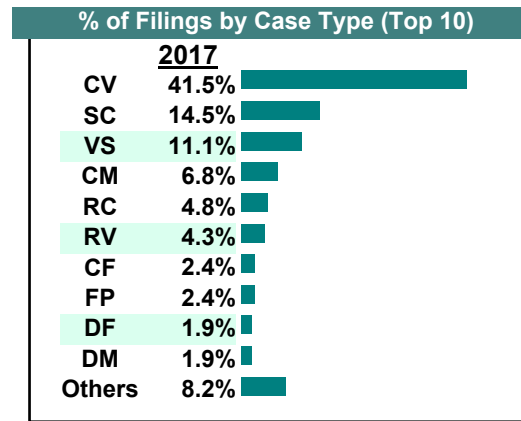
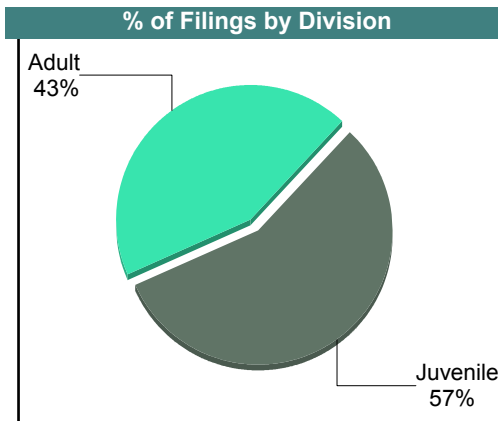
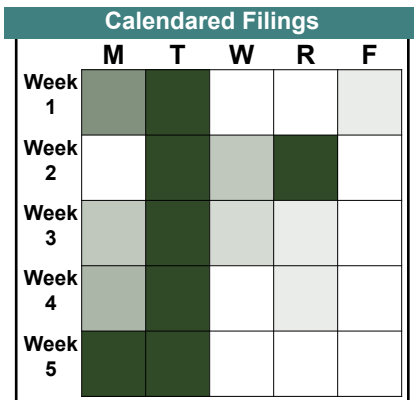
CASELOAD STATISTICS OF THE JUVENILE & DOMESTIC RELATIONS COURTS

Isle of Wight

District: 5

October 2017

		Filings	Hearings	Transactions	Concluded	Cont
<b>Adult</b>						
Non-Family Abuse Prot Order	AP	3	7	7	4	3
Bond Forfeiture	BF	0	2	2	1	1
Capias	CA	3	4	4	1	3
Felony	CF	5	13	13	6	7
Misdemeanor	CM	14	26	26	12	14
Family Abuse - Prot Order	FP	5	17	17	12	5
Motion - Prot Order	MP	1	1	1	1	-
Remand Support	RS	4	4	4	4	-
Show Cause	SC	30	78	78	28	50
SL/Other	SL	2	2	2	2	-
Civil Support	VS	23	47	47	25	22
<b>Adult Total</b>		<b>90</b>	<b>201</b>	<b>201</b>	<b>96</b>	<b>105</b>
<b>Juvenile</b>						
Abuse or Neglect	AN	0	1	1	0	1
Custody Visitation	CV	86	125	125	70	55
Felony	DF	4	28	28	5	23
Misdemeanor	DM	4	61	61	11	50
Permanency	PH	1	1	1	1	-
Remand Custody	RC	10	10	10	10	-
Remand Visitation	RV	9	9	9	9	-
Status	ST	0	1	1	1	-
Traffic	T	3	13	13	2	11
<b>Juvenile Total</b>		<b>117</b>	<b>249</b>	<b>249</b>	<b>109</b>	<b>140</b>
<b>Isle of Wight Totals</b>		<b>207</b>	<b>450</b>	<b>450</b>	<b>205</b>	<b>245</b>



**CASELOAD STATISTICS OF THE JUVENILE & DOMESTIC RELATIONS COURTS**

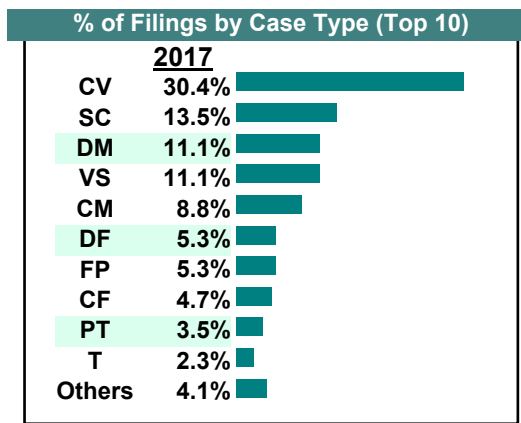
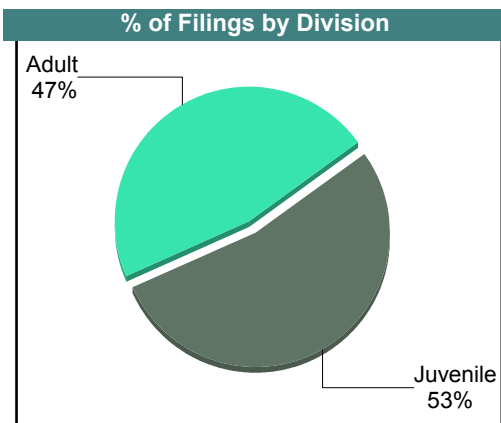
**Isle of Wight**

District: 5

September 2017

		<u>Filings</u>	<u>Hearings</u>	<u>Transactions</u>	<u>Concluded</u>	<u>Cont</u>
<b><u>Adult</u></b>						
Capias	CA	3	12	12	6	6
Felony	CF	8	19	19	8	11
Misdemeanor	CM	15	32	32	11	21
Family Abuse - Prot Order	FP	9	17	17	7	10
Motion - Prot Order	MP	3	3	3	3	-
Show Cause	SC	23	83	83	33	50
Civil Support	VS	19	39	39	27	12
<b>Adult Total</b>		<b>80</b>	<b>205</b>	<b>205</b>	<b>95</b>	<b>110</b>
<b><u>Juvenile</u></b>						
Custody Visitation	CV	52	95	95	59	36
Felony	DF	9	21	21	1	20
Misdemeanor	DM	19	57	57	7	50
Foster Care Review	FC	1	1	1	1	-
Petition	PT	6	6	6	1	5
Show Cause	SC	0	1	1	0	1
Traffic	T	4	11	11	4	7
<b>Juvenile Total</b>		<b>91</b>	<b>192</b>	<b>192</b>	<b>73</b>	<b>119</b>
<b>Isle of Wight Totals</b>		<b>171</b>	<b>397</b>	<b>397</b>	<b>168</b>	<b>229</b>

Calendared Filings					
	M	T	W	R	F
Week 1					
Week 2					
Week 3					
Week 4					





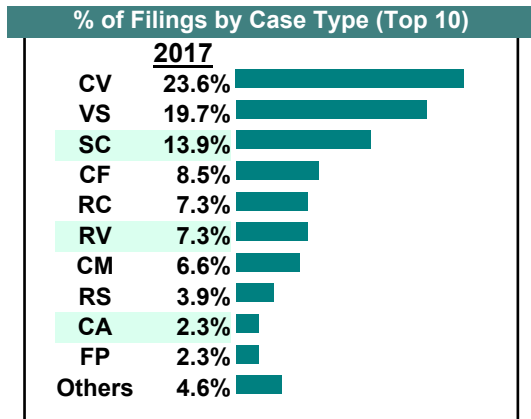
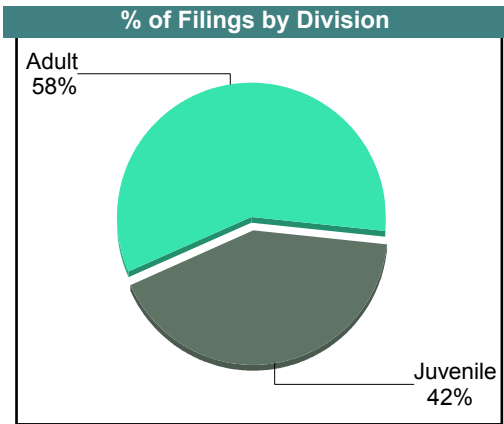
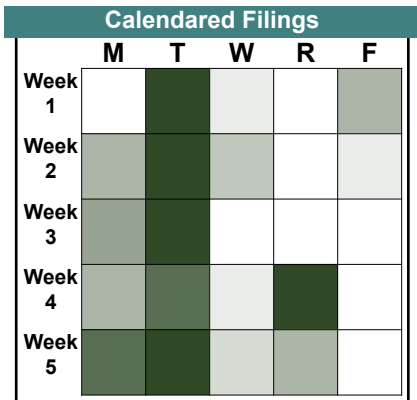
**CASELOAD STATISTICS OF THE JUVENILE & DOMESTIC RELATIONS COURTS**

**Isle of Wight**

District: 5

August 2017

		<u>Filings</u>	<u>Hearings</u>	<u>Transactions</u>	<u>Concluded</u>	<u>Cont</u>
<b>Adult</b>						
Non-Family Abuse Prot Order	AP	1	3	3	1	2
Capias	CA	6	15	15	9	6
Felony	CF	22	29	29	15	14
Misdemeanor	CM	17	28	28	15	13
Family Abuse - Prot Order	FP	6	10	10	3	7
Other	OT	1	1	1	1	-
Protective Order	PC	1	1	1	1	-
Remand Support	RS	10	10	10	10	-
Show Cause	SC	36	93	93	32	61
Civil Support	VS	51	70	70	40	30
<b>Adult Total</b>		<b>151</b>	<b>260</b>	<b>260</b>	<b>127</b>	<b>133</b>
<b>Juvenile</b>						
Abuse or Neglect	AN	0	1	1	0	1
Custody Visitation	CV	61	133	133	67	66
Felony	DF	1	8	8	2	6
Misdemeanor	DM	5	23	23	10	13
Petition	PT	0	1	1	1	-
Remand Custody	RC	19	19	19	19	-
Remand Visitation	RV	19	19	19	19	-
Show Cause	SC	0	1	1	1	-
Status	ST	0	1	1	1	-
Traffic	T	3	7	7	6	1
Truancy	TR	0	1	1	0	1
<b>Juvenile Total</b>		<b>108</b>	<b>214</b>	<b>214</b>	<b>126</b>	<b>88</b>
<b>Isle of Wight Totals</b>		<b>259</b>	<b>474</b>	<b>474</b>	<b>253</b>	<b>221</b>



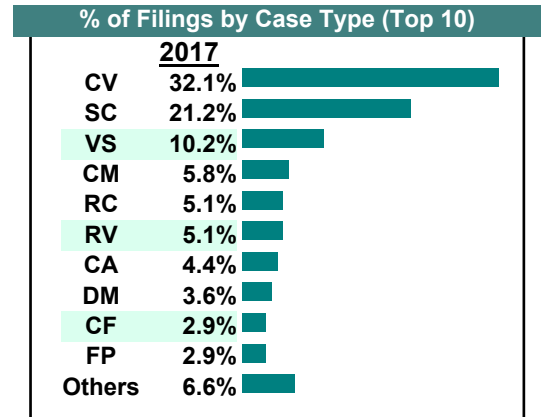
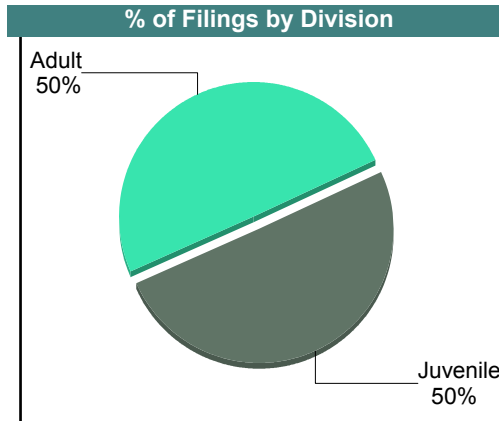

**CASELOAD STATISTICS OF THE JUVENILE & DOMESTIC RELATIONS COURTS**

**Isle of Wight**

District: 5

July 2017

		<u>Filings</u>	<u>Hearings</u>	<u>Transactions</u>	<u>Concluded</u>	<u>Cont</u>
<b>Adult</b>						
Non-Family Abuse Prot Order	AP	1	1	1	0	1
Capias	CA	6	12	12	9	3
Felony	CF	4	60	60	37	23
Misdemeanor	CM	8	30	30	15	15
Family Abuse - Prot Order	FP	4	8	8	5	3
Remand Support	RS	2	2	2	2	-
Show Cause	SC	29	65	65	14	51
Civil Support	VS	14	24	24	12	12
<b>Adult Total</b>		<b>68</b>	<b>202</b>	<b>202</b>	<b>94</b>	<b>108</b>
<b>Juvenile</b>						
Abuse or Neglect	AN	0	1	1	0	1
Custody Visitation	CV	44	87	87	42	45
Felony	DF	3	11	11	3	8
Misdemeanor	DM	5	29	29	6	23
Remand Custody	RC	7	7	7	7	-
Remand Visitation	RV	7	7	7	7	-
Show Cause	SC	0	1	1	0	1
Status	ST	1	2	2	1	1
Traffic	T	2	5	5	1	4
Truancy	TR	0	1	1	0	1
<b>Juvenile Total</b>		<b>69</b>	<b>151</b>	<b>151</b>	<b>67</b>	<b>84</b>
<b>Isle of Wight Totals</b>		<b>137</b>	<b>353</b>	<b>353</b>	<b>161</b>	<b>192</b>



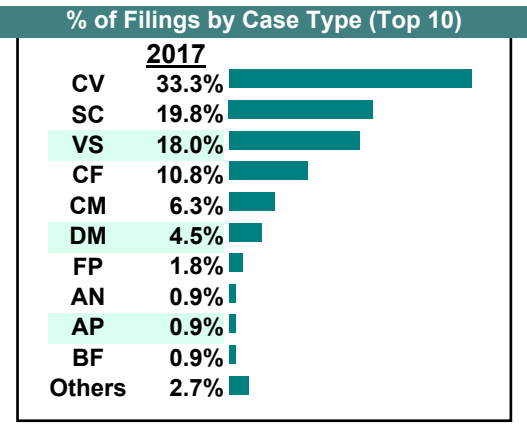
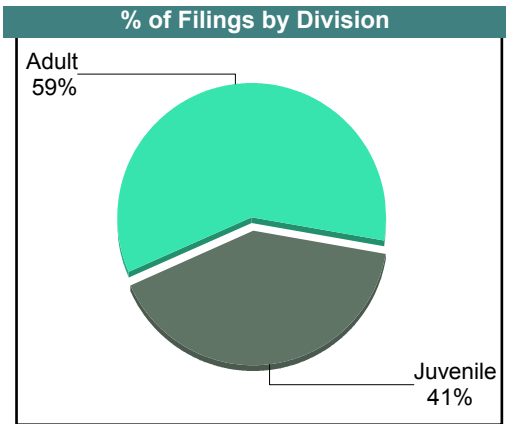

**CASELOAD STATISTICS OF THE JUVENILE & DOMESTIC RELATIONS COURTS**

**Isle of Wight**

District: 5

June 2017

		<u>Filings</u>	<u>Hearings</u>	<u>Transactions</u>	<u>Concluded</u>	<u>Cont</u>
<b>Adult</b>						
Non-Family Abuse Prot Order	AP	1	1	1	1	-
Bond Forfeiture	BF	1	1	1	1	-
Capias	CA	1	10	10	6	4
Felony	CF	12	32	32	11	21
Misdemeanor	CM	7	32	32	17	15
Family Abuse - Prot Order	FP	2	7	7	4	3
Show Cause	SC	22	64	64	34	30
Civil Support	VS	20	38	38	29	9
<b>Adult Total</b>		<b>66</b>	<b>185</b>	<b>185</b>	<b>103</b>	<b>82</b>
<b>Juvenile</b>						
Abuse or Neglect	AN	1	2	2	0	2
Custody Visitation	CV	37	88	88	35	53
Felony	DF	0	12	12	4	8
Misdemeanor	DM	5	33	33	9	24
Initial Foster Care	IF	1	1	1	1	-
Petition	PT	0	2	2	1	1
Show Cause	SC	0	1	1	0	1
Status	ST	0	1	1	0	1
Traffic	T	1	5	5	2	3
<b>Juvenile Total</b>		<b>45</b>	<b>145</b>	<b>145</b>	<b>52</b>	<b>93</b>
<b>Isle of Wight Totals</b>		<b>111</b>	<b>330</b>	<b>330</b>	<b>155</b>	<b>175</b>



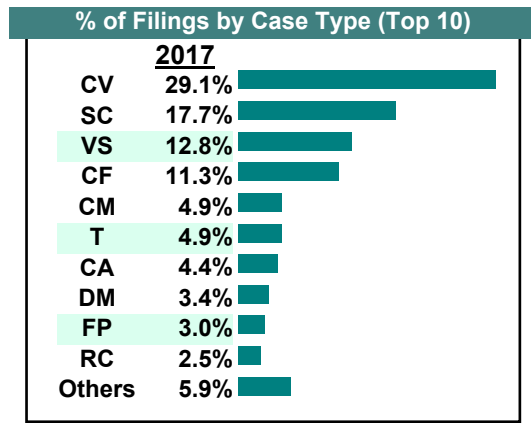
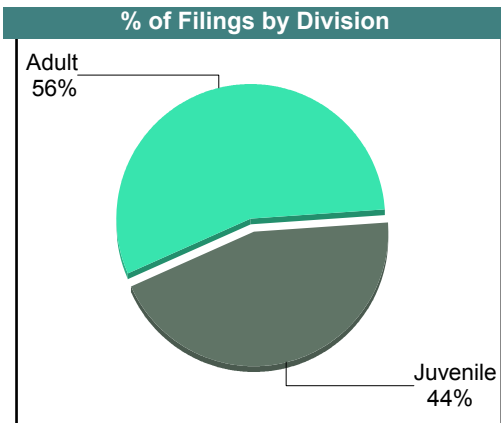
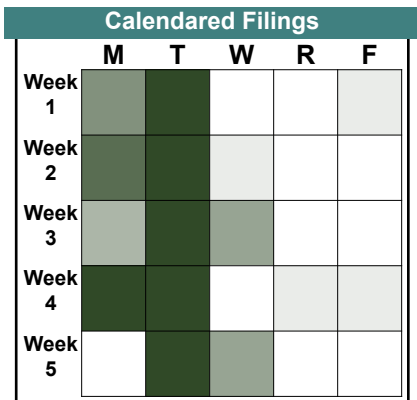
**CASELOAD STATISTICS OF THE JUVENILE & DOMESTIC RELATIONS COURTS**

**Isle of Wight**

District: 5

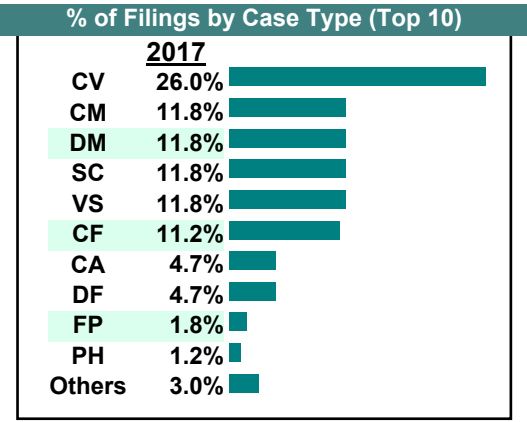
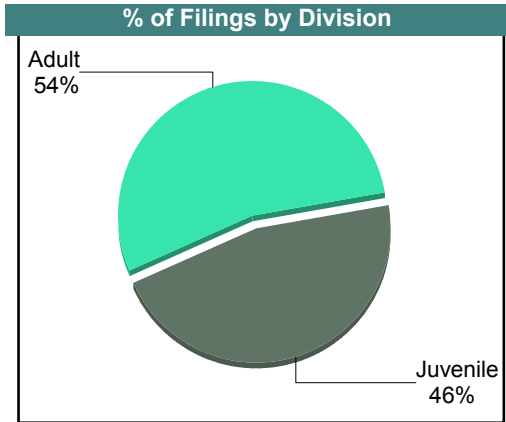
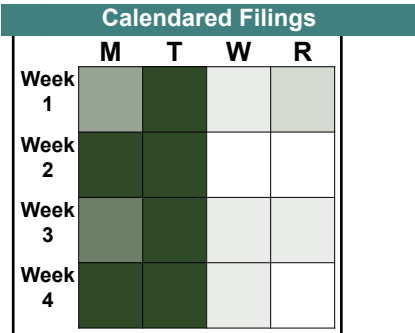
May 2017

		<u>Filings</u>	<u>Hearings</u>	<u>Transactions</u>	<u>Concluded</u>	<u>Cont</u>
<b><u>Adult</u></b>						
Bond Forfeiture	BF	1	1	1	0	1
Capias	CA	9	20	20	9	11
Felony	CF	23	55	55	4	51
Misdemeanor	CM	10	45	45	14	31
Family Abuse - Prot Order	FP	6	11	11	4	7
Remand Support	RS	2	2	2	2	-
Show Cause	SC	36	76	76	31	45
Civil Support	VS	26	34	34	20	14
<b>Adult Total</b>		<b>113</b>	<b>244</b>	<b>244</b>	<b>84</b>	<b>160</b>
<b><u>Juvenile</u></b>						
Capias	CA	0	2	2	1	1
Custody Visitation	CV	59	106	106	59	47
Felony	DF	2	9	9	1	8
Misdemeanor	DM	7	48	48	17	31
Foster Care Review	FC	1	1	1	1	-
Petition	PT	1	1	1	0	1
Remand Custody	RC	5	5	5	5	-
Show Cause	SC	0	1	1	0	1
Status	ST	1	2	2	0	2
Traffic	T	10	13	16	10	6
Term Parental Rights	TP	4	4	4	4	-
Truancy	TR	0	1	1	0	1
<b>Juvenile Total</b>		<b>90</b>	<b>193</b>	<b>196</b>	<b>98</b>	<b>98</b>
<b>Isle of Wight Totals</b>		<b>203</b>	<b>437</b>	<b>440</b>	<b>182</b>	<b>258</b>



April 2017

		<u>Filings</u>	<u>Hearings</u>	<u>Transactions</u>	<u>Concluded</u>	<u>Cont</u>
<b>Adult</b>						
Bond Forfeiture	BF	0	1	1	0	1
Capias	CA	7	16	16	11	5
Felony	CF	19	27	27	14	13
Misdemeanor	CM	20	38	38	13	25
Family Abuse - Prot Order	FP	3	6	6	3	3
Show Cause	SC	20	63	63	23	40
SL/Other	SL	2	2	2	2	-
Civil Support	VS	20	35	35	22	13
<b>Adult Total</b>		<b>91</b>	<b>188</b>	<b>188</b>	<b>88</b>	<b>100</b>
<b>Juvenile</b>						
Capias	CA	1	1	1	0	1
Custody Visitation	CV	44	82	82	34	48
Felony	DF	8	17	17	7	10
Misdemeanor	DM	20	49	49	15	34
Permanency	PH	2	2	2	2	-
Petition	PT	1	1	1	0	1
Show Cause	SC	0	2	2	2	-
Traffic	T	2	10	10	6	4
Truancy	TR	0	1	1	0	1
<b>Juvenile Total</b>		<b>78</b>	<b>165</b>	<b>165</b>	<b>66</b>	<b>99</b>
<b>Isle of Wight Totals</b>		<b>169</b>	<b>353</b>	<b>353</b>	<b>154</b>	<b>199</b>



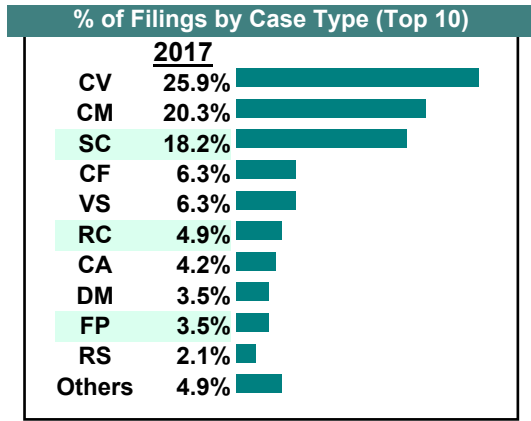
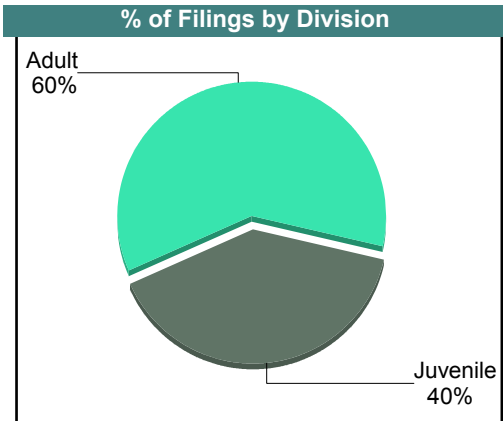
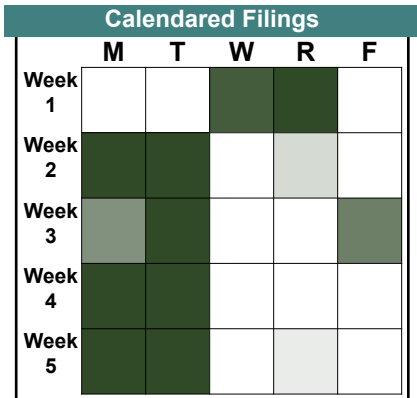
**CASELOAD STATISTICS OF THE JUVENILE & DOMESTIC RELATIONS COURTS**

**Isle of Wight**

District: 5

March 2017

		<u>Filings</u>	<u>Hearings</u>	<u>Transactions</u>	<u>Concluded</u>	<u>Cont</u>
<b>Adult</b>						
Bond Forfeiture	BF	1	1	1	0	1
Capias	CA	6	12	12	7	5
Felony	CF	9	58	58	49	9
Misdemeanor	CM	29	47	47	21	26
Family Abuse - Prot Order	FP	5	10	10	3	7
Motion - Prot Order	MP	1	1	1	1	-
Remand Support	RS	3	3	3	3	-
Show Cause	SC	23	54	54	13	41
Civil Support	VS	9	20	20	7	13
<b>Adult Total</b>		<b>86</b>	<b>206</b>	<b>206</b>	<b>104</b>	<b>102</b>
<b>Juvenile</b>						
Custody Visitation	CV	37	90	90	40	50
Felony	DF	0	7	7	2	5
Misdemeanor	DM	5	35	35	11	24
Remand Custody	RC	7	7	7	7	-
Show Cause	SC	3	6	6	2	4
Status	ST	1	4	4	2	2
Traffic	T	3	15	16	10	6
Truancy	TR	0	1	1	0	1
Voluntary Continuing Services Agreement	VA	1	1	1	1	-
<b>Juvenile Total</b>		<b>57</b>	<b>166</b>	<b>167</b>	<b>75</b>	<b>92</b>
<b>Isle of Wight Totals</b>		<b>143</b>	<b>372</b>	<b>373</b>	<b>179</b>	<b>194</b>



**CASELOAD STATISTICS OF THE JUVENILE & DOMESTIC RELATIONS COURTS**

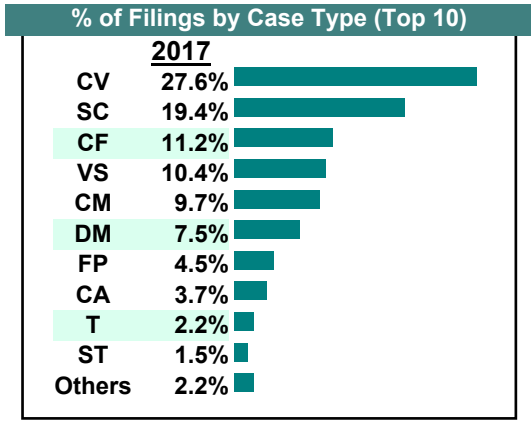
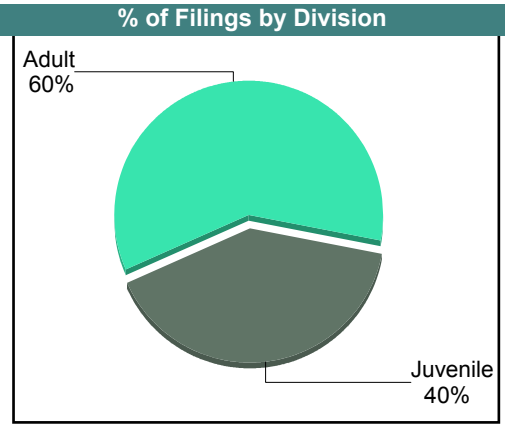
**Isle of Wight**

District: 5

February 2017

		<u>Filings</u>	<u>Hearings</u>	<u>Transactions</u>	<u>Concluded</u>	<u>Cont</u>
<b>Adult</b>						
Capias	CA	5	14	14	6	8
Felony	CF	15	27	27	19	8
Misdemeanor	CM	13	33	33	20	13
Family Abuse - Prot Order	FP	6	7	7	4	3
Protective Order	PC	1	1	1	1	-
Remand Support	RS	1	1	1	1	-
Show Cause	SC	25	67	67	17	50
Civil Support	VS	14	31	31	20	11
<b>Adult Total</b>		<b>80</b>	<b>181</b>	<b>181</b>	<b>88</b>	<b>93</b>
<b>Juvenile</b>						
Custody Visitation	CV	37	68	68	32	36
Felony	DF	1	5	5	0	5
Misdemeanor	DM	10	28	28	6	22
Petition	PT	0	2	2	2	-
Show Cause	SC	1	3	3	2	1
Status	ST	2	6	6	2	4
Traffic	T	3	18	19	8	11
<b>Juvenile Total</b>		<b>54</b>	<b>130</b>	<b>131</b>	<b>52</b>	<b>79</b>
<b>Isle of Wight Totals</b>		<b>134</b>	<b>311</b>	<b>312</b>	<b>140</b>	<b>172</b>

Calendared Filings				
	M	T	W	R
Week 1			■	
Week 2	■	■		■
Week 3	■	■		
Week 4		■		■
Week 5	■	■		



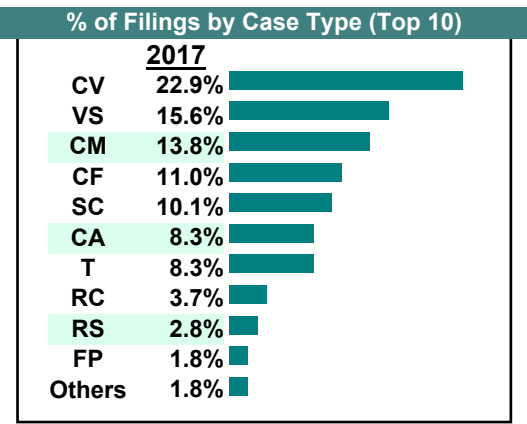
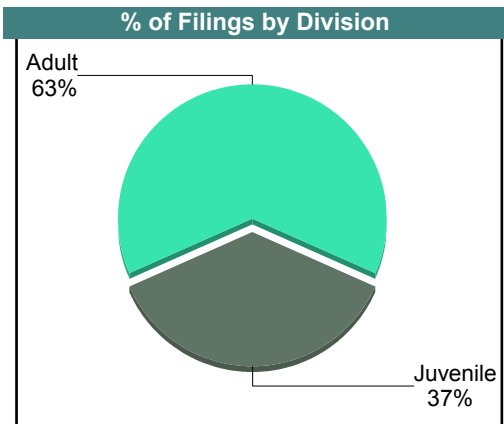

**CASELOAD STATISTICS OF THE JUVENILE & DOMESTIC RELATIONS COURTS**

**Isle of Wight**

District: 5

January 2017

		<u>Filings</u>	<u>Hearings</u>	<u>Transactions</u>	<u>Concluded</u>	<u>Cont</u>
<b>Adult</b>						
Capias	CA	9	24	24	9	15
Felony	CF	12	60	60	10	50
Misdemeanor	CM	15	46	46	19	27
Family Abuse - Prot Order	FP	2	4	4	2	2
Remand Support	RS	3	3	3	3	-
Show Cause	SC	11	60	60	17	43
Civil Support	VS	17	38	38	16	22
<b>Adult Total</b>		<b>69</b>	<b>235</b>	<b>235</b>	<b>76</b>	<b>159</b>
<b>Juvenile</b>						
Custody Visitation	CV	25	79	79	33	46
Felony	DF	0	21	21	6	15
Misdemeanor	DM	1	40	40	16	24
Remand Custody	RC	4	4	4	4	-
Show Cause	SC	0	5	5	0	5
Status	ST	1	2	2	0	2
Traffic	T	9	35	35	9	26
Term Parental Rights	TP	0	1	1	1	-
Truancy	TR	0	2	2	1	1
<b>Juvenile Total</b>		<b>40</b>	<b>189</b>	<b>189</b>	<b>70</b>	<b>119</b>
<b>Isle of Wight Totals</b>		<b>109</b>	<b>424</b>	<b>424</b>	<b>146</b>	<b>278</b>





**CASELOAD STATISTICS OF THE JUVENILE & DOMESTIC RELATIONS COURTS**

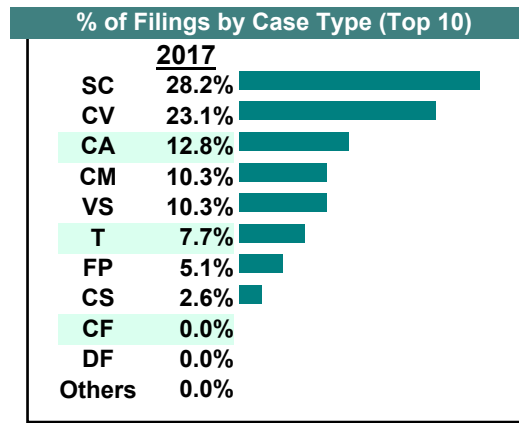
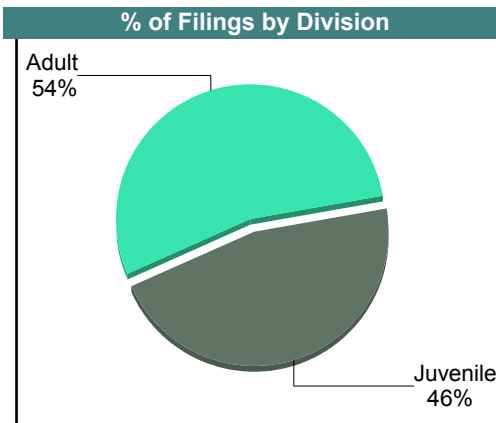
**Southampton**

District: 5

December 2017

		<u>Filings</u>	<u>Hearings</u>	<u>Transactions</u>	<u>Concluded</u>	<u>Cont</u>
<b><u>Adult</u></b>						
Capias	CA	5	12	12	2	10
Felony	CF	0	6	6	1	5
Misdemeanor	CM	4	12	12	6	6
Family Abuse - Prot Order	FP	0	2	2	1	1
Show Cause	SC	8	31	31	3	28
Civil Support	VS	4	15	15	7	8
<b>Adult Total</b>		<b>21</b>	<b>78</b>	<b>78</b>	<b>20</b>	<b>58</b>
<b><u>Juvenile</u></b>						
Child in Need of Services	CS	1	1	1	1	-
Custody Visitation	CV	9	23	23	14	9
Felony	DF	0	3	3	0	3
Misdemeanor	DM	0	5	5	4	1
Family Abuse - Prot Order	FP	2	2	2	2	-
Show Cause	SC	3	3	3	0	3
Traffic	T	3	7	7	2	5
<b>Juvenile Total</b>		<b>18</b>	<b>44</b>	<b>44</b>	<b>23</b>	<b>21</b>
<b>Southampton Totals</b>		<b>39</b>	<b>122</b>	<b>122</b>	<b>43</b>	<b>79</b>

<b>Calendared Filings</b>		
	<b>T</b>	<b>R</b>
Week 1		
Week 2		
Week 3		
Week 4		



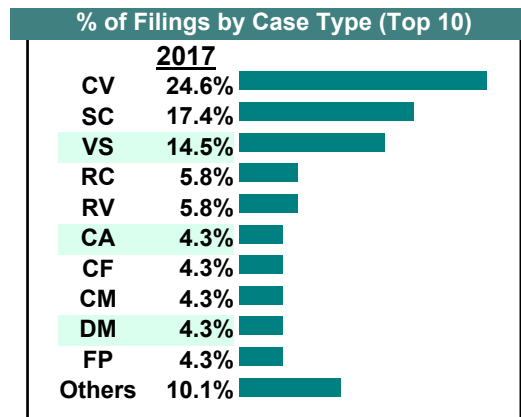
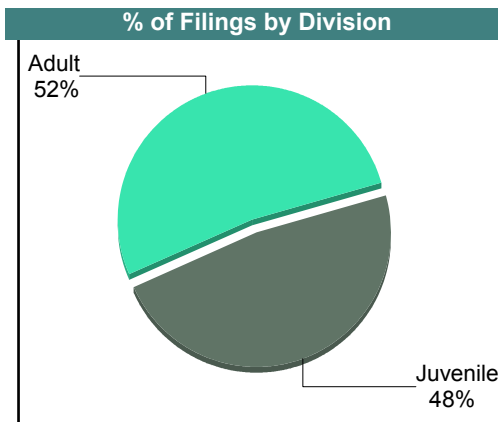

**CASELOAD STATISTICS OF THE JUVENILE & DOMESTIC RELATIONS COURTS**

**Southampton**

District: 5

November 2017

		<u>Filings</u>	<u>Hearings</u>	<u>Transactions</u>	<u>Concluded</u>	<u>Cont</u>
<b>Adult</b>						
Non-Family Abuse Prot Order	AP	1	3	3	2	1
Capias	CA	2	6	6	1	5
Felony	CF	3	7	7	3	4
Misdemeanor	CM	3	17	17	6	11
Family Abuse - Prot Order	FP	3	6	6	2	4
Remand Support	RS	2	2	2	2	-
Show Cause	SC	12	39	39	5	34
Civil Support	VS	10	20	20	9	11
<b>Adult Total</b>		<b>36</b>	<b>100</b>	<b>100</b>	<b>30</b>	<b>70</b>
<b>Juvenile</b>						
Capias	CA	1	1	1	1	-
Custody Visitation	CV	17	35	35	19	16
Felony	DF	0	1	1	0	1
Misdemeanor	DM	3	6	6	2	4
Permanency	PH	1	1	1	1	-
Remand Custody	RC	4	4	4	4	-
Remand Visitation	RV	4	4	4	4	-
Status	ST	1	1	1	1	-
Traffic	T	2	9	9	5	4
<b>Juvenile Total</b>		<b>33</b>	<b>62</b>	<b>62</b>	<b>37</b>	<b>25</b>
<b>Southampton Totals</b>		<b>69</b>	<b>162</b>	<b>162</b>	<b>67</b>	<b>95</b>



**CASELOAD STATISTICS OF THE JUVENILE & DOMESTIC RELATIONS COURTS**

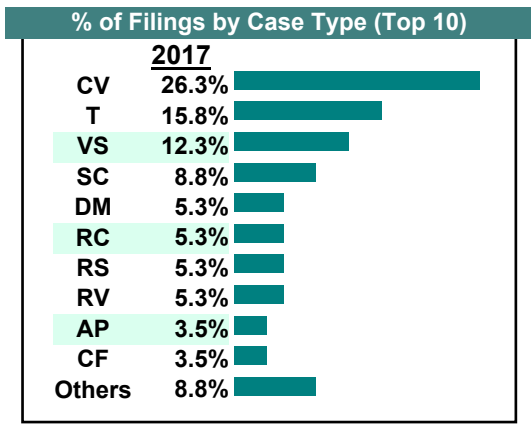
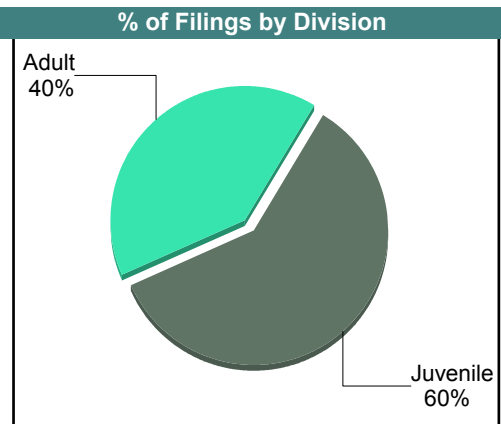
October 2017

**Southampton**

District: 5

		<u>Filings</u>	<u>Hearings</u>	<u>Transactions</u>	<u>Concluded</u>	<u>Cont</u>
<b>Adult</b>						
Non-Family Abuse Prot Order	AP	2	2	2	1	1
Capias	CA	0	2	2	2	-
Felony	CF	2	9	9	7	2
Misdemeanor	CM	1	20	20	15	5
Family Abuse - Prot Order	FP	2	6	6	2	4
Motion - Prot Order	MP	1	1	1	1	-
Remand Support	RS	3	3	3	3	-
Show Cause	SC	5	18	18	4	14
Civil Support	VS	7	11	11	8	3
<b>Adult Total</b>		<b>23</b>	<b>72</b>	<b>72</b>	<b>43</b>	<b>29</b>
<b>Juvenile</b>						
Custody Visitation	CV	15	28	28	18	10
Felony	DF	0	6	6	6	-
Misdemeanor	DM	3	6	6	3	3
Foster Care Review	FC	1	1	1	1	-
Remand Custody	RC	3	3	3	3	-
Remand Visitation	RV	3	3	3	3	-
Traffic	T	9	17	18	10	8
<b>Juvenile Total</b>		<b>34</b>	<b>64</b>	<b>65</b>	<b>44</b>	<b>21</b>
<b>Southampton Totals</b>		<b>57</b>	<b>136</b>	<b>137</b>	<b>87</b>	<b>50</b>

Calendared Filings				
	T	W	R	F
Week 1				
Week 2				
Week 3				
Week 4				



**CASELOAD STATISTICS OF THE JUVENILE & DOMESTIC RELATIONS COURTS**

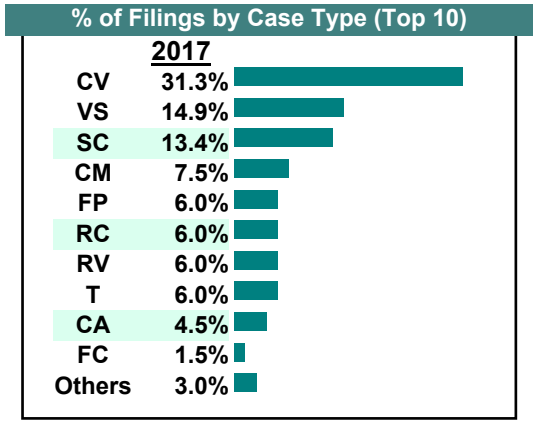
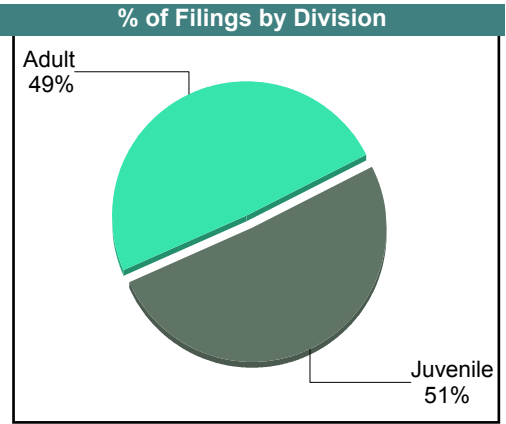
September 2017

**Southampton**

District: 5

		<u>Filings</u>	<u>Hearings</u>	<u>Transactions</u>	<u>Concluded</u>	<u>Cont</u>
<b><u>Adult</u></b>						
Capias	CA	3	8	8	0	8
Felony	CF	0	4	4	1	3
Misdemeanor	CM	5	18	18	5	13
Family Abuse - Prot Order	FP	4	8	8	4	4
Remand Support	RS	1	1	1	1	-
Show Cause	SC	9	21	21	3	18
SL/Other	SL	1	1	1	1	-
Civil Support	VS	10	22	22	12	10
<b>Adult Total</b>		<b>33</b>	<b>83</b>	<b>83</b>	<b>27</b>	<b>56</b>
<b><u>Juvenile</u></b>						
Custody Visitation	CV	21	38	38	20	18
Felony	DF	0	8	8	0	8
Misdemeanor	DM	0	9	9	6	3
Foster Care Review	FC	1	1	1	1	-
Remand Custody	RC	4	4	4	4	-
Remand Visitation	RV	4	4	4	4	-
Traffic	T	4	5	5	1	4
<b>Juvenile Total</b>		<b>34</b>	<b>69</b>	<b>69</b>	<b>36</b>	<b>33</b>
<b>Southampton Totals</b>		<b>67</b>	<b>152</b>	<b>152</b>	<b>63</b>	<b>89</b>

<b>Calendared Filings</b>			
	<b>T</b>	<b>W</b>	<b>R</b>
Week 1			
Week 2			
Week 3			
Week 4			



**CASELOAD STATISTICS OF THE JUVENILE & DOMESTIC RELATIONS COURTS**

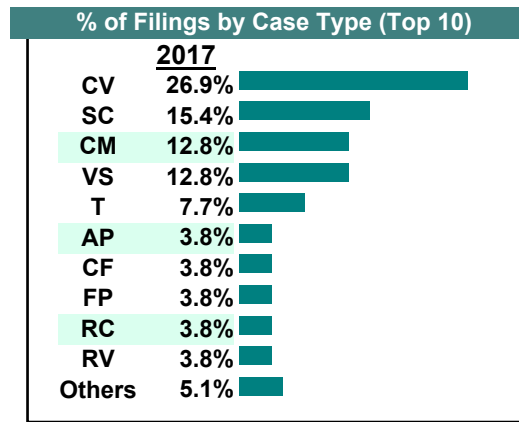
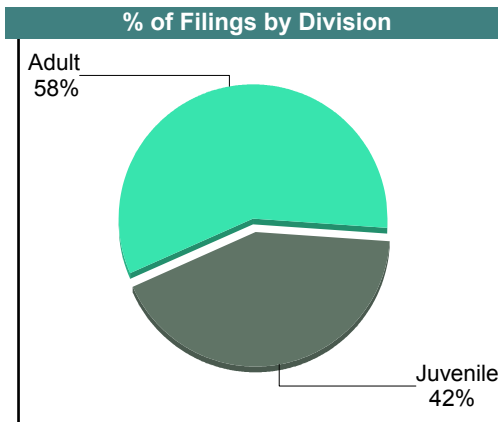
**Southampton**

District: 5

August 2017

		<u>Filings</u>	<u>Hearings</u>	<u>Transactions</u>	<u>Concluded</u>	<u>Cont</u>
<b>Adult</b>						
Non-Family Abuse Prot Order	AP	3	4	4	3	1
Capias	CA	2	8	8	2	6
Felony	CF	3	21	21	12	9
Misdemeanor	CM	10	30	30	10	20
Family Abuse - Prot Order	FP	3	9	9	4	5
Remand Support	RS	2	2	2	2	-
Show Cause	SC	12	39	39	7	32
Civil Support	VS	10	29	29	14	15
<b>Adult Total</b>		<b>45</b>	<b>142</b>	<b>142</b>	<b>54</b>	<b>88</b>
<b>Juvenile</b>						
Custody Visitation	CV	21	64	64	28	36
Felony	DF	0	20	20	11	9
Misdemeanor	DM	0	18	18	7	11
Permanency	PH	0	1	1	1	-
Remand Custody	RC	3	3	3	3	-
Remand Visitation	RV	3	3	3	3	-
Show Cause	SC	0	2	2	1	1
Traffic	T	6	7	8	4	4
<b>Juvenile Total</b>		<b>33</b>	<b>118</b>	<b>119</b>	<b>58</b>	<b>61</b>
<b>Southampton Totals</b>		<b>78</b>	<b>260</b>	<b>261</b>	<b>112</b>	<b>149</b>

Calendared Filings				
	M	T	W	R
Week 1				
Week 2				
Week 3				
Week 4				
Week 5				



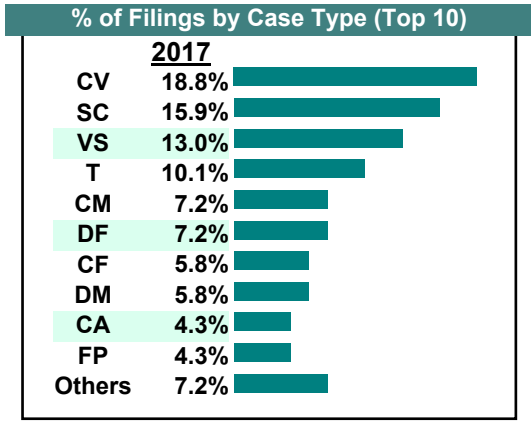
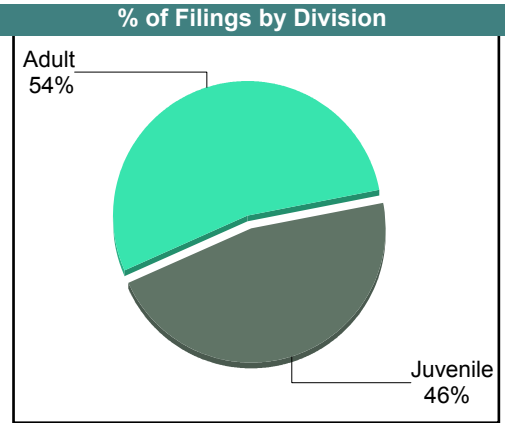

**CASELOAD STATISTICS OF THE JUVENILE & DOMESTIC RELATIONS COURTS**

July 2017

**Southampton**

District: 5

		<u>Filings</u>	<u>Hearings</u>	<u>Transactions</u>	<u>Concluded</u>	<u>Cont</u>
<b>Adult</b>						
Capias	CA	3	7	7	3	4
Felony	CF	4	16	16	1	15
Misdemeanor	CM	5	27	27	8	19
Family Abuse - Prot Order	FP	3	6	6	2	4
Remand Support	RS	2	2	2	2	-
Show Cause	SC	11	24	24	9	15
Civil Support	VS	9	26	26	17	9
<b>Adult Total</b>		<b>37</b>	<b>108</b>	<b>108</b>	<b>42</b>	<b>66</b>
<b>Juvenile</b>						
Custody Visitation	CV	13	40	40	17	23
Felony	DF	5	12	12	2	10
Misdemeanor	DM	4	21	21	7	14
Permanency	PH	1	1	1	0	1
Remand Custody	RC	1	1	1	1	-
Remand Visitation	RV	1	1	1	1	-
Traffic	T	7	7	8	3	5
<b>Juvenile Total</b>		<b>32</b>	<b>83</b>	<b>84</b>	<b>31</b>	<b>53</b>
<b>Southampton Totals</b>		<b>69</b>	<b>191</b>	<b>192</b>	<b>73</b>	<b>119</b>



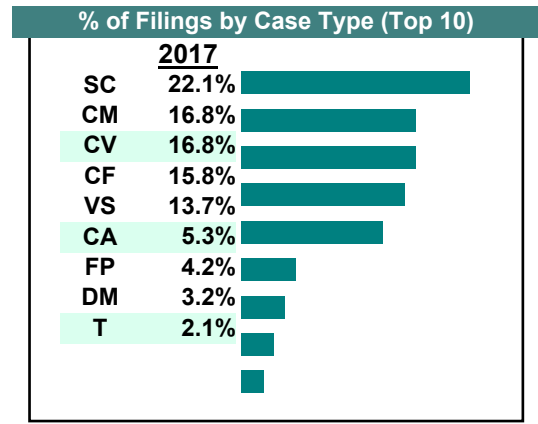
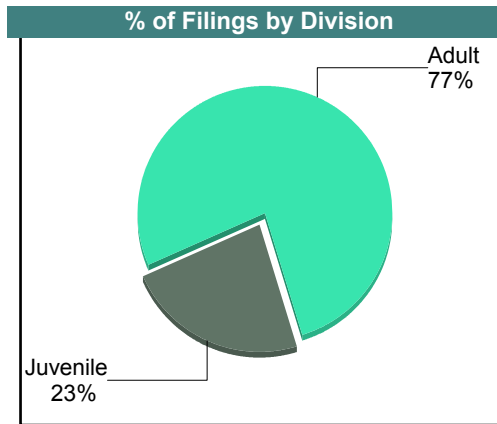

**CASELOAD STATISTICS OF THE JUVENILE & DOMESTIC RELATIONS COURTS**

June 2017

**Southampton**

District: 5

		<u>Filings</u>	<u>Hearings</u>	<u>Transactions</u>	<u>Concluded</u>	<u>Cont</u>
<b>Adult</b>						
Capias	CA	5	9	9	2	7
Felony	CF	15	26	26	4	22
Misdemeanor	CM	16	36	36	7	29
Family Abuse - Prot Order	FP	4	7	7	1	6
Show Cause	SC	20	46	46	15	31
Civil Support	VS	13	26	26	9	17
<b>Adult Total</b>		<b>73</b>	<b>150</b>	<b>150</b>	<b>38</b>	<b>112</b>
<b>Juvenile</b>						
Custody Visitation	CV	16	37	37	9	28
Misdemeanor	DM	3	6	6	3	3
Show Cause	SC	1	1	1	1	-
Traffic	T	2	7	7	7	-
<b>Juvenile Total</b>		<b>22</b>	<b>51</b>	<b>51</b>	<b>20</b>	<b>31</b>
<b>Southampton Totals</b>		<b>95</b>	<b>201</b>	<b>201</b>	<b>58</b>	<b>143</b>



**CASELOAD STATISTICS OF THE JUVENILE & DOMESTIC RELATIONS COURTS**

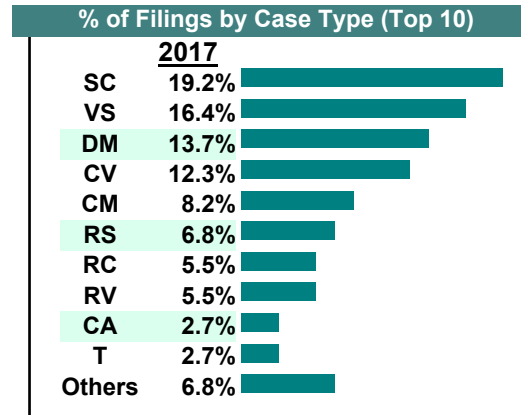
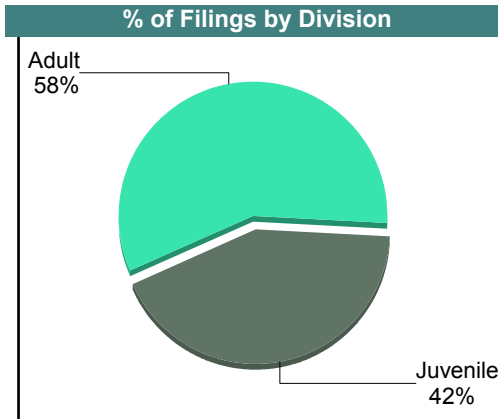
May 2017

**Southampton**

District: 5

		<u>Filings</u>	<u>Hearings</u>	<u>Transactions</u>	<u>Concluded</u>	<u>Cont</u>
<b>Adult</b>						
Capias	CA	2	4	4	0	4
Felony	CF	1	9	9	5	4
Misdemeanor	CM	6	23	23	8	15
Family Abuse - Prot Order	FP	1	2	2	1	1
Motion - Prot Order	MP	1	1	1	1	-
Remand Support	RS	5	5	5	5	-
Show Cause	SC	14	27	27	4	23
Civil Support	VS	12	35	35	17	18
<b>Adult Total</b>		<b>42</b>	<b>106</b>	<b>106</b>	<b>41</b>	<b>65</b>
<b>Juvenile</b>						
Custody Visitation	CV	9	35	35	19	16
Felony	DF	0	5	5	4	1
Misdemeanor	DM	10	20	20	9	11
Initial Foster Care	IF	1	1	1	1	-
Permanency	PH	1	1	1	1	-
Remand Custody	RC	4	4	4	4	-
Remand Visitation	RV	4	4	4	4	-
Show Cause	SC	0	1	1	0	1
Traffic	T	2	4	4	2	2
Truancy	TR	0	1	1	1	-
<b>Juvenile Total</b>		<b>31</b>	<b>76</b>	<b>76</b>	<b>45</b>	<b>31</b>
<b>Southampton Totals</b>		<b>73</b>	<b>182</b>	<b>182</b>	<b>86</b>	<b>96</b>

Calendared Filings					
	M	T	W	R	F
Week 1					
Week 2					
Week 3					
Week 4					
Week 5					

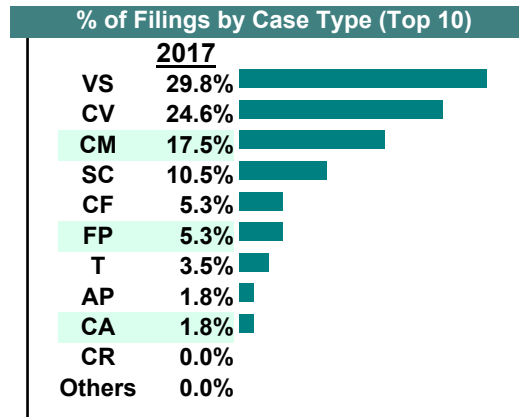
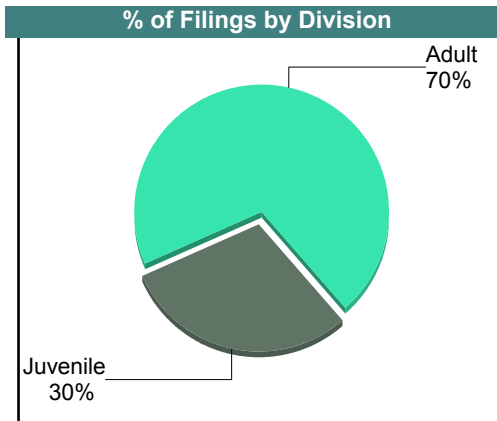




April 2017

		<u>Filings</u>	<u>Hearings</u>	<u>Transactions</u>	<u>Concluded</u>	<u>Cont</u>
<b>Adult</b>						
Non-Family Abuse Prot Order	AP	1	2	2	1	1
Capias	CA	1	3	3	1	2
Felony	CF	3	6	6	0	6
Misdemeanor	CM	10	24	24	8	16
Family Abuse - Prot Order	FP	3	5	5	2	3
Show Cause	SC	5	18	18	10	8
SL/Other	SL	0	1	1	1	-
Civil Support	VS	17	26	26	7	19
<b>Adult Total</b>		<b>40</b>	<b>85</b>	<b>85</b>	<b>30</b>	<b>55</b>
<b>Juvenile</b>						
Custody Relief	CR	0	1	1	1	-
Custody Visitation	CV	14	59	59	7	52
Felony	DF	0	5	5	1	4
Misdemeanor	DM	0	6	6	3	3
Show Cause	SC	1	1	1	0	1
Traffic	T	2	7	7	4	3
Truancy	TR	0	1	1	0	1
<b>Juvenile Total</b>		<b>17</b>	<b>80</b>	<b>80</b>	<b>16</b>	<b>64</b>
<b>Southampton Totals</b>		<b>57</b>	<b>165</b>	<b>165</b>	<b>46</b>	<b>119</b>

Calendared Filings					
	M	T	W	R	F
Week 1					
Week 2					
Week 3					
Week 4					



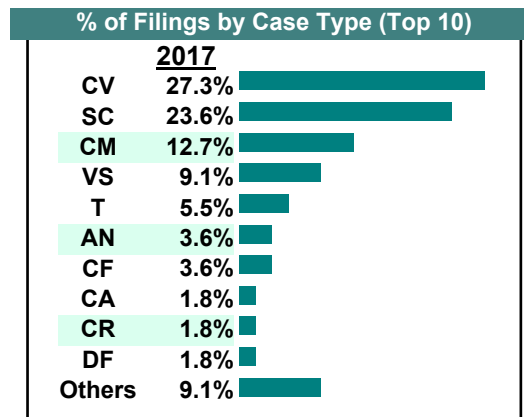
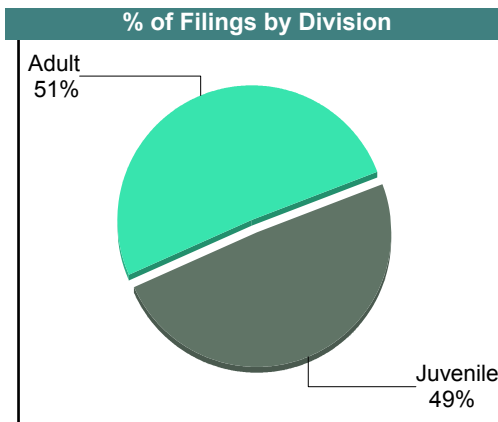

CASELOAD STATISTICS OF THE JUVENILE & DOMESTIC RELATIONS COURTS

Southampton

District: 5

March 2017

		Filings	Hearings	Transactions	Concluded	Cont
<b>Adult</b>						
Capias	CA	1	1	1	0	1
Felony	CF	2	12	12	3	9
Misdemeanor	CM	7	26	26	8	18
Family Abuse - Prot Order	FP	0	1	1	1	-
Show Cause	SC	13	31	31	10	21
SL/Other	SL	0	1	1	0	1
Civil Support	VS	5	15	15	6	9
<b>Adult Total</b>		<b>28</b>	<b>87</b>	<b>87</b>	<b>28</b>	<b>59</b>
<b>Juvenile</b>						
Abuse or Neglect	AN	2	4	4	2	2
Custody Relief	CR	1	1	1	0	1
Custody Visitation	CV	15	34	34	14	20
Felony	DF	1	12	12	1	11
Misdemeanor	DM	1	15	15	4	11
Foster Care Review	FC	1	1	1	1	-
Permanency	PH	1	1	1	1	-
Status	ST	1	1	1	1	-
Traffic	T	3	10	10	4	6
Truancy	TR	1	2	2	0	2
<b>Juvenile Total</b>		<b>27</b>	<b>81</b>	<b>81</b>	<b>28</b>	<b>53</b>
<b>Southampton Totals</b>		<b>55</b>	<b>168</b>	<b>168</b>	<b>56</b>	<b>112</b>



**CASELOAD STATISTICS OF THE JUVENILE & DOMESTIC RELATIONS COURTS**

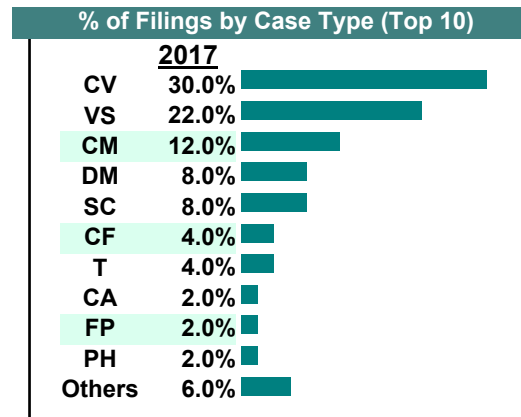
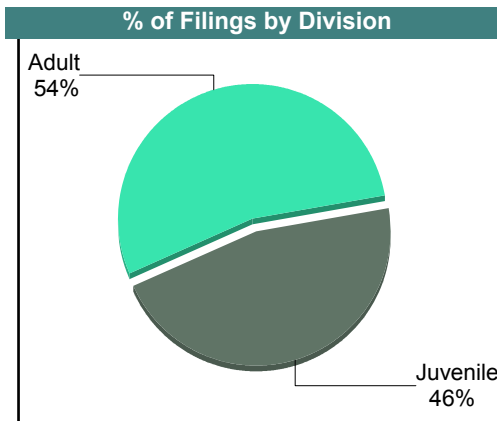
February 2017

**Southampton**

District: 5

		<u>Filings</u>	<u>Hearings</u>	<u>Transactions</u>	<u>Concluded</u>	<u>Cont</u>
<b><u>Adult</u></b>						
Capias	CA	1	2	2	2	-
Felony	CF	2	5	5	2	3
Misdemeanor	CM	6	36	36	15	21
Family Abuse - Prot Order	FP	1	2	2	1	1
Remand Support	RS	1	1	1	1	-
Show Cause	SC	4	9	9	4	5
SL/Other	SL	1	1	1	0	1
Civil Support	VS	11	18	18	9	9
<b>Adult Total</b>		<b>27</b>	<b>74</b>	<b>74</b>	<b>34</b>	<b>40</b>
<b><u>Juvenile</u></b>						
Custody Visitation	CV	15	27	27	7	20
Felony	DF	0	8	8	0	8
Misdemeanor	DM	4	25	25	7	18
Permanency	PH	1	1	1	1	-
Remand Custody	RC	1	1	1	1	-
Traffic	T	2	5	6	3	3
<b>Juvenile Total</b>		<b>23</b>	<b>67</b>	<b>68</b>	<b>19</b>	<b>49</b>
<b>Southampton Totals</b>		<b>50</b>	<b>141</b>	<b>142</b>	<b>53</b>	<b>89</b>

Calendared Filings					
	M	T	W	R	F
Week 1					
Week 2					
Week 3					
Week 4					
Week 5					



**CASELOAD STATISTICS OF THE JUVENILE & DOMESTIC RELATIONS COURTS**

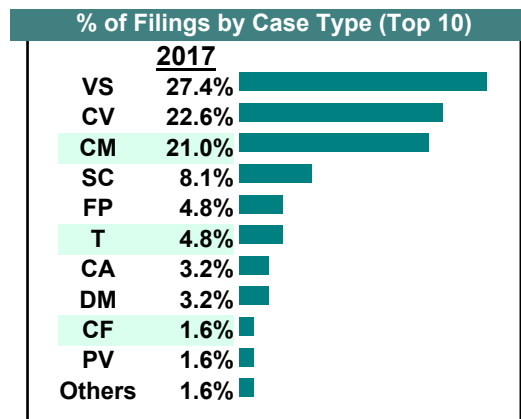
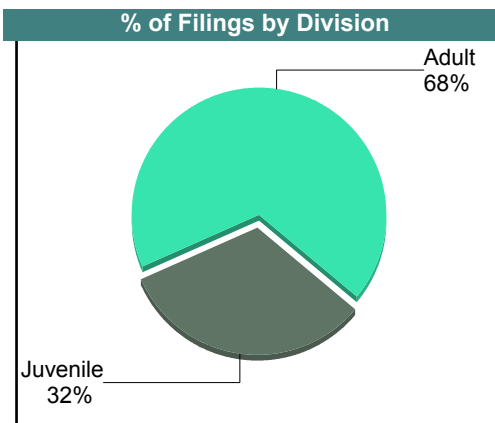
**Southampton**

District: 5

January 2017

		<u>Filings</u>	<u>Hearings</u>	<u>Transactions</u>	<u>Concluded</u>	<u>Cont</u>
<b><u>Adult</u></b>						
Capias	CA	2	6	6	2	4
Felony	CF	1	9	9	1	8
Misdemeanor	CM	13	32	32	13	19
Family Abuse - Prot Order	FP	3	10	10	6	4
Violation of PO	PV	1	1	1	1	-
Show Cause	SC	5	22	22	8	14
Civil Support	VS	17	28	28	10	18
<b>Adult Total</b>		<b>42</b>	<b>108</b>	<b>108</b>	<b>41</b>	<b>67</b>
<b><u>Juvenile</u></b>						
Custody Visitation	CV	14	39	39	19	20
Felony	DF	0	6	6	0	6
Misdemeanor	DM	2	7	7	0	7
Traffic	T	3	4	4	0	4
Voluntary Continuing Services Agreement	VA	1	1	1	1	-
<b>Juvenile Total</b>		<b>20</b>	<b>57</b>	<b>57</b>	<b>20</b>	<b>37</b>
<b>Southampton Totals</b>		<b>62</b>	<b>165</b>	<b>165</b>	<b>61</b>	<b>104</b>

Calendared Filings				
	M	T	W	R
Week 1				
Week 2				
Week 3				
Week 4				
Week 5				

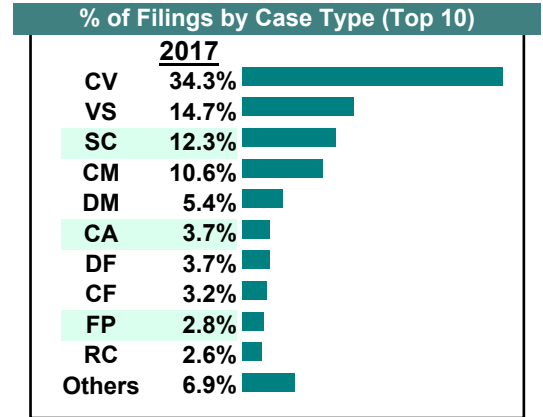
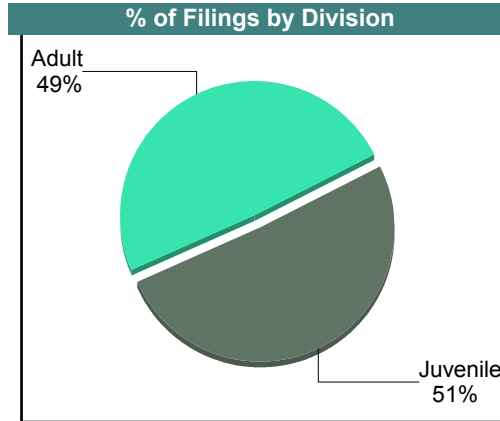



# CASELOAD STATISTICS OF THE JUVENILE & DOMESTIC RELATIONS COURTS

December 2017

**Suffolk**  
District: 5

		<u>Filings</u>	<u>Hearings</u>	<u>Transactions</u>	<u>Concluded</u>	<u>Cont</u>
<b><u>Adult</u></b>						
Capias	CA	17	40	40	23	17
Felony	CF	15	47	47	14	33
Misdemeanor	CM	49	125	125	41	84
Family Abuse - Prot Order	FP	13	26	26	8	18
Remand Support	RS	10	10	10	10	-
Show Cause	SC	56	139	139	59	80
Civil Support	VS	68	89	89	63	26
<b>Adult Total</b>		<b>228</b>	<b>476</b>	<b>476</b>	<b>218</b>	<b>258</b>
<b><u>Juvenile</u></b>						
Abuse or Neglect	AN	0	21	21	1	20
Capias	CA	0	2	2	1	1
Custody Visitation	CV	159	247	247	143	104
Felony	DF	17	56	56	16	40
Misdemeanor	DM	25	78	78	24	54
Foster Care Review	FC	2	2	2	1	-
Permanency	PH	1	1	1	1	-
Remand Custody	RC	12	12	12	12	-
Remand Visitation	RV	12	12	12	12	-
Show Cause	SC	1	3	3	2	1
Status	ST	3	9	9	2	7
Traffic	T	4	12	15	10	5
<b>Juvenile Total</b>		<b>236</b>	<b>455</b>	<b>458</b>	<b>225</b>	<b>232</b>
<b>Suffolk Totals</b>		<b>464</b>	<b>931</b>	<b>934</b>	<b>443</b>	<b>490</b>



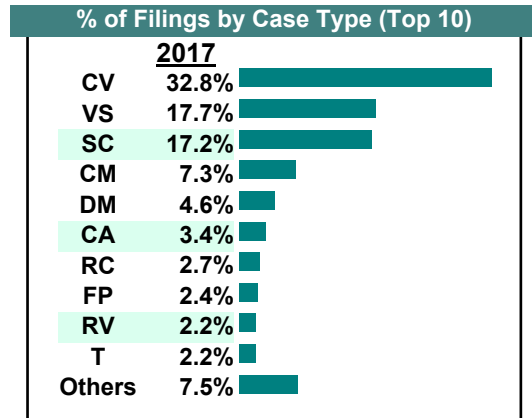
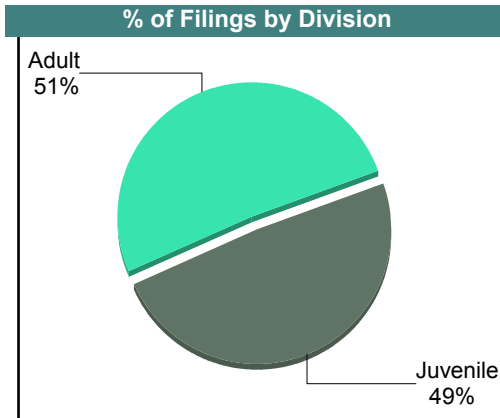
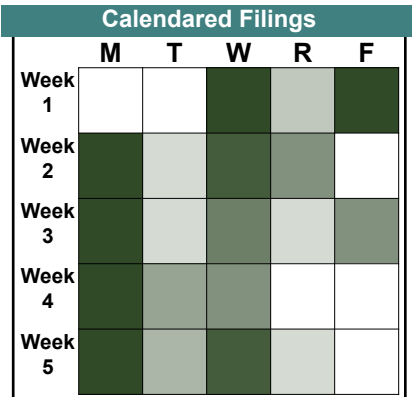
CASELOAD STATISTICS OF THE JUVENILE & DOMESTIC RELATIONS COURTS

November 2017

Suffolk

District: 5

		<u>Filings</u>	<u>Hearings</u>	<u>Transactions</u>	<u>Concluded</u>	<u>Cont</u>
<b>Adult</b>						
Non-Family Abuse Prot Order	AP	1	2	2	1	1
Capias	CA	14	42	42	20	22
Felony	CF	5	27	27	5	22
Misdemeanor	CM	30	103	103	35	68
Family Abuse - Prot Order	FP	9	18	18	8	10
Motion - Prot Order	MP	2	2	2	2	-
Remand Support	RS	7	9	9	9	-
Show Cause	SC	70	154	154	42	112
SL/Other	SL	0	1	1	1	-
Civil Support	VS	73	106	106	65	41
<b>Adult Total</b>		<b>211</b>	<b>464</b>	<b>464</b>	<b>188</b>	<b>276</b>
<b>Juvenile</b>						
Abuse or Neglect	AN	1	25	25	4	21
Non-Family Abuse Prot Order	AP	2	4	4	2	2
Custody Visitation	CV	135	193	193	120	73
Felony	DF	6	72	72	12	60
Misdemeanor	DM	19	81	81	11	70
Family Abuse - Prot Order	FP	1	2	2	1	1
Initial Foster Care	IF	4	4	4	4	-
Petition	PT	0	3	3	3	-
Remand Custody	RC	11	15	15	15	-
Remand Visitation	RV	9	13	13	13	-
Show Cause	SC	1	3	3	3	-
Status	ST	3	8	8	3	5
Traffic	T	9	11	17	9	8
<b>Juvenile Total</b>		<b>201</b>	<b>434</b>	<b>440</b>	<b>200</b>	<b>240</b>
<b>Suffolk Totals</b>		<b>412</b>	<b>898</b>	<b>904</b>	<b>388</b>	<b>516</b>



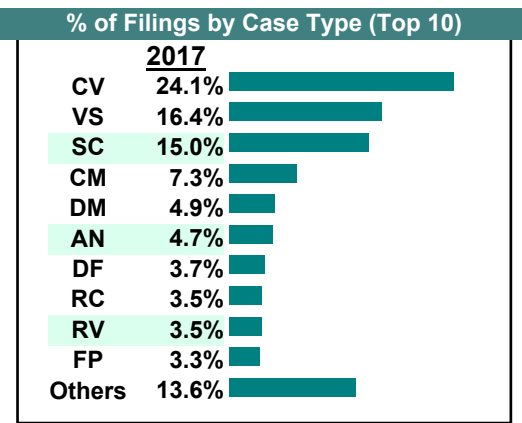
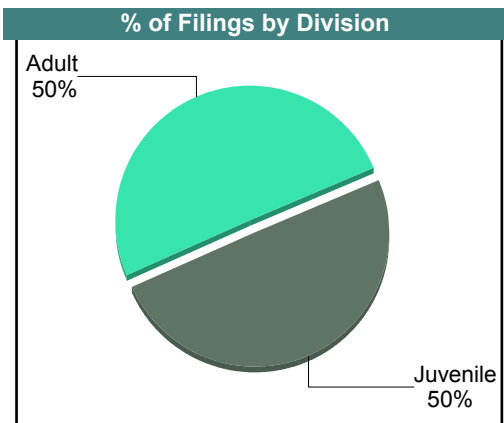

**CASELOAD STATISTICS OF THE JUVENILE & DOMESTIC RELATIONS COURTS**

October 2017

**Suffolk**

District: 5

		<u>Filings</u>	<u>Hearings</u>	<u>Transactions</u>	<u>Concluded</u>	<u>Cont</u>
<b><u>Adult</u></b>						
Non-Family Abuse Prot Order	AP	1	1	1	1	-
Capias	CA	12	49	49	21	28
Felony	CF	13	59	59	14	45
Misdemeanor	CM	31	111	111	39	72
Family Abuse - Prot Order	FP	14	30	30	15	15
Motion - Prot Order	MP	2	2	2	2	-
Remand Support	RS	9	9	9	8	1
Show Cause	SC	63	146	146	63	83
SL/Other	SL	0	2	2	0	2
Civil Support	VS	70	105	105	74	31
<b>Adult Total</b>		<b>215</b>	<b>514</b>	<b>514</b>	<b>237</b>	<b>277</b>
<b><u>Juvenile</u></b>						
Abuse or Neglect	AN	20	24	24	0	24
Non-Family Abuse Prot Order	AP	2	5	5	3	2
Capias	CA	1	2	2	0	2
Custody Visitation	CV	103	203	203	117	86
Felony	DF	16	82	82	10	72
Misdemeanor	DM	21	177	177	84	93
Foster Care Review	FC	1	1	1	1	-
Initial Foster Care	IF	1	1	1	1	-
Petition	PT	2	4	4	4	-
Remand Custody	RC	15	15	15	13	2
Remand Visitation	RV	15	15	15	13	2
Show Cause	SC	1	3	3	0	3
Status	ST	1	22	22	10	12
Traffic	T	11	24	26	13	13
Voluntary Continuing Services Agreement	VA	2	2	2	2	-
<b>Juvenile Total</b>		<b>212</b>	<b>580</b>	<b>582</b>	<b>271</b>	<b>311</b>
<b>Suffolk Totals</b>		<b>427</b>	<b>1,094</b>	<b>1,096</b>	<b>508</b>	<b>588</b>



**CASELOAD STATISTICS OF THE JUVENILE & DOMESTIC RELATIONS COURTS**

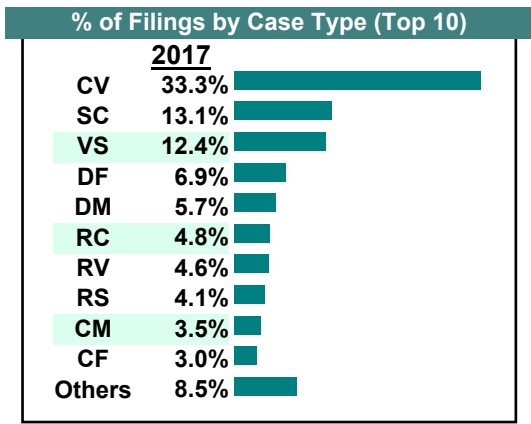
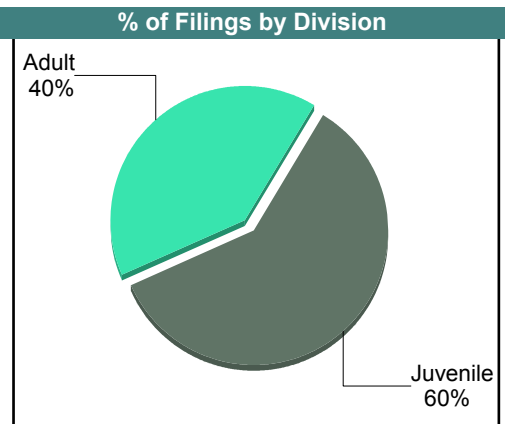
September 2017

**Suffolk**

District: 5

		<u>Filings</u>	<u>Hearings</u>	<u>Transactions</u>	<u>Concluded</u>	<u>Cont</u>
<b><u>Adult</u></b>						
Capias	CA	15	54	54	18	36
Felony	CF	17	58	58	21	37
Misdemeanor	CM	20	132	132	61	71
Family Abuse - Prot Order	FP	8	32	32	16	16
Motion - Prot Order	MP	1	3	3	2	1
Remand Support	RS	23	23	23	23	-
Show Cause	SC	73	151	151	49	102
Civil Support	VS	70	121	121	80	41
<b>Adult Total</b>		<b>227</b>	<b>574</b>	<b>574</b>	<b>270</b>	<b>304</b>
<b><u>Juvenile</u></b>						
Abuse or Neglect	AN	4	9	9	1	8
Non-Family Abuse Prot Order	AP	1	1	1	0	1
Custody Visitation	CV	188	229	229	151	78
Felony	DF	39	89	89	20	69
Misdemeanor	DM	32	119	119	46	73
Foster Care Review	FC	1	1	1	1	-
Initial Foster Care	IF	1	1	1	1	-
Permanency	PH	0	1	1	1	-
Petition	PT	1	2	2	1	1
Remand Custody	RC	27	27	27	27	-
Remand Visitation	RV	26	26	26	26	-
Show Cause	SC	1	2	2	1	1
Status	ST	3	17	17	10	7
Traffic	T	13	16	19	7	12
<b>Juvenile Total</b>		<b>337</b>	<b>540</b>	<b>543</b>	<b>293</b>	<b>250</b>
<b>Suffolk Totals</b>		<b>564</b>	<b>1,114</b>	<b>1,117</b>	<b>563</b>	<b>554</b>

Calendared Filings					
	M	T	W	R	F
Week 1					
Week 2					
Week 3					
Week 4					
Week 5					





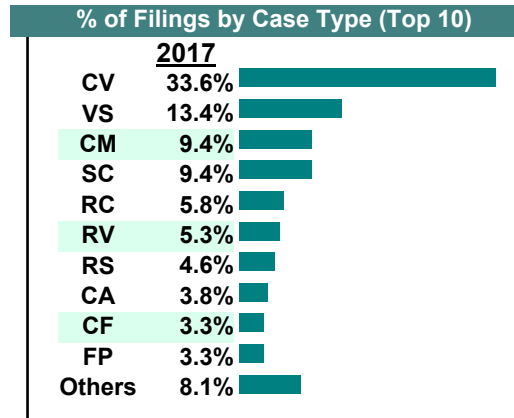
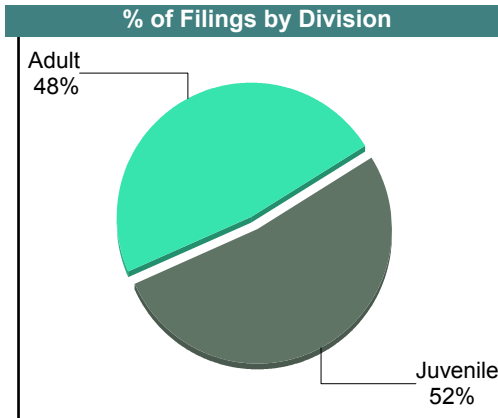
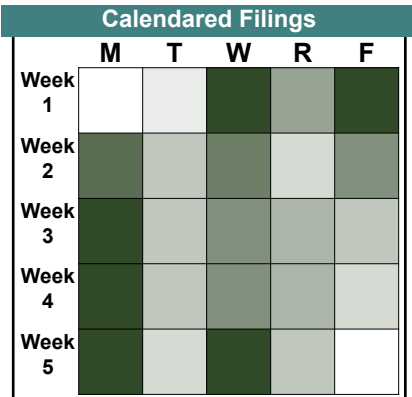
# CASELOAD STATISTICS OF THE JUVENILE & DOMESTIC RELATIONS COURTS

Suffolk

District: 5

August 2017

		<u>Filings</u>	<u>Hearings</u>	<u>Transactions</u>	<u>Concluded</u>	<u>Cont</u>
<b>Adult</b>						
Capias	CA	22	46	46	17	29
Felony	CF	19	69	69	21	48
Misdemeanor	CM	55	187	187	69	118
Family Abuse - Prot Order	FP	19	36	36	15	21
Motion - Prot Order	MP	5	6	6	3	3
Remand Support	RS	27	27	27	27	-
Show Cause	SC	53	150	150	58	92
Civil Support	VS	78	114	114	72	42
<b>Adult Total</b>		<b>278</b>	<b>635</b>	<b>635</b>	<b>282</b>	<b>353</b>
<b>Juvenile</b>						
Abuse or Neglect	AN	1	3	3	1	2
Non-Family Abuse Prot Order	AP	0	1	1	1	-
Custody Relief	CR	0	2	2	2	-
Custody Visitation	CV	196	290	290	178	112
Felony	DF	6	98	98	18	80
Misdemeanor	DM	15	154	154	35	119
Foster Care Review	FC	1	1	1	1	-
Initial Foster Care	IF	2	2	2	2	-
Permanency	PH	2	3	3	1	2
Petition	PT	4	8	8	4	4
Remand Custody	RC	34	34	34	34	-
Remand Visitation	RV	31	31	31	31	-
Show Cause	SC	2	4	4	1	3
Status	ST	2	22	22	7	15
Traffic	T	9	20	22	10	12
<b>Juvenile Total</b>		<b>305</b>	<b>673</b>	<b>675</b>	<b>326</b>	<b>349</b>
<b>Suffolk Totals</b>		<b>583</b>	<b>1,308</b>	<b>1,310</b>	<b>608</b>	<b>702</b>



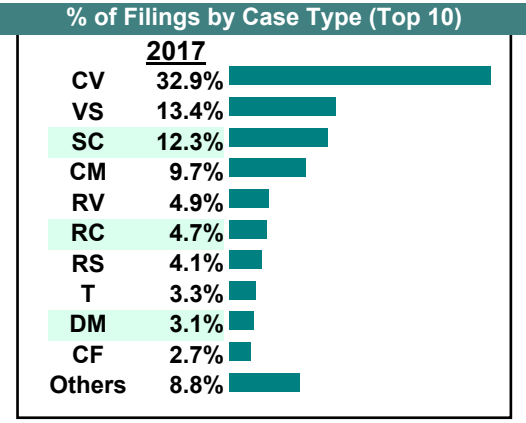
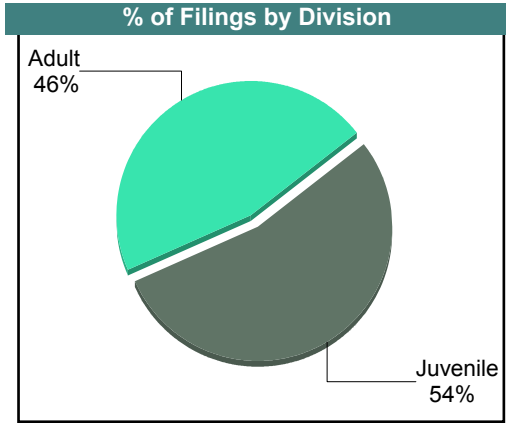

# CASELOAD STATISTICS OF THE JUVENILE & DOMESTIC RELATIONS COURTS

July 2017

Suffolk

District: 5

		<u>Filings</u>	<u>Hearings</u>	<u>Transactions</u>	<u>Concluded</u>	<u>Cont</u>
<b>Adult</b>						
Bond Forfeiture	BF	0	1	1	1	-
Capias	CA	8	40	40	17	23
Felony	CF	13	43	43	13	30
Misdemeanor	CM	47	149	149	40	109
Family Abuse - Prot Order	FP	12	22	22	9	13
Motion - Prot Order	MP	1	1	1	1	-
Remand Support	RS	20	22	22	21	1
Show Cause	SC	58	141	141	54	86
Civil Support	VS	65	103	103	73	30
<b>Adult Total</b>		<b>224</b>	<b>522</b>	<b>522</b>	<b>229</b>	<b>292</b>
<b>Juvenile</b>						
Abuse or Neglect	AN	0	1	1	0	1
Non-Family Abuse Prot Order	AP	1	2	2	1	1
Custody Relief	CR	2	2	2	0	2
Custody Visitation	CV	160	227	227	138	88
Felony	DF	9	95	95	38	57
Misdemeanor	DM	15	151	151	29	122
Initial Foster Care	IF	1	1	1	1	-
Petition	PT	1	2	2	0	2
Remand Custody	RC	23	28	28	26	2
Remand Visitation	RV	24	27	27	25	2
Show Cause	SC	2	4	4	1	3
Status	ST	7	16	16	1	15
Traffic	T	16	29	32	13	19
Voluntary Continuing Services Agreement	VA	1	1	1	1	-
<b>Juvenile Total</b>		<b>262</b>	<b>586</b>	<b>589</b>	<b>274</b>	<b>314</b>
<b>Suffolk Totals</b>		<b>486</b>	<b>1,108</b>	<b>1,111</b>	<b>503</b>	<b>606</b>



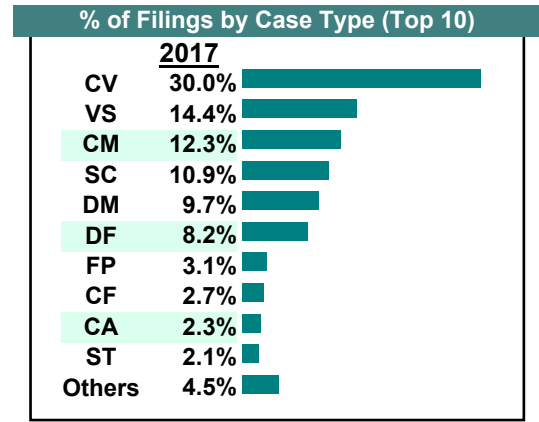
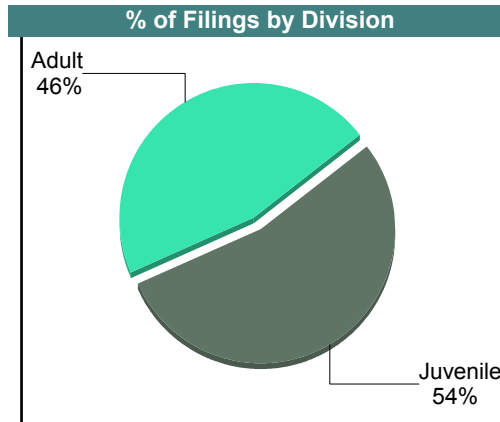
# CASELOAD STATISTICS OF THE JUVENILE & DOMESTIC RELATIONS COURTS

June 2017

Suffolk  
District: 5

		<u>Filings</u>	<u>Hearings</u>	<u>Transactions</u>	<u>Concluded</u>	<u>Cont</u>
<b><u>Adult</u></b>						
Bond Forfeiture	BF	3	3	3	2	1
Capias	CA	11	42	42	18	24
Felony	CF	13	44	44	12	32
Misdemeanor	CM	60	193	193	50	143
Family Abuse - Prot Order	FP	15	28	28	12	16
Motion - Prot Order	MP	2	2	2	2	-
Remand Support	RS	1	1	1	1	-
Show Cause	SC	50	139	139	65	74
Civil Support	VS	70	100	100	72	28
<b>Adult Total</b>		<b>225</b>	<b>552</b>	<b>552</b>	<b>234</b>	<b>318</b>
<b><u>Juvenile</u></b>						
Abuse or Neglect	AN	1	2	2	0	2
Non-Family Abuse Prot Order	AP	1	5	5	3	2
Capias	CA	0	1	1	1	-
Custody Visitation	CV	146	218	218	147	71
Felony	DF	40	124	124	5	119
Misdemeanor	DM	47	269	269	46	223
Petition	PT	0	2	2	1	1
Remand Custody	RC	3	3	3	3	-
Remand Visitation	RV	3	3	3	3	-
Show Cause	SC	3	6	6	5	1
Status	ST	10	39	39	10	29
Traffic	T	7	18	19	7	12
Voluntary Continuing Services Agreement	VA	1	1	1	1	-
<b>Juvenile Total</b>		<b>262</b>	<b>691</b>	<b>692</b>	<b>232</b>	<b>460</b>
<b>Suffolk Totals</b>		<b>487</b>	<b>1,243</b>	<b>1,244</b>	<b>466</b>	<b>778</b>

Calendared Filings					
	M	T	W	R	F
Week 1					
Week 2					
Week 3					
Week 4					
Week 5					



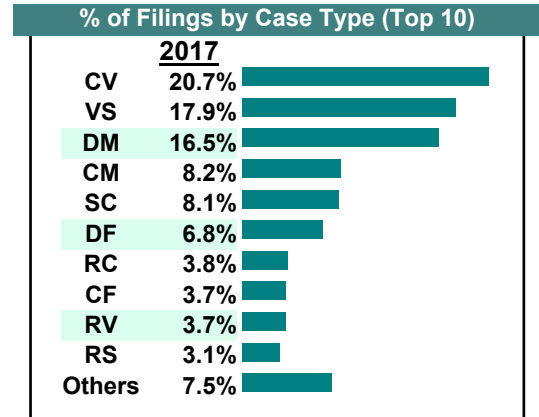
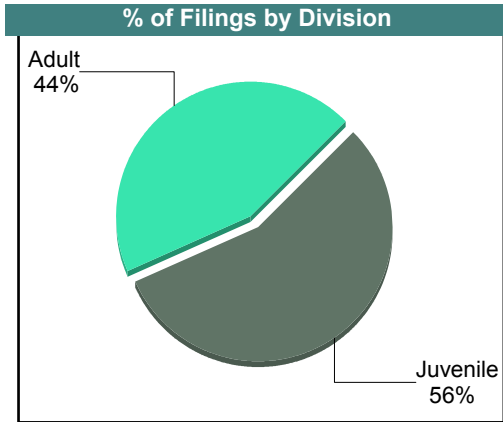
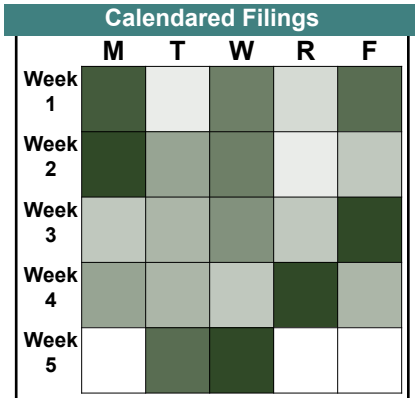
**CASELOAD STATISTICS OF THE JUVENILE & DOMESTIC RELATIONS COURTS**

May 2017

**Suffolk**

District: 5

		<u>Filings</u>	<u>Hearings</u>	<u>Transactions</u>	<u>Concluded</u>	<u>Cont</u>
<b><u>Adult</u></b>						
Capias	CA	9	54	54	16	38
Felony	CF	20	53	53	13	40
Misdemeanor	CM	45	147	147	45	100
Family Abuse - Prot Order	FP	10	19	19	9	10
Motion - Prot Order	MP	1	1	1	1	-
Remand Support	RS	17	17	17	17	-
Show Cause	SC	41	144	144	50	93
Civil Support	VS	98	153	153	105	48
<b>Adult Total</b>		<b>241</b>	<b>588</b>	<b>588</b>	<b>256</b>	<b>329</b>
<b><u>Juvenile</u></b>						
Non-Family Abuse Prot Order	AP	2	2	2	0	2
Capias	CA	0	1	1	0	1
Custody Visitation	CV	113	184	184	118	65
Felony	DF	37	90	90	30	60
Misdemeanor	DM	90	176	176	26	150
Initial Foster Care	IF	1	1	1	1	-
Petition	PT	2	5	5	0	5
Remand Custody	RC	21	21	21	21	-
Remand Visitation	RV	20	20	20	20	-
Show Cause	SC	3	5	5	2	3
Status	ST	6	13	13	2	11
Traffic	T	9	17	19	10	9
Voluntary Continuing Services Agreement	VA	1	1	1	1	-
<b>Juvenile Total</b>		<b>305</b>	<b>536</b>	<b>538</b>	<b>231</b>	<b>306</b>
<b>Suffolk Totals</b>		<b>546</b>	<b>1,124</b>	<b>1,126</b>	<b>487</b>	<b>635</b>

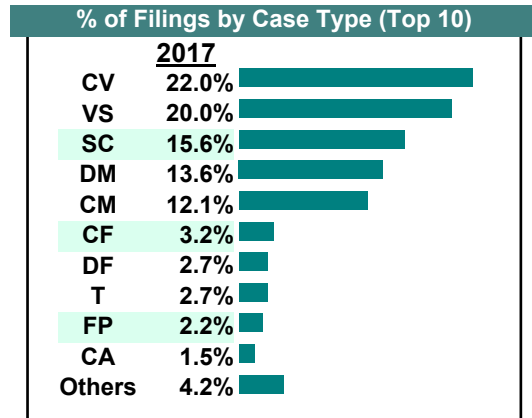
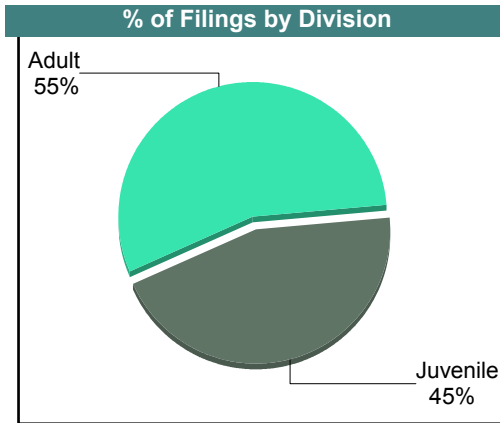
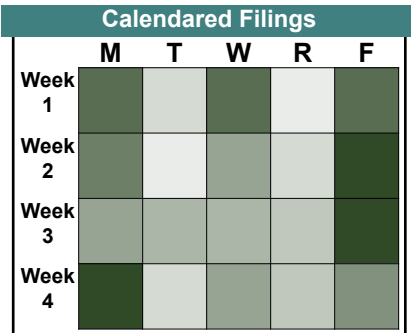


**CASELOAD STATISTICS OF THE JUVENILE & DOMESTIC RELATIONS COURTS**

April 2017

**Suffolk**  
District: 5

		<u>Filings</u>	<u>Hearings</u>	<u>Transactions</u>	<u>Concluded</u>	<u>Cont</u>
<b><u>Adult</u></b>						
Capias	CA	6	37	37	12	25
Felony	CF	13	61	61	13	48
Misdemeanor	CM	49	151	151	54	97
Family Abuse - Prot Order	FP	9	20	20	10	10
Motion - Prot Order	MP	3	5	5	5	-
Remand Support	RS	1	1	1	1	-
Show Cause	SC	60	173	173	76	97
SL/Other	SL	1	1	1	0	1
Civil Support	VS	81	108	108	64	44
<b>Adult Total</b>		<b>223</b>	<b>557</b>	<b>557</b>	<b>235</b>	<b>322</b>
<b><u>Juvenile</u></b>						
Abuse or Neglect	AN	0	1	1	1	-
Non-Family Abuse Prot Order	AP	0	1	1	0	1
Capias	CA	0	2	2	0	2
Custody Visitation	CV	89	146	146	83	63
Felony	DF	11	82	82	16	66
Misdemeanor	DM	55	174	174	23	151
Foster Care Review	FC	3	3	3	3	-
Permanency	PH	1	1	1	1	-
Petition	PT	0	3	3	1	2
Remand Custody	RC	2	2	2	2	-
Remand Visitation	RV	2	2	2	2	-
Show Cause	SC	3	5	5	2	3
Status	ST	4	13	13	2	11
Traffic	T	11	16	18	11	7
<b>Juvenile Total</b>		<b>181</b>	<b>451</b>	<b>453</b>	<b>147</b>	<b>306</b>
<b>Suffolk Totals</b>		<b>404</b>	<b>1,008</b>	<b>1,010</b>	<b>382</b>	<b>628</b>



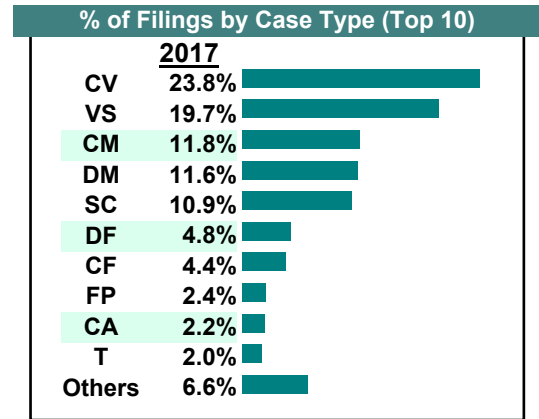
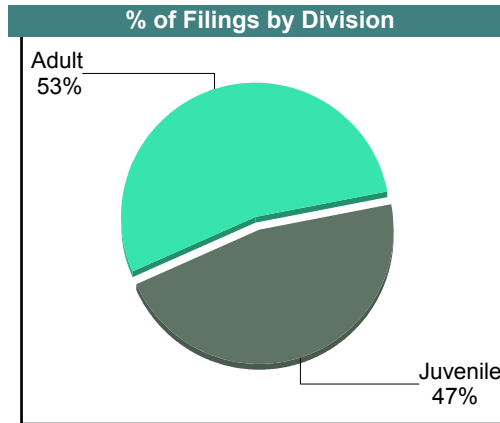

**CASELOAD STATISTICS OF THE JUVENILE & DOMESTIC RELATIONS COURTS**

March 2017

**Suffolk**

District: 5

		<u>Filings</u>	<u>Hearings</u>	<u>Transactions</u>	<u>Concluded</u>	<u>Cont</u>
<b>Adult</b>						
Non-Family Abuse Prot Order	AP	1	2	2	1	1
Capias	CA	10	67	67	18	49
Felony	CF	20	68	68	19	49
Misdemeanor	CM	54	185	185	55	130
Family Abuse - Prot Order	FP	11	26	26	17	9
Motion - Prot Order	MP	5	7	7	4	3
Remand Support	RS	4	4	4	4	-
Show Cause	SC	50	141	141	43	97
Civil Support	VS	90	112	112	64	46
<b>Adult Total</b>		<b>245</b>	<b>612</b>	<b>612</b>	<b>225</b>	<b>384</b>
<b>Juvenile</b>						
Abuse or Neglect	AN	1	2	2	0	2
Non-Family Abuse Prot Order	AP	1	2	2	0	2
Custody Visitation	CV	109	171	171	116	54
Felony	DF	22	99	99	8	91
Misdemeanor	DM	53	174	174	40	134
Petition	PT	3	3	3	0	3
Remand Custody	RC	5	5	5	5	-
Remand Visitation	RV	5	5	5	5	-
Status	ST	5	20	20	7	13
Traffic	T	9	13	13	5	8
<b>Juvenile Total</b>		<b>213</b>	<b>494</b>	<b>494</b>	<b>186</b>	<b>307</b>
<b>Suffolk Totals</b>		<b>458</b>	<b>1,106</b>	<b>1,106</b>	<b>411</b>	<b>691</b>

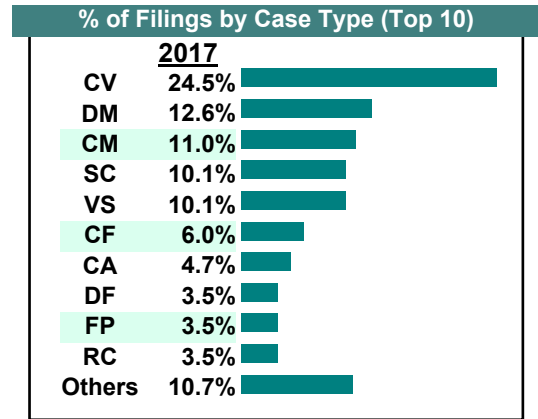
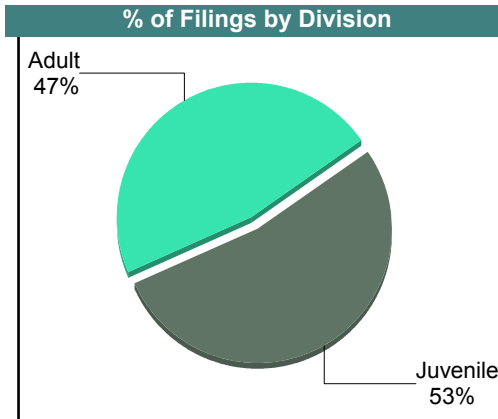
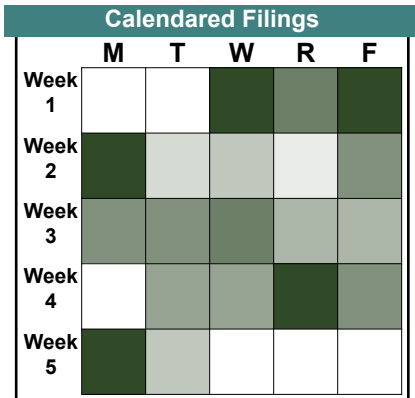


**CASELOAD STATISTICS OF THE JUVENILE & DOMESTIC RELATIONS COURTS**

February 2017

**Suffolk**  
District: 5

		<u>Filings</u>	<u>Hearings</u>	<u>Transactions</u>	<u>Concluded</u>	<u>Cont</u>
<b><u>Adult</u></b>						
Capias	CA	15	45	45	12	33
Felony	CF	19	55	55	20	35
Misdemeanor	CM	35	144	144	56	88
Family Abuse - Prot Order	FP	10	28	28	14	14
Motion - Prot Order	MP	0	1	1	0	1
Remand Support	RS	8	8	8	8	-
Show Cause	SC	30	150	150	36	114
Civil Support	VS	32	60	60	44	16
<b>Adult Total</b>		<b>149</b>	<b>491</b>	<b>491</b>	<b>190</b>	<b>301</b>
<b><u>Juvenile</u></b>						
Custody Visitation	CV	78	165	165	89	76
Felony	DF	11	48	48	3	45
Misdemeanor	DM	40	120	120	12	108
Family Abuse - Prot Order	FP	1	1	1	1	-
Permanency	PH	2	2	2	2	-
Petition	PT	1	1	1	0	1
Remand Custody	RC	11	11	11	11	-
Remand Visitation	RV	10	10	10	10	-
Show Cause	SC	2	3	3	2	1
Status	ST	5	21	21	6	15
Traffic	T	6	18	20	10	10
Term Parental Rights	TP	2	2	2	2	-
<b>Juvenile Total</b>		<b>169</b>	<b>402</b>	<b>404</b>	<b>148</b>	<b>256</b>
<b>Suffolk Totals</b>		<b>318</b>	<b>893</b>	<b>895</b>	<b>338</b>	<b>557</b>

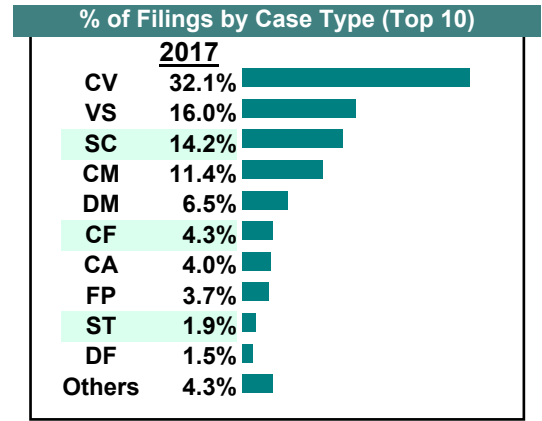
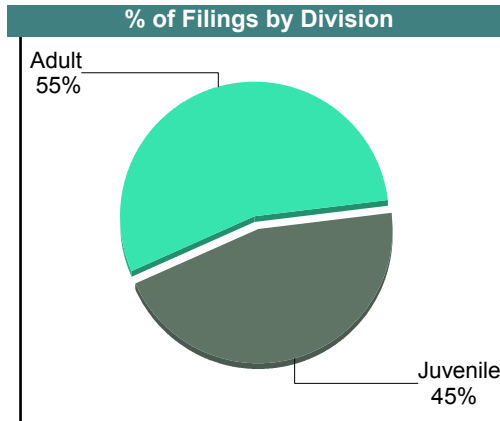



# CASELOAD STATISTICS OF THE JUVENILE & DOMESTIC RELATIONS COURTS

January 2017

Suffolk  
District: 5

		<u>Filings</u>	<u>Hearings</u>	<u>Transactions</u>	<u>Concluded</u>	<u>Cont</u>
<b>Adult</b>						
Capias	CA	13	40	40	13	27
Felony	CF	14	55	55	18	37
Misdemeanor	CM	37	141	141	33	108
Family Abuse - Prot Order	FP	12	28	28	11	17
Motion - Prot Order	MP	1	1	1	1	-
Remand Support	RS	2	2	2	2	-
Show Cause	SC	46	120	120	38	82
Civil Support	VS	52	78	78	62	16
<b>Adult Total</b>		<b>177</b>	<b>465</b>	<b>465</b>	<b>178</b>	<b>287</b>
<b>Juvenile</b>						
Abuse or Neglect	AN	0	2	2	1	1
Non-Family Abuse Prot Order	AP	0	1	1	1	-
Capias	CA	0	2	2	0	2
Custody Visitation	CV	104	217	217	107	110
Felony	DF	5	58	58	5	53
Misdemeanor	DM	21	118	118	30	88
Foster Care Review	FC	1	1	1	1	-
Initial Foster Care	IF	1	2	2	1	1
Permanency	PH	1	1	1	1	-
Violation Fam Abuse PO	PS	1	1	1	1	-
Petition	PT	0	1	1	1	-
Remand Custody	RC	2	2	2	2	-
Remand Visitation	RV	2	2	2	2	-
Show Cause	SC	0	1	1	1	-
Status	ST	6	21	21	3	18
Traffic	T	3	10	10	5	5
<b>Juvenile Total</b>		<b>147</b>	<b>440</b>	<b>440</b>	<b>162</b>	<b>278</b>
<b>Suffolk Totals</b>		<b>324</b>	<b>905</b>	<b>905</b>	<b>340</b>	<b>565</b>





Filings by Court & Division

	<u>Franklin City</u>		<u>Isle of Wight</u>		<u>Southampton</u>		<u>Suffolk</u>		<u>Total</u>
<b>A</b> Civil Support	93	7%	240	18%	125	10%	847	65%	1,305
Show Cause	94	8%	287	25%	118	10%	650	57%	1,149
Adult Misdemeanor	115	13%	172	19%	86	10%	512	58%	885
Adult Felony	32	8%	145	37%	36	9%	181	46%	394
Capias	22	8%	67	25%	27	10%	152	57%	268
Family Abuse - Prot Ord	20	8%	55	23%	27	11%	142	58%	244
Remand Support	1	1%	32	18%	16	9%	129	72%	178
Motion - Prot Order	1	3%	7	21%	2	6%	23	70%	33
Non-Family Abuse Prot	1	6%	6	35%	7	41%	3	18%	17
SL/Other	1	11%	5	56%	2	22%	1	11%	9
Bond Forfeiture	-	0%	3	50%	-	0%	3	50%	6
Protective Order	-	0%	2	100%	-	0%	-	0%	2
Other	-	0%	1	100%	-	0%	-	0%	1
Violation of PO	-	0%	-	0%	1	100%	-	0%	1
<b>Total</b>	<b>380</b>	<b>8%</b>	<b>1,022</b>	<b>23%</b>	<b>447</b>	<b>10%</b>	<b>2,643</b>	<b>59%</b>	<b>4,492</b>
<b>J</b> Custody Visitation	167	7%	541	22%	179	7%	1,580	64%	2,467
Delinquency	47	6%	118	14%	36	4%	652	76%	853
Remand Custody	-	0%	64	26%	20	8%	166	66%	250
Remand Visitation	-	0%	46	21%	19	8%	159	71%	224
Traffic	13	6%	55	25%	45	20%	107	49%	220
Status Offense/Other	-	0%	9	14%	2	3%	55	83%	66
Abuse or Neglect	7	18%	1	3%	2	5%	28	74%	38
Show Cause	1	3%	6	19%	5	16%	19	61%	31
Paternity	2	8%	8	33%	-	0%	14	58%	24
Initial Foster Care	6	32%	1	5%	1	5%	11	58%	19
Permanency	4	21%	3	16%	5	26%	7	37%	19
Foster Care Review	3	18%	2	12%	3	18%	9	53%	17
Non-Family Abuse Prot	-	0%	-	0%	-	0%	10	100%	10
Voluntary Continuing S	-	0%	1	14%	1	14%	5	71%	7
Term Parental Rights	-	0%	4	67%	-	0%	2	33%	6
Family Abuse - Prot Ord	-	0%	1	20%	2	40%	2	40%	5
Capias	-	0%	1	33%	1	33%	1	33%	3
Custody Relief	-	0%	-	0%	1	33%	2	67%	3
Child in Need of Service	1	50%	-	0%	1	50%	-	0%	2
Motion - Prot Order	-	0%	1	100%	-	0%	-	0%	1
Truancy	-	0%	-	0%	1	100%	-	0%	1
Violation Fam Abuse PC	-	0%	-	0%	-	0%	1	100%	1
<b>Total</b>	<b>251</b>	<b>6%</b>	<b>862</b>	<b>20%</b>	<b>324</b>	<b>8%</b>	<b>2,830</b>	<b>66%</b>	<b>4,267</b>
<b>Total</b>	<b>631</b>	<b>7%</b>	<b>1,884</b>	<b>22%</b>	<b>771</b>	<b>9%</b>	<b>5,473</b>	<b>62%</b>	<b>8,759</b>

**CASELOAD STATISTICS OF THE JUVENILE & DOMESTIC RELATIONS COURTS**

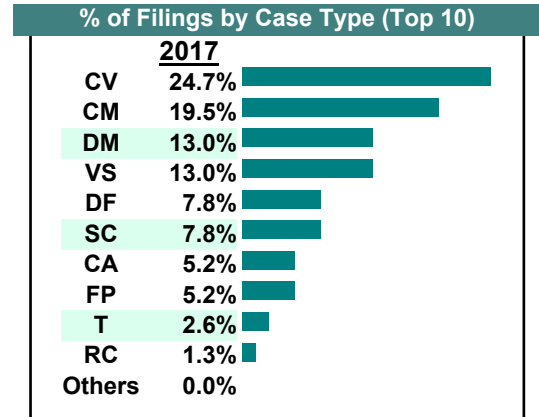
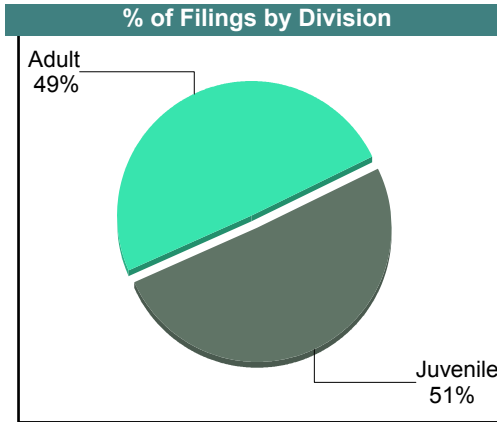
**December 2017**

**Brunswick**

District: 6

		<u>Filings</u>	<u>Hearings</u>	<u>Transactions</u>	<u>Concluded</u>	<u>Cont</u>
<b><u>Adult</u></b>						
Capias	CA	4	18	18	10	8
Felony	CF	0	7	7	3	4
Misdemeanor	CM	15	31	31	15	16
Family Abuse - Prot Order	FP	4	9	9	4	5
Protective Order	PC	0	1	1	1	-
Show Cause	SC	5	35	35	11	24
Civil Support	VS	10	19	19	10	9
<b>Adult Total</b>		<b>38</b>	<b>120</b>	<b>120</b>	<b>54</b>	<b>66</b>
<b><u>Juvenile</u></b>						
Abuse or Neglect	AN	0	2	2	0	2
Child in Need of Services	CS	0	1	1	0	1
Custody Visitation	CV	19	24	24	7	17
Felony	DF	6	20	20	1	19
Misdemeanor	DM	10	36	36	11	24
Remand Custody	RC	1	1	1	1	-
Show Cause	SC	1	1	1	0	1
Traffic	T	2	5	5	3	2
<b>Juvenile Total</b>		<b>39</b>	<b>90</b>	<b>90</b>	<b>23</b>	<b>66</b>
<b>Brunswick Totals</b>		<b>77</b>	<b>210</b>	<b>210</b>	<b>77</b>	<b>132</b>

<b>Calendared Filings</b>					
	<b>M</b>	<b>T</b>	<b>W</b>	<b>R</b>	<b>F</b>
Week 1					
Week 2					
Week 3					
Week 4					



**CASELOAD STATISTICS OF THE JUVENILE & DOMESTIC RELATIONS COURTS**

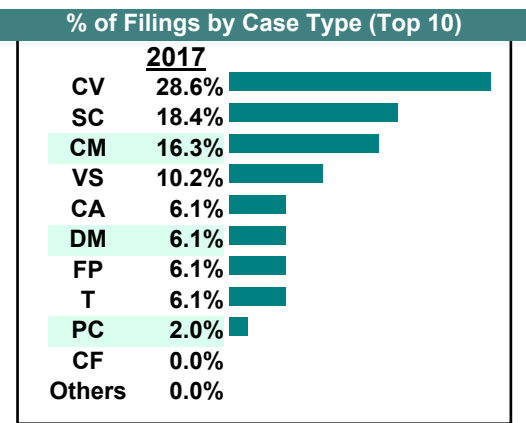
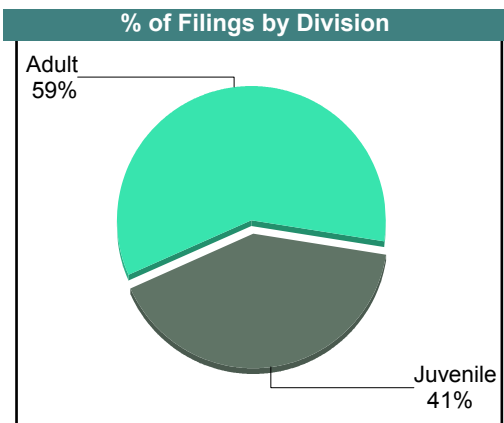
November 2017

**Brunswick**

District: 6

		<u>Filings</u>	<u>Hearings</u>	<u>Transactions</u>	<u>Concluded</u>	<u>Cont</u>
<b><u>Adult</u></b>						
Capias	CA	3	13	13	4	9
Felony	CF	0	1	1	0	1
Misdemeanor	CM	8	14	14	7	7
Family Abuse - Prot Order	FP	3	5	5	2	3
Protective Order	PC	1	1	1	0	1
Show Cause	SC	9	31	31	11	20
Civil Support	VS	5	15	15	8	7
<b>Adult Total</b>		<b>29</b>	<b>80</b>	<b>80</b>	<b>32</b>	<b>48</b>
<b><u>Juvenile</u></b>						
Custody Visitation	CV	14	20	20	16	4
Felony	DF	0	13	13	7	6
Misdemeanor	DM	3	16	16	3	13
Permanency	PH	0	1	1	0	1
Show Cause	SC	0	1	1	1	-
Status	ST	0	1	1	0	1
Traffic	T	3	4	4	3	1
<b>Juvenile Total</b>		<b>20</b>	<b>56</b>	<b>56</b>	<b>30</b>	<b>26</b>
<b>Brunswick Totals</b>		<b>49</b>	<b>136</b>	<b>136</b>	<b>62</b>	<b>74</b>

Calendared Filings					
	M	T	W	R	F
Week 1					
Week 2					
Week 3					
Week 4					
Week 5					



**CASELOAD STATISTICS OF THE JUVENILE & DOMESTIC RELATIONS COURTS**

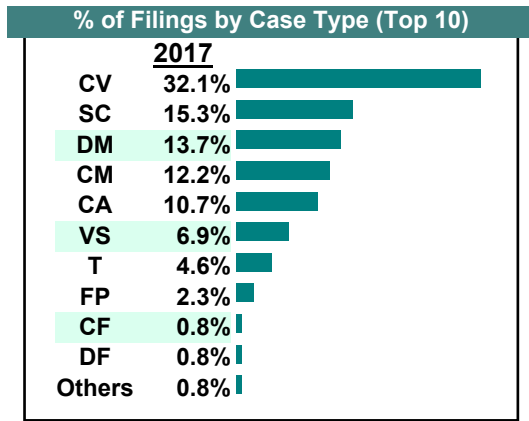
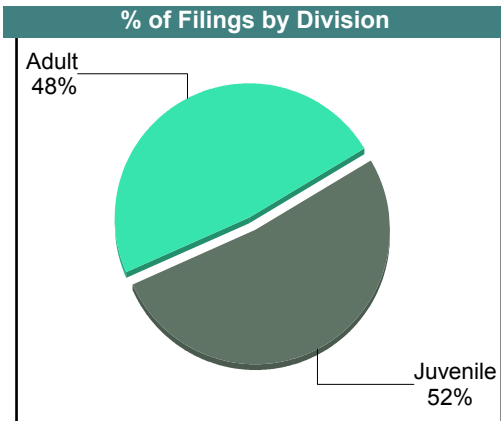
October 2017

**Brunswick**

District: 6

		<u>Filings</u>	<u>Hearings</u>	<u>Transactions</u>	<u>Concluded</u>	<u>Cont</u>
<b>Adult</b>						
Capias	CA	14	27	27	11	16
Felony	CF	1	10	10	5	5
Misdemeanor	CM	16	35	35	20	15
Family Abuse - Prot Order	FP	3	9	9	4	5
Other	OT	0	2	2	2	-
Show Cause	SC	20	53	53	14	39
Civil Support	VS	9	27	27	12	15
<b>Adult Total</b>		<b>63</b>	<b>163</b>	<b>163</b>	<b>68</b>	<b>95</b>
<b>Juvenile</b>						
Custody Visitation	CV	42	63	63	35	28
Felony	DF	1	7	7	2	5
Misdemeanor	DM	18	41	41	15	26
Foster Care Review	FC	0	1	1	0	1
Permanency	PH	0	1	1	0	1
Show Cause	SC	0	2	2	1	1
Status	ST	1	1	1	0	1
Traffic	T	6	10	10	8	2
<b>Juvenile Total</b>		<b>68</b>	<b>126</b>	<b>126</b>	<b>61</b>	<b>65</b>
<b>Brunswick Totals</b>		<b>131</b>	<b>289</b>	<b>289</b>	<b>129</b>	<b>160</b>

Calendared Filings				
	M	T	W	R
Week 1				
Week 2				
Week 3				
Week 4				
Week 5				



**CASELOAD STATISTICS OF THE JUVENILE & DOMESTIC RELATIONS COURTS**

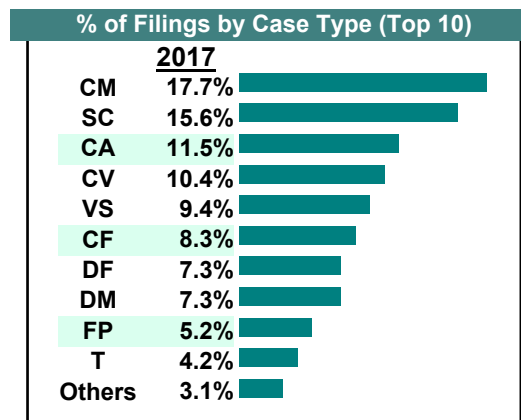
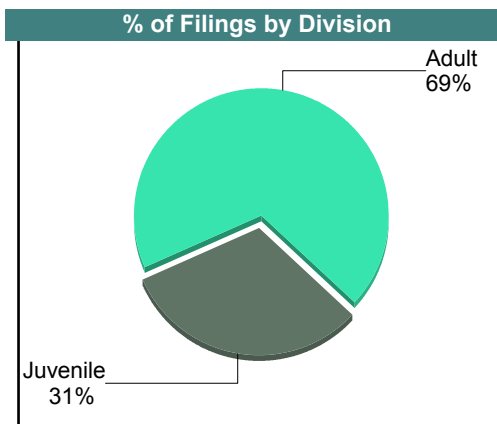
September 2017

**Brunswick**

District: 6

		<u>Filings</u>	<u>Hearings</u>	<u>Transactions</u>	<u>Concluded</u>	<u>Cont</u>
<b><u>Adult</u></b>						
Capias	CA	11	27	27	5	22
Felony	CF	8	20	20	1	19
Misdemeanor	CM	17	40	40	17	23
Family Abuse - Prot Order	FP	5	10	10	3	7
Other	OT	3	3	3	1	2
Violation Fam Abuse PO	PS	0	1	1	1	-
Show Cause	SC	13	38	38	7	31
Civil Support	VS	9	22	22	12	10
<b>Adult Total</b>		<b>66</b>	<b>161</b>	<b>161</b>	<b>47</b>	<b>114</b>
<b><u>Juvenile</u></b>						
Capias	CA	0	2	2	2	-
Custody Visitation	CV	10	24	24	19	5
Felony	DF	7	16	16	1	15
Misdemeanor	DM	7	28	28	5	23
Show Cause	SC	2	2	2	0	2
Status	ST	0	1	1	1	-
Traffic	T	4	8	8	4	4
Term Parental Rights	TP	0	1	1	1	-
<b>Juvenile Total</b>		<b>30</b>	<b>82</b>	<b>82</b>	<b>33</b>	<b>49</b>
<b>Brunswick Totals</b>		<b>96</b>	<b>243</b>	<b>243</b>	<b>80</b>	<b>163</b>

<b>Calendared Filings</b>				
	<b>T</b>	<b>W</b>	<b>R</b>	<b>F</b>
Week 1				
Week 2				
Week 3				
Week 4				
Week 5				



**CASELOAD STATISTICS OF THE JUVENILE & DOMESTIC RELATIONS COURTS**

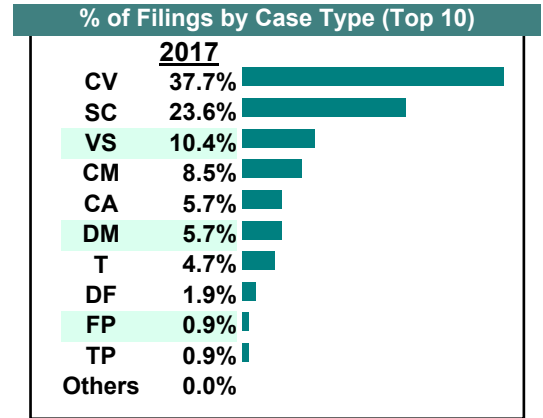
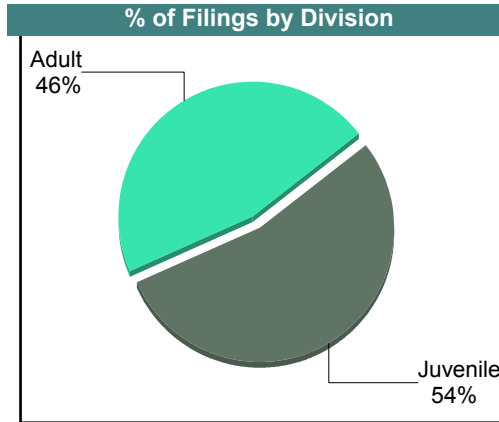
**August 2017**

**Brunswick**

District: 6

		<u>Filings</u>	<u>Hearings</u>	<u>Transactions</u>	<u>Concluded</u>	<u>Cont</u>
<b><u>Adult</u></b>						
Capias	CA	4	16	16	4	12
Felony	CF	0	12	12	8	4
Misdemeanor	CM	9	42	42	19	23
Family Abuse - Prot Order	FP	1	3	3	1	2
Violation Fam Abuse PO	PS	0	2	2	0	2
Show Cause	SC	24	36	36	4	32
Civil Support	VS	11	21	21	5	16
<b>Adult Total</b>		<b>49</b>	<b>132</b>	<b>132</b>	<b>41</b>	<b>91</b>
<b><u>Juvenile</u></b>						
Abuse or Neglect	AN	0	2	2	0	2
Capias	CA	2	2	2	0	2
Custody Visitation	CV	40	55	55	33	22
Felony	DF	2	5	5	0	5
Misdemeanor	DM	6	15	15	5	10
Child at Risk	RI	0	3	3	3	-
Show Cause	SC	1	1	1	1	-
Status	ST	0	1	1	0	1
Traffic	T	5	5	6	4	2
Term Parental Rights	TP	1	1	1	0	1
<b>Juvenile Total</b>		<b>57</b>	<b>90</b>	<b>91</b>	<b>46</b>	<b>45</b>
<b>Brunswick Totals</b>		<b>106</b>	<b>222</b>	<b>223</b>	<b>87</b>	<b>136</b>

<b>Calendared Filings</b>					
	<b>M</b>	<b>T</b>	<b>W</b>	<b>R</b>	<b>F</b>
Week 1					
Week 2					
Week 3					
Week 4					
Week 5					



**CASELOAD STATISTICS OF THE JUVENILE & DOMESTIC RELATIONS COURTS**

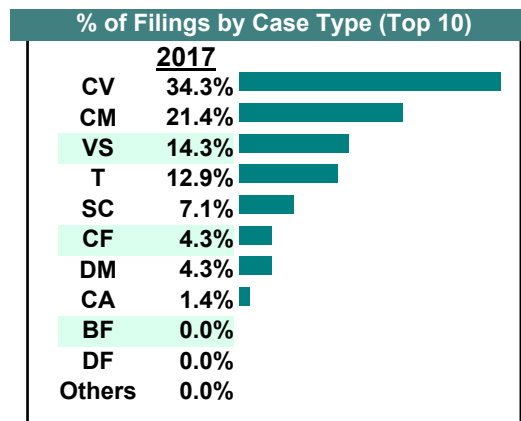
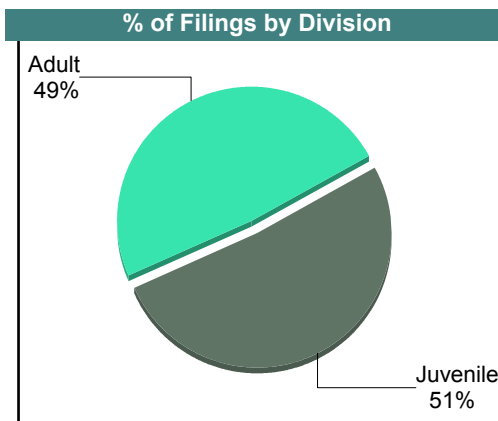
July 2017

**Brunswick**

District: 6

		<u>Filings</u>	<u>Hearings</u>	<u>Transactions</u>	<u>Concluded</u>	<u>Cont</u>
<b>Adult</b>						
Bond Forfeiture	BF	0	1	1	1	-
Capias	CA	1	13	13	4	9
Felony	CF	3	15	15	0	15
Misdemeanor	CM	15	32	32	6	26
Family Abuse - Prot Order	FP	0	2	2	0	2
Violation Fam Abuse PO	PS	0	1	1	0	1
Show Cause	SC	5	17	17	8	9
Civil Support	VS	10	17	17	8	9
<b>Adult Total</b>		<b>34</b>	<b>98</b>	<b>98</b>	<b>27</b>	<b>71</b>
<b>Juvenile</b>						
Custody Visitation	CV	24	30	30	22	8
Felony	DF	0	5	5	2	3
Misdemeanor	DM	3	15	15	5	10
Child at Risk	RI	0	3	3	0	3
Status	ST	0	2	2	0	2
Traffic	T	9	10	11	7	4
<b>Juvenile Total</b>		<b>36</b>	<b>65</b>	<b>66</b>	<b>36</b>	<b>30</b>
<b>Brunswick Totals</b>		<b>70</b>	<b>163</b>	<b>164</b>	<b>63</b>	<b>101</b>

Calendared Filings					
	M	T	W	R	F
Week 1					
Week 2					
Week 3					
Week 4					



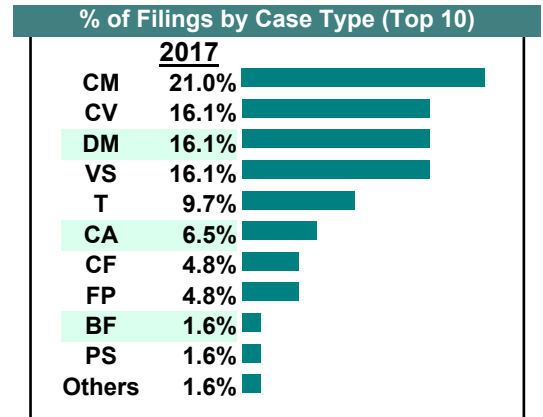
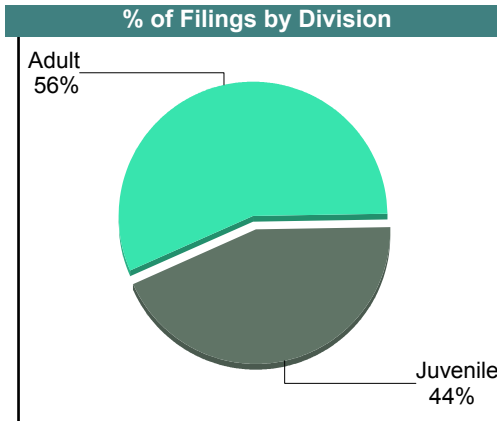

**CASELOAD STATISTICS OF THE JUVENILE & DOMESTIC RELATIONS COURTS**

June 2017

**Brunswick**

District: 6

		<u>Filings</u>	<u>Hearings</u>	<u>Transactions</u>	<u>Concluded</u>	<u>Cont</u>
<b>Adult</b>						
Bond Forfeiture	BF	1	2	2	0	2
Capias	CA	4	10	10	1	9
Felony	CF	3	10	10	5	5
Misdemeanor	CM	13	33	33	14	19
Family Abuse - Prot Order	FP	3	7	7	3	4
Violation Fam Abuse PO	PS	1	2	2	0	2
Show Cause	SC	0	23	23	12	11
Civil Support	VS	10	20	20	11	9
<b>Adult Total</b>		<b>35</b>	<b>107</b>	<b>107</b>	<b>46</b>	<b>61</b>
<b>Juvenile</b>						
Capias	CA	0	3	3	3	-
Child in Need of Services	CS	0	1	1	0	1
Custody Visitation	CV	10	18	18	9	9
Felony	DF	0	6	6	1	5
Misdemeanor	DM	10	32	32	12	20
Foster Care Review	FC	0	1	1	0	1
Permanency	PH	0	1	1	0	1
Child at Risk	RI	0	3	3	0	3
Status	ST	1	1	1	0	1
Traffic	T	6	12	12	9	3
<b>Juvenile Total</b>		<b>27</b>	<b>78</b>	<b>78</b>	<b>34</b>	<b>44</b>
<b>Brunswick Totals</b>		<b>62</b>	<b>185</b>	<b>185</b>	<b>80</b>	<b>105</b>





**CASELOAD STATISTICS OF THE JUVENILE & DOMESTIC RELATIONS COURTS**

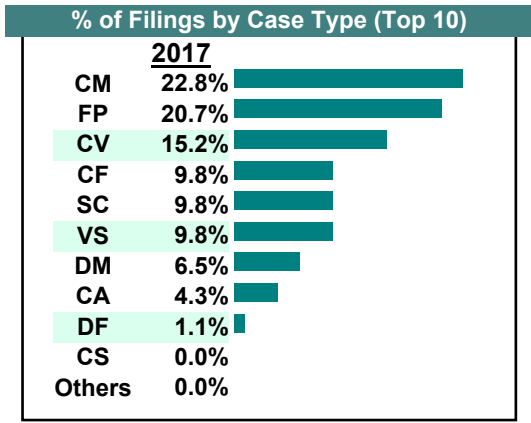
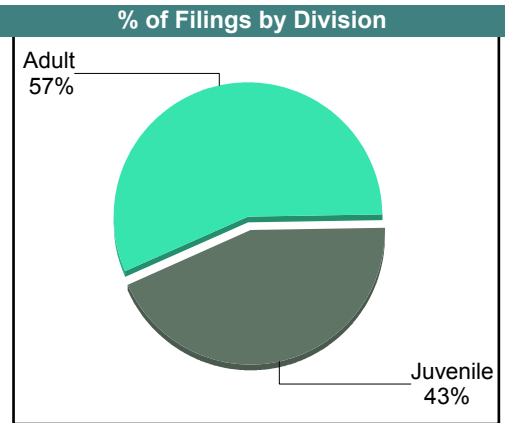
May 2017

**Brunswick**

District: 6

		<u>Filings</u>	<u>Hearings</u>	<u>Transactions</u>	<u>Concluded</u>	<u>Cont</u>
<b>Adult</b>						
Capias	CA	4	15	15	6	9
Felony	CF	9	16	16	2	14
Misdemeanor	CM	21	38	38	15	23
Family Abuse - Prot Order	FP	1	1	1	0	1
Show Cause	SC	8	30	30	11	19
Civil Support	VS	9	17	17	10	7
<b>Adult Total</b>		<b>52</b>	<b>117</b>	<b>117</b>	<b>44</b>	<b>73</b>
<b>Juvenile</b>						
Child in Need of Services	CS	0	1	1	0	1
Custody Visitation	CV	14	27	27	11	16
Felony	DF	1	4	4	0	4
Misdemeanor	DM	6	26	26	11	15
Family Abuse - Prot Order	FP	18	24	24	18	6
Show Cause	SC	1	1	1	1	-
Traffic	T	0	6	6	4	2
<b>Juvenile Total</b>		<b>40</b>	<b>89</b>	<b>89</b>	<b>45</b>	<b>44</b>
<b>Brunswick Totals</b>		<b>92</b>	<b>206</b>	<b>206</b>	<b>89</b>	<b>117</b>

Calendared Filings					
	M	T	W	R	F
Week 1					
Week 2					
Week 3					
Week 4					
Week 5					



**CASELOAD STATISTICS OF THE JUVENILE & DOMESTIC RELATIONS COURTS**

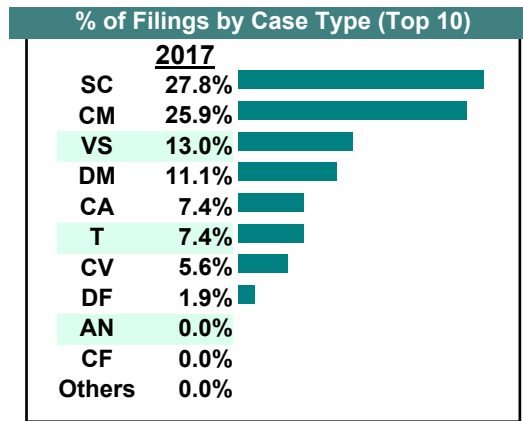
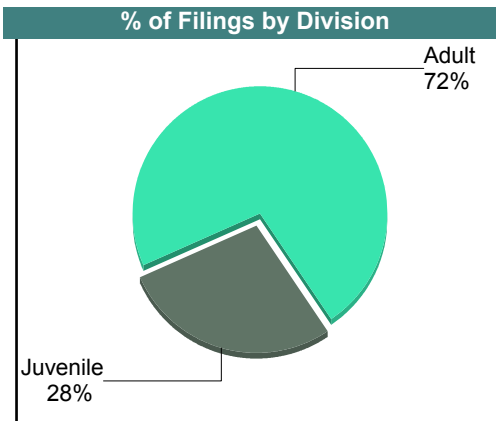
**April 2017**

**Brunswick**

District: 6

		<u>Filings</u>	<u>Hearings</u>	<u>Transactions</u>	<u>Concluded</u>	<u>Cont</u>
<b><u>Adult</u></b>						
Capias	CA	4	9	9	5	4
Felony	CF	0	5	5	2	3
Misdemeanor	CM	14	29	29	9	20
Family Abuse - Prot Order	FP	0	1	1	1	-
Show Cause	SC	14	42	42	18	24
Civil Support	VS	7	19	19	5	14
<b>Adult Total</b>		<b>39</b>	<b>105</b>	<b>105</b>	<b>40</b>	<b>65</b>
<b><u>Juvenile</u></b>						
Abuse or Neglect	AN	0	2	2	0	2
Capias	CA	0	3	3	0	3
Child in Need of Services	CS	0	1	1	0	1
Custody Visitation	CV	3	20	20	16	4
Felony	DF	1	8	8	0	8
Misdemeanor	DM	6	25	25	15	10
Show Cause	SC	1	5	5	4	1
Traffic	T	4	10	10	6	4
<b>Juvenile Total</b>		<b>15</b>	<b>74</b>	<b>74</b>	<b>41</b>	<b>33</b>
<b>Brunswick Totals</b>		<b>54</b>	<b>179</b>	<b>179</b>	<b>81</b>	<b>98</b>

<b>Calendared Filings</b>			
	<b>M</b>	<b>T</b>	<b>R</b>
Week 1			
Week 2			
Week 3			
Week 4			



**CASELOAD STATISTICS OF THE JUVENILE & DOMESTIC RELATIONS COURTS**

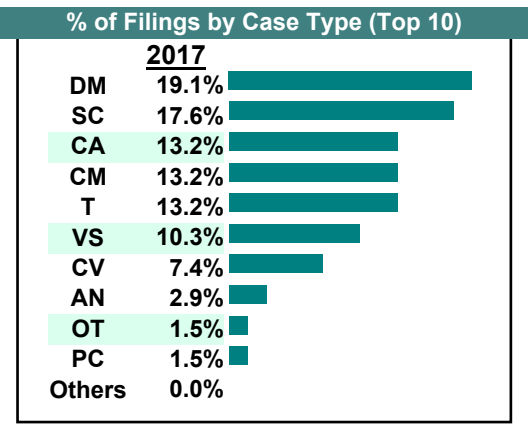
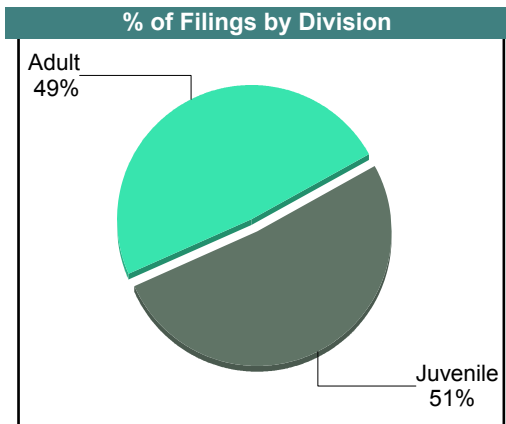
March 2017

**Brunswick**

District: 6

		<u>Filings</u>	<u>Hearings</u>	<u>Transactions</u>	<u>Concluded</u>	<u>Cont</u>
<b><u>Adult</u></b>						
Capias	CA	5	17	17	7	10
Felony	CF	0	1	1	0	1
Misdemeanor	CM	9	18	18	8	10
Family Abuse - Prot Order	FP	0	1	1	0	1
Other	OT	1	1	1	1	-
Protective Order	PC	1	1	1	1	-
Show Cause	SC	10	39	39	8	31
Civil Support	VS	7	14	14	6	8
<b>Adult Total</b>		<b>33</b>	<b>92</b>	<b>92</b>	<b>31</b>	<b>61</b>
<b><u>Juvenile</u></b>						
Abuse or Neglect	AN	2	6	6	0	6
Capias	CA	4	6	6	2	4
Custody Visitation	CV	5	23	23	10	13
Felony	DF	0	12	12	5	7
Misdemeanor	DM	13	57	57	13	44
Child at Risk	RI	0	3	3	0	3
Show Cause	SC	2	6	6	3	3
Traffic	T	9	14	14	6	8
<b>Juvenile Total</b>		<b>35</b>	<b>127</b>	<b>127</b>	<b>39</b>	<b>88</b>
<b>Brunswick Totals</b>		<b>68</b>	<b>219</b>	<b>219</b>	<b>70</b>	<b>149</b>

<b>Calendared Filings</b>					
	<b>M</b>	<b>T</b>	<b>W</b>	<b>R</b>	<b>F</b>
Week 1					
Week 2					
Week 3					
Week 4					
Week 5					



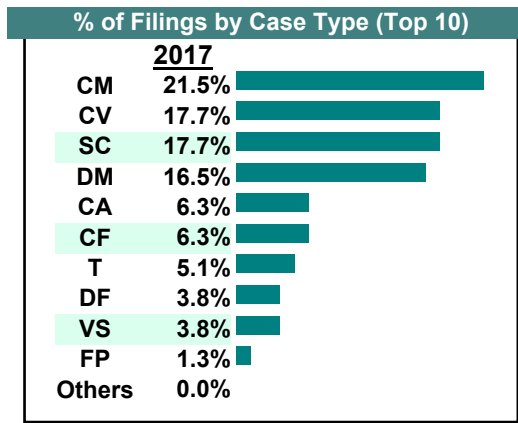
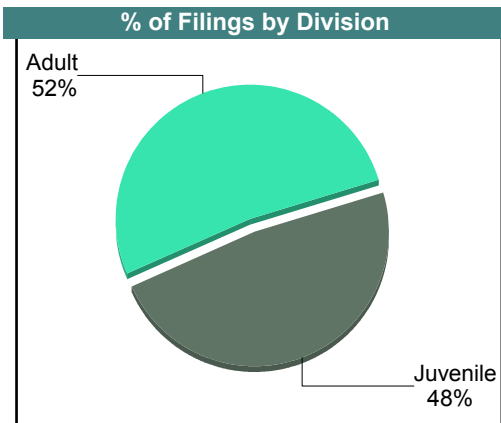
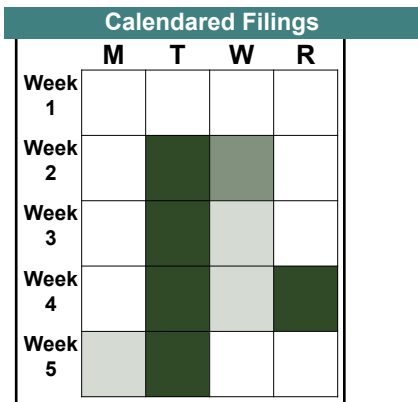
**CASELOAD STATISTICS OF THE JUVENILE & DOMESTIC RELATIONS COURTS**

February 2017

**Brunswick**

District: 6

		<u>Filings</u>	<u>Hearings</u>	<u>Transactions</u>	<u>Concluded</u>	<u>Cont</u>
<b>Adult</b>						
Capias	CA	5	10	10	3	7
Felony	CF	5	9	9	2	7
Misdemeanor	CM	17	29	29	13	16
Family Abuse - Prot Order	FP	1	2	2	0	2
Show Cause	SC	10	43	43	10	33
Civil Support	VS	3	15	15	6	9
<b>Adult Total</b>		<b>41</b>	<b>108</b>	<b>108</b>	<b>34</b>	<b>74</b>
<b>Juvenile</b>						
Custody Visitation	CV	14	32	32	21	11
Felony	DF	3	8	8	1	7
Misdemeanor	DM	13	48	48	6	42
Child at Risk	RI	0	3	3	0	3
Show Cause	SC	4	10	10	1	9
Status	ST	0	2	2	1	1
Traffic	T	4	4	4	1	3
<b>Juvenile Total</b>		<b>38</b>	<b>107</b>	<b>107</b>	<b>31</b>	<b>76</b>
<b>Brunswick Totals</b>		<b>79</b>	<b>215</b>	<b>215</b>	<b>65</b>	<b>150</b>



# CASELOAD STATISTICS OF THE JUVENILE & DOMESTIC RELATIONS COURTS

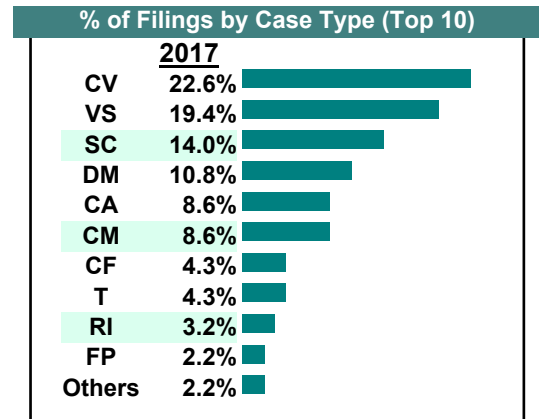
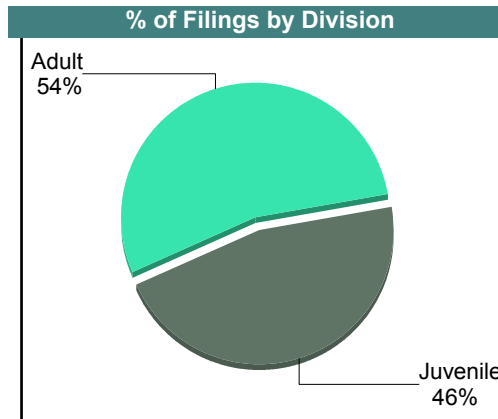
January 2017

**Brunswick**

District: 6

		<u>Filings</u>	<u>Hearings</u>	<u>Transactions</u>	<u>Concluded</u>	<u>Cont</u>
<b><u>Adult</u></b>						
Capias	CA	7	18	18	7	11
Felony	CF	4	11	11	3	8
Misdemeanor	CM	8	21	21	7	14
Family Abuse - Prot Order	FP	0	1	1	1	-
Other	OT	0	1	1	1	-
Show Cause	SC	13	27	27	8	19
Civil Support	VS	18	24	24	11	13
<b>Adult Total</b>		<b>50</b>	<b>103</b>	<b>103</b>	<b>38</b>	<b>65</b>
<b><u>Juvenile</u></b>						
Abuse or Neglect	AN	1	1	1	1	-
Capias	CA	1	2	2	0	2
Child in Need of Services	CS	0	1	1	0	1
Custody Visitation	CV	21	50	50	16	34
Felony	DF	0	5	5	2	3
Misdemeanor	DM	10	27	27	5	22
Foster Care Review	FC	0	5	5	0	5
Family Abuse - Prot Order	FP	2	2	2	2	-
Protective Order	PC	0	1	1	1	-
Permanency	PH	0	1	1	0	1
Child at Risk	RI	3	6	6	0	6
Show Cause	SC	0	2	2	1	1
Status	ST	1	1	1	0	1
Traffic	T	4	6	6	2	2
<b>Juvenile Total</b>		<b>43</b>	<b>110</b>	<b>110</b>	<b>30</b>	<b>78</b>
<b>Brunswick Totals</b>		<b>93</b>	<b>213</b>	<b>213</b>	<b>68</b>	<b>143</b>

Calendared Filings					
	M	T	W	R	F
Week 1					
Week 2					
Week 3					
Week 4					
Week 5					



# CASELOAD STATISTICS OF THE JUVENILE & DOMESTIC RELATIONS COURTS

December 2017

**Emporia**

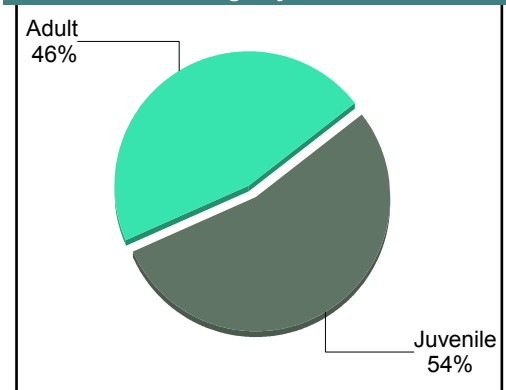
District: 6

		<u>Filings</u>	<u>Hearings</u>	<u>Transactions</u>	<u>Concluded</u>	<u>Cont</u>
<b>Adult</b>						
Capias	CA	3	9	9	4	5
Felony	CF	0	3	3	0	3
Misdemeanor	CM	2	16	16	6	10
Family Abuse - Prot Order	FP	1	6	6	3	3
Show Cause	SC	9	37	37	9	28
Civil Support	VS	8	16	16	8	8
<b>Adult Total</b>		<b>23</b>	<b>87</b>	<b>87</b>	<b>30</b>	<b>57</b>
<b>Juvenile</b>						
Abuse or Neglect	AN	1	6	6	2	4
Child in Need of Services	CS	0	1	1	0	1
Custody Visitation	CV	18	31	31	11	20
Felony	DF	0	17	17	6	11
Misdemeanor	DM	4	27	27	9	18
Permanency	PH	2	3	3	1	2
Petition	PT	0	1	1	0	1
Show Cause	SC	2	5	5	1	4
Status	ST	0	1	1	1	-
Traffic	T	0	1	1	0	1
<b>Juvenile Total</b>		<b>27</b>	<b>93</b>	<b>93</b>	<b>31</b>	<b>62</b>
<b>Emporia Totals</b>		<b>50</b>	<b>180</b>	<b>180</b>	<b>61</b>	<b>119</b>

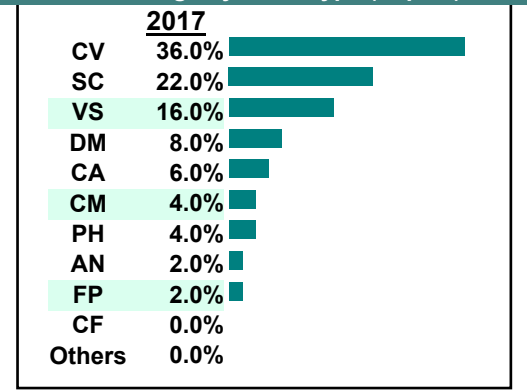
**Calendared Filings**

	<b>M</b>	<b>W</b>	<b>R</b>	<b>F</b>
Week 1	█		█	█
Week 2	█			
Week 3	█	█		
Week 4				

**% of Filings by Division**



**% of Filings by Case Type (Top 10)**



**CASELOAD STATISTICS OF THE JUVENILE & DOMESTIC RELATIONS COURTS**

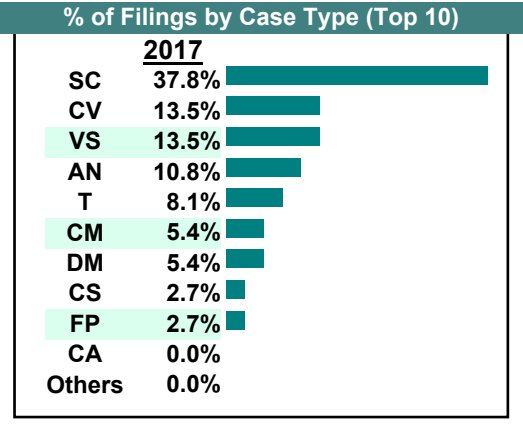
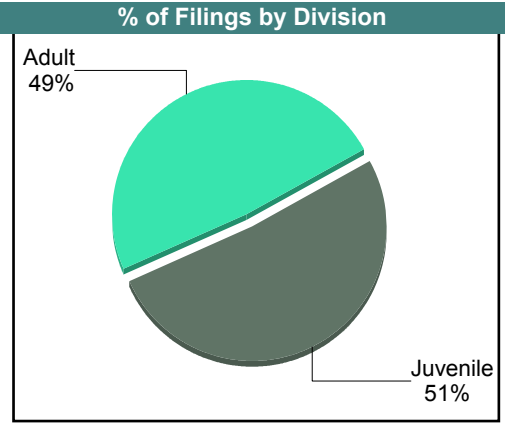
November 2017

**Emporia**

District: 6

		<u>Filings</u>	<u>Hearings</u>	<u>Transactions</u>	<u>Concluded</u>	<u>Cont</u>
<b>Adult</b>						
Capias	CA	0	8	8	7	1
Felony	CF	0	2	2	0	2
Misdemeanor	CM	2	22	22	4	18
Family Abuse - Prot Order	FP	1	4	4	0	4
Show Cause	SC	10	26	26	6	20
Civil Support	VS	5	16	16	11	5
<b>Adult Total</b>		<b>18</b>	<b>78</b>	<b>78</b>	<b>28</b>	<b>50</b>
<b>Juvenile</b>						
Abuse or Neglect	AN	4	13	13	2	11
Child in Need of Services	CS	1	1	1	0	1
Custody Visitation	CV	5	20	20	9	11
Felony	DF	0	43	43	23	20
Misdemeanor	DM	2	65	65	39	26
Family Abuse - Prot Order	FP	0	2	2	0	2
Petition	PT	0	2	2	1	1
Show Cause	SC	4	7	7	1	6
Status	ST	0	4	4	3	1
Traffic	T	3	4	4	1	3
<b>Juvenile Total</b>		<b>19</b>	<b>161</b>	<b>161</b>	<b>79</b>	<b>82</b>
<b>Emporia Totals</b>		<b>37</b>	<b>239</b>	<b>239</b>	<b>107</b>	<b>132</b>

<b>Calendared Filings</b>			
	<b>M</b>	<b>T</b>	<b>W</b>
Week 1			
Week 2			
Week 3			
Week 4			
Week 5			



**CASELOAD STATISTICS OF THE JUVENILE & DOMESTIC RELATIONS COURTS**

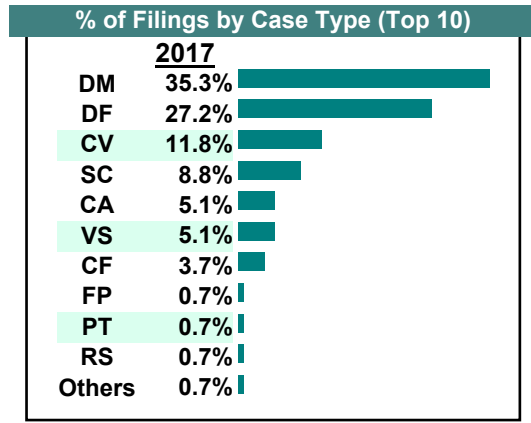
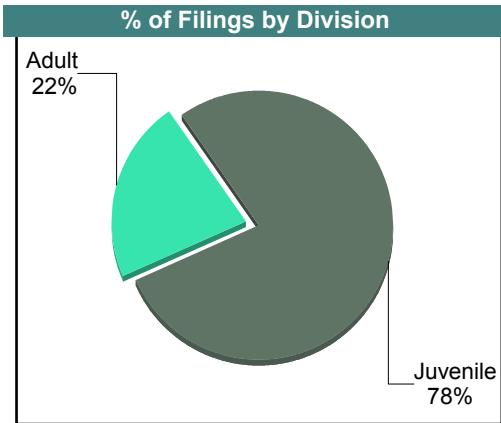
October 2017

**Emporia**

District: 6

		<u>Filings</u>	<u>Hearings</u>	<u>Transactions</u>	<u>Concluded</u>	<u>Cont</u>
<b><u>Adult</u></b>						
Capias	CA	7	16	16	5	11
Felony	CF	5	13	13	6	7
Misdemeanor	CM	0	22	22	2	20
Family Abuse - Prot Order	FP	0	4	4	0	4
Remand Support	RS	1	1	1	1	-
Show Cause	SC	10	36	36	12	24
Civil Support	VS	7	14	14	7	7
<b>Adult Total</b>		<b>30</b>	<b>106</b>	<b>106</b>	<b>33</b>	<b>73</b>
<b><u>Juvenile</u></b>						
Abuse or Neglect	AN	0	5	5	3	2
Capias	CA	0	1	1	0	1
Child in Need of Services	CS	0	1	1	1	-
Custody Visitation	CV	16	41	41	21	20
Felony	DF	37	44	44	1	43
Misdemeanor	DM	48	82	82	10	72
Family Abuse - Prot Order	FP	1	3	3	0	3
Petition	PT	1	2	2	1	1
Show Cause	SC	2	3	3	0	3
Status	ST	0	6	6	2	4
Traffic	T	1	2	2	2	-
Truancy	TR	0	1	1	0	1
<b>Juvenile Total</b>		<b>106</b>	<b>191</b>	<b>191</b>	<b>41</b>	<b>150</b>
<b>Emporia Totals</b>		<b>136</b>	<b>297</b>	<b>297</b>	<b>74</b>	<b>223</b>

<b>Calendared Filings</b>				
	<b>M</b>	<b>T</b>	<b>W</b>	<b>F</b>
Week 1	█			
Week 2				█
Week 3	█		█	█
Week 4	█			
Week 5	█			





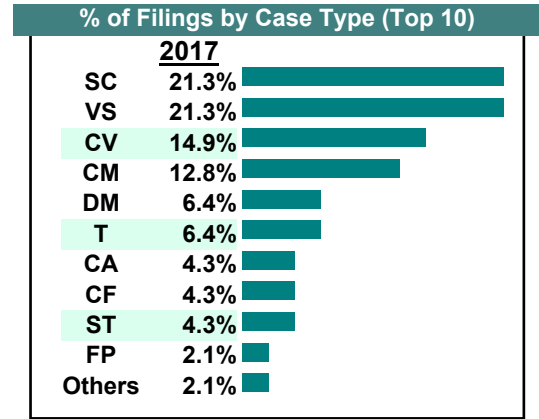
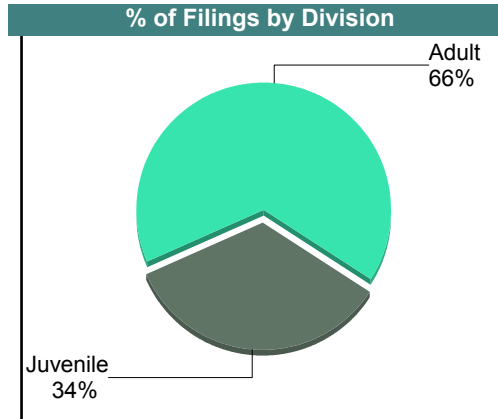
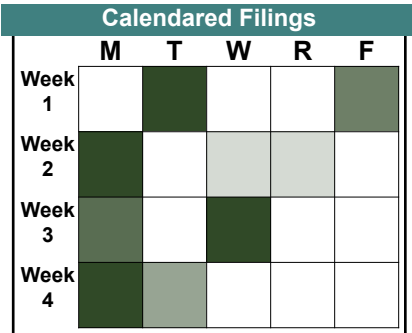
# CASELOAD STATISTICS OF THE JUVENILE & DOMESTIC RELATIONS COURTS

September 2017

Emporia

District: 6

		Filings	Hearings	Transactions	Concluded	Cont
<b>Adult</b>						
Capias	CA	2	10	10	3	7
Felony	CF	2	4	4	1	3
Misdemeanor	CM	6	28	28	8	20
Family Abuse - Prot Order	FP	1	3	3	0	3
Show Cause	SC	10	24	24	7	17
Civil Support	VS	10	14	14	7	7
<b>Adult Total</b>		<b>31</b>	<b>83</b>	<b>83</b>	<b>26</b>	<b>57</b>
<b>Juvenile</b>						
Abuse or Neglect	AN	0	7	7	0	7
Custody Visitation	CV	7	23	23	15	8
Felony	DF	0	13	13	2	11
Misdemeanor	DM	3	25	25	7	18
Petition	PT	1	1	1	0	1
Show Cause	SC	0	1	1	0	1
Status	ST	2	6	6	3	3
Traffic	T	3	6	6	5	1
Truancy	TR	0	1	1	0	1
<b>Juvenile Total</b>		<b>16</b>	<b>83</b>	<b>83</b>	<b>32</b>	<b>51</b>
<b>Emporia Totals</b>		<b>47</b>	<b>166</b>	<b>166</b>	<b>58</b>	<b>108</b>



**CASELOAD STATISTICS OF THE JUVENILE & DOMESTIC RELATIONS COURTS**

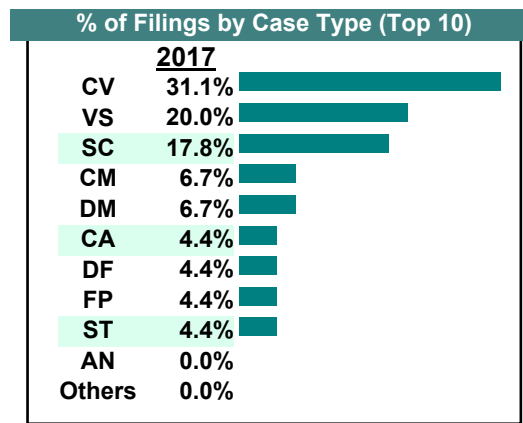
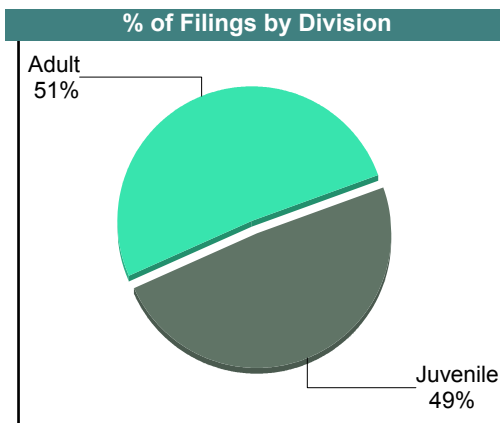
**August 2017**

**Emporia**

District: 6

		<u>Filings</u>	<u>Hearings</u>	<u>Transactions</u>	<u>Concluded</u>	<u>Cont</u>
<b>Adult</b>						
Capias	CA	2	9	9	5	4
Felony	CF	0	9	9	5	4
Misdemeanor	CM	3	17	17	5	12
Family Abuse - Prot Order	FP	2	4	4	1	3
Show Cause	SC	7	21	21	9	12
Civil Support	VS	9	18	18	9	9
<b>Adult Total</b>		<b>23</b>	<b>78</b>	<b>78</b>	<b>34</b>	<b>44</b>
<b>Juvenile</b>						
Abuse or Neglect	AN	0	7	7	1	6
Capias	CA	0	1	1	0	1
Custody Visitation	CV	14	47	47	12	35
Felony	DF	2	16	16	3	13
Misdemeanor	DM	3	22	22	2	20
Show Cause	SC	1	1	1	0	1
Status	ST	2	7	7	2	5
Traffic	T	0	5	5	4	1
<b>Juvenile Total</b>		<b>22</b>	<b>106</b>	<b>106</b>	<b>24</b>	<b>82</b>
<b>Emporia Totals</b>		<b>45</b>	<b>184</b>	<b>184</b>	<b>58</b>	<b>126</b>

Calendared Filings					
	M	T	W	R	F
Week 1	█				
Week 2	█		█		
Week 3	█			█	█
Week 4				█	



**CASELOAD STATISTICS OF THE JUVENILE & DOMESTIC RELATIONS COURTS**

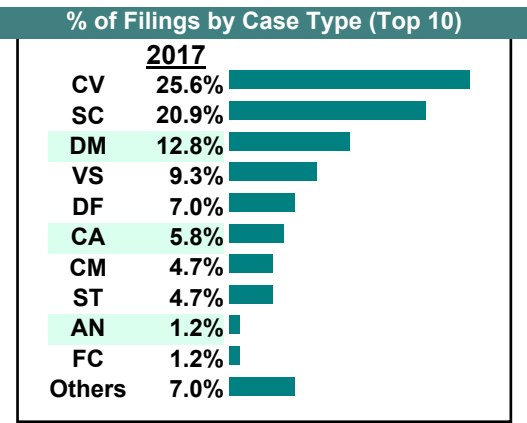
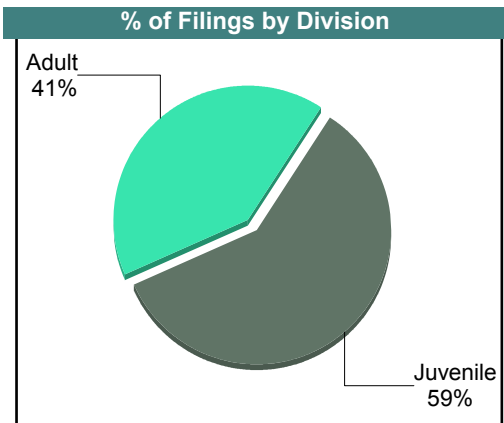
July 2017

**Emporia**

District: 6

		<u>Filings</u>	<u>Hearings</u>	<u>Transactions</u>	<u>Concluded</u>	<u>Cont</u>
<b>Adult</b>						
Capias	CA	5	11	11	2	9
Felony	CF	0	3	3	1	2
Misdemeanor	CM	4	28	28	5	23
Family Abuse - Prot Order	FP	1	2	2	0	2
Show Cause	SC	17	44	44	14	30
Civil Support	VS	8	14	14	8	6
<b>Adult Total</b>		<b>35</b>	<b>102</b>	<b>102</b>	<b>30</b>	<b>72</b>
<b>Juvenile</b>						
Abuse or Neglect	AN	1	7	7	1	6
Capias	CA	0	1	1	0	1
Custody Visitation	CV	22	41	41	27	14
Felony	DF	6	14	14	1	13
Misdemeanor	DM	11	39	39	9	30
Foster Care Review	FC	1	1	1	1	-
Initial Foster Care	IF	1	1	1	1	-
Permanency	PH	1	1	1	1	-
Petition	PT	0	2	2	1	1
Remand Custody	RC	1	1	1	1	-
Remand Visitation	RV	1	1	1	1	-
Show Cause	SC	1	1	1	1	-
Status	ST	4	10	10	4	6
Traffic	T	1	8	8	2	6
<b>Juvenile Total</b>		<b>51</b>	<b>128</b>	<b>128</b>	<b>51</b>	<b>77</b>
<b>Emporia Totals</b>		<b>86</b>	<b>230</b>	<b>230</b>	<b>81</b>	<b>149</b>

Calendared Filings					
	M	T	W	R	F
Week 1					
Week 2	■			■	■
Week 3	■		■		
Week 4	■				
Week 5	■				



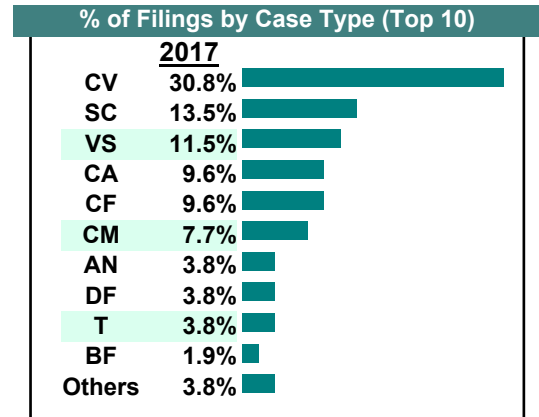
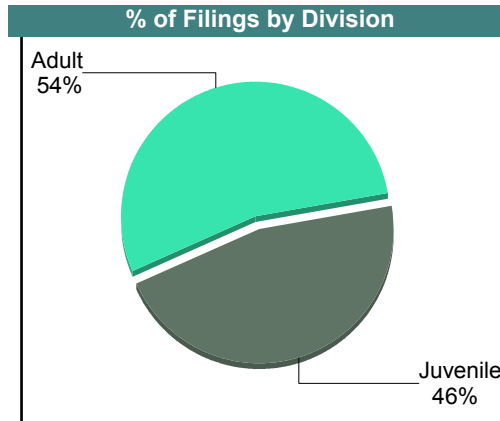
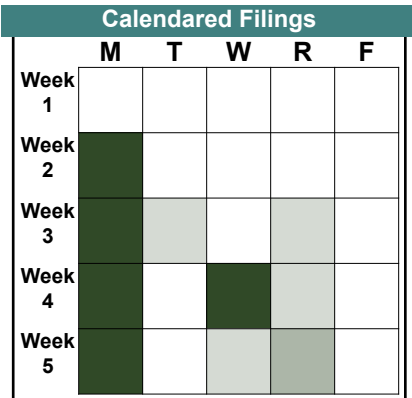
**CASELOAD STATISTICS OF THE JUVENILE & DOMESTIC RELATIONS COURTS**

June 2017

**Emporia**

District: 6

		<u>Filings</u>	<u>Hearings</u>	<u>Transactions</u>	<u>Concluded</u>	<u>Cont</u>
<b>Adult</b>						
Bond Forfeiture	BF	1	3	3	3	-
Capias	CA	4	10	10	2	8
Felony	CF	5	17	17	1	16
Misdemeanor	CM	4	28	28	5	23
Family Abuse - Prot Order	FP	1	3	3	2	1
Show Cause	SC	7	25	25	7	18
Civil Support	VS	6	12	12	8	4
<b>Adult Total</b>		<b>28</b>	<b>98</b>	<b>98</b>	<b>28</b>	<b>70</b>
<b>Juvenile</b>						
Abuse or Neglect	AN	2	28	28	0	28
Capias	CA	1	1	1	0	1
Child in Need of Services	CS	0	3	3	1	2
Custody Visitation	CV	16	47	47	7	40
Felony	DF	2	12	12	2	10
Misdemeanor	DM	0	31	31	7	24
Petition	PT	0	1	1	0	1
Show Cause	SC	0	1	1	1	-
Status	ST	1	9	9	2	7
Traffic	T	2	11	11	1	10
Truancy	TR	0	1	1	1	-
<b>Juvenile Total</b>		<b>24</b>	<b>145</b>	<b>145</b>	<b>22</b>	<b>123</b>
<b>Emporia Totals</b>		<b>52</b>	<b>243</b>	<b>243</b>	<b>50</b>	<b>193</b>



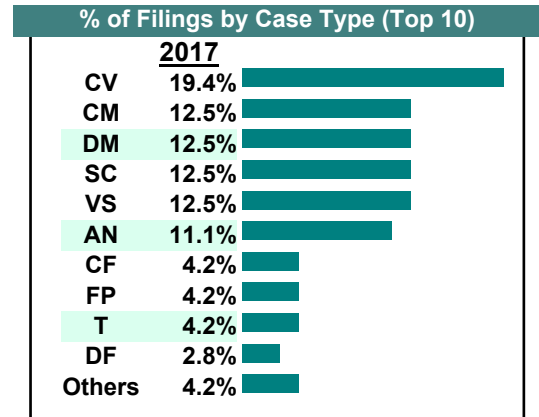
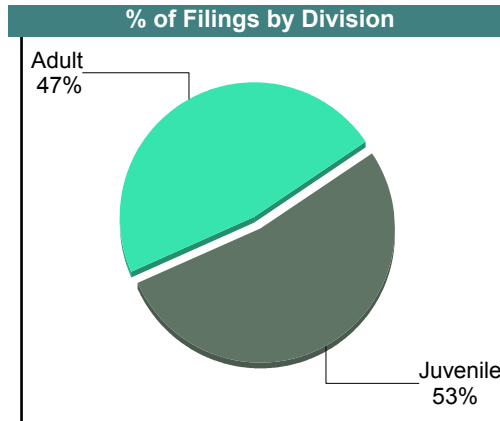
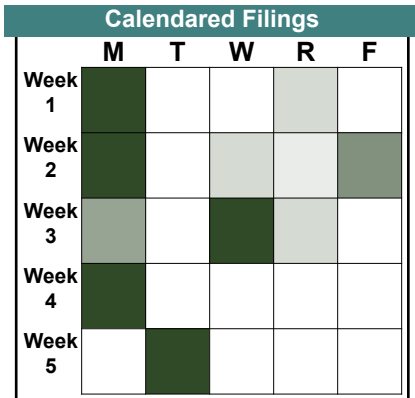
# CASELOAD STATISTICS OF THE JUVENILE & DOMESTIC RELATIONS COURTS

May 2017

Emporia

District: 6

		Filings	Hearings	Transactions	Concluded	Cont
<b>Adult</b>						
Bond Forfeiture	BF	0	1	1	0	1
Capias	CA	1	12	12	7	5
Felony	CF	3	8	8	0	8
Misdemeanor	CM	9	21	21	2	19
Family Abuse - Prot Order	FP	3	6	6	2	4
Motion - Prot Order	MP	1	1	1	1	-
Show Cause	SC	8	22	22	7	15
Civil Support	VS	9	13	13	7	6
<b>Adult Total</b>		<b>34</b>	<b>84</b>	<b>84</b>	<b>26</b>	<b>58</b>
<b>Juvenile</b>						
Abuse or Neglect	AN	8	14	14	0	14
Child in Need of Services	CS	0	1	1	0	1
Custody Visitation	CV	14	30	30	16	14
Felony	DF	2	13	13	4	9
Misdemeanor	DM	9	38	38	7	31
Petition	PT	0	1	1	0	1
Show Cause	SC	1	7	7	4	3
Status	ST	1	6	6	3	3
Traffic	T	3	5	5	2	3
Truancy	TR	0	2	2	0	2
<b>Juvenile Total</b>		<b>38</b>	<b>117</b>	<b>117</b>	<b>36</b>	<b>81</b>
<b>Emporia Totals</b>		<b>72</b>	<b>201</b>	<b>201</b>	<b>62</b>	<b>139</b>



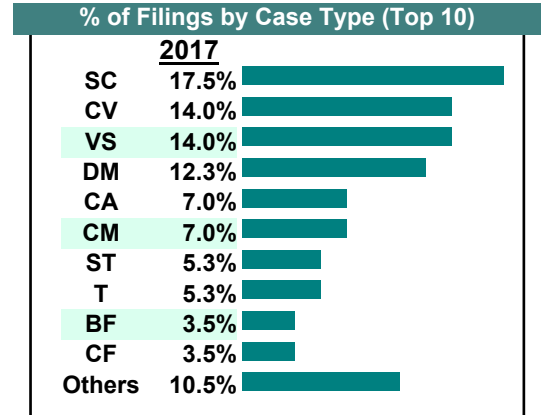
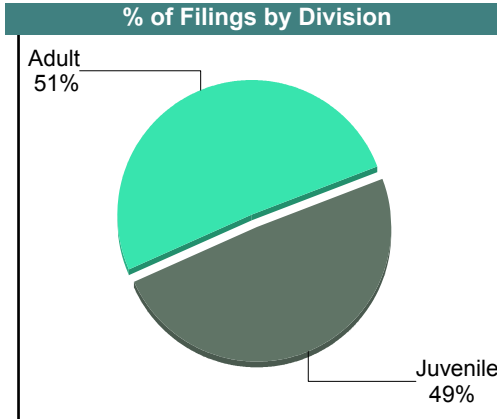
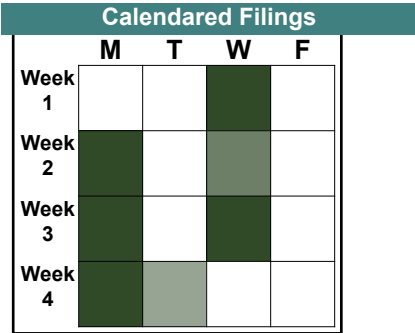
**CASELOAD STATISTICS OF THE JUVENILE & DOMESTIC RELATIONS COURTS**

**Emporia**

District: 6

April 2017

		<u>Filings</u>	<u>Hearings</u>	<u>Transactions</u>	<u>Concluded</u>	<u>Cont</u>
<b>Adult</b>						
Bond Forfeiture	BF	2	2	2	0	2
Capias	CA	4	9	9	2	7
Felony	CF	2	6	6	2	4
Misdemeanor	CM	4	24	24	5	19
Show Cause	SC	9	25	25	7	18
Civil Support	VS	8	10	10	4	6
<b>Adult Total</b>		<b>29</b>	<b>76</b>	<b>76</b>	<b>20</b>	<b>56</b>
<b>Juvenile</b>						
Abuse or Neglect	AN	1	6	6	3	3
Child in Need of Services	CS	1	4	4	1	3
Custody Visitation	CV	8	19	19	5	14
Felony	DF	0	17	17	1	16
Misdemeanor	DM	7	39	39	6	33
Petition	PT	0	1	1	0	1
Remand Custody	RC	1	1	1	1	-
Remand Visitation	RV	1	1	1	1	-
Show Cause	SC	1	4	4	1	3
Status	ST	3	8	8	1	7
Traffic	T	3	7	7	1	6
Truancy	TR	2	2	2	0	2
<b>Juvenile Total</b>		<b>28</b>	<b>109</b>	<b>109</b>	<b>21</b>	<b>88</b>
<b>Emporia Totals</b>		<b>57</b>	<b>185</b>	<b>185</b>	<b>41</b>	<b>144</b>



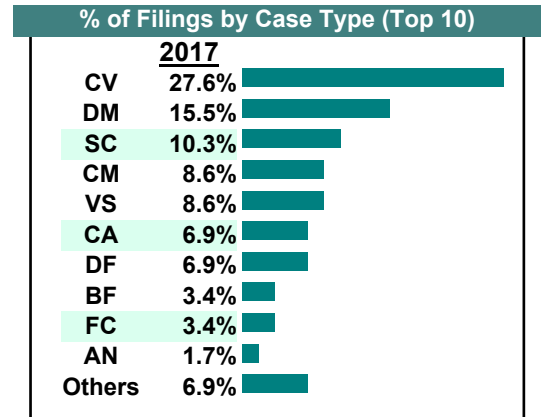
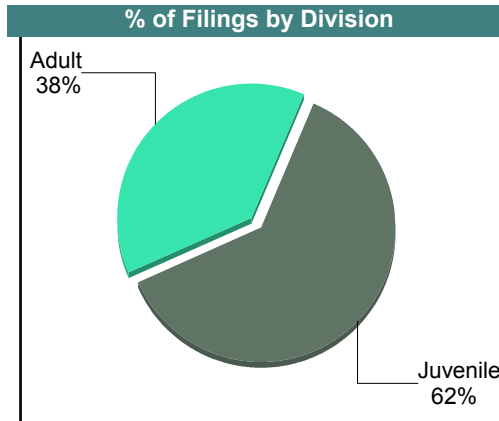
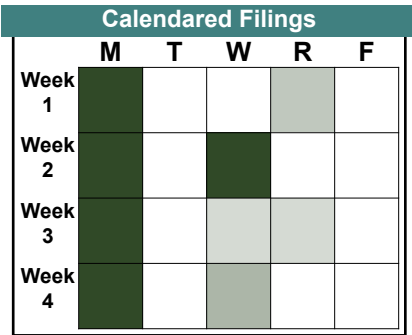
# CASELOAD STATISTICS OF THE JUVENILE & DOMESTIC RELATIONS COURTS

March 2017

Emporia

District: 6

		Filings	Hearings	Transactions	Concluded	Cont
<b>Adult</b>						
Bond Forfeiture	BF	2	3	3	1	2
Capias	CA	4	11	11	1	10
Felony	CF	1	3	3	2	1
Misdemeanor	CM	5	26	26	7	19
Family Abuse - Prot Order	FP	1	3	3	2	1
Show Cause	SC	4	13	13	4	9
Civil Support	VS	5	7	7	3	4
<b>Adult Total</b>		<b>22</b>	<b>66</b>	<b>66</b>	<b>20</b>	<b>46</b>
<b>Juvenile</b>						
Abuse or Neglect	AN	1	6	6	1	5
Child in Need of Services	CS	0	1	1	0	1
Custody Visitation	CV	16	25	25	10	15
Felony	DF	4	18	18	2	16
Misdemeanor	DM	9	33	33	4	29
Foster Care Review	FC	2	2	2	2	-
Initial Foster Care	IF	1	1	1	1	-
Petition	PT	0	2	2	1	1
Show Cause	SC	2	2	2	0	2
Status	ST	0	5	5	0	5
Traffic	T	1	1	1	1	-
<b>Juvenile Total</b>		<b>36</b>	<b>96</b>	<b>96</b>	<b>22</b>	<b>74</b>
<b>Emporia Totals</b>		<b>58</b>	<b>162</b>	<b>162</b>	<b>42</b>	<b>120</b>



**CASELOAD STATISTICS OF THE JUVENILE & DOMESTIC RELATIONS COURTS**

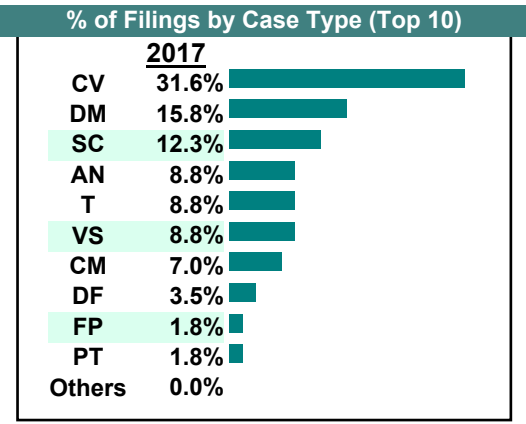
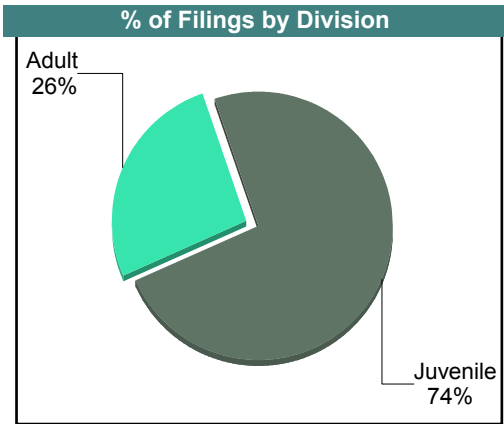
February 2017

**Emporia**

District: 6

		<u>Filings</u>	<u>Hearings</u>	<u>Transactions</u>	<u>Concluded</u>	<u>Cont</u>
<b>Adult</b>						
Non-Family Abuse Prot Order	AP	0	1	1	1	-
Capias	CA	0	6	6	1	5
Felony	CF	0	5	5	2	3
Misdemeanor	CM	4	23	23	6	17
Family Abuse - Prot Order	FP	1	2	2	1	1
Show Cause	SC	5	33	33	12	21
Civil Support	VS	5	14	14	9	5
<b>Adult Total</b>		<b>15</b>	<b>84</b>	<b>84</b>	<b>32</b>	<b>52</b>
<b>Juvenile</b>						
Abuse or Neglect	AN	5	13	13	1	12
Child in Need of Services	CS	0	1	1	0	1
Custody Visitation	CV	18	33	33	21	12
Felony	DF	2	16	16	6	10
Misdemeanor	DM	9	28	28	6	22
Petition	PT	1	2	2	0	2
Show Cause	SC	2	3	3	2	1
Status	ST	0	2	2	0	2
Traffic	T	5	9	9	4	5
<b>Juvenile Total</b>		<b>42</b>	<b>107</b>	<b>107</b>	<b>40</b>	<b>67</b>
<b>Emporia Totals</b>		<b>57</b>	<b>191</b>	<b>191</b>	<b>72</b>	<b>119</b>

Calendared Filings				
	M	W	R	F
Week 1	█	█	█	█
Week 2	█	█		
Week 3	█			





**CASELOAD STATISTICS OF THE JUVENILE & DOMESTIC RELATIONS COURTS**

January 2017

**Emporia**

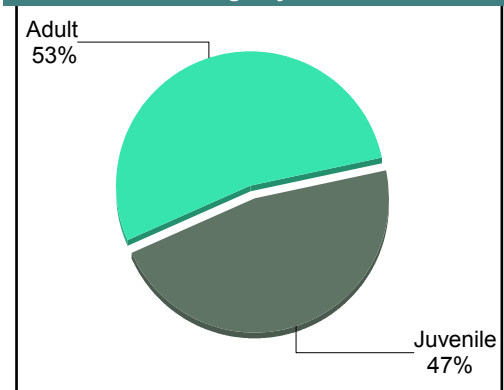
District: 6

		<u>Filings</u>	<u>Hearings</u>	<u>Transactions</u>	<u>Concluded</u>	<u>Cont</u>
<b>Adult</b>						
Non-Family Abuse Prot Order	AP	2	4	4	1	3
Capias	CA	5	12	12	3	9
Felony	CF	0	9	9	2	7
Misdemeanor	CM	5	41	41	5	36
Family Abuse - Prot Order	FP	1	1	1	0	1
Remand Support	RS	0	1	1	1	-
Show Cause	SC	8	34	34	9	25
Civil Support	VS	3	15	15	8	7
<b>Adult Total</b>		<b>24</b>	<b>117</b>	<b>117</b>	<b>29</b>	<b>88</b>
<b>Juvenile</b>						
Abuse or Neglect	AN	2	3	3	0	3
Capias	CA	0	4	4	1	3
Child in Need of Services	CS	0	3	3	0	3
Custody Visitation	CV	3	8	8	2	6
Felony	DF	1	19	19	0	19
Misdemeanor	DM	11	45	45	4	41
Show Cause	SC	0	6	6	2	4
Status	ST	3	8	8	0	8
Traffic	T	1	6	6	2	4
<b>Juvenile Total</b>		<b>21</b>	<b>102</b>	<b>102</b>	<b>11</b>	<b>91</b>
<b>Emporia Totals</b>		<b>45</b>	<b>219</b>	<b>219</b>	<b>40</b>	<b>179</b>

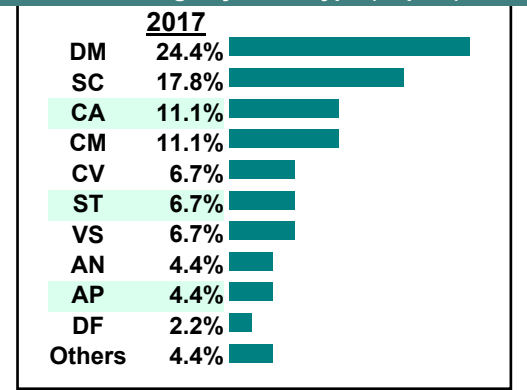
**Calendared Filings**

	<b>M</b>	<b>T</b>	<b>W</b>
Week 1			
Week 2			
Week 3			
Week 4			
Week 5			

**% of Filings by Division**



**% of Filings by Case Type (Top 10)**



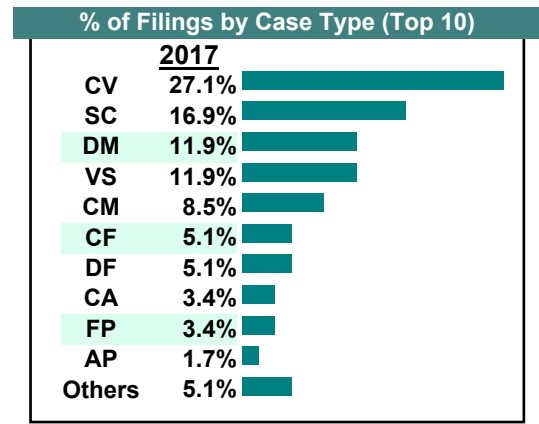
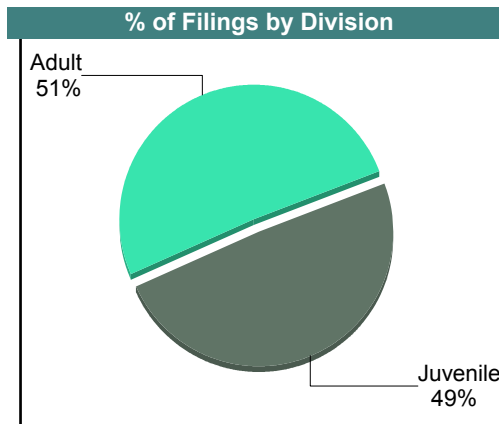

**CASELOAD STATISTICS OF THE JUVENILE & DOMESTIC RELATIONS COURTS**

**December 2017**

**Greenville**

District: 6

		<u>Filings</u>	<u>Hearings</u>	<u>Transactions</u>	<u>Concluded</u>	<u>Cont</u>
<b><u>Adult</u></b>						
Non-Family Abuse Prot Order	AP	1	1	1	1	-
Capias	CA	2	6	6	2	4
Felony	CF	3	3	3	0	3
Misdemeanor	CM	5	15	15	3	12
Family Abuse - Prot Order	FP	2	4	4	1	3
Show Cause	SC	10	30	30	13	17
Civil Support	VS	7	14	14	6	8
<b>Adult Total</b>		<b>30</b>	<b>73</b>	<b>73</b>	<b>26</b>	<b>47</b>
<b><u>Juvenile</u></b>						
Abuse or Neglect	AN	0	4	4	0	4
Child in Need of Services	CS	0	3	3	2	1
Custody Visitation	CV	16	33	33	13	20
Felony	DF	3	38	38	20	18
Misdemeanor	DM	7	24	24	6	18
Foster Care Review	FC	1	1	1	1	-
Permanency	PH	1	1	1	1	-
Petition	PT	1	3	3	0	3
Show Cause	SC	0	2	2	1	1
<b>Juvenile Total</b>		<b>29</b>	<b>109</b>	<b>109</b>	<b>44</b>	<b>65</b>
<b>Greenville Totals</b>		<b>59</b>	<b>182</b>	<b>182</b>	<b>70</b>	<b>112</b>



**CASELOAD STATISTICS OF THE JUVENILE & DOMESTIC RELATIONS COURTS**

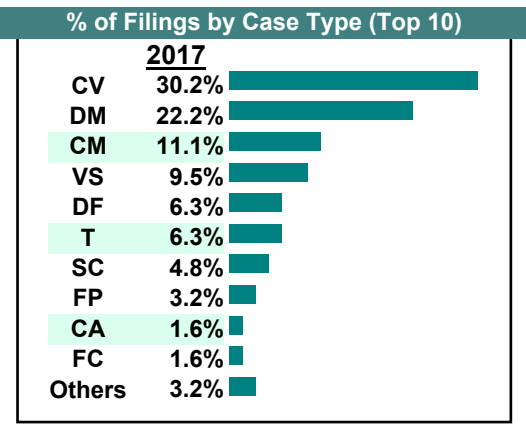
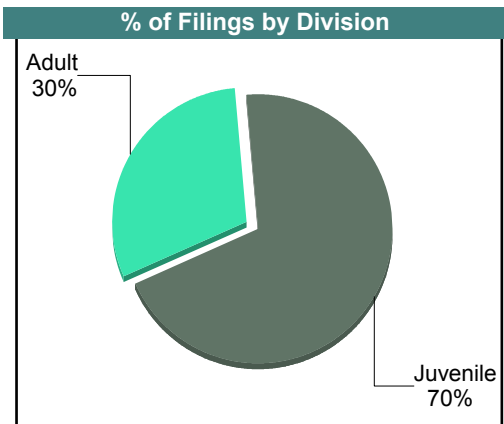
November 2017

**Greenville**

District: 6

		<u>Filings</u>	<u>Hearings</u>	<u>Transactions</u>	<u>Concluded</u>	<u>Cont</u>
<b><u>Adult</u></b>						
Capias	CA	1	6	6	2	4
Felony	CF	0	11	11	1	10
Misdemeanor	CM	7	17	17	3	14
Family Abuse - Prot Order	FP	2	6	6	4	2
Show Cause	SC	3	14	14	4	10
Civil Support	VS	6	11	11	4	7
<b>Adult Total</b>		<b>19</b>	<b>65</b>	<b>65</b>	<b>18</b>	<b>47</b>
<b><u>Juvenile</u></b>						
Abuse or Neglect	AN	0	5	5	2	3
Custody Visitation	CV	19	30	30	24	6
Felony	DF	4	40	40	21	19
Misdemeanor	DM	14	44	44	20	24
Foster Care Review	FC	1	1	1	1	-
Initial Foster Care	IF	1	1	1	1	-
Petition	PT	1	1	1	0	1
Show Cause	SC	0	1	1	0	1
Status	ST	0	1	1	1	-
Traffic	T	4	5	5	3	2
<b>Juvenile Total</b>		<b>44</b>	<b>129</b>	<b>129</b>	<b>73</b>	<b>56</b>
<b>Greenville Totals</b>		<b>63</b>	<b>194</b>	<b>194</b>	<b>91</b>	<b>103</b>

<b>Calendared Filings</b>			
	<b>M</b>	<b>W</b>	<b>F</b>
Week 1			
Week 2			
Week 3			
Week 4			
Week 5			



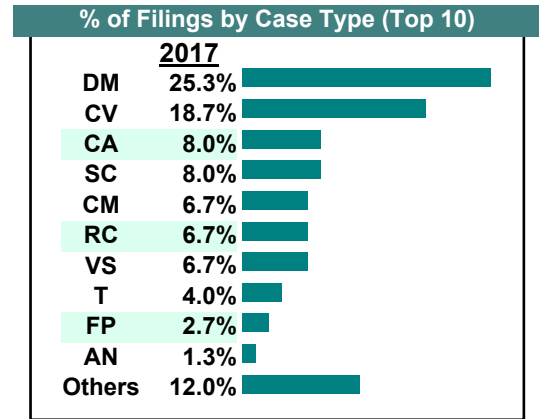
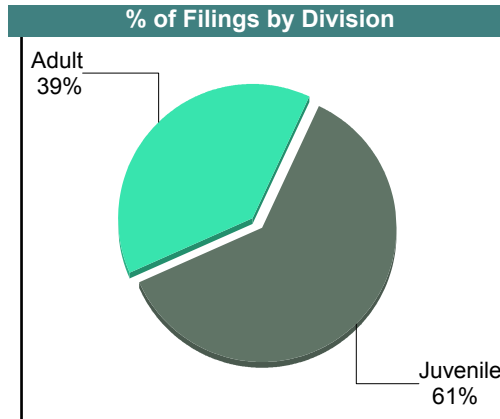

**CASELOAD STATISTICS OF THE JUVENILE & DOMESTIC RELATIONS COURTS**

**October 2017**

**Greenville**

District: 6

		<u>Filings</u>	<u>Hearings</u>	<u>Transactions</u>	<u>Concluded</u>	<u>Cont</u>
<b><u>Adult</u></b>						
Bond Forfeiture	BF	1	1	1	1	-
Capias	CA	6	9	9	4	5
Felony	CF	1	15	15	1	14
Misdemeanor	CM	5	18	18	3	15
Family Abuse - Prot Order	FP	2	6	6	2	4
Motion - Prot Order	MP	1	1	1	1	-
Remand Support	RS	1	1	1	1	-
Show Cause	SC	6	17	17	8	9
SL/Other	SL	1	1	1	1	-
Civil Support	VS	5	13	13	7	6
<b>Adult Total</b>		<b>29</b>	<b>82</b>	<b>82</b>	<b>29</b>	<b>53</b>
<b><u>Juvenile</u></b>						
Abuse or Neglect	AN	1	4	4	0	4
Capias	CA	0	2	2	1	1
Custody Visitation	CV	14	32	32	15	17
Felony	DF	1	59	59	0	59
Misdemeanor	DM	19	38	38	6	32
Foster Care Review	FC	1	1	1	1	-
Remand Custody	RC	5	5	5	5	-
Remand Visitation	RV	1	1	1	1	-
Status	ST	1	1	1	0	1
Traffic	T	3	6	6	5	1
<b>Juvenile Total</b>		<b>46</b>	<b>149</b>	<b>149</b>	<b>34</b>	<b>115</b>
<b>Greenville Totals</b>		<b>75</b>	<b>231</b>	<b>231</b>	<b>63</b>	<b>168</b>



**CASELOAD STATISTICS OF THE JUVENILE & DOMESTIC RELATIONS COURTS**

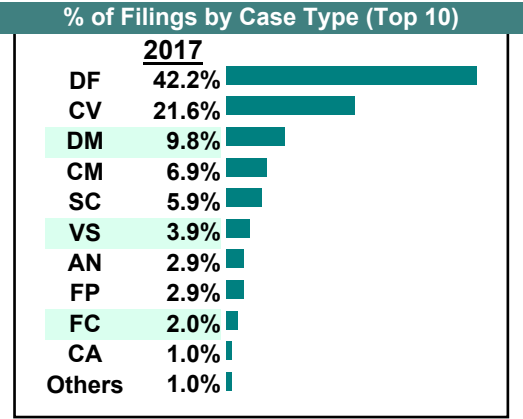
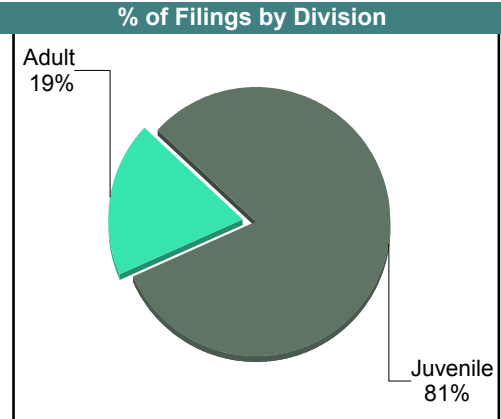
September 2017

**Greenville**

District: 6

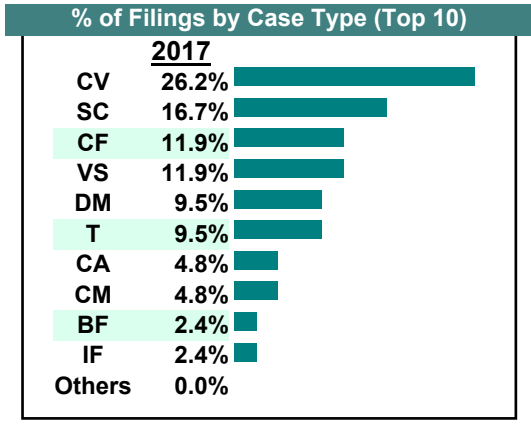
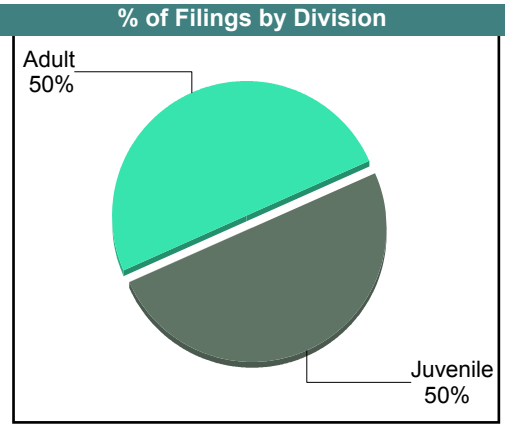
		<u>Filings</u>	<u>Hearings</u>	<u>Transactions</u>	<u>Concluded</u>	<u>Cont</u>
<b><u>Adult</u></b>						
Capias	CA	1	4	4	2	2
Felony	CF	0	2	2	0	2
Misdemeanor	CM	7	14	14	4	10
Family Abuse - Prot Order	FP	2	3	3	0	3
Show Cause	SC	5	14	14	0	14
Civil Support	VS	4	6	6	1	5
<b>Adult Total</b>		<b>19</b>	<b>43</b>	<b>43</b>	<b>7</b>	<b>36</b>
<b><u>Juvenile</u></b>						
Abuse or Neglect	AN	3	6	6	0	6
Child in Need of Services	CS	0	1	1	0	1
Custody Visitation	CV	22	30	30	10	20
Felony	DF	43	79	79	0	79
Misdemeanor	DM	10	19	19	6	13
Foster Care Review	FC	2	2	2	2	-
Family Abuse - Prot Order	FP	1	1	1	1	-
Petition	PT	1	1	1	0	1
Show Cause	SC	1	3	3	1	2
Traffic	T	0	2	2	2	-
<b>Juvenile Total</b>		<b>83</b>	<b>144</b>	<b>144</b>	<b>22</b>	<b>122</b>
<b>Greenville Totals</b>		<b>102</b>	<b>187</b>	<b>187</b>	<b>29</b>	<b>158</b>

<b>Calendared Filings</b>				
	<b>M</b>	<b>W</b>	<b>R</b>	<b>F</b>
Week 1				
Week 2				
Week 3				
Week 4				



		Filings	Hearings	Transactions	Concluded	Cont
<b>Adult</b>						
Bond Forfeiture	BF	1	1	1	0	1
Capias	CA	2	5	5	1	4
Felony	CF	5	7	7	1	6
Misdemeanor	CM	2	9	9	2	7
Family Abuse - Prot Order	FP	0	1	1	1	-
Show Cause	SC	6	19	19	8	11
Civil Support	VS	5	7	7	4	3
<b>Adult Total</b>		<b>21</b>	<b>49</b>	<b>49</b>	<b>17</b>	<b>32</b>
<b>Juvenile</b>						
Abuse or Neglect	AN	0	1	1	1	-
Capias	CA	0	2	2	0	2
Custody Visitation	CV	11	22	22	8	14
Felony	DF	0	13	13	0	13
Misdemeanor	DM	4	14	14	2	12
Initial Foster Care	IF	1	1	1	1	-
Show Cause	SC	1	1	1	0	1
Traffic	T	4	4	4	2	2
<b>Juvenile Total</b>		<b>21</b>	<b>58</b>	<b>58</b>	<b>14</b>	<b>44</b>
<b>Greenville Totals</b>		<b>42</b>	<b>107</b>	<b>107</b>	<b>31</b>	<b>76</b>

Calendared Filings				
	M	T	W	F
Week 1	█	█		
Week 2	█		█	
Week 3	█		█	
Week 4	█			



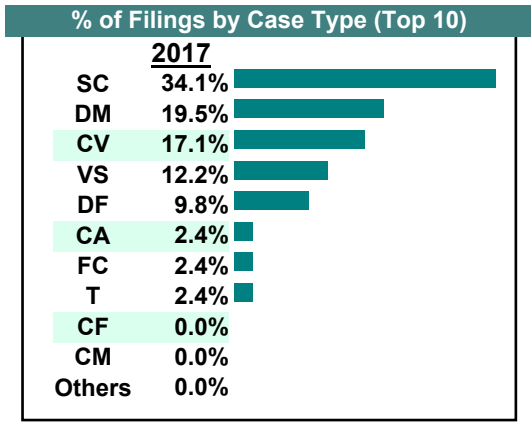
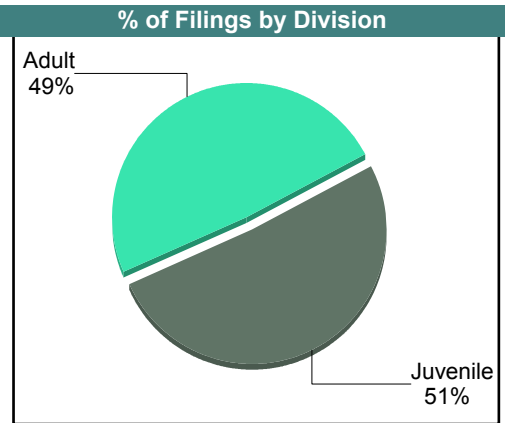

CASELOAD STATISTICS OF THE JUVENILE & DOMESTIC RELATIONS COURTS

July 2017

Greenville

District: 6

		Filings	Hearings	Transactions	Concluded	Cont
<b>Adult</b>						
Capias	CA	1	4	4	1	3
Felony	CF	0	5	5	3	2
Misdemeanor	CM	0	4	4	2	2
Family Abuse - Prot Order	FP	0	1	1	0	1
Show Cause	SC	14	31	31	11	20
Civil Support	VS	5	11	11	7	4
<b>Adult Total</b>		<b>20</b>	<b>56</b>	<b>56</b>	<b>24</b>	<b>32</b>
<b>Juvenile</b>						
Child in Need of Services	CS	0	2	2	0	2
Custody Visitation	CV	7	25	25	13	12
Felony	DF	4	6	6	1	5
Misdemeanor	DM	8	11	11	2	9
Foster Care Review	FC	1	1	1	1	-
Show Cause	SC	0	1	1	0	1
Traffic	T	1	4	4	1	3
<b>Juvenile Total</b>		<b>21</b>	<b>50</b>	<b>50</b>	<b>18</b>	<b>32</b>
<b>Greenville Totals</b>		<b>41</b>	<b>106</b>	<b>106</b>	<b>42</b>	<b>64</b>



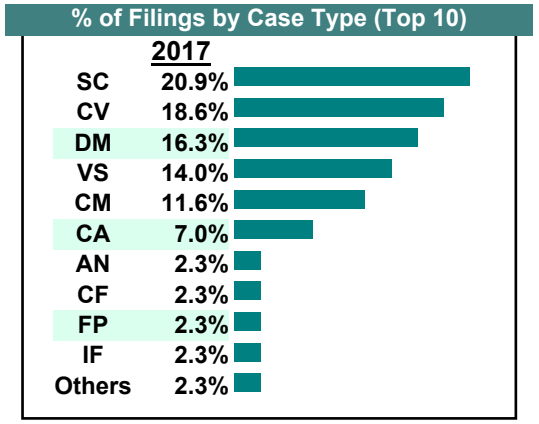
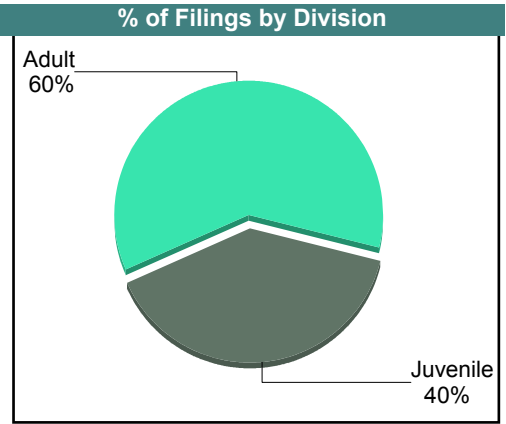

CASELOAD STATISTICS OF THE JUVENILE & DOMESTIC RELATIONS COURTS

June 2017

Greenville

District: 6

		Filings	Hearings	Transactions	Concluded	Cont
<b>Adult</b>						
Capias	CA	3	7	7	4	3
Felony	CF	1	5	5	0	5
Misdemeanor	CM	5	16	16	5	11
Family Abuse - Prot Order	FP	1	2	2	1	1
Motion - Prot Order	MP	1	1	1	1	-
Show Cause	SC	9	24	24	12	12
Civil Support	VS	6	11	11	5	6
<b>Adult Total</b>		<b>26</b>	<b>66</b>	<b>66</b>	<b>28</b>	<b>38</b>
<b>Juvenile</b>						
Abuse or Neglect	AN	1	3	3	1	2
Child in Need of Services	CS	0	1	1	0	1
Custody Visitation	CV	8	29	29	15	14
Felony	DF	0	7	7	1	6
Misdemeanor	DM	7	18	18	7	11
Initial Foster Care	IF	1	1	1	1	-
Status	ST	0	1	1	1	-
Traffic	T	0	1	1	0	1
<b>Juvenile Total</b>		<b>17</b>	<b>61</b>	<b>61</b>	<b>26</b>	<b>35</b>
<b>Greenville Totals</b>		<b>43</b>	<b>127</b>	<b>127</b>	<b>54</b>	<b>73</b>





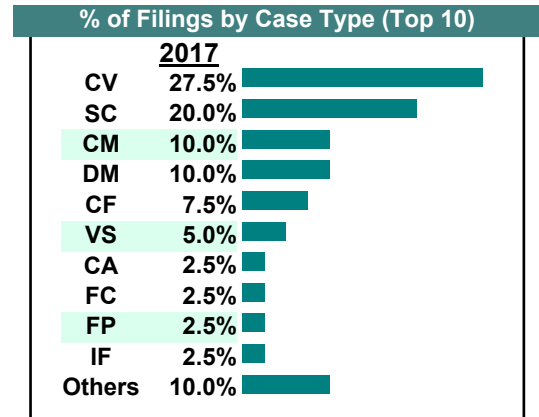
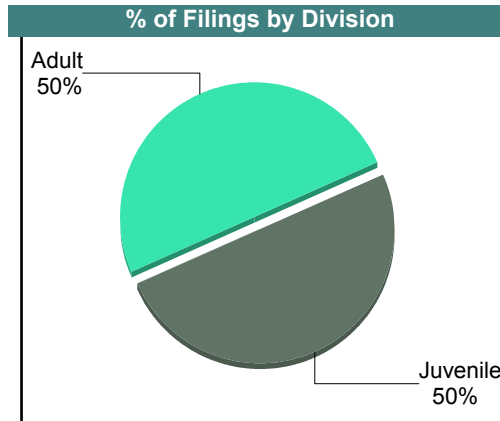
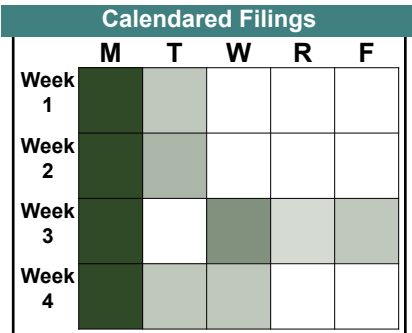
**CASELOAD STATISTICS OF THE JUVENILE & DOMESTIC RELATIONS COURTS**

May 2017

**Greenville**

District: 6

		<u>Filings</u>	<u>Hearings</u>	<u>Transactions</u>	<u>Concluded</u>	<u>Cont</u>
<b><u>Adult</u></b>						
Capias	CA	1	3	3	2	1
Felony	CF	3	3	3	0	3
Misdemeanor	CM	4	12	12	4	8
Family Abuse - Prot Order	FP	1	2	2	1	1
Motion - Prot Order	MP	1	1	1	1	-
Show Cause	SC	8	23	23	7	16
Civil Support	VS	2	6	6	2	4
<b>Adult Total</b>		<b>20</b>	<b>50</b>	<b>50</b>	<b>17</b>	<b>33</b>
<b><u>Juvenile</u></b>						
Abuse or Neglect	AN	0	2	2	1	1
Child in Need of Services	CS	0	1	1	0	1
Custody Visitation	CV	11	20	20	10	10
Felony	DF	0	3	3	1	2
Misdemeanor	DM	4	10	10	2	8
Foster Care Review	FC	1	1	1	1	-
Initial Foster Care	IF	1	1	1	1	-
Remand Custody	RC	1	1	1	1	-
Remand Visitation	RV	1	1	1	1	-
Show Cause	SC	0	1	1	0	1
Status	ST	1	1	1	0	1
Traffic	T	0	2	2	0	2
Truancy	TR	0	1	1	1	-
<b>Juvenile Total</b>		<b>20</b>	<b>45</b>	<b>45</b>	<b>19</b>	<b>26</b>
<b>Greenville Totals</b>		<b>40</b>	<b>95</b>	<b>95</b>	<b>36</b>	<b>59</b>



**CASELOAD STATISTICS OF THE JUVENILE & DOMESTIC RELATIONS COURTS**

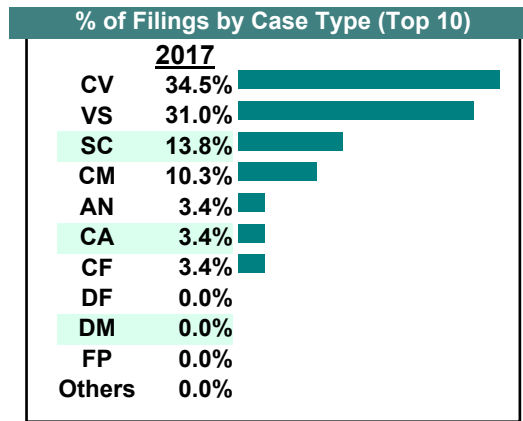
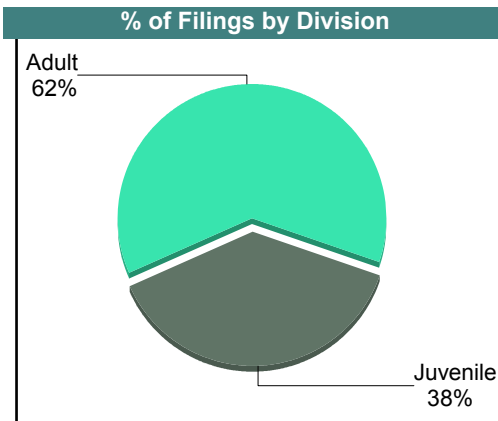
**Greenville**

District: 6

April 2017

		<u>Filings</u>	<u>Hearings</u>	<u>Transactions</u>	<u>Concluded</u>	<u>Cont</u>
<b><u>Adult</u></b>						
Capias	CA	1	2	2	0	2
Felony	CF	1	1	1	0	1
Misdemeanor	CM	3	3	3	0	3
Family Abuse - Prot Order	FP	0	1	1	0	1
Show Cause	SC	4	15	15	8	7
Civil Support	VS	9	11	11	9	2
<b>Adult Total</b>		<b>18</b>	<b>33</b>	<b>33</b>	<b>17</b>	<b>16</b>
<b><u>Juvenile</u></b>						
Abuse or Neglect	AN	1	3	3	0	3
Capias	CA	0	3	3	1	2
Custody Visitation	CV	10	25	25	6	19
Felony	DF	0	9	9	0	9
Misdemeanor	DM	0	6	6	2	4
Show Cause	SC	0	1	1	0	1
Traffic	T	0	7	7	1	6
Truancy	TR	0	1	1	0	1
<b>Juvenile Total</b>		<b>11</b>	<b>55</b>	<b>55</b>	<b>10</b>	<b>45</b>
<b>Greenville Totals</b>		<b>29</b>	<b>88</b>	<b>88</b>	<b>27</b>	<b>61</b>

<b>Calendared Filings</b>				
	<b>M</b>	<b>T</b>	<b>W</b>	<b>F</b>
Week 1				
Week 2				
Week 3				
Week 4				



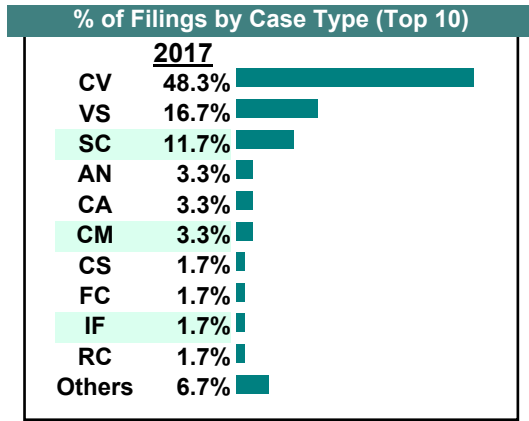
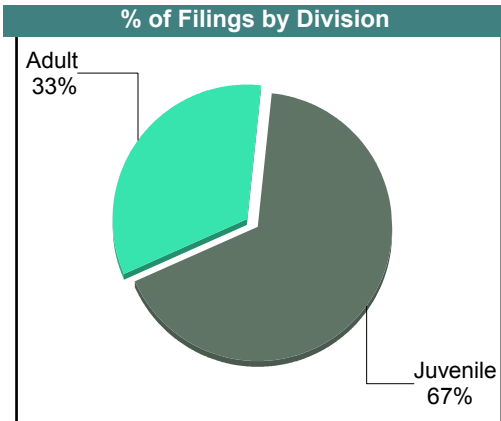
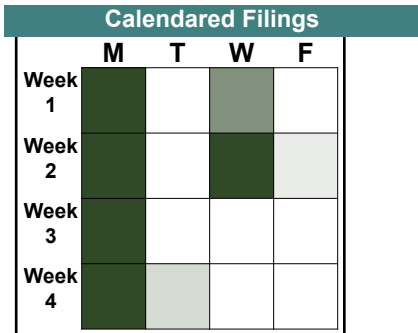
**CASELOAD STATISTICS OF THE JUVENILE & DOMESTIC RELATIONS COURTS**

**Greenville**

District: 6

March 2017

		<u>Filings</u>	<u>Hearings</u>	<u>Transactions</u>	<u>Concluded</u>	<u>Cont</u>
<b><u>Adult</u></b>						
Capias	CA	1	2	2	0	2
Felony	CF	0	3	3	1	2
Misdemeanor	CM	2	3	3	0	3
Family Abuse - Prot Order	FP	0	1	1	0	1
Show Cause	SC	6	17	17	5	12
SL/Other	SL	1	1	1	1	-
Civil Support	VS	10	14	14	10	4
<b>Adult Total</b>		<b>20</b>	<b>41</b>	<b>41</b>	<b>17</b>	<b>24</b>
<b><u>Juvenile</u></b>						
Abuse or Neglect	AN	2	5	5	2	3
Capias	CA	1	5	5	0	5
Child in Need of Services	CS	1	3	3	0	3
Custody Visitation	CV	29	35	35	26	9
Felony	DF	0	4	4	3	1
Misdemeanor	DM	0	4	4	2	2
Foster Care Review	FC	1	1	1	1	-
Initial Foster Care	IF	1	1	1	1	-
Remand Custody	RC	1	1	1	1	-
Remand Visitation	RV	1	1	1	1	-
Show Cause	SC	1	1	1	0	1
Traffic	T	1	3	3	1	2
Truancy	TR	1	1	1	0	1
<b>Juvenile Total</b>		<b>40</b>	<b>65</b>	<b>65</b>	<b>38</b>	<b>27</b>
<b>Greenville Totals</b>		<b>60</b>	<b>106</b>	<b>106</b>	<b>55</b>	<b>51</b>



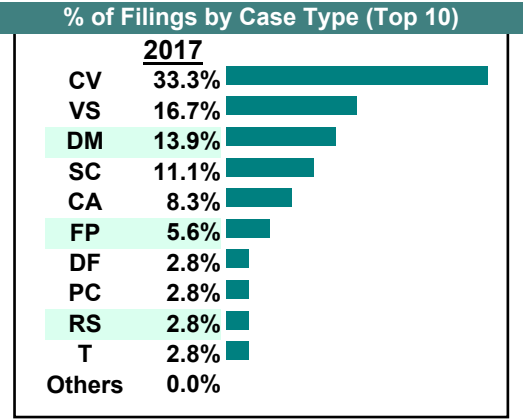
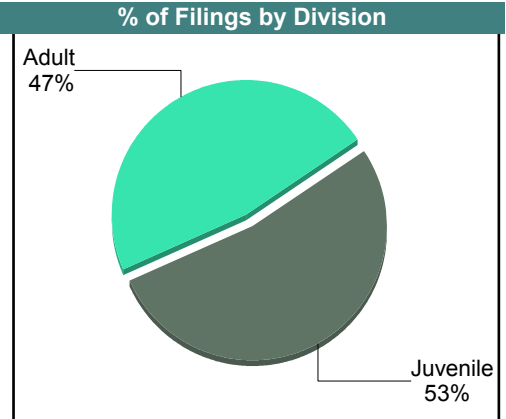
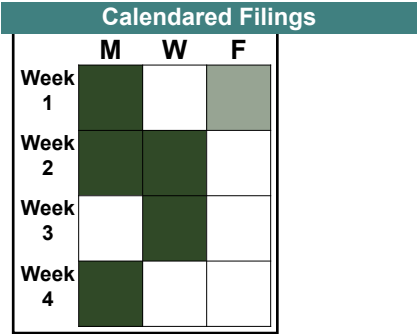
CASELOAD STATISTICS OF THE JUVENILE & DOMESTIC RELATIONS COURTS

February 2017

Greenville

District: 6

		<u>Filings</u>	<u>Hearings</u>	<u>Transactions</u>	<u>Concluded</u>	<u>Cont</u>
<b>Adult</b>						
Capias	CA	3	7	7	5	2
Felony	CF	0	1	1	0	1
Misdemeanor	CM	0	10	10	5	5
Family Abuse - Prot Order	FP	2	3	3	1	2
Protective Order	PC	1	1	1	1	-
Remand Support	RS	1	1	1	1	-
Show Cause	SC	4	21	21	7	14
Civil Support	VS	6	13	13	6	7
<b>Adult Total</b>		<b>17</b>	<b>57</b>	<b>57</b>	<b>26</b>	<b>31</b>
<b>Juvenile</b>						
Abuse or Neglect	AN	0	2	2	0	2
Child in Need of Services	CS	0	1	1	1	-
Custody Visitation	CV	12	51	51	26	25
Felony	DF	1	29	29	23	6
Misdemeanor	DM	5	19	19	6	13
Petition	PT	0	1	1	1	-
Traffic	T	1	4	4	3	1
Term Parental Rights	TP	0	2	2	2	-
<b>Juvenile Total</b>		<b>19</b>	<b>109</b>	<b>109</b>	<b>62</b>	<b>47</b>
<b>Greenville Totals</b>		<b>36</b>	<b>166</b>	<b>166</b>	<b>88</b>	<b>78</b>



**CASELOAD STATISTICS OF THE JUVENILE & DOMESTIC RELATIONS COURTS**

January 2017

**Greenville**

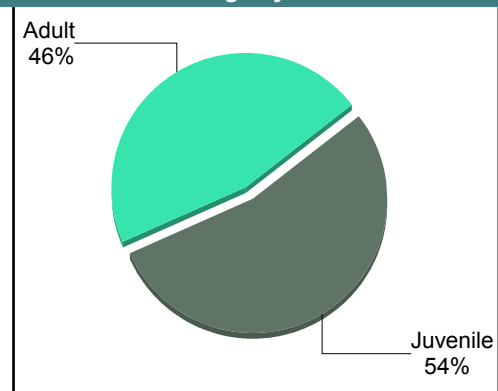
District: 6

		<u>Filings</u>	<u>Hearings</u>	<u>Transactions</u>	<u>Concluded</u>	<u>Cont</u>
<b><u>Adult</u></b>						
Felony	CF	1	1	1	0	1
Misdemeanor	CM	0	8	8	4	4
Show Cause	SC	5	24	24	7	17
Civil Support	VS	6	16	16	11	5
<b>Adult Total</b>		<b>12</b>	<b>49</b>	<b>49</b>	<b>22</b>	<b>27</b>
<b><u>Juvenile</u></b>						
Abuse or Neglect	AN	1	1	1	0	1
Child in Need of Services	CS	1	1	1	0	1
Custody Visitation	CV	7	15	15	6	9
Felony	DF	1	20	20	1	19
Misdemeanor	DM	1	7	7	3	4
Traffic	T	3	7	7	1	6
Term Parental Rights	TP	0	2	2	0	2
<b>Juvenile Total</b>		<b>14</b>	<b>53</b>	<b>53</b>	<b>11</b>	<b>42</b>
<b>Greenville Totals</b>		<b>26</b>	<b>102</b>	<b>102</b>	<b>33</b>	<b>69</b>

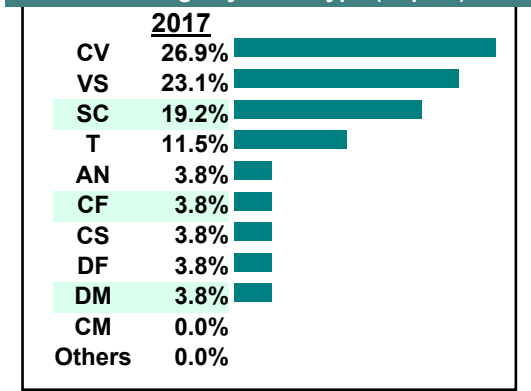
**Calendared Filings**

	<b>M</b>	<b>T</b>	<b>W</b>
Week 1	■		
Week 2			■
Week 3	■	■	■
Week 4	■		

**% of Filings by Division**



**% of Filings by Case Type (Top 10)**



**CASELOAD STATISTICS OF THE JUVENILE & DOMESTIC RELATIONS COURTS**

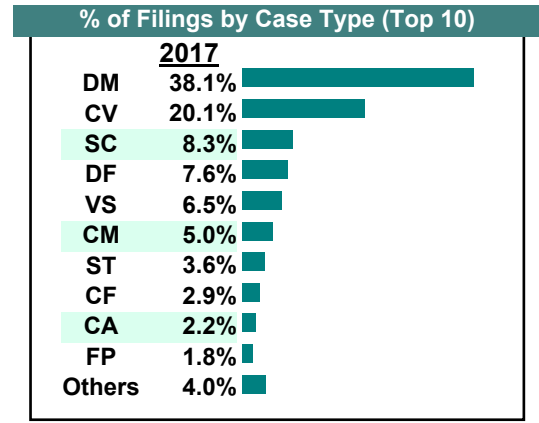
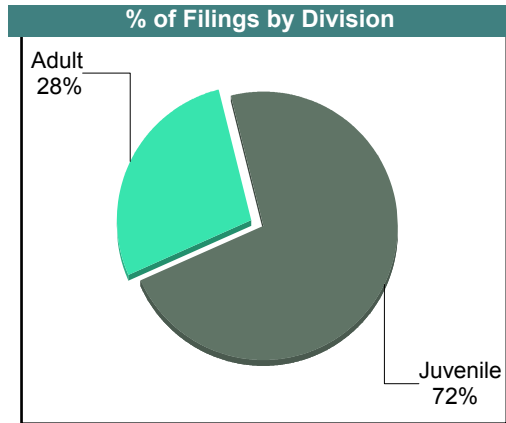
December 2017

**Hopewell**

District: 6

		<u>Filings</u>	<u>Hearings</u>	<u>Transactions</u>	<u>Concluded</u>	<u>Cont</u>
<b><u>Adult</u></b>						
Non-Family Abuse Prot Order	AP	1	1	1	0	1
Bond Forfeiture	BF	1	5	5	3	2
Capias	CA	6	31	31	10	21
Felony	CF	8	39	39	2	37
Misdemeanor	CM	14	54	54	21	33
Family Abuse - Prot Order	FP	4	10	10	4	6
Motion - Prot Order	MP	1	1	1	1	-
Show Cause	SC	23	81	81	27	54
SL/Other	SL	1	1	1	1	-
Civil Support	VS	18	48	48	23	25
<b>Adult Total</b>		<b>77</b>	<b>271</b>	<b>271</b>	<b>92</b>	<b>179</b>
<b><u>Juvenile</u></b>						
Abuse or Neglect	AN	0	9	9	3	6
Non-Family Abuse Prot Order	AP	0	1	1	1	-
Custody Visitation	CV	56	139	139	73	66
Felony	DF	21	41	41	6	35
Misdemeanor	DM	106	128	128	11	117
Family Abuse - Prot Order	FP	1	1	1	0	1
Initial Foster Care	IF	1	1	1	1	-
Petition	PT	0	2	2	0	2
Remand Custody	RC	1	2	2	2	-
Remand Visitation	RV	1	2	2	2	-
Show Cause	SC	0	1	1	1	-
Status	ST	10	22	22	10	12
Traffic	T	4	8	8	5	3
<b>Juvenile Total</b>		<b>201</b>	<b>357</b>	<b>357</b>	<b>115</b>	<b>242</b>
<b>Hopewell Totals</b>		<b>278</b>	<b>628</b>	<b>628</b>	<b>207</b>	<b>421</b>

Calendared Filings					
	M	T	W	R	F
Week 1					
Week 2					
Week 3					
Week 4					



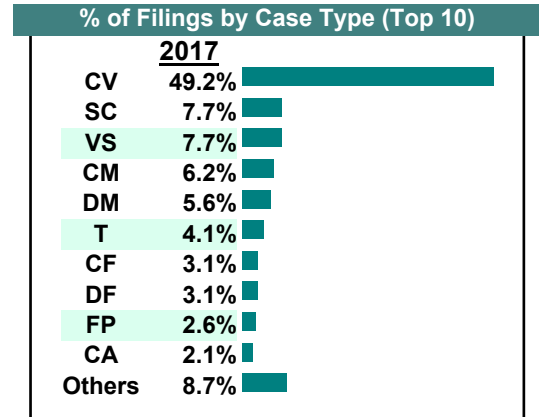
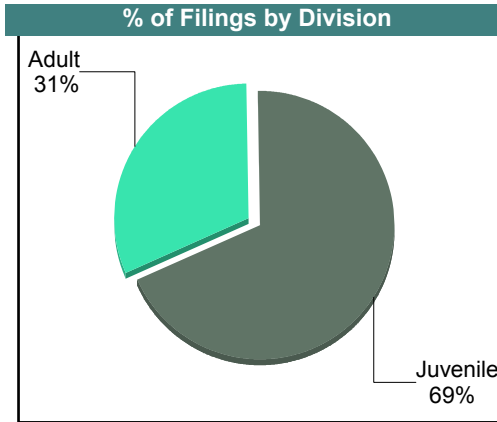

# CASELOAD STATISTICS OF THE JUVENILE & DOMESTIC RELATIONS COURTS

November 2017

Hopewell

District: 6

		<u>Filings</u>	<u>Hearings</u>	<u>Transactions</u>	<u>Concluded</u>	<u>Cont</u>
<b><u>Adult</u></b>						
Bond Forfeiture	BF	1	1	1	1	-
Capias	CA	4	17	17	6	11
Felony	CF	6	20	20	9	11
Misdemeanor	CM	12	33	33	9	24
Family Abuse - Prot Order	FP	5	15	15	7	8
Motion - Prot Order	MP	3	3	3	3	-
Violation of PO	PV	1	1	1	1	-
Show Cause	SC	14	37	37	6	31
Civil Support	VS	15	28	28	6	22
<b>Adult Total</b>		<b>61</b>	<b>155</b>	<b>155</b>	<b>48</b>	<b>107</b>
<b><u>Juvenile</u></b>						
Abuse or Neglect	AN	1	14	14	2	12
Custody Visitation	CV	96	179	179	68	111
Felony	DF	6	38	38	1	37
Misdemeanor	DM	11	52	52	30	22
Foster Care Review	FC	1	1	1	1	-
Family Abuse - Prot Order	FP	0	2	2	1	1
Initial Foster Care	IF	2	2	2	2	-
Permanency	PH	4	4	4	4	-
Petition	PT	2	5	5	1	4
Show Cause	SC	1	2	2	1	1
Status	ST	2	5	5	1	4
Traffic	T	8	11	11	6	5
<b>Juvenile Total</b>		<b>134</b>	<b>315</b>	<b>315</b>	<b>118</b>	<b>197</b>
<b>Hopewell Totals</b>		<b>195</b>	<b>470</b>	<b>470</b>	<b>166</b>	<b>304</b>



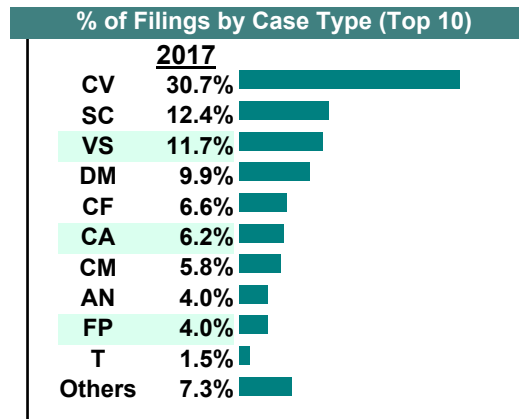
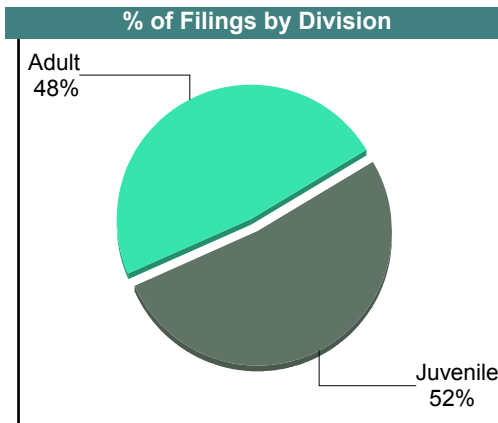

**CASELOAD STATISTICS OF THE JUVENILE & DOMESTIC RELATIONS COURTS**

October 2017

**Hopewell**

District: 6

		<u>Filings</u>	<u>Hearings</u>	<u>Transactions</u>	<u>Concluded</u>	<u>Cont</u>
<b><u>Adult</u></b>						
Non-Family Abuse Prot Order	AP	1	2	2	2	-
Bond Forfeiture	BF	1	2	2	1	1
Capias	CA	17	53	53	11	42
Felony	CF	18	47	47	10	37
Misdemeanor	CM	16	80	80	29	51
Family Abuse - Prot Order	FP	10	21	21	9	12
Remand Support	RS	2	2	2	2	-
Show Cause	SC	34	104	104	29	75
SL/Other	SL	1	1	1	1	-
Civil Support	VS	32	60	60	28	32
<b>Adult Total</b>		<b>132</b>	<b>372</b>	<b>372</b>	<b>122</b>	<b>250</b>
<b><u>Juvenile</u></b>						
Abuse or Neglect	AN	11	16	16	1	15
Custody Relief	CR	0	1	1	1	-
Child in Need of Services	CS	0	2	2	1	1
Custody Visitation	CV	84	164	164	80	84
Felony	DF	1	17	17	7	10
Misdemeanor	DM	27	63	63	24	39
Family Abuse - Prot Order	FP	1	2	2	0	2
Initial Foster Care	IF	2	2	2	2	-
Permanency	PH	2	2	2	2	-
Petition	PT	1	4	4	1	3
Remand Custody	RC	3	3	3	2	1
Remand Visitation	RV	3	3	3	2	1
Show Cause	SC	0	5	5	2	3
Status	ST	1	11	11	6	5
Traffic	T	4	4	4	1	3
Term Parental Rights	TP	2	2	2	2	-
<b>Juvenile Total</b>		<b>142</b>	<b>301</b>	<b>301</b>	<b>134</b>	<b>167</b>
<b>Hopewell Totals</b>		<b>274</b>	<b>673</b>	<b>673</b>	<b>256</b>	<b>417</b>





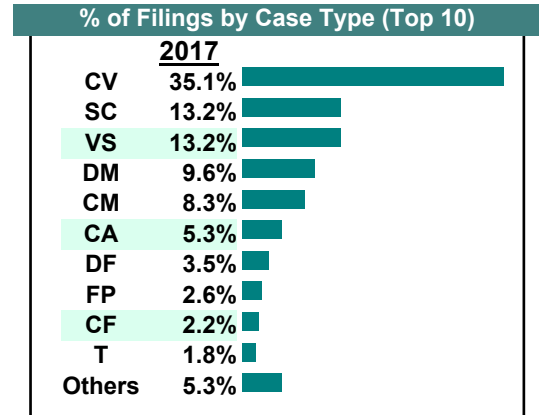
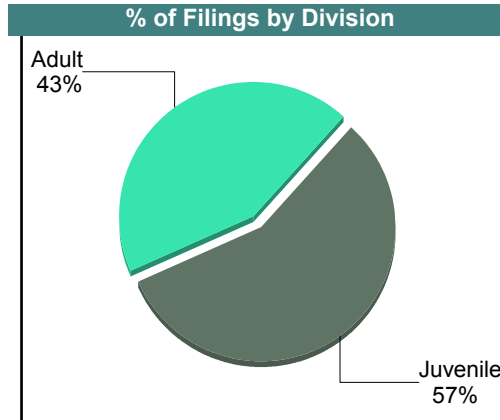
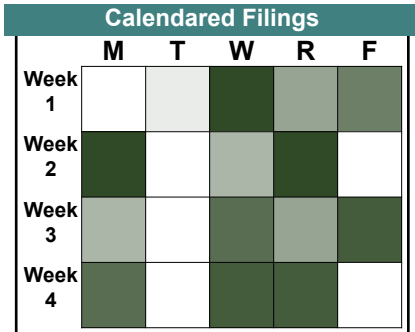
# CASELOAD STATISTICS OF THE JUVENILE & DOMESTIC RELATIONS COURTS

September 2017

Hopewell

District: 6

		<u>Filings</u>	<u>Hearings</u>	<u>Transactions</u>	<u>Concluded</u>	<u>Cont</u>
<b>Adult</b>						
Non-Family Abuse Prot Order	AP	0	2	2	1	1
Bond Forfeiture	BF	1	2	2	1	1
Capias	CA	11	42	42	20	22
Felony	CF	5	19	19	2	17
Misdemeanor	CM	19	58	58	18	40
Family Abuse - Prot Order	FP	6	25	25	10	15
Motion - Prot Order	MP	0	3	3	2	1
Show Cause	SC	27	102	102	39	63
Civil Support	VS	30	65	65	33	32
<b>Adult Total</b>		<b>99</b>	<b>318</b>	<b>318</b>	<b>126</b>	<b>192</b>
<b>Juvenile</b>						
Abuse or Neglect	AN	2	2	2	0	2
Non-Family Abuse Prot Order	AP	0	1	1	0	1
Capias	CA	1	3	3	1	2
Child in Need of Services	CS	1	2	2	0	2
Custody Visitation	CV	80	212	212	100	112
Felony	DF	8	41	41	7	34
Misdemeanor	DM	22	68	68	25	43
Petition	PT	3	6	6	3	3
Show Cause	SC	3	4	4	1	3
Status	ST	1	11	11	4	7
Traffic	T	4	5	6	5	1
Term Parental Rights	TP	4	4	4	2	2
<b>Juvenile Total</b>		<b>129</b>	<b>359</b>	<b>360</b>	<b>148</b>	<b>212</b>
<b>Hopewell Totals</b>		<b>228</b>	<b>677</b>	<b>678</b>	<b>274</b>	<b>404</b>



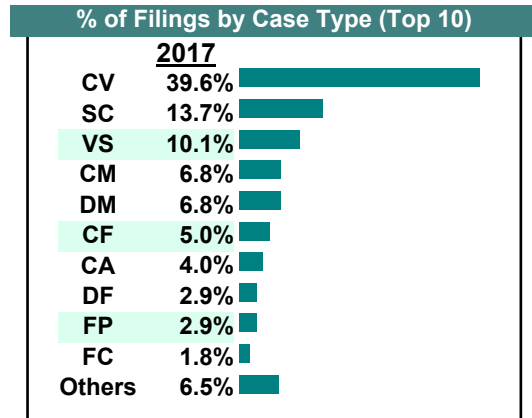
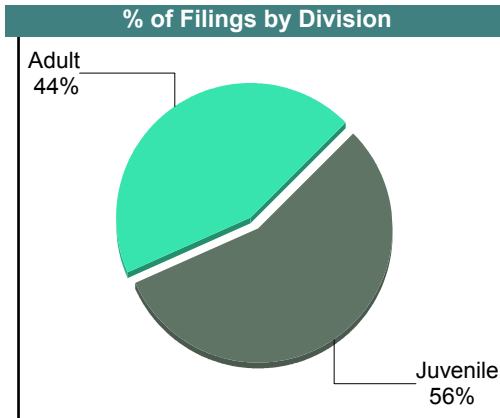
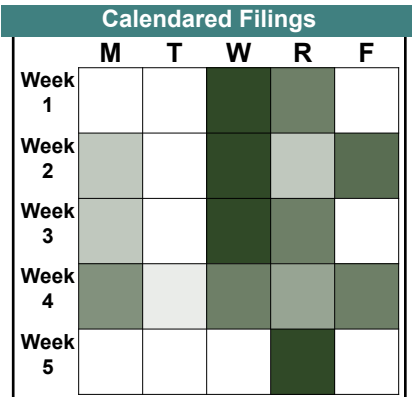
# CASELOAD STATISTICS OF THE JUVENILE & DOMESTIC RELATIONS COURTS

August 2017

Hopewell

District: 6

		<u>Filings</u>	<u>Hearings</u>	<u>Transactions</u>	<u>Concluded</u>	<u>Cont</u>
<b><u>Adult</u></b>						
Non-Family Abuse Prot Order	AP	1	2	2	0	2
Bond Forfeiture	BF	1	2	2	1	1
Capias	CA	10	50	50	16	34
Felony	CF	14	27	27	9	18
Misdemeanor	CM	19	60	60	23	37
Family Abuse - Prot Order	FP	8	29	29	12	17
Motion - Prot Order	MP	3	3	3	1	2
Protective Order	PC	1	1	1	1	-
Show Cause	SC	38	101	101	20	81
Civil Support	VS	28	57	57	28	29
<b>Adult Total</b>		<b>123</b>	<b>332</b>	<b>332</b>	<b>111</b>	<b>221</b>
<b><u>Juvenile</u></b>						
Abuse or Neglect	AN	1	7	7	5	2
Capias	CA	1	1	1	0	1
Custody Relief	CR	0	1	1	0	1
Child in Need of Services	CS	0	2	2	2	-
Custody Visitation	CV	110	177	177	67	110
Felony	DF	8	45	45	5	40
Misdemeanor	DM	19	59	59	24	35
Foster Care Review	FC	5	5	5	5	-
Permanency	PH	4	4	4	4	-
Petition	PT	0	2	2	0	2
Show Cause	SC	0	5	5	2	3
Status	ST	3	8	8	2	6
Traffic	T	4	4	6	6	-
<b>Juvenile Total</b>		<b>155</b>	<b>320</b>	<b>322</b>	<b>122</b>	<b>200</b>
<b>Hopewell Totals</b>		<b>278</b>	<b>652</b>	<b>654</b>	<b>233</b>	<b>421</b>



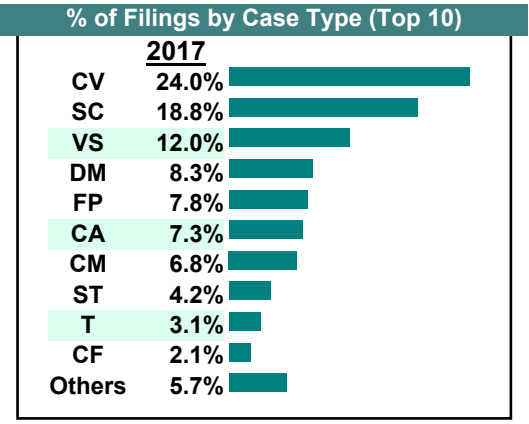
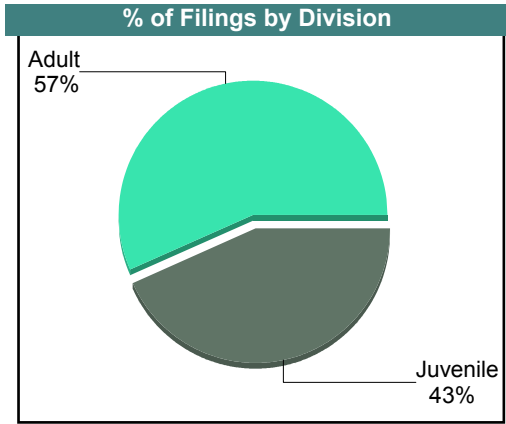
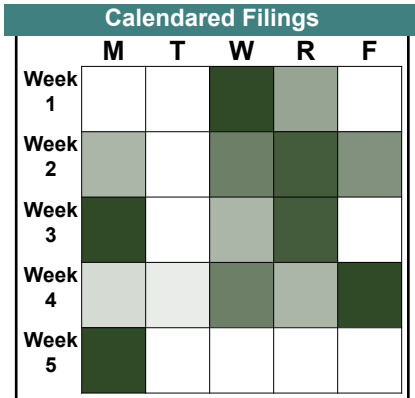
# CASELOAD STATISTICS OF THE JUVENILE & DOMESTIC RELATIONS COURTS

July 2017

Hopewell

District: 6

		<u>Filings</u>	<u>Hearings</u>	<u>Transactions</u>	<u>Concluded</u>	<u>Cont</u>
<b><u>Adult</u></b>						
Non-Family Abuse Prot Order	AP	1	3	3	1	2
Bond Forfeiture	BF	1	1	1	0	1
Capias	CA	14	56	56	24	32
Felony	CF	4	15	15	10	5
Misdemeanor	CM	13	45	45	13	32
Family Abuse - Prot Order	FP	15	38	38	13	25
Motion - Prot Order	MP	2	2	2	2	-
Other	OT	2	2	2	2	-
Show Cause	SC	34	98	98	30	68
Civil Support	VS	23	48	48	28	20
<b>Adult Total</b>		<b>109</b>	<b>308</b>	<b>308</b>	<b>123</b>	<b>185</b>
<b><u>Juvenile</u></b>						
Abuse or Neglect	AN	0	2	2	2	-
Non-Family Abuse Prot Order	AP	1	3	3	2	1
Custody Relief	CR	1	1	1	0	1
Custody Visitation	CV	46	125	125	51	74
Felony	DF	0	29	29	11	18
Misdemeanor	DM	16	49	49	13	36
Foster Care Review	FC	3	3	3	3	-
Petition	PT	0	1	1	0	1
Show Cause	SC	2	3	3	1	2
Status	ST	8	16	16	3	13
Traffic	T	6	8	10	6	4
<b>Juvenile Total</b>		<b>83</b>	<b>240</b>	<b>242</b>	<b>92</b>	<b>150</b>
<b>Hopewell Totals</b>		<b>192</b>	<b>548</b>	<b>550</b>	<b>215</b>	<b>335</b>



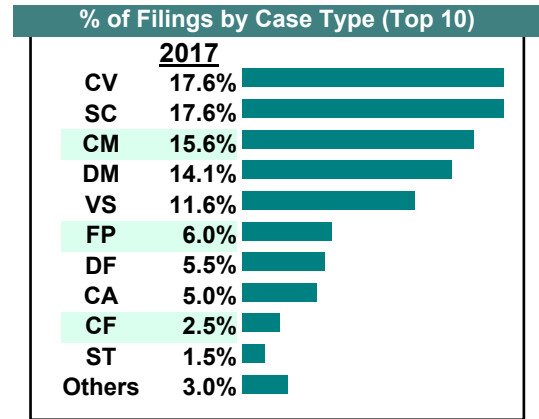
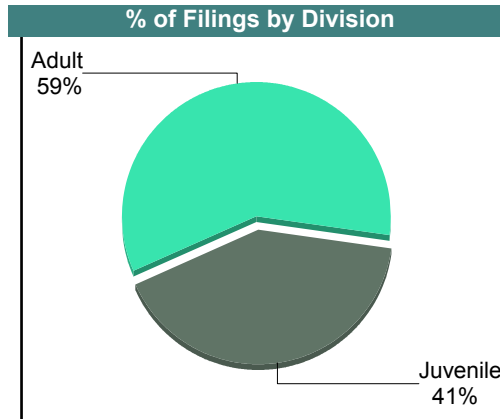
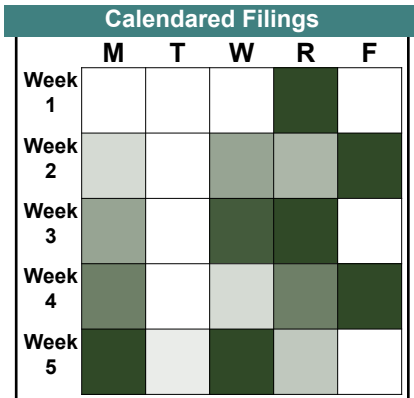
**CASELOAD STATISTICS OF THE JUVENILE & DOMESTIC RELATIONS COURTS**

June 2017

**Hopewell**

District: 6

		<u>Filings</u>	<u>Hearings</u>	<u>Transactions</u>	<u>Concluded</u>	<u>Cont</u>
<b><u>Adult</u></b>						
Non-Family Abuse Prot Order	AP	0	2	2	1	1
Bond Forfeiture	BF	1	2	2	0	2
Capias	CA	10	39	39	11	28
Felony	CF	5	26	26	6	20
Misdemeanor	CM	31	77	77	30	47
Family Abuse - Prot Order	FP	12	30	30	10	20
Motion - Prot Order	MP	1	1	1	1	-
Show Cause	SC	34	92	92	36	56
SL/Other	SL	0	1	1	1	-
Civil Support	VS	23	51	51	27	24
<b>Adult Total</b>		<b>117</b>	<b>321</b>	<b>321</b>	<b>123</b>	<b>198</b>
<b><u>Juvenile</u></b>						
Abuse or Neglect	AN	0	3	3	0	3
Non-Family Abuse Prot Order	AP	0	1	1	0	1
Custody Visitation	CV	35	143	143	71	72
Felony	DF	11	28	28	4	24
Misdemeanor	DM	28	69	69	21	48
Foster Care Review	FC	2	2	2	2	-
Petition	PT	0	4	4	1	3
Show Cause	SC	1	5	5	0	5
Status	ST	3	13	13	4	9
Traffic	T	2	10	10	7	3
<b>Juvenile Total</b>		<b>82</b>	<b>278</b>	<b>278</b>	<b>110</b>	<b>168</b>
<b>Hopewell Totals</b>		<b>199</b>	<b>599</b>	<b>599</b>	<b>233</b>	<b>366</b>



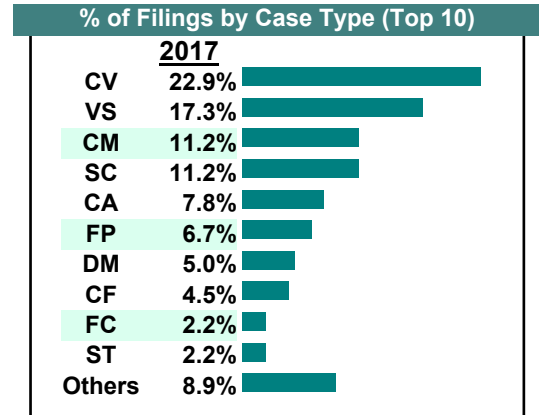
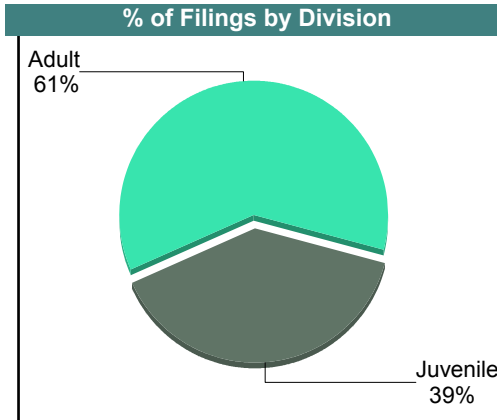

# CASELOAD STATISTICS OF THE JUVENILE & DOMESTIC RELATIONS COURTS

May 2017

Hopewell

District: 6

		<u>Filings</u>	<u>Hearings</u>	<u>Transactions</u>	<u>Concluded</u>	<u>Cont</u>
<b>Adult</b>						
Non-Family Abuse Prot Order	AP	2	4	4	2	2
Bond Forfeiture	BF	2	2	2	0	2
Capias	CA	14	47	47	17	30
Felony	CF	8	26	26	7	19
Misdemeanor	CM	20	66	66	22	44
Family Abuse - Prot Order	FP	12	28	28	7	21
Show Cause	SC	19	76	76	36	40
SL/Other	SL	1	1	1	0	1
Civil Support	VS	31	65	65	30	35
<b>Adult Total</b>		<b>109</b>	<b>315</b>	<b>315</b>	<b>121</b>	<b>194</b>
<b>Juvenile</b>						
Abuse or Neglect	AN	3	7	7	2	5
Non-Family Abuse Prot Order	AP	1	2	2	0	2
Custody Relief	CR	1	1	1	1	-
Child in Need of Services	CS	2	2	2	0	2
Custody Visitation	CV	41	133	133	46	87
Felony	DF	1	17	17	5	12
Misdemeanor	DM	9	62	62	31	31
Foster Care Review	FC	4	4	4	4	-
Petition	PT	1	2	2	1	1
Show Cause	SC	1	8	8	5	3
Status	ST	4	12	12	2	10
Traffic	T	2	7	7	4	3
<b>Juvenile Total</b>		<b>70</b>	<b>257</b>	<b>257</b>	<b>101</b>	<b>156</b>
<b>Hopewell Totals</b>		<b>179</b>	<b>572</b>	<b>572</b>	<b>222</b>	<b>350</b>



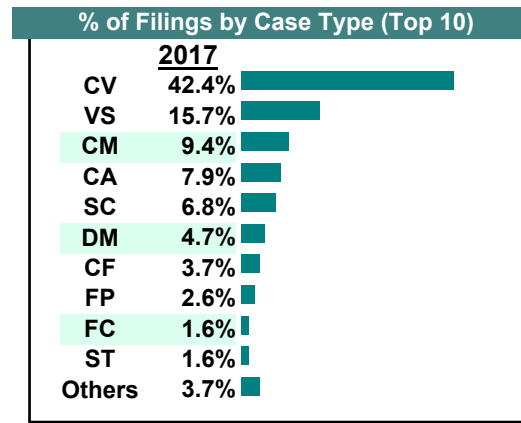
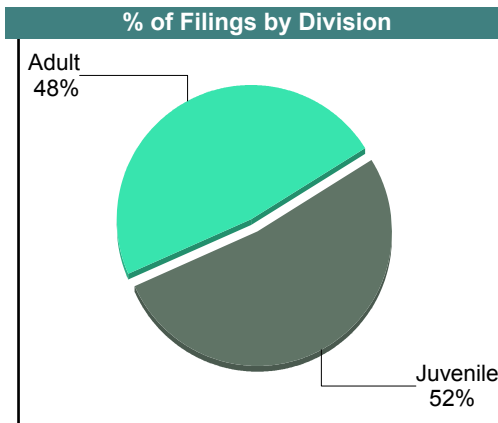
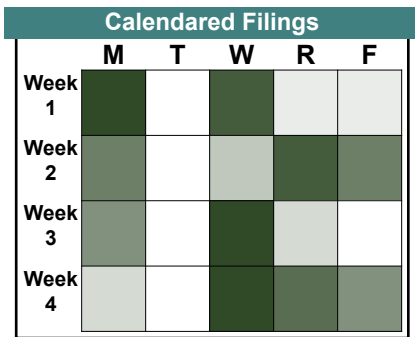
CASELOAD STATISTICS OF THE JUVENILE & DOMESTIC RELATIONS COURTS

April 2017

Hopewell

District: 6

		<u>Filings</u>	<u>Hearings</u>	<u>Transactions</u>	<u>Concluded</u>	<u>Cont</u>
<b>Adult</b>						
Non-Family Abuse Prot Order	AP	1	6	6	2	4
Capias	CA	15	53	53	22	31
Felony	CF	7	23	23	6	17
Misdemeanor	CM	18	49	49	10	39
Family Abuse - Prot Order	FP	5	18	18	11	7
Other	OT	1	1	1	1	-
Violation of PO	PV	1	1	1	1	-
Show Cause	SC	13	89	89	30	59
Civil Support	VS	30	49	49	24	25
<b>Adult Total</b>		<b>91</b>	<b>289</b>	<b>289</b>	<b>107</b>	<b>182</b>
<b>Juvenile</b>						
Non-Family Abuse Prot Order	AP	0	4	4	1	3
Custody Relief	CR	0	1	1	1	-
Custody Visitation	CV	81	181	181	84	97
Felony	DF	2	22	22	5	17
Misdemeanor	DM	9	42	42	17	25
Foster Care Review	FC	3	3	3	3	-
Petition	PT	0	1	1	0	1
Show Cause	SC	0	6	6	2	4
Status	ST	3	13	13	4	9
Traffic	T	2	6	6	4	2
<b>Juvenile Total</b>		<b>100</b>	<b>279</b>	<b>279</b>	<b>121</b>	<b>158</b>
<b>Hopewell Totals</b>		<b>191</b>	<b>568</b>	<b>568</b>	<b>228</b>	<b>340</b>



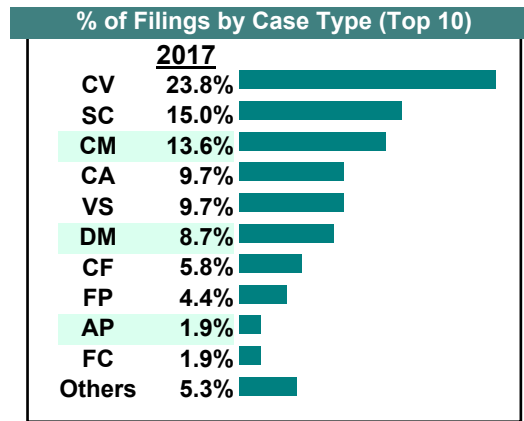
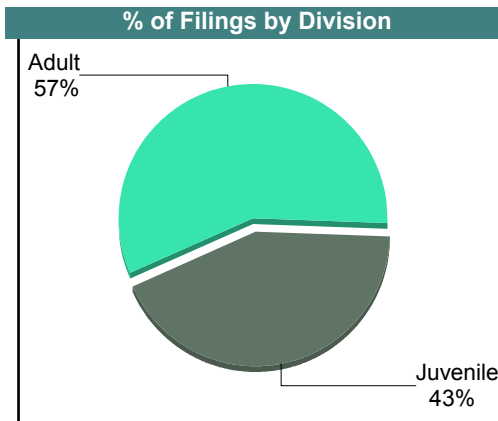
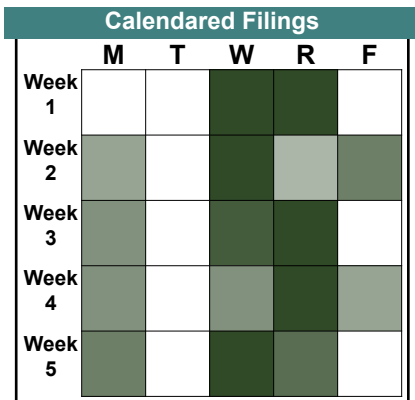
# CASELOAD STATISTICS OF THE JUVENILE & DOMESTIC RELATIONS COURTS

March 2017

Hopewell

District: 6

		<u>Filings</u>	<u>Hearings</u>	<u>Transactions</u>	<u>Concluded</u>	<u>Cont</u>
<b>Adult</b>						
Non-Family Abuse Prot Order	AP	2	3	3	0	3
Capias	CA	20	58	58	15	43
Felony	CF	12	30	30	5	25
Misdemeanor	CM	28	60	60	22	38
Family Abuse - Prot Order	FP	9	29	29	15	14
Protective Order	PC	1	1	1	1	-
Show Cause	SC	26	112	112	28	84
Civil Support	VS	20	54	54	24	30
<b>Adult Total</b>		<b>118</b>	<b>347</b>	<b>347</b>	<b>110</b>	<b>237</b>
<b>Juvenile</b>						
Abuse or Neglect	AN	0	3	3	0	3
Non-Family Abuse Prot Order	AP	2	3	3	1	2
Custody Relief	CR	1	1	1	0	1
Child in Need of Services	CS	0	1	1	1	-
Custody Visitation	CV	49	154	154	72	82
Felony	DF	1	46	46	11	35
Misdemeanor	DM	18	84	84	27	57
Foster Care Review	FC	4	4	4	4	-
Petition	PT	0	3	3	1	2
Show Cause	SC	5	16	16	10	6
Status	ST	4	20	20	10	10
Traffic	T	4	15	15	3	12
<b>Juvenile Total</b>		<b>88</b>	<b>350</b>	<b>350</b>	<b>140</b>	<b>210</b>
<b>Hopewell Totals</b>		<b>206</b>	<b>697</b>	<b>697</b>	<b>250</b>	<b>447</b>



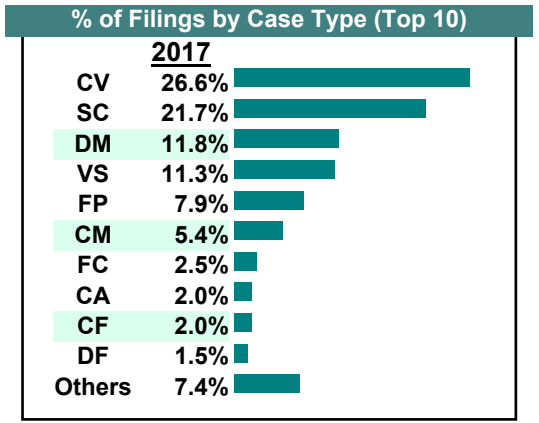
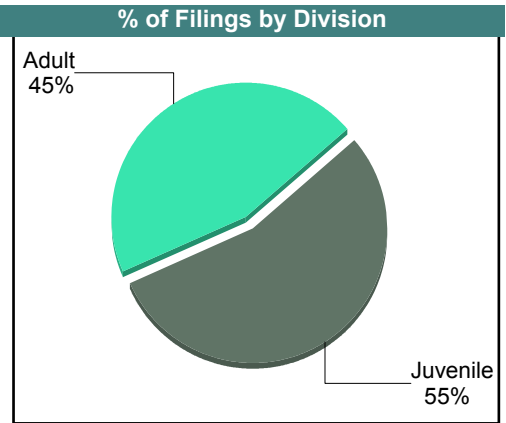

# CASELOAD STATISTICS OF THE JUVENILE & DOMESTIC RELATIONS COURTS

February 2017

Hopewell

District: 6

		<u>Filings</u>	<u>Hearings</u>	<u>Transactions</u>	<u>Concluded</u>	<u>Cont</u>
<b><u>Adult</u></b>						
Non-Family Abuse Prot Order	AP	0	1	1	0	1
Bond Forfeiture	BF	0	1	1	1	-
Capias	CA	3	40	40	13	27
Felony	CF	4	20	20	4	16
Misdemeanor	CM	11	45	45	20	25
Family Abuse - Prot Order	FP	16	28	28	6	22
Protective Order	PC	2	2	2	2	-
Remand Support	RS	0	1	1	1	-
Show Cause	SC	33	107	107	34	73
Civil Support	VS	23	52	52	24	28
<b>Adult Total</b>		<b>92</b>	<b>297</b>	<b>297</b>	<b>105</b>	<b>192</b>
<b><u>Juvenile</u></b>						
Abuse or Neglect	AN	2	7	7	1	6
Non-Family Abuse Prot Order	AP	2	4	4	2	2
Capias	CA	1	3	3	2	1
Custody Relief	CR	0	3	3	3	-
Child in Need of Services	CS	0	1	1	0	1
Custody Visitation	CV	54	145	145	43	102
Felony	DF	3	20	20	6	14
Misdemeanor	DM	24	73	73	15	58
Foster Care Review	FC	5	5	5	5	-
Initial Foster Care	IF	1	1	1	1	-
Petition	PT	2	4	4	2	2
Show Cause	SC	11	13	13	2	11
Status	ST	3	6	6	4	2
Traffic	T	3	8	9	2	7
<b>Juvenile Total</b>		<b>111</b>	<b>293</b>	<b>294</b>	<b>88</b>	<b>206</b>
<b>Hopewell Totals</b>		<b>203</b>	<b>590</b>	<b>591</b>	<b>193</b>	<b>398</b>





# CASELOAD STATISTICS OF THE JUVENILE & DOMESTIC RELATIONS COURTS

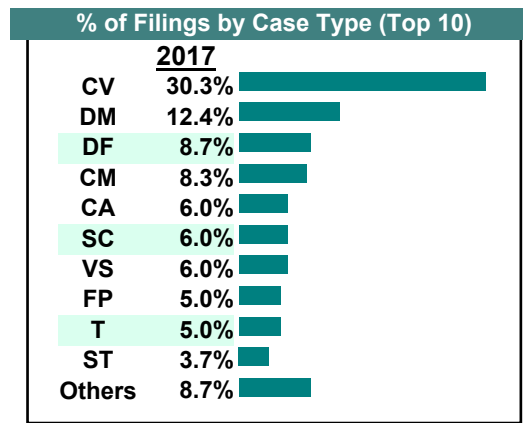
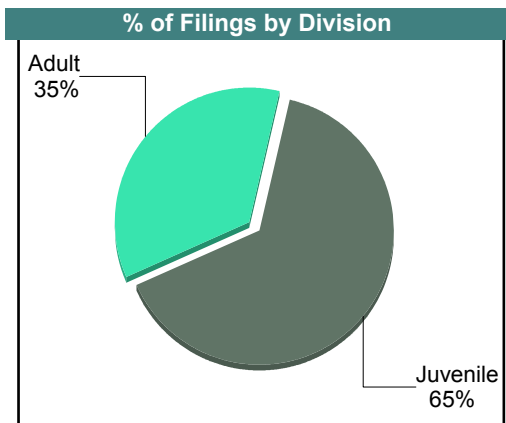

January 2017

Hopewell

District: 6

		<u>Filings</u>	<u>Hearings</u>	<u>Transactions</u>	<u>Concluded</u>	<u>Cont</u>
<b><u>Adult</u></b>						
Non-Family Abuse Prot Order	AP	1	1	1	0	1
Bond Forfeiture	BF	1	1	1	0	1
Capias	CA	12	37	37	11	26
Felony	CF	6	18	18	9	9
Misdemeanor	CM	18	64	64	28	36
Family Abuse - Prot Order	FP	11	30	30	11	19
Motion - Prot Order	MP	1	2	2	2	-
Violation Fam Abuse PO	PS	1	1	1	1	-
Violation of PO	PV	0	1	1	1	-
Show Cause	SC	12	65	65	21	44
SL/Other	SL	1	1	1	1	-
Civil Support	VS	13	46	46	19	27
<b>Adult Total</b>		<b>77</b>	<b>267</b>	<b>267</b>	<b>104</b>	<b>163</b>

<b><u>Juvenile</u></b>						
Abuse or Neglect	AN	0	5	5	0	5
Non-Family Abuse Prot Order	AP	1	1	1	0	1
Capias	CA	1	1	1	0	1
Custody Relief	CR	0	3	3	0	3
Child in Need of Services	CS	0	2	2	0	2
Custody Visitation	CV	66	169	169	41	128
Felony	DF	19	56	56	6	50
Misdemeanor	DM	27	78	78	18	60
Foster Care Review	FC	6	12	12	6	6
Petition	PT	1	3	3	1	2
Show Cause	SC	1	4	4	0	4
Status	ST	8	18	18	6	12
Traffic	T	11	20	20	9	11
<b>Juvenile Total</b>		<b>141</b>	<b>372</b>	<b>372</b>	<b>87</b>	<b>285</b>
<b>Hopewell Totals</b>		<b>218</b>	<b>639</b>	<b>639</b>	<b>191</b>	<b>448</b>



CASELOAD STATISTICS OF THE JUVENILE & DOMESTIC RELATIONS COURTS

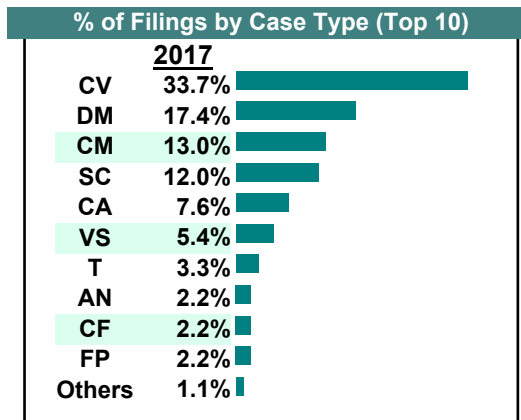
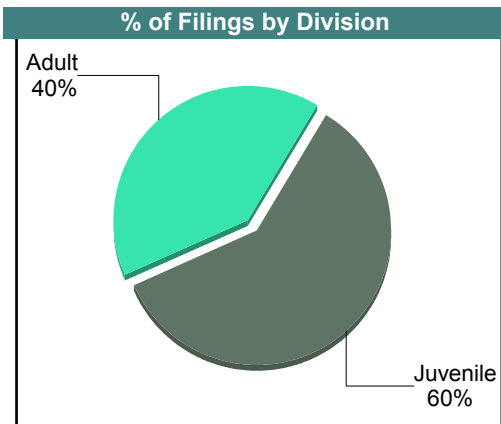
Prince George

District: 6

December 2017

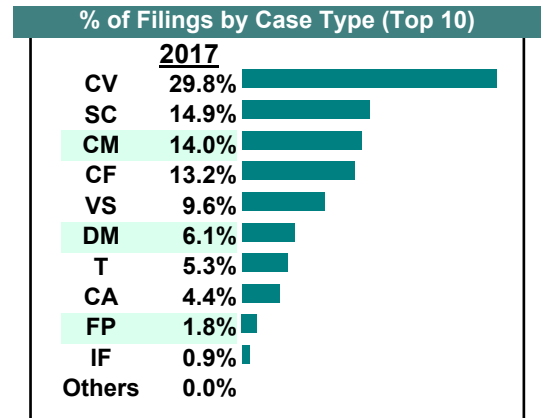
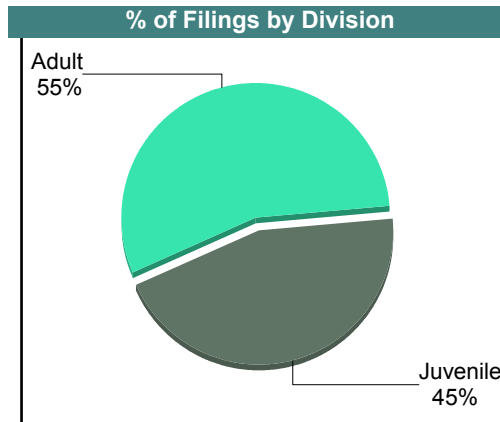
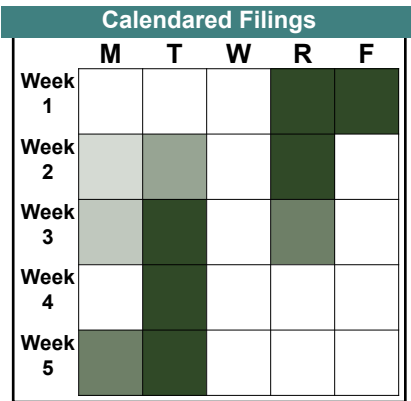
		Filings	Hearings	Transactions	Concluded	Cont
<b>Adult</b>						
Capias	CA	6	13	13	8	4
Felony	CF	2	21	21	11	10
Misdemeanor	CM	12	55	55	19	36
Family Abuse - Prot Order	FP	2	6	6	4	2
Show Cause	SC	10	25	25	6	18
Civil Support	VS	5	20	20	5	14
<b>Adult Total</b>		<b>37</b>	<b>140</b>	<b>140</b>	<b>53</b>	<b>84</b>
<b>Juvenile</b>						
Abuse or Neglect	AN	2	2	2	1	1
Capias	CA	1	2	2	0	2
Custody Visitation	CV	31	70	70	21	47
Felony	DF	0	19	19	12	7
Misdemeanor	DM	16	58	58	18	40
Foster Care Review	FC	1	1	1	1	-
Child at Risk	RI	0	3	3	3	-
Show Cause	SC	1	4	4	1	3
Status	ST	0	4	4	2	2
Traffic	T	3	9	9	3	6
<b>Juvenile Total</b>		<b>55</b>	<b>172</b>	<b>172</b>	<b>62</b>	<b>108</b>
<b>Prince George Totals</b>		<b>92</b>	<b>312</b>	<b>312</b>	<b>115</b>	<b>192</b>

Calendared Filings					
	M	T	W	R	F
Week 1					
Week 2					
Week 3					
Week 4					

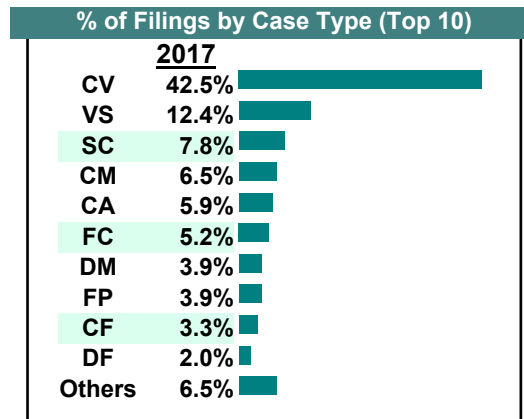
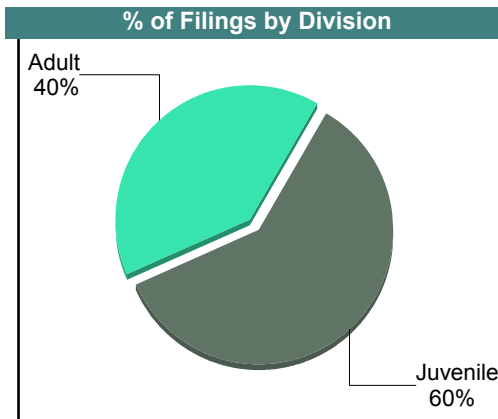
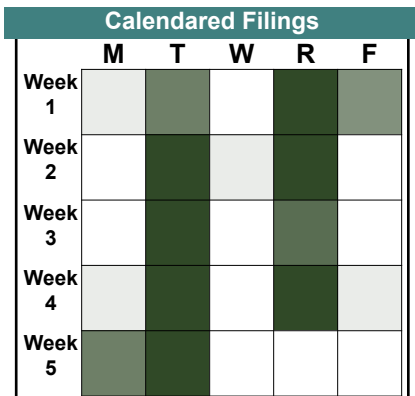


November 2017

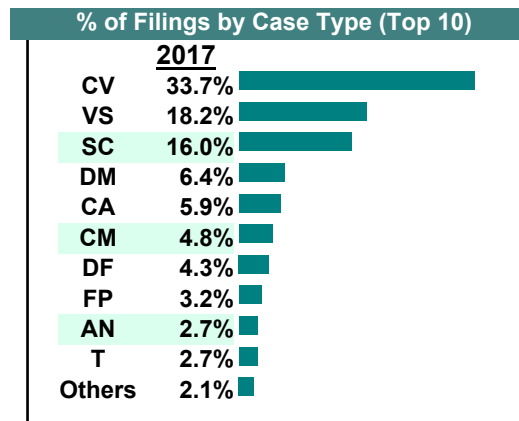
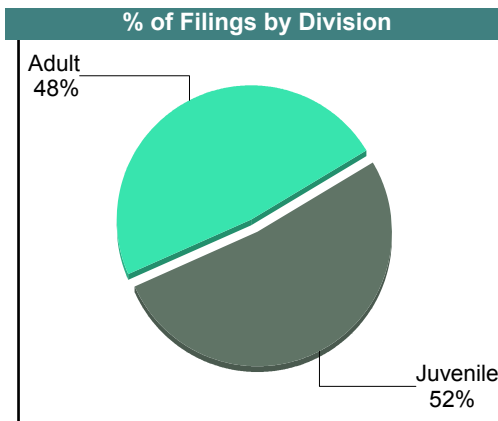
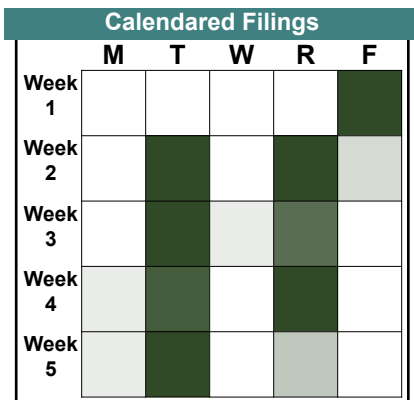
		<u>Filings</u>	<u>Hearings</u>	<u>Transactions</u>	<u>Concluded</u>	<u>Cont</u>
<b>Adult</b>						
Capias	CA	4	22	22	11	11
Felony	CF	15	25	25	1	24
Misdemeanor	CM	16	31	31	7	23
Family Abuse - Prot Order	FP	2	10	10	6	4
Show Cause	SC	15	60	60	16	44
Civil Support	VS	11	33	33	12	21
<b>Adult Total</b>		<b>63</b>	<b>181</b>	<b>181</b>	<b>53</b>	<b>127</b>
<b>Juvenile</b>						
Abuse or Neglect	AN	0	1	1	1	-
Capias	CA	1	2	2	0	2
Custody Visitation	CV	34	94	94	25	69
Felony	DF	0	12	12	5	7
Misdemeanor	DM	7	32	32	9	23
Initial Foster Care	IF	1	1	1	1	-
Petition	PT	0	1	1	1	-
Child at Risk	RI	0	4	4	1	3
Show Cause	SC	2	5	5	3	2
Status	ST	0	1	1	0	1
Traffic	T	6	8	8	1	7
<b>Juvenile Total</b>		<b>51</b>	<b>161</b>	<b>161</b>	<b>47</b>	<b>114</b>
<b>Prince George Totals</b>		<b>114</b>	<b>342</b>	<b>342</b>	<b>100</b>	<b>241</b>



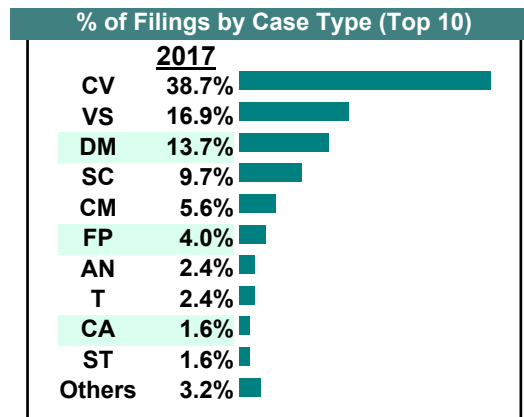
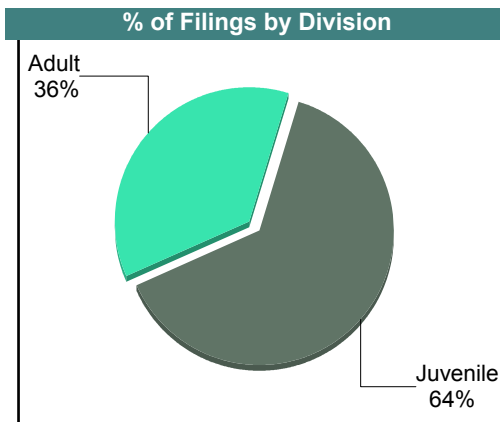
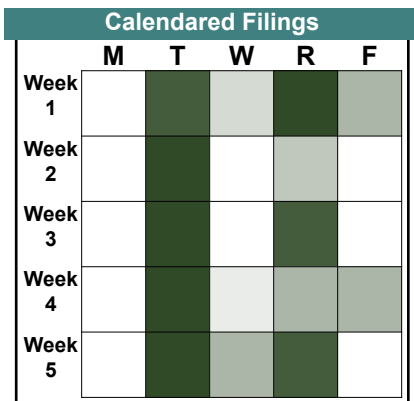
		<u>Filings</u>	<u>Hearings</u>	<u>Transactions</u>	<u>Concluded</u>	<u>Cont</u>
<b>Adult</b>						
Capias	CA	9	25	25	6	19
Felony	CF	5	11	11	2	9
Misdemeanor	CM	10	51	51	20	31
Family Abuse - Prot Order	FP	6	13	13	4	9
Show Cause	SC	12	58	58	18	40
Civil Support	VS	19	47	47	22	25
<b>Adult Total</b>		<b>61</b>	<b>205</b>	<b>205</b>	<b>72</b>	<b>133</b>
<b>Juvenile</b>						
Abuse or Neglect	AN	0	9	9	8	1
Custody Visitation	CV	65	152	152	63	88
Felony	DF	3	17	17	3	14
Misdemeanor	DM	6	42	42	14	28
Emancipation	EP	0	1	1	1	-
Foster Care Review	FC	8	8	8	8	-
Permanency	PH	1	1	1	1	-
Petition	PT	1	3	3	1	2
Child at Risk	RI	3	7	7	0	7
Show Cause	SC	0	1	1	0	1
Status	ST	2	2	2	1	1
Traffic	T	3	9	9	5	4
<b>Juvenile Total</b>		<b>92</b>	<b>252</b>	<b>252</b>	<b>105</b>	<b>146</b>
<b>Prince George Totals</b>		<b>153</b>	<b>457</b>	<b>457</b>	<b>177</b>	<b>279</b>



		Filings	Hearings	Transactions	Concluded	Cont
<b>Adult</b>						
Capias	CA	11	26	26	9	17
Felony	CF	2	7	7	0	7
Misdemeanor	CM	9	44	44	6	38
Family Abuse - Prot Order	FP	6	12	12	6	6
Show Cause	SC	28	62	62	16	46
Civil Support	VS	34	64	64	28	36
<b>Adult Total</b>		<b>90</b>	<b>215</b>	<b>215</b>	<b>65</b>	<b>150</b>
<b>Juvenile</b>						
Abuse or Neglect	AN	5	11	11	1	10
Custody Visitation	CV	63	128	128	47	79
Felony	DF	8	19	19	0	19
Misdemeanor	DM	12	24	24	2	22
Emancipation	EP	1	1	1	0	1
Child at Risk	RI	1	2	2	0	2
Show Cause	SC	2	7	7	2	5
Status	ST	0	3	3	0	3
Traffic	T	5	6	6	1	5
<b>Juvenile Total</b>		<b>97</b>	<b>201</b>	<b>201</b>	<b>53</b>	<b>146</b>
<b>Prince George Totals</b>		<b>187</b>	<b>416</b>	<b>416</b>	<b>118</b>	<b>296</b>



		Filings	Hearings	Transactions	Concluded	Cont
<b>Adult</b>						
Capias	CA	2	6	6	0	6
Felony	CF	0	11	11	5	6
Misdemeanor	CM	7	25	25	6	19
Family Abuse - Prot Order	FP	5	15	15	5	10
Other	OT	0	1	1	0	-
Show Cause	SC	10	42	42	11	31
Civil Support	VS	21	62	62	26	33
<b>Adult Total</b>		<b>45</b>	<b>162</b>	<b>162</b>	<b>53</b>	<b>105</b>
<b>Juvenile</b>						
Abuse or Neglect	AN	3	7	7	1	6
Custody Visitation	CV	48	117	117	54	61
Felony	DF	1	18	18	1	17
Misdemeanor	DM	17	40	40	7	33
Initial Foster Care	IF	1	1	1	1	-
Child at Risk	RI	0	2	2	2	-
Show Cause	SC	2	4	4	1	3
Status	ST	2	4	4	0	4
Traffic	T	3	7	7	3	4
Term Parental Rights	TP	2	2	2	2	-
<b>Juvenile Total</b>		<b>79</b>	<b>202</b>	<b>202</b>	<b>72</b>	<b>128</b>
<b>Prince George Totals</b>		<b>124</b>	<b>364</b>	<b>364</b>	<b>125</b>	<b>233</b>



**CASELOAD STATISTICS OF THE JUVENILE & DOMESTIC RELATIONS COURTS**

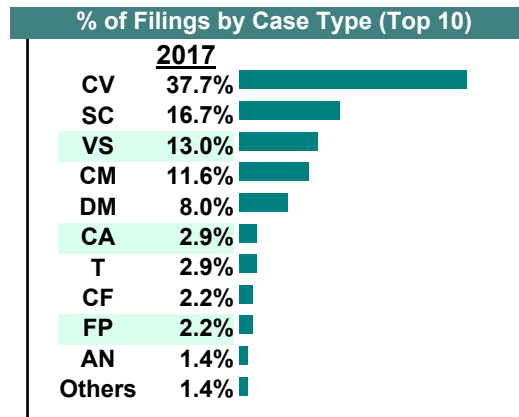
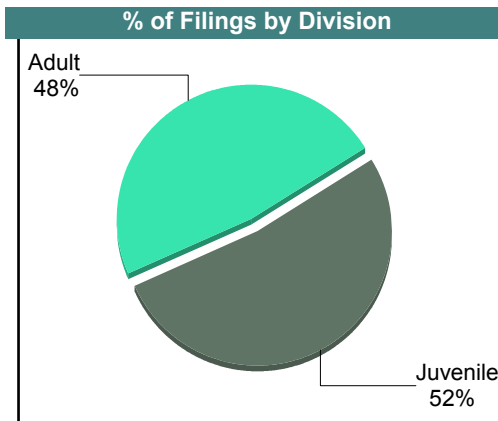
**Prince George**

District: 6

July 2017

		<u>Filings</u>	<u>Hearings</u>	<u>Transactions</u>	<u>Concluded</u>	<u>Cont</u>
<b>Adult</b>						
Capias	CA	4	12	12	4	8
Felony	CF	3	12	12	6	6
Misdemeanor	CM	16	42	42	10	32
Family Abuse - Prot Order	FP	3	9	9	4	5
Other	OT	0	1	1	0	1
Show Cause	SC	22	36	36	12	24
Civil Support	VS	18	41	41	24	17
<b>Adult Total</b>		<b>66</b>	<b>153</b>	<b>153</b>	<b>60</b>	<b>93</b>
<b>Juvenile</b>						
Abuse or Neglect	AN	2	7	7	0	7
Custody Visitation	CV	52	103	103	60	43
Felony	DF	2	12	12	0	12
Misdemeanor	DM	11	26	26	4	22
Show Cause	SC	1	4	4	3	1
Status	ST	0	4	4	2	2
Traffic	T	4	13	13	9	4
<b>Juvenile Total</b>		<b>72</b>	<b>169</b>	<b>169</b>	<b>78</b>	<b>91</b>
<b>Prince George Totals</b>		<b>138</b>	<b>322</b>	<b>322</b>	<b>138</b>	<b>184</b>

Calendared Filings					
	M	T	W	R	F
Week 1			■		■
Week 2		■		■	
Week 3	■		■		
Week 4		■		■	
Week 5	■				



**CASELOAD STATISTICS OF THE JUVENILE & DOMESTIC RELATIONS COURTS**

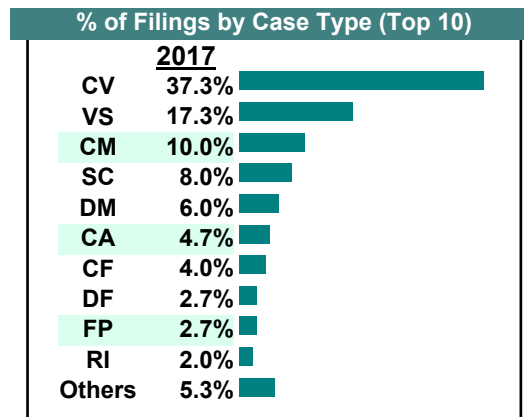
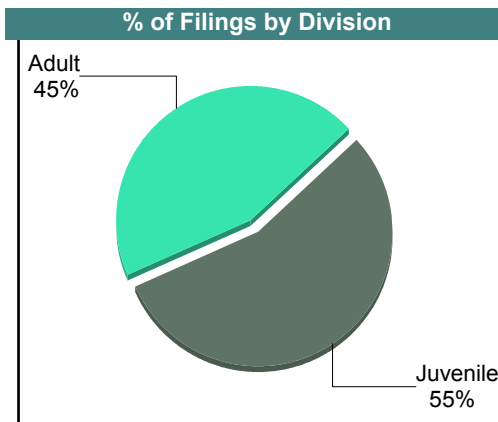
**Prince George**

District: 6

June 2017

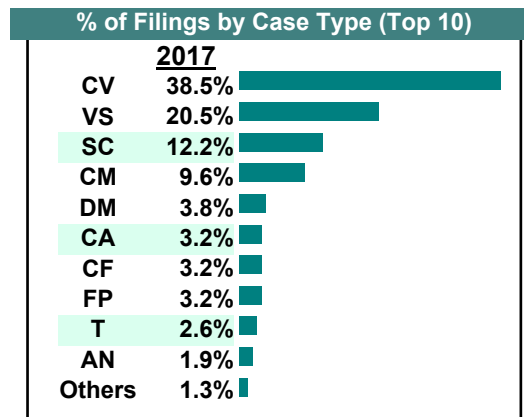
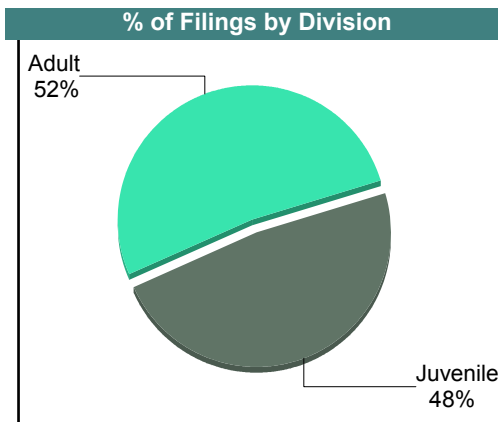
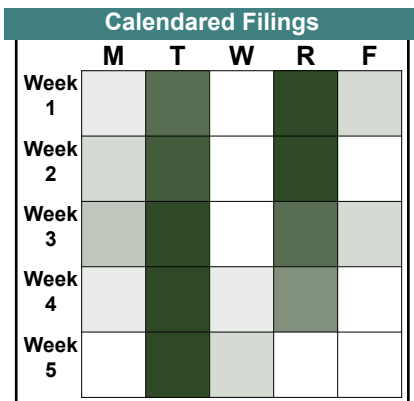
		<u>Filings</u>	<u>Hearings</u>	<u>Transactions</u>	<u>Concluded</u>	<u>Cont</u>
<b>Adult</b>						
Capias	CA	7	25	25	8	17
Felony	CF	6	18	18	3	15
Misdemeanor	CM	15	53	53	14	39
Family Abuse - Prot Order	FP	3	6	6	1	5
Other	OT	1	1	1	0	1
Show Cause	SC	9	50	50	24	26
Civil Support	VS	26	52	52	27	25
<b>Adult Total</b>		<b>67</b>	<b>205</b>	<b>205</b>	<b>77</b>	<b>128</b>
<b>Juvenile</b>						
Abuse or Neglect	AN	1	4	4	1	3
Custody Visitation	CV	56	138	138	70	64
Felony	DF	4	7	7	2	5
Misdemeanor	DM	9	29	29	8	21
Foster Care Review	FC	2	2	2	2	-
Family Abuse - Prot Order	FP	1	1	1	1	-
Child at Risk	RI	3	10	10	3	7
Show Cause	SC	3	6	6	0	6
Status	ST	1	8	8	3	5
Traffic	T	3	23	23	15	8
<b>Juvenile Total</b>		<b>83</b>	<b>228</b>	<b>228</b>	<b>105</b>	<b>119</b>
<b>Prince George Totals</b>		<b>150</b>	<b>433</b>	<b>433</b>	<b>182</b>	<b>247</b>

Calendared Filings					
	M	T	W	R	F
Week 1					
Week 2					
Week 3					
Week 4					
Week 5					

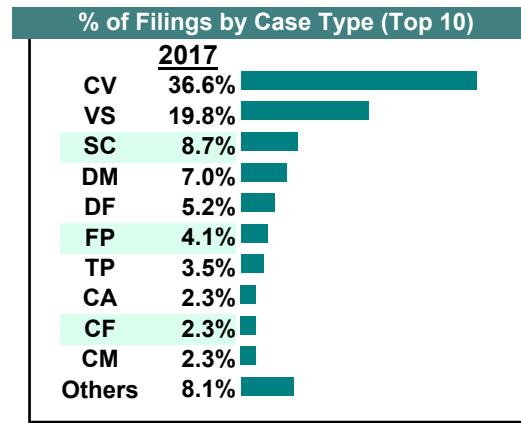
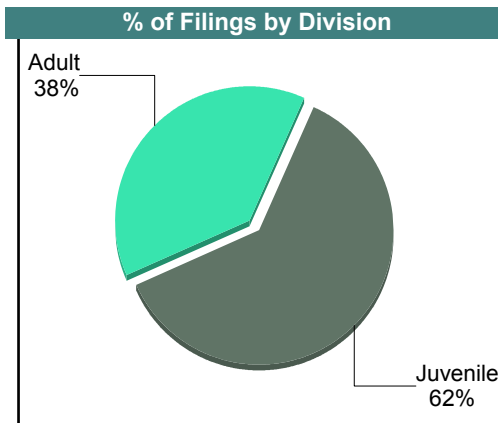
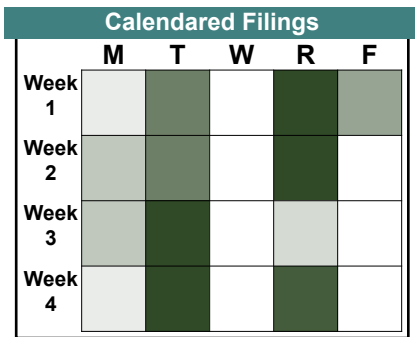




		Filings	Hearings	Transactions	Concluded	Cont
<b>Adult</b>						
Capias	CA	5	13	13	5	8
Felony	CF	5	13	13	3	10
Misdemeanor	CM	15	33	33	5	28
Family Abuse - Prot Order	FP	5	10	10	5	5
Show Cause	SC	19	43	43	13	30
Civil Support	VS	32	61	61	29	31
<b>Adult Total</b>		<b>81</b>	<b>173</b>	<b>173</b>	<b>60</b>	<b>112</b>
<b>Juvenile</b>						
Abuse or Neglect	AN	3	8	8	4	4
Custody Visitation	CV	60	162	162	80	79
Felony	DF	1	17	17	5	12
Misdemeanor	DM	6	36	36	14	22
Permanency	PH	0	3	3	3	-
Petition	PT	0	1	1	1	-
Remand Custody	RC	1	1	1	1	-
Show Cause	SC	0	3	3	2	1
Status	ST	0	1	1	1	-
Traffic	T	4	11	11	3	8
Term Parental Rights	TP	0	6	6	6	-
<b>Juvenile Total</b>		<b>75</b>	<b>249</b>	<b>249</b>	<b>120</b>	<b>126</b>
<b>Prince George Totals</b>		<b>156</b>	<b>422</b>	<b>422</b>	<b>180</b>	<b>238</b>

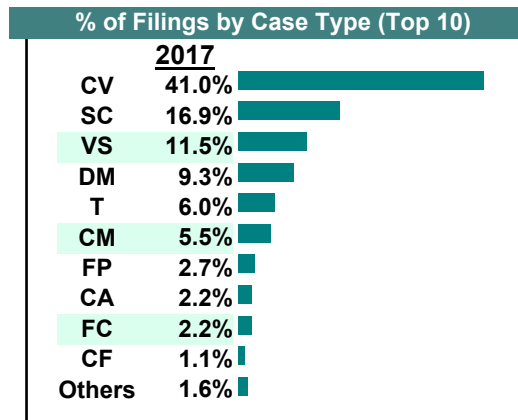
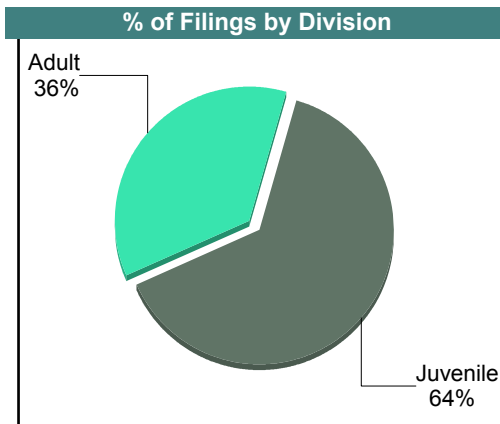


		<u>Filings</u>	<u>Hearings</u>	<u>Transactions</u>	<u>Concluded</u>	<u>Cont</u>
<b>Adult</b>						
Capias	CA	4	18	18	6	12
Felony	CF	4	11	11	2	9
Misdemeanor	CM	4	28	28	10	18
Family Abuse - Prot Order	FP	7	12	12	6	6
Other	OT	1	1	1	1	-
Show Cause	SC	12	44	44	17	27
Civil Support	VS	34	55	55	26	29
<b>Adult Total</b>		<b>66</b>	<b>169</b>	<b>169</b>	<b>68</b>	<b>101</b>
<b>Juvenile</b>						
Abuse or Neglect	AN	2	4	4	0	4
Custody Visitation	CV	63	138	138	67	71
Felony	DF	9	35	35	11	24
Misdemeanor	DM	12	51	51	21	29
Foster Care Review	FC	1	1	1	1	-
Permanency	PH	4	4	4	1	3
Petition	PT	0	1	1	0	1
Child at Risk	RI	3	6	6	1	5
Show Cause	SC	3	12	12	8	4
Status	ST	0	4	4	1	3
Traffic	T	3	13	13	7	6
Term Parental Rights	TP	6	10	10	1	9
<b>Juvenile Total</b>		<b>106</b>	<b>279</b>	<b>279</b>	<b>119</b>	<b>159</b>
<b>Prince George Totals</b>		<b>172</b>	<b>448</b>	<b>448</b>	<b>187</b>	<b>260</b>

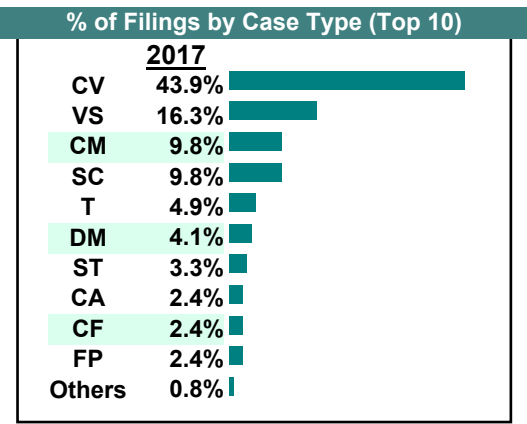
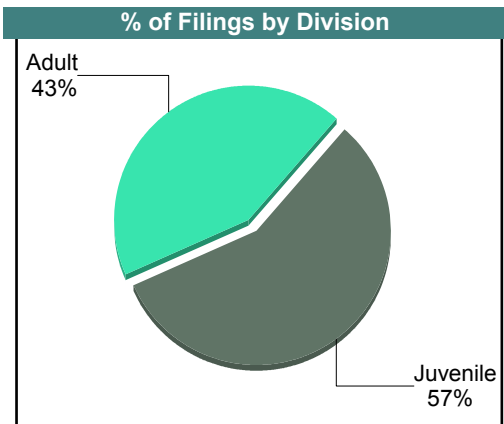



		Filings	Hearings	Transactions	Concluded	Cont
<b>Adult</b>						
Capias	CA	4	16	16	8	8
Felony	CF	2	8	8	3	5
Misdemeanor	CM	10	35	35	13	22
Family Abuse - Prot Order	FP	5	12	12	6	6
Other	OT	1	1	1	1	-
Show Cause	SC	23	60	60	23	37
Civil Support	VS	21	42	42	24	18
<b>Adult Total</b>		<b>66</b>	<b>174</b>	<b>174</b>	<b>78</b>	<b>96</b>
<b>Juvenile</b>						
Abuse or Neglect	AN	0	1	1	1	-
Custody Visitation	CV	75	159	159	83	74
Felony	DF	1	12	12	1	11
Misdemeanor	DM	17	49	49	9	40
Foster Care Review	FC	4	4	4	4	-
Petition	PT	1	1	1	0	1
Show Cause	SC	8	11	11	2	9
Status	ST	0	1	1	0	1
Traffic	T	11	18	18	3	15
<b>Juvenile Total</b>		<b>117</b>	<b>256</b>	<b>256</b>	<b>103</b>	<b>151</b>
<b>Prince George Totals</b>		<b>183</b>	<b>430</b>	<b>430</b>	<b>181</b>	<b>247</b>

Calendared Filings					
	M	T	W	R	F
Week 1					
Week 2					
Week 3					
Week 4					
Week 5					



		Filings	Hearings	Transactions	Concluded	Cont
<b>Adult</b>						
Capias	CA	3	13	13	7	6
Felony	CF	3	9	9	6	3
Misdemeanor	CM	12	46	46	20	26
Family Abuse - Prot Order	FP	3	17	17	11	6
Show Cause	SC	12	49	49	14	35
Civil Support	VS	20	41	41	15	26
<b>Adult Total</b>		<b>53</b>	<b>175</b>	<b>175</b>	<b>73</b>	<b>102</b>
<b>Juvenile</b>						
Abuse or Neglect	AN	0	1	1	1	-
Custody Visitation	CV	54	113	113	37	76
Felony	DF	0	12	12	9	3
Misdemeanor	DM	5	33	33	8	25
Foster Care Review	FC	1	1	1	1	-
Child at Risk	RI	0	2	2	2	-
Show Cause	SC	0	3	3	1	2
Status	ST	4	8	8	1	7
Traffic	T	6	12	12	4	8
Term Parental Rights	TP	0	4	4	3	1
<b>Juvenile Total</b>		<b>70</b>	<b>189</b>	<b>189</b>	<b>67</b>	<b>122</b>
<b>Prince George Totals</b>		<b>123</b>	<b>364</b>	<b>364</b>	<b>140</b>	<b>224</b>



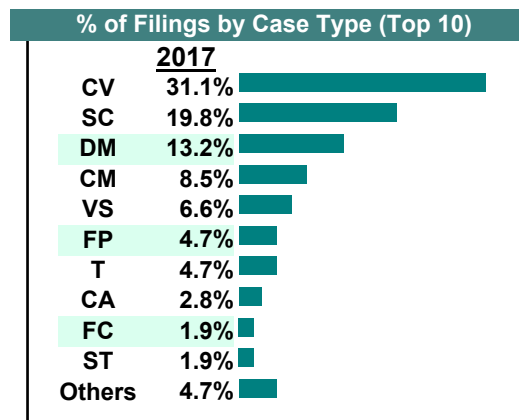
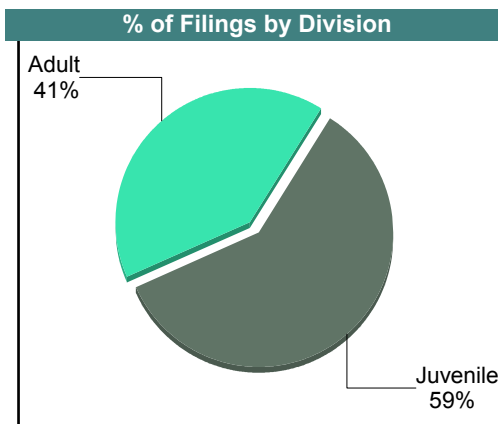
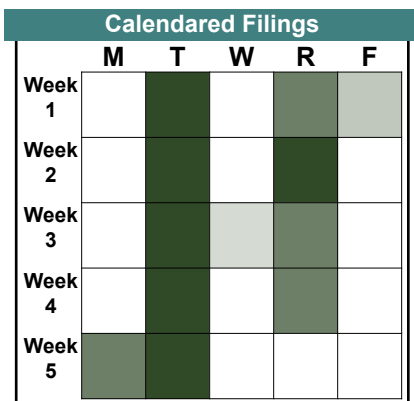
**CASELOAD STATISTICS OF THE JUVENILE & DOMESTIC RELATIONS COURTS**

**Prince George**

District: 6

January 2017

		<u>Filings</u>	<u>Hearings</u>	<u>Transactions</u>	<u>Concluded</u>	<u>Cont</u>
<b><u>Adult</u></b>						
Capias	CA	3	17	17	6	11
Felony	CF	1	11	11	2	9
Misdemeanor	CM	9	31	31	6	24
Family Abuse - Prot Order	FP	5	15	15	4	11
Show Cause	SC	18	51	51	15	36
Civil Support	VS	7	44	44	21	23
<b>Adult Total</b>		<b>43</b>	<b>169</b>	<b>169</b>	<b>54</b>	<b>114</b>
<b><u>Juvenile</u></b>						
Abuse or Neglect	AN	1	3	3	1	2
Custody Visitation	CV	33	129	129	43	85
Felony	DF	1	19	19	1	18
Misdemeanor	DM	14	39	39	9	30
Foster Care Review	FC	2	3	3	2	1
Child at Risk	RI	0	3	3	0	3
Show Cause	SC	3	6	6	1	5
Status	ST	2	6	6	1	5
Traffic	T	5	13	13	3	10
Term Parental Rights	TP	2	4	4	0	4
<b>Juvenile Total</b>		<b>63</b>	<b>225</b>	<b>225</b>	<b>61</b>	<b>163</b>
<b>Prince George Totals</b>		<b>106</b>	<b>394</b>	<b>394</b>	<b>115</b>	<b>277</b>



# CASELOAD STATISTICS OF THE JUVENILE & DOMESTIC RELATIONS COURTS

December 2017

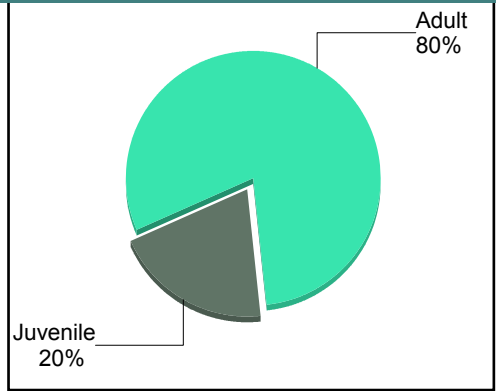
**Surry**  
District: 6

		<u>Filings</u>	<u>Hearings</u>	<u>Transactions</u>	<u>Concluded</u>	<u>Cont</u>
<b><u>Adult</u></b>						
Capias	CA	1	4	4	1	3
Felony	CF	0	4	4	0	4
Misdemeanor	CM	4	12	12	3	8
Family Abuse - Prot Order	FP	1	2	2	1	1
Show Cause	SC	6	15	15	5	10
Civil Support	VS	4	6	6	2	4
<b>Adult Total</b>		<b>16</b>	<b>43</b>	<b>43</b>	<b>12</b>	<b>30</b>
<b><u>Juvenile</u></b>						
Custody Visitation	CV	4	20	20	6	12
Misdemeanor	DM	0	1	1	0	1
Show Cause	SC	0	3	3	2	1
Traffic	T	0	2	2	2	-
<b>Juvenile Total</b>		<b>4</b>	<b>26</b>	<b>26</b>	<b>10</b>	<b>14</b>
<b>Surry Totals</b>		<b>20</b>	<b>69</b>	<b>69</b>	<b>22</b>	<b>44</b>

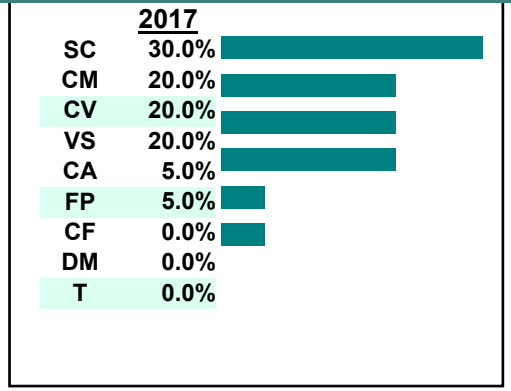
**Calendared Filings**

	<b>M</b>	<b>T</b>	<b>R</b>	<b>F</b>
Week 1				
Week 2				
Week 3				
Week 4				
Week 5				

**% of Filings by Division**



**% of Filings by Case Type (Top 10)**



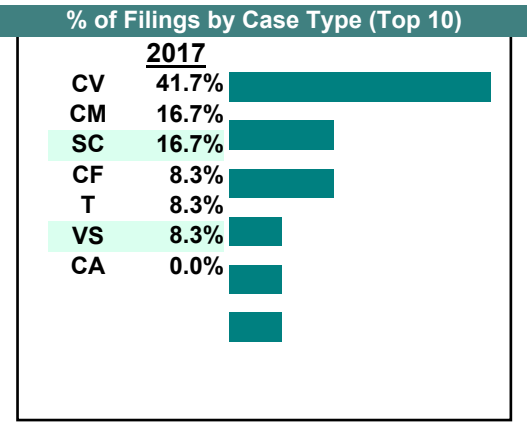
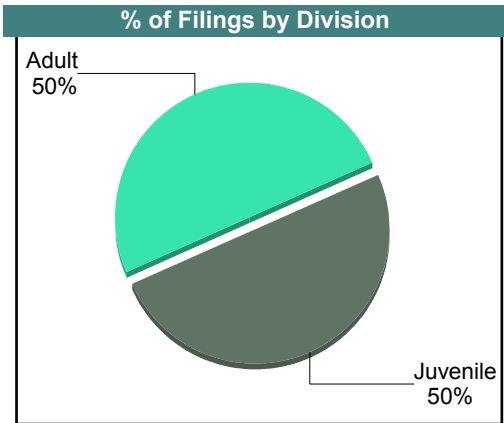
**CASELOAD STATISTICS OF THE JUVENILE & DOMESTIC RELATIONS COURTS**

November 2017

**Surry**  
District: 6

		<u>Filings</u>	<u>Hearings</u>	<u>Transactions</u>	<u>Concluded</u>	<u>Cont</u>
<b><u>Adult</u></b>						
Capias	CA	0	1	1	1	-
Felony	CF	2	7	7	0	7
Misdemeanor	CM	4	8	8	2	6
Show Cause	SC	4	9	9	2	7
Civil Support	VS	2	6	6	4	1
<b>Adult Total</b>		<b>12</b>	<b>31</b>	<b>31</b>	<b>9</b>	<b>21</b>
<b><u>Juvenile</u></b>						
Custody Visitation	CV	10	18	18	4	10
Traffic	T	2	2	2	0	2
<b>Juvenile Total</b>		<b>12</b>	<b>20</b>	<b>20</b>	<b>4</b>	<b>12</b>
<b>Surry Totals</b>		<b>24</b>	<b>51</b>	<b>51</b>	<b>13</b>	<b>33</b>

Calendared Filings				
	M	T	W	F
Week 1				
Week 2				
Week 3				

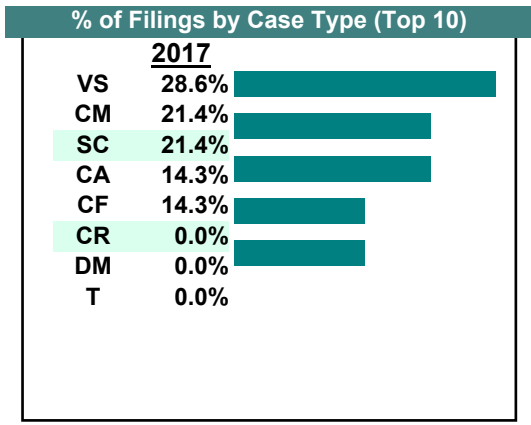
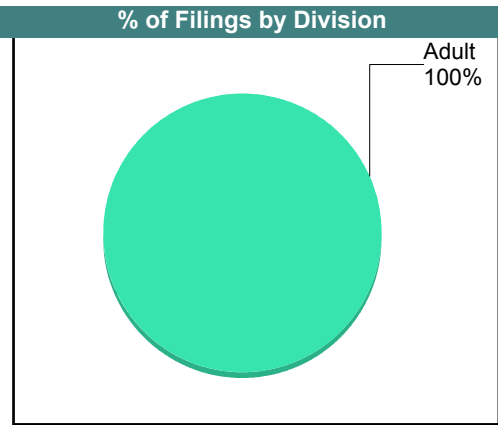
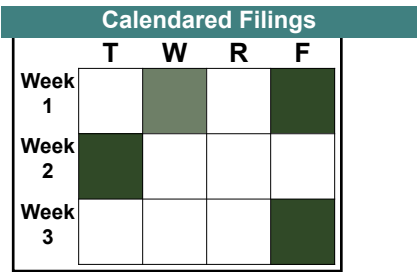


**CASELOAD STATISTICS OF THE JUVENILE & DOMESTIC RELATIONS COURTS**

October 2017

**Surry**  
District: 6

		<u>Filings</u>	<u>Hearings</u>	<u>Transactions</u>	<u>Concluded</u>	<u>Cont</u>
<b><u>Adult</u></b>						
Capias	CA	2	5	5	2	3
Felony	CF	2	8	8	2	6
Misdemeanor	CM	3	15	15	7	8
Show Cause	SC	3	13	13	2	11
Civil Support	VS	4	4	4	2	2
<b>Adult Total</b>		<b>14</b>	<b>45</b>	<b>45</b>	<b>15</b>	<b>30</b>
<b><u>Juvenile</u></b>						
Custody Relief	CR	0	1	1	1	-
Misdemeanor	DM	0	5	5	4	1
Show Cause	SC	0	1	1	1	-
Traffic	T	0	1	1	1	-
<b>Juvenile Total</b>		<b>0</b>	<b>8</b>	<b>8</b>	<b>7</b>	<b>1</b>
<b>Surry Totals</b>		<b>14</b>	<b>53</b>	<b>53</b>	<b>22</b>	<b>31</b>





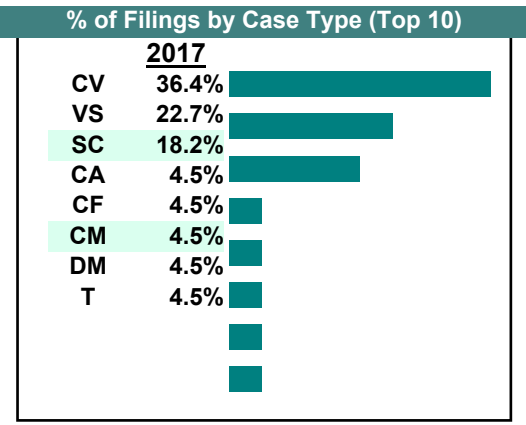
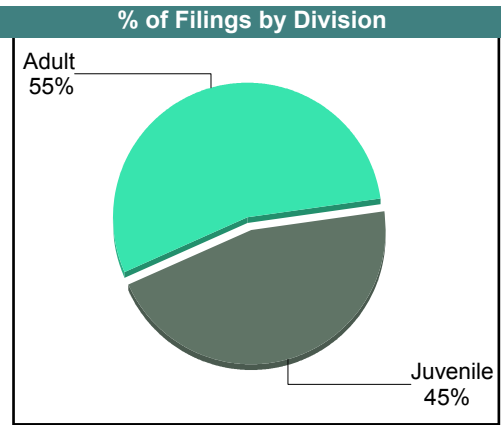
**CASELOAD STATISTICS OF THE JUVENILE & DOMESTIC RELATIONS COURTS**

September 2017

**Surry**  
District: 6

		<u>Filings</u>	<u>Hearings</u>	<u>Transactions</u>	<u>Concluded</u>	<u>Cont</u>
<b><u>Adult</u></b>						
Capias	CA	1	5	5	3	2
Felony	CF	1	1	1	0	1
Misdemeanor	CM	1	5	5	2	3
Show Cause	SC	4	8	8	3	5
Civil Support	VS	5	5	5	3	2
<b>Adult Total</b>		<b>12</b>	<b>24</b>	<b>24</b>	<b>11</b>	<b>13</b>
<b><u>Juvenile</u></b>						
Custody Visitation	CV	8	18	18	7	11
Misdemeanor	DM	1	1	1	1	-
Show Cause	SC	0	1	1	0	1
Traffic	T	1	1	1	0	1
<b>Juvenile Total</b>		<b>10</b>	<b>21</b>	<b>21</b>	<b>8</b>	<b>13</b>
<b>Surry Totals</b>		<b>22</b>	<b>45</b>	<b>45</b>	<b>19</b>	<b>26</b>

<b>Calendared Filings</b>		
	<b>T</b>	<b>F</b>
Week 1		
Week 2		
Week 3		



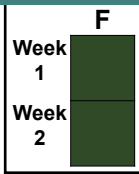
# CASELOAD STATISTICS OF THE JUVENILE & DOMESTIC RELATIONS COURTS

August 2017

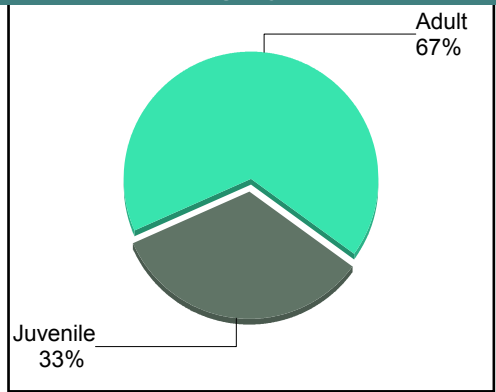
**Surry**  
District: 6

		<u>Filings</u>	<u>Hearings</u>	<u>Transactions</u>	<u>Concluded</u>	<u>Cont</u>
<b><u>Adult</u></b>						
Capias	CA	2	3	3	0	3
Felony	CF	3	3	3	0	3
Misdemeanor	CM	2	10	10	4	6
Show Cause	SC	3	7	7	2	5
Civil Support	VS	4	6	6	4	2
<b>Adult Total</b>		<b>14</b>	<b>29</b>	<b>29</b>	<b>10</b>	<b>19</b>
<b><u>Juvenile</u></b>						
Custody Relief	CR	1	1	1	0	1
Custody Visitation	CV	5	7	7	5	2
Felony	DF	0	1	1	1	-
Misdemeanor	DM	0	3	3	1	2
Show Cause	SC	1	1	1	0	1
Status	ST	0	1	1	1	-
Traffic	T	0	3	3	2	1
<b>Juvenile Total</b>		<b>7</b>	<b>17</b>	<b>17</b>	<b>10</b>	<b>7</b>
<b>Surry Totals</b>		<b>21</b>	<b>46</b>	<b>46</b>	<b>20</b>	<b>26</b>

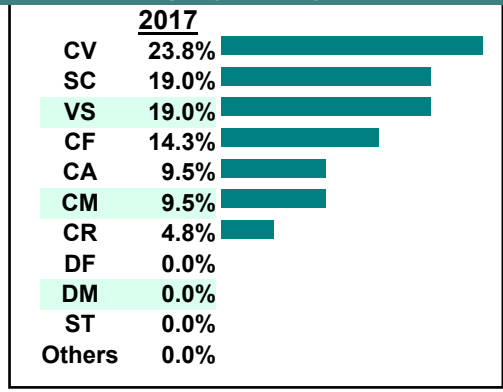
**Calendared Filings**



**% of Filings by Division**



**% of Filings by Case Type (Top 10)**

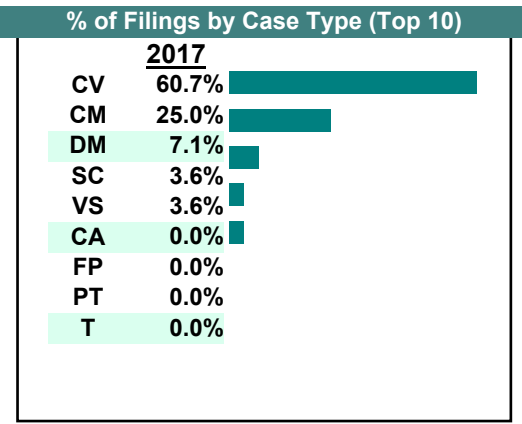
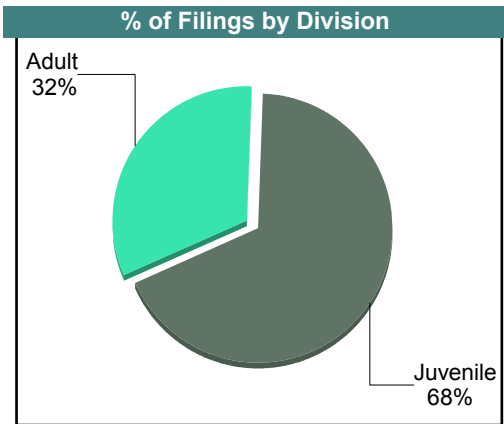
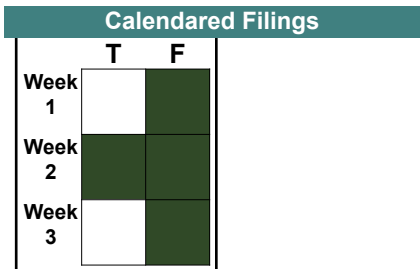


**CASELOAD STATISTICS OF THE JUVENILE & DOMESTIC RELATIONS COURTS**

July 2017

**Surry**  
District: 6

		<u>Filings</u>	<u>Hearings</u>	<u>Transactions</u>	<u>Concluded</u>	<u>Cont</u>
<b><u>Adult</u></b>						
Capias	CA	0	3	3	0	3
Misdemeanor	CM	7	11	11	2	8
Family Abuse - Prot Order	FP	0	1	1	1	-
Show Cause	SC	1	4	4	1	3
Civil Support	VS	1	2	2	2	-
<b>Adult Total</b>		<b>9</b>	<b>21</b>	<b>21</b>	<b>6</b>	<b>14</b>
<b><u>Juvenile</u></b>						
Custody Visitation	CV	17	25	25	15	10
Misdemeanor	DM	2	4	4	3	1
Petition	PT	0	3	3	3	-
Show Cause	SC	0	1	1	0	1
Traffic	T	0	7	7	6	1
<b>Juvenile Total</b>		<b>19</b>	<b>40</b>	<b>40</b>	<b>27</b>	<b>13</b>
<b>Surry Totals</b>		<b>28</b>	<b>61</b>	<b>61</b>	<b>33</b>	<b>27</b>

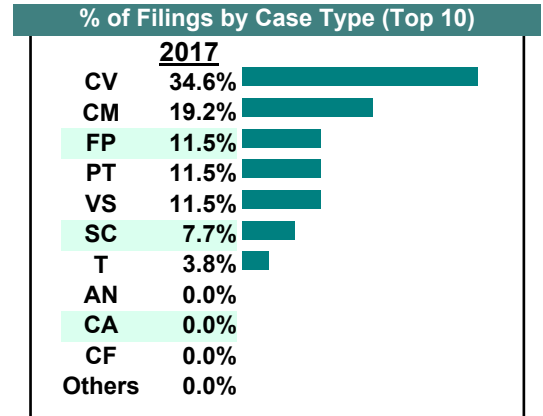
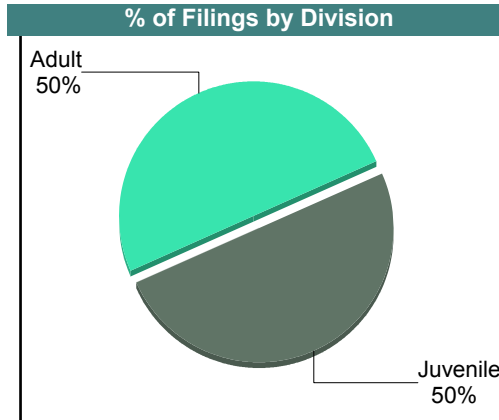
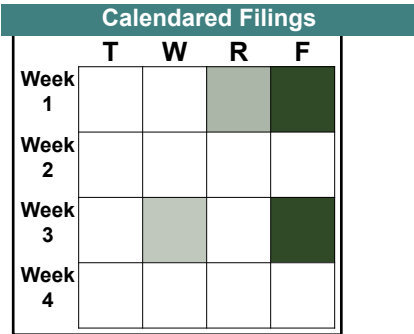


# CASELOAD STATISTICS OF THE JUVENILE & DOMESTIC RELATIONS COURTS

June 2017

**Surry**  
District: 6

		<u>Filings</u>	<u>Hearings</u>	<u>Transactions</u>	<u>Concluded</u>	<u>Cont</u>
<b><u>Adult</u></b>						
Capias	CA	0	1	1	0	1
Felony	CF	0	1	1	1	-
Misdemeanor	CM	5	10	10	4	6
Family Abuse - Prot Order	FP	3	3	3	2	1
Show Cause	SC	2	7	7	3	4
Civil Support	VS	3	5	5	3	1
<b>Adult Total</b>		<b>13</b>	<b>27</b>	<b>27</b>	<b>13</b>	<b>13</b>
<b><u>Juvenile</u></b>						
Abuse or Neglect	AN	0	1	1	1	-
Custody Visitation	CV	9	12	12	3	7
Felony	DF	0	1	1	1	-
Misdemeanor	DM	0	2	2	0	2
Petition	PT	3	3	3	0	3
Show Cause	SC	0	1	1	0	1
Status	ST	0	1	1	0	1
Traffic	T	1	5	5	0	5
<b>Juvenile Total</b>		<b>13</b>	<b>26</b>	<b>26</b>	<b>5</b>	<b>19</b>
<b>Surry Totals</b>		<b>26</b>	<b>53</b>	<b>53</b>	<b>18</b>	<b>32</b>



# CASELOAD STATISTICS OF THE JUVENILE & DOMESTIC RELATIONS COURTS

May 2017

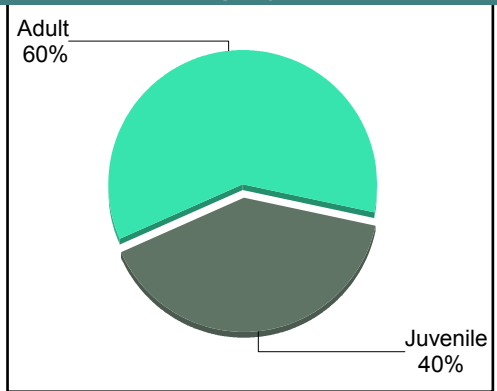
**Surry**  
District: 6

		<u>Filings</u>	<u>Hearings</u>	<u>Transactions</u>	<u>Concluded</u>	<u>Cont</u>
<b><u>Adult</u></b>						
Capias	CA	2	2	2	0	2
Misdemeanor	CM	1	6	6	3	3
Family Abuse - Prot Order	FP	0	1	1	1	-
Show Cause	SC	5	12	12	4	8
Civil Support	VS	4	8	8	5	3
<b>Adult Total</b>		<b>12</b>	<b>29</b>	<b>29</b>	<b>13</b>	<b>16</b>
<b><u>Juvenile</u></b>						
Abuse or Neglect	AN	1	1	1	0	1
Custody Visitation	CV	4	13	13	6	4
Misdemeanor	DM	0	2	2	0	2
Show Cause	SC	0	2	2	1	1
Status	ST	0	1	1	0	1
Traffic	T	3	11	12	8	4
<b>Juvenile Total</b>		<b>8</b>	<b>30</b>	<b>31</b>	<b>15</b>	<b>13</b>
<b>Surry Totals</b>		<b>20</b>	<b>59</b>	<b>60</b>	<b>28</b>	<b>29</b>

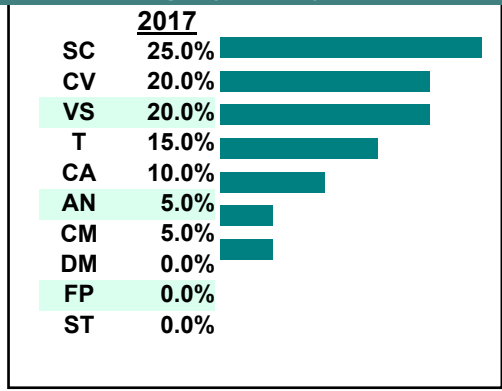
**Calendared Filings**

	W	F
Week 1		
Week 2		
Week 3		

**% of Filings by Division**



**% of Filings by Case Type (Top 10)**



**CASELOAD STATISTICS OF THE JUVENILE & DOMESTIC RELATIONS COURTS**

April 2017

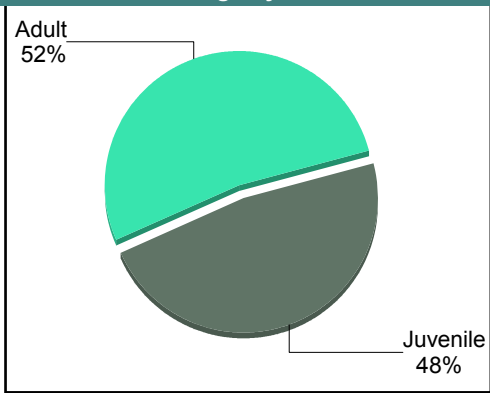
**Surry**  
District: 6

		<u>Filings</u>	<u>Hearings</u>	<u>Transactions</u>	<u>Concluded</u>	<u>Cont</u>
<b><u>Adult</u></b>						
Capias	CA	0	2	2	0	2
Misdemeanor	CM	6	9	9	4	5
Show Cause	SC	3	7	7	3	4
Civil Support	VS	2	3	3	2	1
<b>Adult Total</b>		<b>11</b>	<b>21</b>	<b>21</b>	<b>9</b>	<b>12</b>
<b><u>Juvenile</u></b>						
Custody Visitation	CV	4	26	26	19	7
Felony	DF	0	1	1	0	1
Misdemeanor	DM	1	4	4	1	3
Show Cause	SC	3	3	3	0	3
Traffic	T	2	6	6	3	3
<b>Juvenile Total</b>		<b>10</b>	<b>40</b>	<b>40</b>	<b>23</b>	<b>17</b>
<b>Surry Totals</b>		<b>21</b>	<b>61</b>	<b>61</b>	<b>32</b>	<b>29</b>

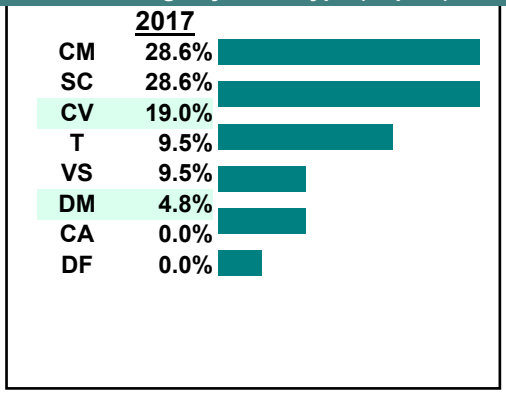
**Calendared Filings**

	T	F
Week 1	■	■
Week 2	■	■
Week 3	■	■

**% of Filings by Division**



**% of Filings by Case Type (Top 10)**



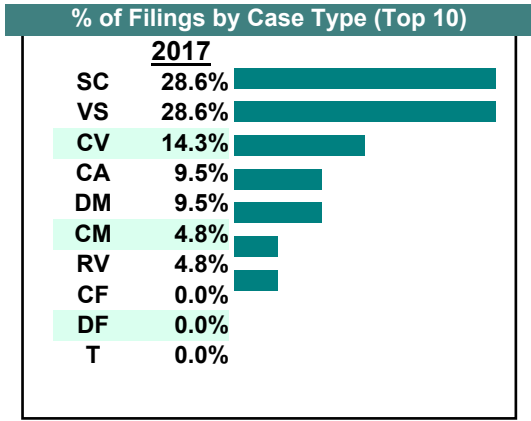
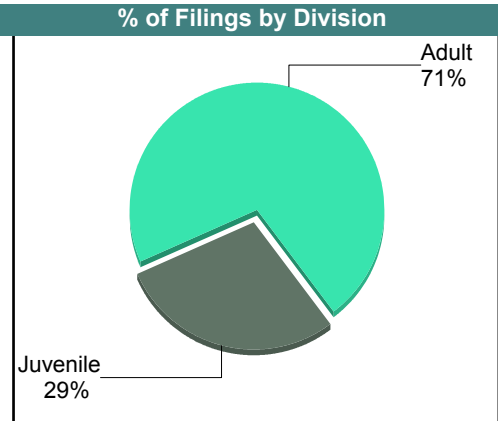
# CASELOAD STATISTICS OF THE JUVENILE & DOMESTIC RELATIONS COURTS

March 2017

**Surry**  
District: 6

		<u>Filings</u>	<u>Hearings</u>	<u>Transactions</u>	<u>Concluded</u>	<u>Cont</u>
<b><u>Adult</u></b>						
Capias	CA	2	4	4	2	2
Felony	CF	0	1	1	0	1
Misdemeanor	CM	1	5	5	0	5
Show Cause	SC	6	15	15	8	7
Civil Support	VS	6	7	7	4	3
<b>Adult Total</b>		<b>15</b>	<b>32</b>	<b>32</b>	<b>14</b>	<b>18</b>
<b><u>Juvenile</u></b>						
Capias	CA	0	1	1	1	-
Custody Visitation	CV	3	10	10	5	5
Felony	DF	0	1	1	1	-
Misdemeanor	DM	2	3	3	1	2
Remand Visitation	RV	1	1	1	1	-
Show Cause	SC	0	1	1	0	1
Traffic	T	0	4	4	2	2
<b>Juvenile Total</b>		<b>6</b>	<b>21</b>	<b>21</b>	<b>11</b>	<b>10</b>
<b>Surry Totals</b>		<b>21</b>	<b>53</b>	<b>53</b>	<b>25</b>	<b>28</b>

Calendared Filings		
	T	F
Week 1		
Week 2		
Week 3		
Week 4		



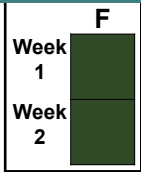
**CASELOAD STATISTICS OF THE JUVENILE & DOMESTIC RELATIONS COURTS**

February 2017

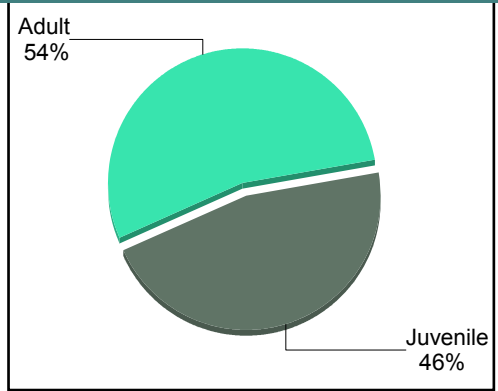
**Surry**  
District: 6

		<u>Filings</u>	<u>Hearings</u>	<u>Transactions</u>	<u>Concluded</u>	<u>Cont</u>
<b><u>Adult</u></b>						
Bond Forfeiture	BF	1	1	1	1	-
Capias	CA	0	2	2	1	1
Misdemeanor	CM	0	9	9	5	4
Family Abuse - Prot Order	FP	0	1	1	0	1
Show Cause	SC	1	10	10	6	4
Civil Support	VS	5	7	7	4	3
<b>Adult Total</b>		<b>7</b>	<b>30</b>	<b>30</b>	<b>17</b>	<b>13</b>
<b><u>Juvenile</u></b>						
Capias	CA	1	1	1	0	1
Custody Visitation	CV	5	20	20	10	10
Felony	DF	0	1	1	0	1
Misdemeanor	DM	0	3	3	2	1
Show Cause	SC	0	1	1	0	1
Status	ST	0	1	1	0	1
Traffic	T	0	2	2	1	1
<b>Juvenile Total</b>		<b>6</b>	<b>29</b>	<b>29</b>	<b>13</b>	<b>16</b>
<b>Surry Totals</b>		<b>13</b>	<b>59</b>	<b>59</b>	<b>30</b>	<b>29</b>

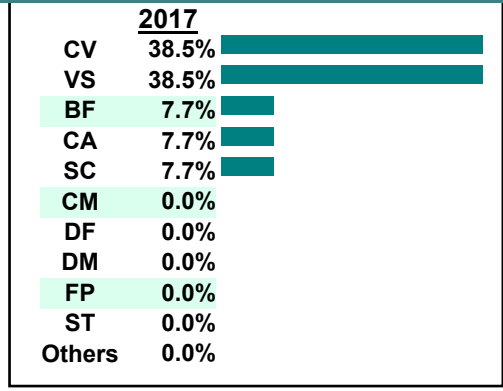
**Calendared Filings**



**% of Filings by Division**



**% of Filings by Case Type (Top 10)**





**CASELOAD STATISTICS OF THE JUVENILE & DOMESTIC RELATIONS COURTS**

January 2017

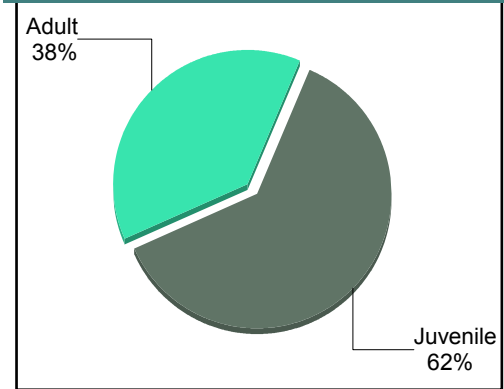
**Surry**  
District: 6

		<u>Filings</u>	<u>Hearings</u>	<u>Transactions</u>	<u>Concluded</u>	<u>Cont</u>
<b><u>Adult</u></b>						
Capias	CA	0	1	1	0	1
Felony	CF	0	1	1	0	1
Misdemeanor	CM	2	9	9	1	8
Family Abuse - Prot Order	FP	0	2	2	2	-
Show Cause	SC	3	11	11	2	9
Civil Support	VS	3	6	6	6	-
<b>Adult Total</b>		<b>8</b>	<b>30</b>	<b>30</b>	<b>11</b>	<b>19</b>
<b><u>Juvenile</u></b>						
Custody Visitation	CV	6	18	18	4	14
Felony	DF	1	1	1	0	1
Show Cause	SC	1	1	1	0	1
Status	ST	0	1	1	0	1
Traffic	T	5	9	9	4	5
<b>Juvenile Total</b>		<b>13</b>	<b>30</b>	<b>30</b>	<b>8</b>	<b>22</b>
<b>Surry Totals</b>		<b>21</b>	<b>60</b>	<b>60</b>	<b>19</b>	<b>41</b>

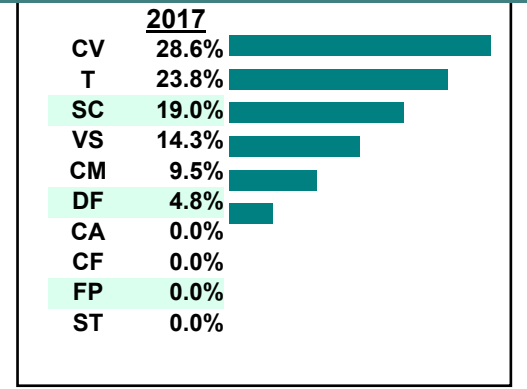
**Calendared Filings**

	T	F
Week 1		
Week 2		

**% of Filings by Division**



**% of Filings by Case Type (Top 10)**



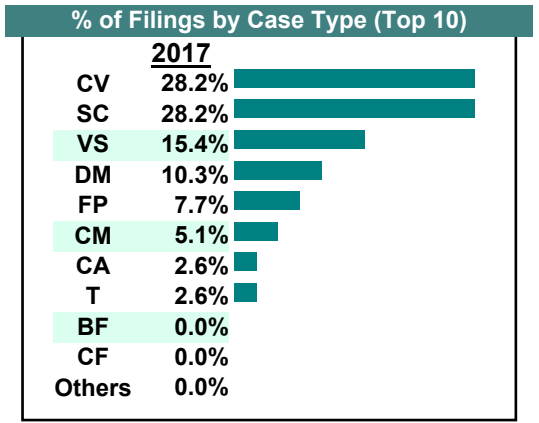
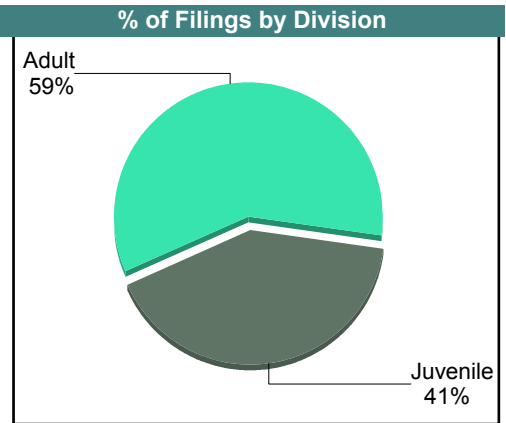
# CASELOAD STATISTICS OF THE JUVENILE & DOMESTIC RELATIONS COURTS

December 2017

**Sussex**  
District: 6

		<u>Filings</u>	<u>Hearings</u>	<u>Transactions</u>	<u>Concluded</u>	<u>Cont</u>
<b><u>Adult</u></b>						
Bond Forfeiture	BF	0	1	1	1	-
Capias	CA	1	5	5	2	1
Felony	CF	0	2	2	0	2
Misdemeanor	CM	2	11	11	2	9
Family Abuse - Prot Order	FP	3	6	6	1	3
Show Cause	SC	11	14	14	6	3
Civil Support	VS	6	12	12	1	7
<b>Adult Total</b>		<b>23</b>	<b>51</b>	<b>51</b>	<b>13</b>	<b>25</b>
<b><u>Juvenile</u></b>						
Capias	CA	0	1	1	0	1
Custody Visitation	CV	11	51	51	16	35
Felony	DF	0	12	12	2	10
Misdemeanor	DM	4	17	17	6	10
Show Cause	SC	0	1	1	0	1
Traffic	T	1	9	9	3	6
<b>Juvenile Total</b>		<b>16</b>	<b>91</b>	<b>91</b>	<b>27</b>	<b>63</b>
<b>Sussex Totals</b>		<b>39</b>	<b>142</b>	<b>142</b>	<b>40</b>	<b>88</b>

Calendared Filings				
	M	T	W	R
Week 1				
Week 2				
Week 3				
Week 4				



**CASELOAD STATISTICS OF THE JUVENILE & DOMESTIC RELATIONS COURTS**

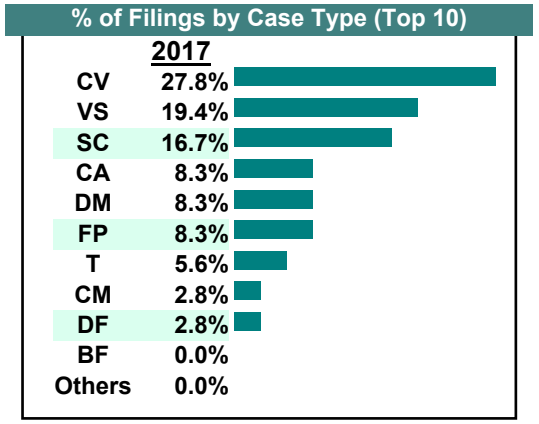
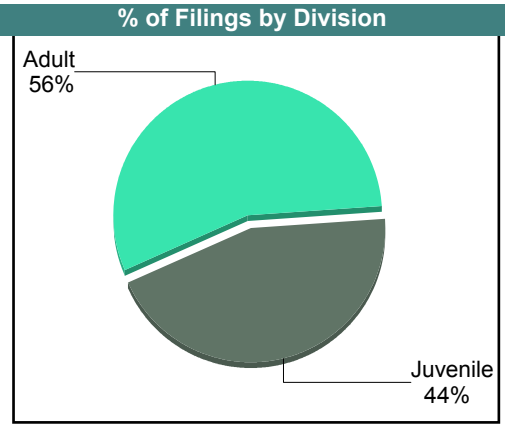
November 2017

**Sussex**

District: 6

		<u>Filings</u>	<u>Hearings</u>	<u>Transactions</u>	<u>Concluded</u>	<u>Cont</u>
<b><u>Adult</u></b>						
Bond Forfeiture	BF	0	1	1	0	1
Capias	CA	3	15	15	8	6
Felony	CF	0	7	7	0	7
Misdemeanor	CM	1	11	11	3	8
Family Abuse - Prot Order	FP	3	7	7	3	4
Show Cause	SC	6	28	28	11	14
Civil Support	VS	7	16	16	11	3
<b>Adult Total</b>		<b>20</b>	<b>85</b>	<b>85</b>	<b>36</b>	<b>43</b>
<b><u>Juvenile</u></b>						
Capias	CA	0	2	2	2	-
Child in Need of Services	CS	0	1	1	1	-
Custody Visitation	CV	10	16	16	6	10
Felony	DF	1	8	8	2	6
Misdemeanor	DM	3	18	18	11	7
Juv Support	JS	0	1	1	1	-
Show Cause	SC	0	1	1	1	-
Traffic	T	2	7	7	4	3
<b>Juvenile Total</b>		<b>16</b>	<b>54</b>	<b>54</b>	<b>28</b>	<b>26</b>
<b>Sussex Totals</b>		<b>36</b>	<b>139</b>	<b>139</b>	<b>64</b>	<b>69</b>

	M	T	W	R	F
Week 1					
Week 2					
Week 3					
Week 4					



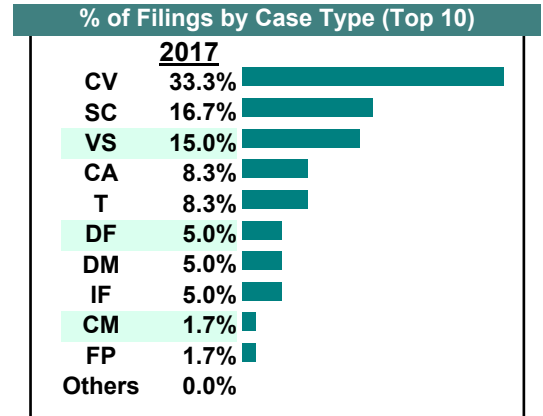
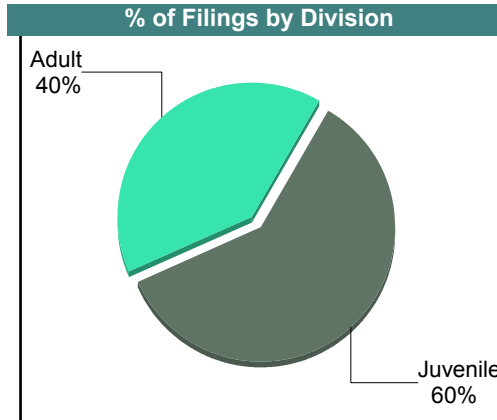
# CASELOAD STATISTICS OF THE JUVENILE & DOMESTIC RELATIONS COURTS

October 2017

**Sussex**  
District: 6

		<u>Filings</u>	<u>Hearings</u>	<u>Transactions</u>	<u>Concluded</u>	<u>Cont</u>
<b><u>Adult</u></b>						
Capias	CA	4	7	7	2	4
Felony	CF	0	2	2	0	2
Misdemeanor	CM	1	8	8	2	6
Family Abuse - Prot Order	FP	1	1	1	0	1
Show Cause	SC	9	24	24	5	16
Civil Support	VS	9	14	14	8	6
<b>Adult Total</b>		<b>24</b>	<b>56</b>	<b>56</b>	<b>17</b>	<b>35</b>
<b><u>Juvenile</u></b>						
Abuse or Neglect	AN	0	5	5	3	2
Capias	CA	1	1	1	0	1
Custody Visitation	CV	20	49	49	16	30
Felony	DF	3	15	15	0	15
Misdemeanor	DM	3	18	18	5	13
Initial Foster Care	IF	3	4	4	3	1
Show Cause	SC	1	2	2	0	2
Traffic	T	5	15	15	5	10
<b>Juvenile Total</b>		<b>36</b>	<b>109</b>	<b>109</b>	<b>32</b>	<b>74</b>
<b>Sussex Totals</b>		<b>60</b>	<b>165</b>	<b>165</b>	<b>49</b>	<b>109</b>

Calendared Filings				
	M	T	W	R
Week 1			■	
Week 2		■	■	
Week 3		■		■
Week 4	■		■	
Week 5				



**CASELOAD STATISTICS OF THE JUVENILE & DOMESTIC RELATIONS COURTS**

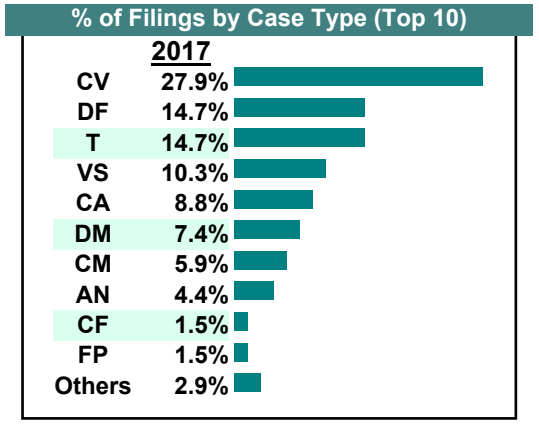
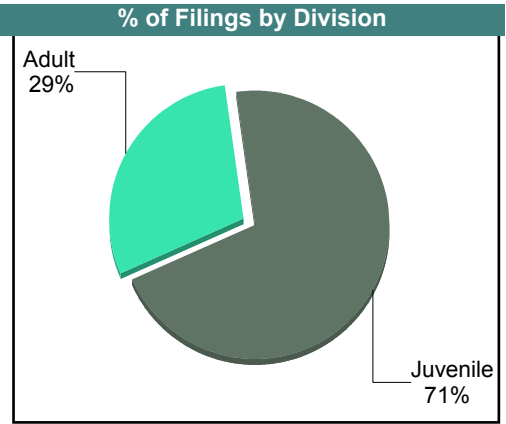
September 2017

**Sussex**

District: 6

		<u>Filings</u>	<u>Hearings</u>	<u>Transactions</u>	<u>Concluded</u>	<u>Cont</u>
<b><u>Adult</u></b>						
Bond Forfeiture	BF	0	1	1	0	1
Capias	CA	6	13	13	5	8
Felony	CF	1	5	5	0	5
Misdemeanor	CM	4	12	12	2	10
Family Abuse - Prot Order	FP	1	2	2	2	-
Show Cause	SC	1	16	16	5	10
Civil Support	VS	7	12	12	4	8
<b>Adult Total</b>		<b>20</b>	<b>61</b>	<b>61</b>	<b>18</b>	<b>42</b>
<b><u>Juvenile</u></b>						
Abuse or Neglect	AN	3	5	5	3	2
Child in Need of Services	CS	0	2	2	0	2
Custody Visitation	CV	19	51	51	18	33
Felony	DF	10	15	15	2	13
Misdemeanor	DM	5	18	18	5	13
Remand Custody	RC	1	1	1	1	-
Show Cause	SC	0	1	1	0	1
Traffic	T	10	11	12	2	10
<b>Juvenile Total</b>		<b>48</b>	<b>104</b>	<b>105</b>	<b>31</b>	<b>74</b>
<b>Sussex Totals</b>		<b>68</b>	<b>165</b>	<b>166</b>	<b>49</b>	<b>116</b>

<b>Calendared Filings</b>				
	<b>M</b>	<b>T</b>	<b>W</b>	<b>R</b>
Week 1				
Week 2				
Week 3				



**CASELOAD STATISTICS OF THE JUVENILE & DOMESTIC RELATIONS COURTS**

**Sussex**

District: 6

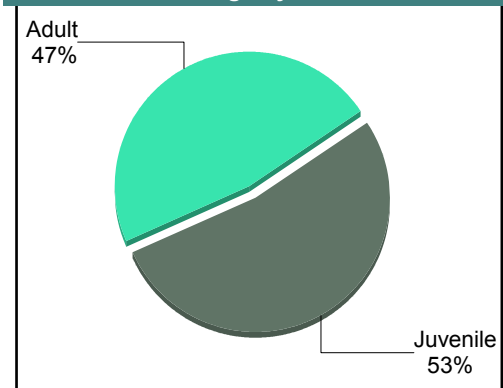
August 2017

		<u>Filings</u>	<u>Hearings</u>	<u>Transactions</u>	<u>Concluded</u>	<u>Cont</u>
<b>Adult</b>						
Bond Forfeiture	BF	1	1	1	0	1
Capias	CA	4	5	5	2	3
Felony	CF	3	8	8	4	4
Misdemeanor	CM	6	16	16	5	11
Family Abuse - Prot Order	FP	1	2	2	0	2
Show Cause	SC	10	22	22	8	13
Civil Support	VS	9	15	15	8	6
<b>Adult Total</b>		<b>34</b>	<b>69</b>	<b>69</b>	<b>27</b>	<b>40</b>
<b>Juvenile</b>						
Abuse or Neglect	AN	3	6	6	0	6
Capias	CA	1	2	2	0	2
Child in Need of Services	CS	1	2	2	0	2
Custody Visitation	CV	16	36	36	23	13
Felony	DF	3	6	6	1	5
Misdemeanor	DM	9	28	28	4	24
Foster Care Review	FC	1	1	1	1	-
Juv Support	JS	0	1	1	0	1
Show Cause	SC	0	1	1	0	1
Traffic	T	4	8	8	2	6
<b>Juvenile Total</b>		<b>38</b>	<b>91</b>	<b>91</b>	<b>31</b>	<b>60</b>
<b>Sussex Totals</b>		<b>72</b>	<b>160</b>	<b>160</b>	<b>58</b>	<b>100</b>

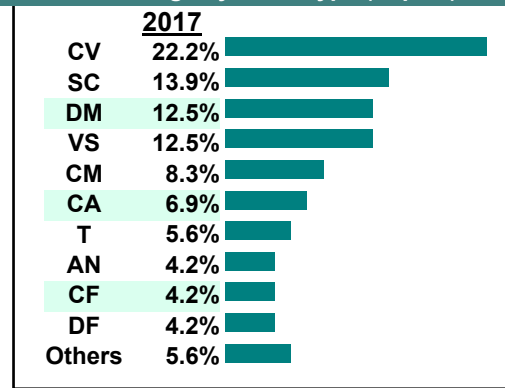
**Calendared Filings**

	<b>M</b>	<b>T</b>	<b>W</b>	<b>R</b>
Week 1				
Week 2				
Week 3				
Week 4				
Week 5				

**% of Filings by Division**



**% of Filings by Case Type (Top 10)**



**CASELOAD STATISTICS OF THE JUVENILE & DOMESTIC RELATIONS COURTS**

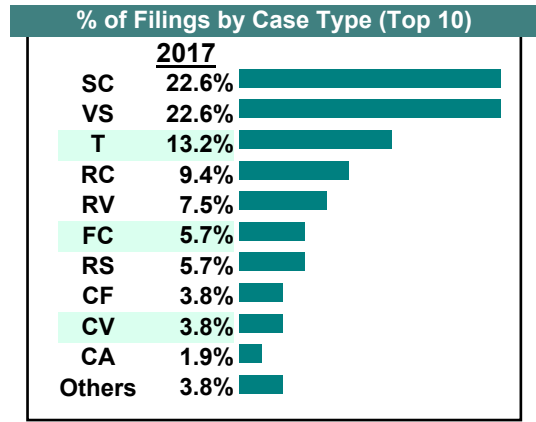
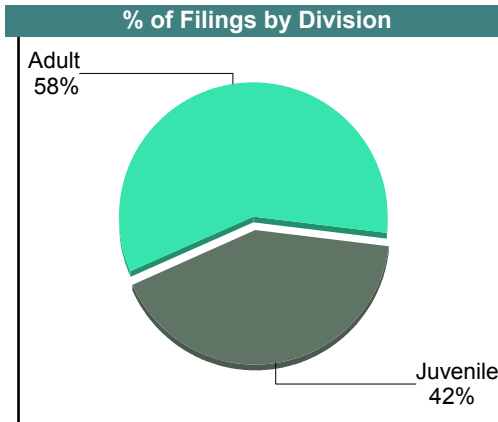
July 2017

**Sussex**

District: 6

		<u>Filings</u>	<u>Hearings</u>	<u>Transactions</u>	<u>Concluded</u>	<u>Cont</u>
<b><u>Adult</u></b>						
Capias	CA	1	7	7	1	6
Felony	CF	2	9	9	0	9
Misdemeanor	CM	1	9	9	2	7
Remand Support	RS	3	3	3	3	-
Show Cause	SC	12	23	23	10	13
Civil Support	VS	12	19	19	13	6
<b>Adult Total</b>		<b>31</b>	<b>70</b>	<b>70</b>	<b>29</b>	<b>41</b>
<b><u>Juvenile</u></b>						
Capias	CA	0	2	2	2	-
Child in Need of Services	CS	1	1	1	0	1
Custody Visitation	CV	2	28	28	6	22
Felony	DF	0	5	5	1	4
Misdemeanor	DM	0	9	9	1	8
Foster Care Review	FC	3	3	3	3	-
Remand Custody	RC	5	5	5	5	-
Remand Visitation	RV	4	4	4	4	-
Show Cause	SC	0	1	1	1	-
Traffic	T	7	9	9	6	3
<b>Juvenile Total</b>		<b>22</b>	<b>67</b>	<b>67</b>	<b>29</b>	<b>38</b>
<b>Sussex Totals</b>		<b>53</b>	<b>137</b>	<b>137</b>	<b>58</b>	<b>79</b>

<b>Calendared Filings</b>			
	<b>T</b>	<b>W</b>	<b>R</b>
Week 1			
Week 2			
Week 3			
Week 4			



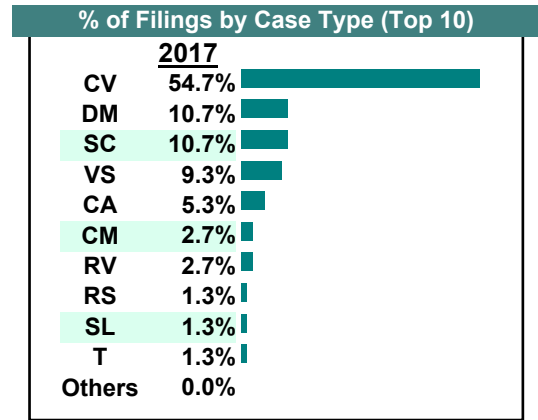
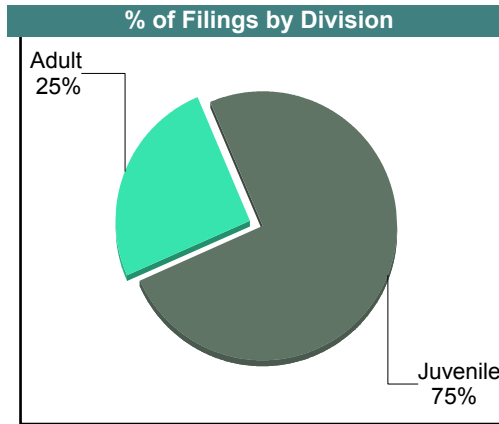
# CASELOAD STATISTICS OF THE JUVENILE & DOMESTIC RELATIONS COURTS

June 2017

**Sussex**  
District: 6

		<u>Filings</u>	<u>Hearings</u>	<u>Transactions</u>	<u>Concluded</u>	<u>Cont</u>
<b><u>Adult</u></b>						
Capias	CA	2	3	3	1	2
Felony	CF	0	4	4	1	3
Misdemeanor	CM	2	11	11	1	10
Family Abuse - Prot Order	FP	0	1	1	1	-
Remand Support	RS	1	1	1	1	-
Show Cause	SC	6	13	13	6	7
SL/Other	SL	1	2	2	0	1
Civil Support	VS	7	9	9	5	4
<b>Adult Total</b>		<b>19</b>	<b>44</b>	<b>44</b>	<b>16</b>	<b>27</b>
<b><u>Juvenile</u></b>						
Capias	CA	2	2	2	0	2
Custody Visitation	CV	41	58	58	14	44
Felony	DF	0	5	5	3	2
Misdemeanor	DM	8	25	25	8	17
Juv Support	JS	0	1	1	0	1
Remand Visitation	RV	2	2	2	2	-
Show Cause	SC	2	7	7	2	5
Traffic	T	1	3	3	0	3
<b>Juvenile Total</b>		<b>56</b>	<b>103</b>	<b>103</b>	<b>29</b>	<b>74</b>
<b>Sussex Totals</b>		<b>75</b>	<b>147</b>	<b>147</b>	<b>45</b>	<b>101</b>

Calendared Filings					
	M	T	W	R	F
Week 1					
Week 2					
Week 3					
Week 4					
Week 5					





**CASELOAD STATISTICS OF THE JUVENILE & DOMESTIC RELATIONS COURTS**

May 2017

**Sussex**

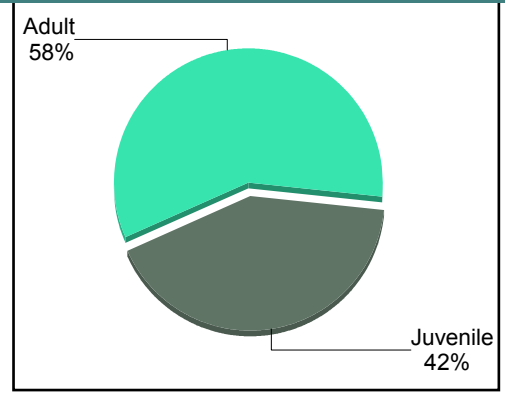
District: 6

		<u>Filings</u>	<u>Hearings</u>	<u>Transactions</u>	<u>Concluded</u>	<u>Cont</u>
<b>Adult</b>						
Capias	CA	1	5	5	1	4
Felony	CF	1	5	5	1	4
Misdemeanor	CM	3	15	15	7	8
Show Cause	SC	7	26	26	8	18
Civil Support	VS	9	12	12	6	5
<b>Adult Total</b>		<b>21</b>	<b>63</b>	<b>63</b>	<b>23</b>	<b>39</b>
<b>Juvenile</b>						
Custody Visitation	CV	12	22	22	5	17
Felony	DF	0	6	6	2	4
Misdemeanor	DM	3	19	19	4	15
Show Cause	SC	0	2	2	0	2
Traffic	T	0	2	2	1	1
<b>Juvenile Total</b>		<b>15</b>	<b>51</b>	<b>51</b>	<b>12</b>	<b>39</b>
<b>Sussex Totals</b>		<b>36</b>	<b>114</b>	<b>114</b>	<b>35</b>	<b>78</b>

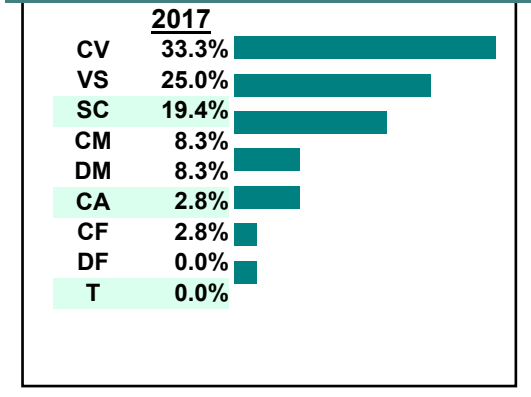
**Calendared Filings**

	<b>M</b>	<b>W</b>
Week 1		
Week 2		
Week 3		
Week 4		

**% of Filings by Division**



**% of Filings by Case Type (Top 10)**



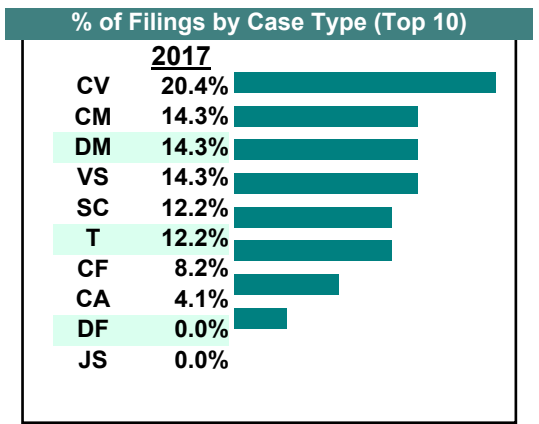
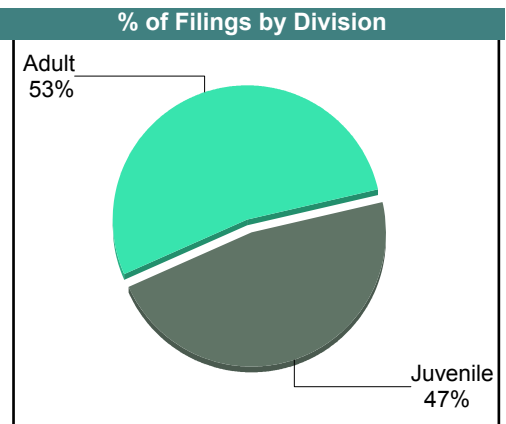
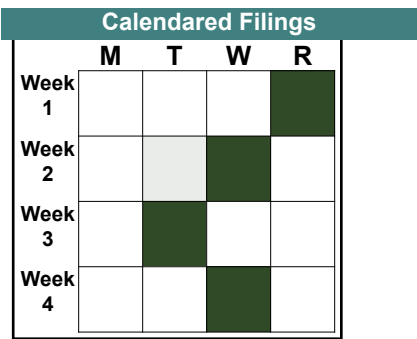
**CASELOAD STATISTICS OF THE JUVENILE & DOMESTIC RELATIONS COURTS**

April 2017

**Sussex**

District: 6

		<u>Filings</u>	<u>Hearings</u>	<u>Transactions</u>	<u>Concluded</u>	<u>Cont</u>
<b>Adult</b>						
Capias	CA	2	6	6	3	3
Felony	CF	4	6	6	1	5
Misdemeanor	CM	7	13	13	1	12
Show Cause	SC	6	22	22	9	13
Civil Support	VS	7	14	14	6	8
<b>Adult Total</b>		<b>26</b>	<b>61</b>	<b>61</b>	<b>20</b>	<b>41</b>
<b>Juvenile</b>						
Custody Visitation	CV	10	30	30	12	18
Felony	DF	0	9	9	1	8
Misdemeanor	DM	7	23	23	11	12
Juv Support	JS	0	1	1	0	1
Show Cause	SC	0	1	1	1	-
Traffic	T	6	10	10	5	5
<b>Juvenile Total</b>		<b>23</b>	<b>74</b>	<b>74</b>	<b>30</b>	<b>44</b>
<b>Sussex Totals</b>		<b>49</b>	<b>135</b>	<b>135</b>	<b>50</b>	<b>85</b>



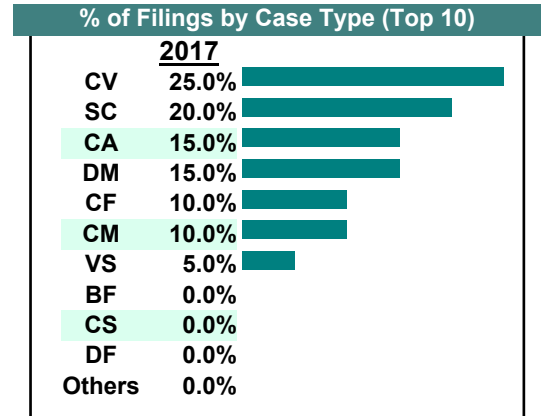
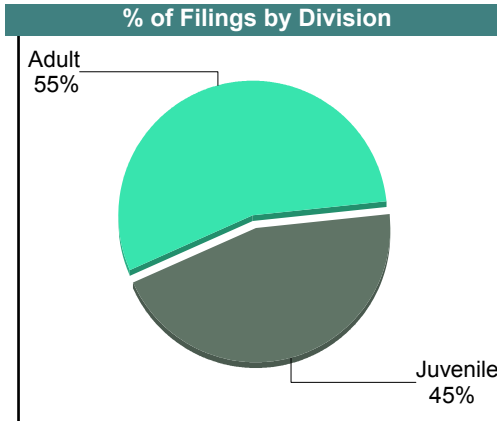
# CASELOAD STATISTICS OF THE JUVENILE & DOMESTIC RELATIONS COURTS

March 2017

**Sussex**  
District: 6

		<u>Filings</u>	<u>Hearings</u>	<u>Transactions</u>	<u>Concluded</u>	<u>Cont</u>
<b><u>Adult</u></b>						
Bond Forfeiture	BF	0	1	1	1	-
Capias	CA	3	7	7	4	3
Felony	CF	2	6	6	4	2
Misdemeanor	CM	2	6	6	1	5
Family Abuse - Prot Order	FP	0	1	1	0	1
Show Cause	SC	3	25	25	6	18
Civil Support	VS	1	6	6	4	2
<b>Adult Total</b>		<b>11</b>	<b>52</b>	<b>52</b>	<b>20</b>	<b>31</b>
<b><u>Juvenile</u></b>						
Child in Need of Services	CS	0	1	1	1	-
Custody Visitation	CV	5	26	26	13	13
Felony	DF	0	6	6	2	4
Misdemeanor	DM	3	13	13	3	10
Show Cause	SC	1	2	2	0	2
<b>Juvenile Total</b>		<b>9</b>	<b>48</b>	<b>48</b>	<b>19</b>	<b>29</b>
<b>Sussex Totals</b>		<b>20</b>	<b>100</b>	<b>100</b>	<b>39</b>	<b>60</b>

Calendared Filings			
	M	T	W
Week 1			
Week 2			
Week 3			
Week 4			
Week 5			



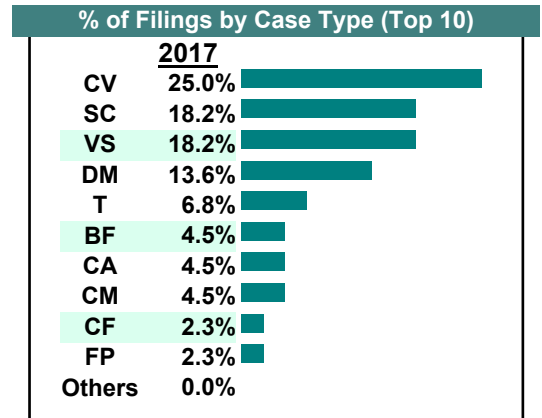
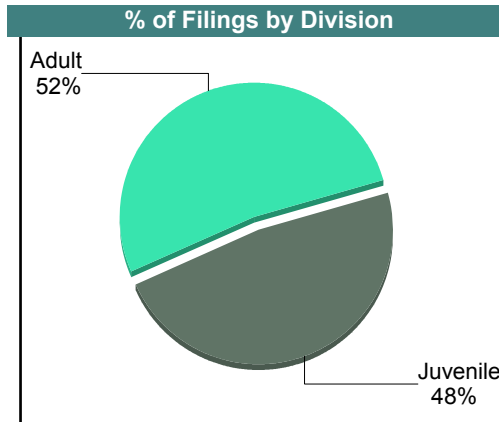
**CASELOAD STATISTICS OF THE JUVENILE & DOMESTIC RELATIONS COURTS**

February 2017

**Sussex**  
District: 6

		<u>Filings</u>	<u>Hearings</u>	<u>Transactions</u>	<u>Concluded</u>	<u>Cont</u>
<b><u>Adult</u></b>						
Bond Forfeiture	BF	2	2	2	1	1
Capias	CA	2	4	4	2	2
Felony	CF	1	9	9	3	6
Misdemeanor	CM	2	7	7	4	3
Family Abuse - Prot Order	FP	1	1	1	0	1
Show Cause	SC	7	23	23	9	14
Civil Support	VS	8	17	17	10	6
<b>Adult Total</b>		<b>23</b>	<b>63</b>	<b>63</b>	<b>29</b>	<b>33</b>
<b><u>Juvenile</u></b>						
Child in Need of Services	CS	0	1	1	1	-
Custody Visitation	CV	11	32	32	12	20
Felony	DF	0	7	7	1	6
Misdemeanor	DM	6	23	23	6	17
Foster Care Review	FC	0	1	1	1	-
Juv Support	JS	0	1	1	0	1
Show Cause	SC	1	3	3	1	2
Traffic	T	3	7	7	3	4
Voluntary Continuing Services Agreement	VA	0	1	1	1	-
<b>Juvenile Total</b>		<b>21</b>	<b>76</b>	<b>76</b>	<b>26</b>	<b>50</b>
<b>Sussex Totals</b>		<b>44</b>	<b>139</b>	<b>139</b>	<b>55</b>	<b>83</b>

<b>Calendared Filings</b>			
	<b>M</b>	<b>T</b>	<b>W</b>
Week 1			
Week 2			
Week 3			
Week 4			



# CASELOAD STATISTICS OF THE JUVENILE & DOMESTIC RELATIONS COURTS

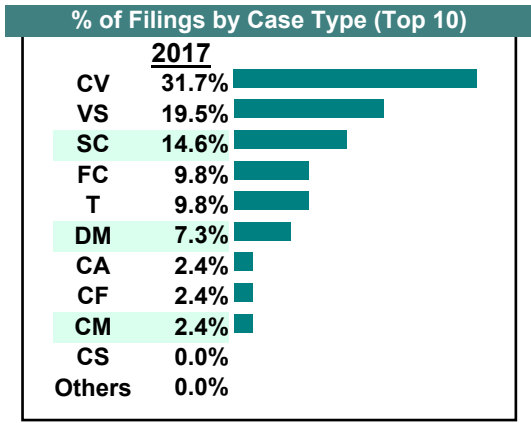
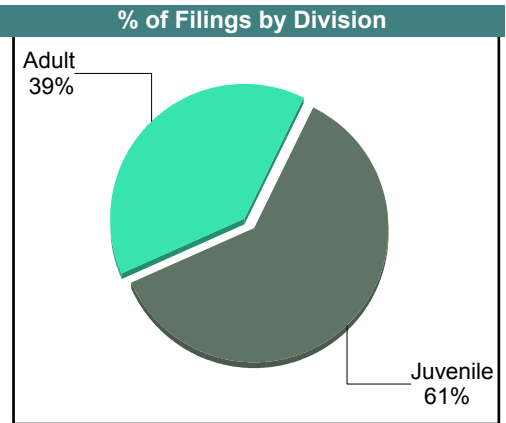
January 2017

Sussex

District: 6

		<u>Filings</u>	<u>Hearings</u>	<u>Transactions</u>	<u>Concluded</u>	<u>Cont</u>
<b>Adult</b>						
Capias	CA	0	8	8	2	6
Felony	CF	1	6	6	1	5
Misdemeanor	CM	1	9	9	4	5
Show Cause	SC	6	30	30	5	25
Civil Support	VS	8	15	15	5	10
<b>Adult Total</b>		<b>16</b>	<b>68</b>	<b>68</b>	<b>17</b>	<b>51</b>
<b>Juvenile</b>						
Capias	CA	1	1	1	1	-
Child in Need of Services	CS	0	1	1	0	1
Custody Visitation	CV	13	30	30	10	20
Felony	DF	0	9	9	3	6
Misdemeanor	DM	3	19	19	9	10
Foster Care Review	FC	4	4	4	3	1
Show Cause	SC	0	1	1	1	-
Traffic	T	4	7	7	3	4
<b>Juvenile Total</b>		<b>25</b>	<b>72</b>	<b>72</b>	<b>30</b>	<b>42</b>
<b>Sussex Totals</b>		<b>41</b>	<b>140</b>	<b>140</b>	<b>47</b>	<b>93</b>

Calendared Filings			
	M	T	W
Week 1			
Week 2			
Week 3			
Week 4			
Week 5			

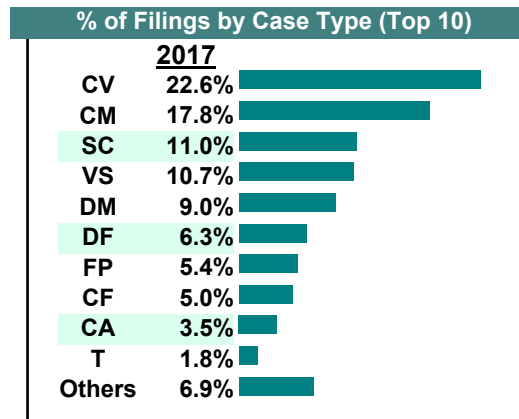
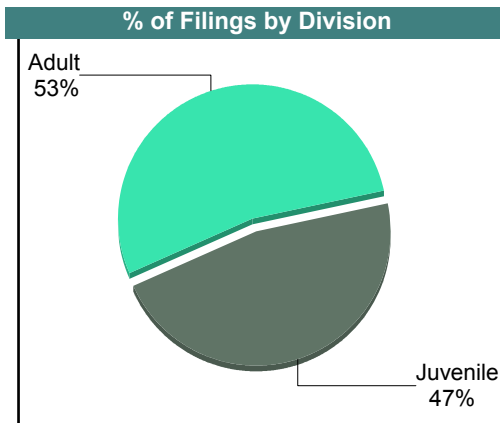



Filings by Court & Division

	Brunswick	Emporia	Greensville	Hopewell	Prince George	Surry	Sussex	Total		
A	Show Cause	131 14%	104 11%	80 9%	307 33%	190 20%	41 4%	84 9%	937	
	Civil Support	108 12%	83 9%	71 8%	286 31%	248 27%	43 5%	90 10%	929	
	Adult Misdemeanor	162 24%	48 7%	40 6%	219 33%	135 20%	36 5%	32 5%	672	
	Capias	66 18%	37 10%	22 6%	136 38%	62 17%	10 3%	29 8%	362	
	Adult Felony	33 14%	18 8%	15 6%	97 41%	48 21%	8 3%	15 6%	234	
	Family Abuse - Prot Order	21 9%	13 6%	12 5%	113 50%	52 23%	4 2%	10 4%	225	
	Bond Forfeiture	1 5%	5 23%	2 9%	10 45%	- 0%	1 5%	3 14%	22	
	Motion - Prot Order	- 0%	1 7%	3 20%	11 73%	- 0%	- 0%	- 0%	15	
	Non-Family Abuse Prot Order	- 0%	2 15%	1 8%	10 77%	- 0%	- 0%	- 0%	13	
	Other	4 40%	- 0%	- 0%	3 30%	3 30%	- 0%	- 0%	10	
	Remand Support	- 0%	1 11%	2 22%	2 22%	- 0%	- 0%	4 44%	9	
	Protective Order	2 29%	- 0%	1 14%	4 57%	- 0%	- 0%	- 0%	7	
	SL/Other	- 0%	- 0%	2 29%	4 57%	- 0%	- 0%	1 14%	7	
	Violation Fam Abuse PO	1 50%	- 0%	- 0%	1 50%	- 0%	- 0%	- 0%	2	
	Violation of PO	- 0%	- 0%	- 0%	2 100%	- 0%	- 0%	- 0%	2	
	<b>Total</b>	529 15%	312 9%	251 7%	1,205 35%	738 21%	143 4%	268 8%	3,446	
	J	Custody Visitation	216 10%	157 7%	166 7%	798 36%	634 29%	75 3%	170 8%	2,216
		Delinquency	126 12%	172 16%	136 13%	397 37%	162 15%	7 1%	71 7%	1,071
		Traffic	56 21%	23 9%	17 6%	54 21%	56 21%	14 5%	43 16%	263
		Show Cause	12 13%	16 18%	3 3%	25 27%	25 27%	5 5%	5 5%	91
Abuse or Neglect		3 4%	25 30%	9 11%	20 24%	19 23%	1 1%	6 7%	83	
Status Offense/Other		3 4%	16 20%	2 2%	50 61%	11 13%	- 0%	- 0%	82	
Foster Care Review		- 0%	3 4%	8 11%	33 46%	19 27%	- 0%	8 11%	71	
Family Abuse - Prot Order		20 80%	1 4%	1 4%	2 8%	1 4%	- 0%	- 0%	25	

	Brunswick	Emporia	Greenville	Hopewell	Prince George	Surry	Sussex	Total
<b>J Capias</b>	7	1	1	4	2	1	5	<b>21</b>
	33%	5%	5%	19%	10%	5%	24%	
<b>Paternity</b>	-	3	3	10	2	3	-	<b>21</b>
	0%	14%	14%	48%	10%	14%	0%	
<b>Remand Custody</b>	1	2	7	4	1	-	6	<b>21</b>
	5%	10%	33%	19%	5%	0%	29%	
<b>Permanency</b>	-	3	1	10	5	-	-	<b>19</b>
	0%	16%	5%	53%	26%	0%	0%	
<b>Initial Foster Care</b>	-	2	5	6	2	-	3	<b>18</b>
	0%	11%	28%	33%	11%	0%	17%	
<b>Term Parental Rights</b>	1	-	-	6	10	-	-	<b>17</b>
	6%	0%	0%	35%	59%	0%	0%	
<b>Remand Visitation</b>	-	2	3	4	-	1	6	<b>16</b>
	0%	13%	19%	25%	0%	6%	38%	
<b>Child at Risk</b>	3	-	-	-	10	-	-	<b>13</b>
	23%	0%	0%	0%	77%	0%	0%	
<b>Child in Need of Services</b>	-	2	2	3	-	-	2	<b>9</b>
	0%	22%	22%	33%	0%	0%	22%	
<b>Non-Family Abuse Prot Order</b>	-	-	-	7	-	-	-	<b>7</b>
	0%	0%	0%	100%	0%	0%	0%	
<b>Custody Relief</b>	-	-	-	3	-	1	-	<b>4</b>
	0%	0%	0%	75%	0%	25%	0%	
<b>Truancy</b>	-	2	1	-	-	-	-	<b>3</b>
	0%	67%	33%	0%	0%	0%	0%	
<b>Emancipation</b>	-	-	-	-	1	-	-	<b>1</b>
	0%	0%	0%	0%	100%	0%	0%	
<b>Juv Support</b>	-	-	-	-	-	-	-	<b>0</b>
	0%	0%	0%	0%	0%	0%	0%	
<b>Protective Order</b>	-	-	-	-	-	-	-	<b>0</b>
	0%	0%	0%	0%	0%	0%	0%	
<b>Voluntary Continuing</b>	-	-	-	-	-	-	-	<b>0</b>
	0%	0%	0%	0%	0%	0%	0%	
<b>Total</b>	448	430	365	1,436	960	108	325	<b>4,072</b>
	11%	11%	9%	35%	24%	3%	8%	
<b>Total</b>	977	742	616	2,641	1,698	251	593	7,518
	13%	10%	8%	35%	23%	3%	8%	

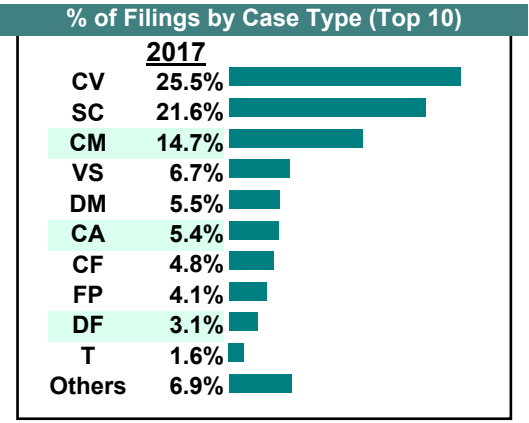
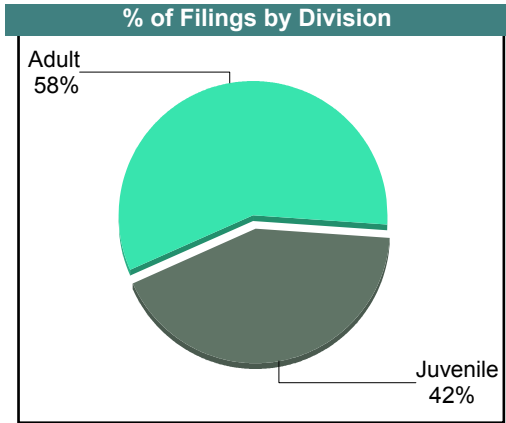
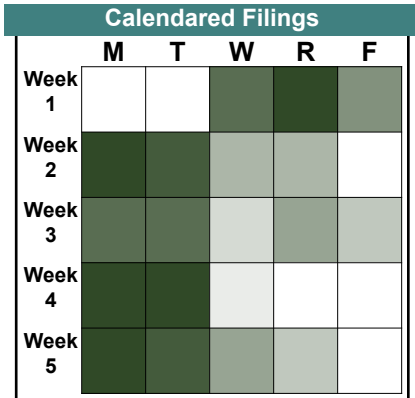
		<u>Filings</u>	<u>Hearings</u>	<u>Transactions</u>	<u>Concluded</u>	<u>Cont</u>
<b>Adult</b>						
Non-Family Abuse Prot Order	AP	1	2	2	1	1
Capias	CA	26	109	109	46	63
Felony	CF	37	149	149	24	125
Misdemeanor	CM	131	451	451	93	358
Family Abuse - Prot Order	FP	40	79	79	34	45
Motion - Prot Order	MP	2	2	2	1	1
Violation of PO	PV	1	1	1	1	-
Show Cause	SC	76	224	224	84	138
Civil Support	VS	79	124	124	78	46
<b>Adult Total</b>		<b>393</b>	<b>1,141</b>	<b>1,141</b>	<b>362</b>	<b>777</b>
<b>Juvenile</b>						
Abuse or Neglect	AN	1	25	25	10	15
Non-Family Abuse Prot Order	AP	3	6	6	5	1
Child in Need of Services	CS	0	2	2	0	2
Custody Visitation	CV	166	343	343	158	185
Felony	DF	46	295	295	60	235
Misdemeanor	DM	66	306	306	68	238
Foster Care Review	FC	9	9	9	9	-
Initial Foster Care	IF	8	9	9	9	-
Permanency	PH	7	8	8	7	1
Petition	PT	2	4	4	2	2
Remand Custody	RC	1	1	1	1	-
Show Cause	SC	5	12	12	6	6
Status	ST	9	33	33	14	19
Traffic	T	13	35	38	22	16
Term Parental Rights	TP	3	11	11	6	5
Truancy	TR	2	9	9	5	4
Voluntary Continuing Services Agreement	VA	2	3	3	2	1
<b>Juvenile Total</b>		<b>343</b>	<b>1,111</b>	<b>1,114</b>	<b>384</b>	<b>730</b>
<b>Newport News Totals</b>		<b>736</b>	<b>2,252</b>	<b>2,255</b>	<b>746</b>	<b>1,507</b>



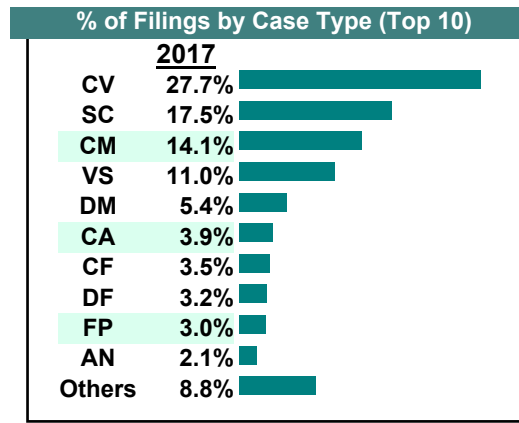
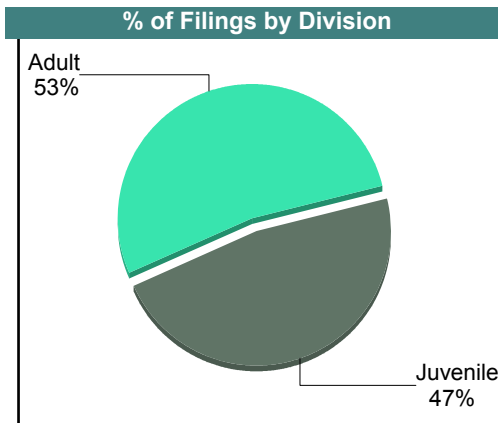
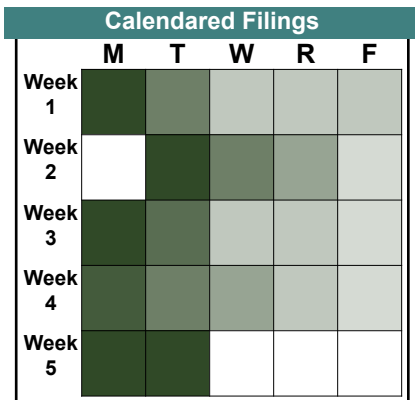


November 2017

		Filings	Hearings	Transactions	Concluded	Cont
<b>Adult</b>						
Capias	CA	53	160	160	66	94
Felony	CF	47	213	213	41	172
Misdemeanor	CM	143	548	548	172	376
Family Abuse - Prot Order	FP	39	81	81	38	43
Motion - Prot Order	MP	4	4	4	4	-
Protective Order	PC	1	1	1	1	-
Remand Support	RS	1	1	1	1	-
Show Cause	SC	207	459	459	179	277
SL/Other	SL	2	2	2	2	-
Civil Support	VS	65	148	148	90	58
<b>Adult Total</b>		<b>562</b>	<b>1,617</b>	<b>1,617</b>	<b>594</b>	<b>1,020</b>
<b>Juvenile</b>						
Abuse or Neglect	AN	5	28	28	6	22
Non-Family Abuse Prot Order	AP	2	5	5	2	3
Custody Relief	CR	0	4	4	0	4
Child in Need of Services	CS	1	6	6	1	5
Custody Visitation	CV	248	539	539	237	302
Felony	DF	30	269	269	47	222
Misdemeanor	DM	54	323	323	56	267
Foster Care Review	FC	9	13	13	13	-
Family Abuse - Prot Order	FP	1	2	2	1	1
Initial Foster Care	IF	5	5	5	5	-
Permanency	PH	7	10	10	10	-
Petition	PT	8	17	17	7	10
Remand Custody	RC	4	4	4	4	-
Show Cause	SC	3	11	11	4	7
Status	ST	12	49	49	13	36
Traffic	T	16	38	38	19	19
Term Parental Rights	TP	6	12	12	8	4
Truancy	TR	0	8	8	2	5
Voluntary Continuing Services Agreement	VA	0	1	1	1	-
<b>Juvenile Total</b>		<b>411</b>	<b>1,344</b>	<b>1,344</b>	<b>436</b>	<b>907</b>
<b>Newport News Totals</b>		<b>973</b>	<b>2,961</b>	<b>2,961</b>	<b>1,030</b>	<b>1,927</b>



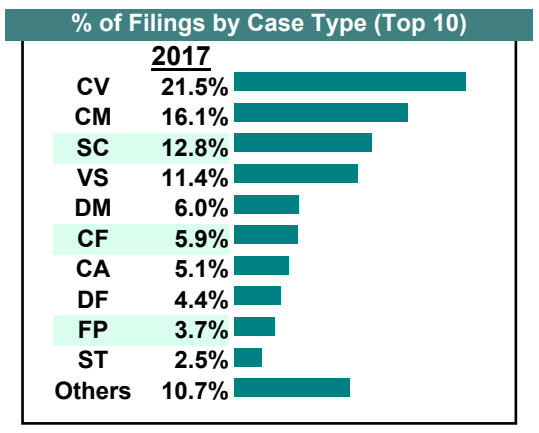
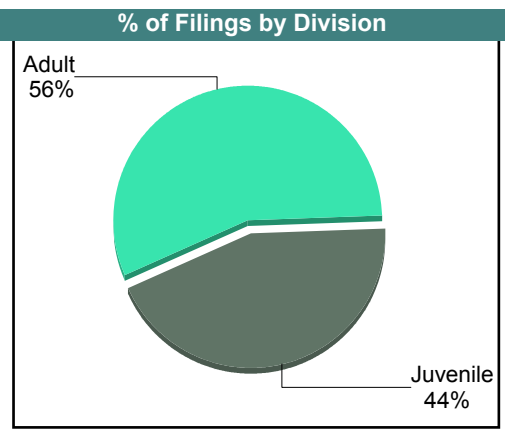

		<u>Filings</u>	<u>Hearings</u>	<u>Transactions</u>	<u>Concluded</u>	<u>Cont</u>
<b><u>Adult</u></b>						
Capias	CA	45	156	156	65	91
Felony	CF	41	184	184	59	125
Misdemeanor	CM	164	516	516	138	378
Family Abuse - Prot Order	FP	35	79	79	38	41
Motion - Prot Order	MP	2	3	3	3	-
Other	OT	0	3	3	2	1
Violation of PO	PV	2	2	2	2	-
Remand Support	RS	4	4	4	4	-
Show Cause	SC	193	493	493	213	280
SL/Other	SL	3	3	3	3	-
Civil Support	VS	128	232	232	144	88
<b>Adult Total</b>		<b>617</b>	<b>1,675</b>	<b>1,675</b>	<b>671</b>	<b>1,004</b>
<b><u>Juvenile</u></b>						
Abuse or Neglect	AN	24	66	66	17	49
Non-Family Abuse Prot Order	AP	2	3	3	0	3
Custody Relief	CR	0	1	1	0	1
Child in Need of Services	CS	1	7	7	2	5
Custody Visitation	CV	323	655	655	296	358
Felony	DF	37	198	198	26	172
Misdemeanor	DM	63	300	300	52	248
Foster Care Review	FC	7	10	10	7	3
Initial Foster Care	IF	7	8	8	7	1
Juv Support	JS	1	1	1	1	-
Permanency	PH	14	17	17	10	7
Petition	PT	2	12	12	7	5
Remand Custody	RC	1	1	1	1	-
Show Cause	SC	11	14	14	9	5
Status	ST	12	32	32	11	21
Traffic	T	24	39	44	21	23
Term Parental Rights	TP	19	22	22	0	22
Truancy	TR	0	11	11	8	3
Voluntary Continuing Services Agreement	VA	2	5	5	4	1
<b>Juvenile Total</b>		<b>550</b>	<b>1,402</b>	<b>1,407</b>	<b>479</b>	<b>927</b>
<b>Newport News Totals</b>		<b>1,167</b>	<b>3,077</b>	<b>3,082</b>	<b>1,150</b>	<b>1,931</b>



**CASELOAD STATISTICS OF THE JUVENILE & DOMESTIC RELATIONS COURTS**

September 2017

		<u>Filings</u>	<u>Hearings</u>	<u>Transactions</u>	<u>Concluded</u>	<u>Cont</u>
<b>Adult</b>						
Non-Family Abuse Prot Order	AP	0	1	1	1	-
Capias	CA	50	156	156	69	87
Felony	CF	58	183	183	29	154
Misdemeanor	CM	159	490	490	128	362
Family Abuse - Prot Order	FP	36	74	74	28	46
Motion - Prot Order	MP	5	6	6	4	2
Other	OT	0	2	2	0	2
Violation of PO	PV	1	1	1	1	-
Remand Support	RS	4	4	4	4	-
Show Cause	SC	121	396	396	167	228
SL/Other	SL	6	7	7	7	-
Civil Support	VS	113	204	204	122	82
<b>Adult Total</b>		<b>553</b>	<b>1,524</b>	<b>1,524</b>	<b>560</b>	<b>963</b>
<b>Juvenile</b>						
Abuse or Neglect	AN	15	35	35	11	24
Non-Family Abuse Prot Order	AP	1	2	2	1	1
Custody Relief	CR	2	5	5	0	5
Child in Need of Services	CS	0	5	5	0	5
Custody Visitation	CV	212	565	565	264	301
Felony	DF	43	211	211	24	187
Misdemeanor	DM	59	290	290	63	227
Foster Care Review	FC	7	12	12	6	6
Family Abuse - Prot Order	FP	1	1	1	1	-
Initial Foster Care	IF	2	3	3	2	1
Permanency	PH	8	17	17	13	4
Petition	PT	3	10	10	4	6
Remand Custody	RC	3	3	3	3	-
Show Cause	SC	5	9	9	5	3
Status	ST	25	54	54	17	37
Traffic	T	14	24	27	12	15
Term Parental Rights	TP	10	14	14	10	4
Truancy	TR	25	34	34	22	12
<b>Juvenile Total</b>		<b>435</b>	<b>1,294</b>	<b>1,297</b>	<b>458</b>	<b>838</b>
<b>Newport News Totals</b>		<b>988</b>	<b>2,818</b>	<b>2,821</b>	<b>1,018</b>	<b>1,801</b>

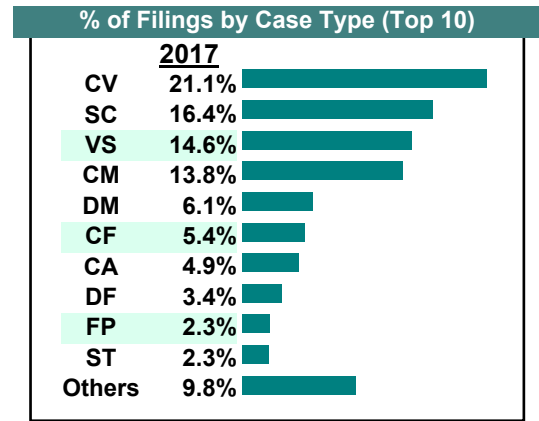
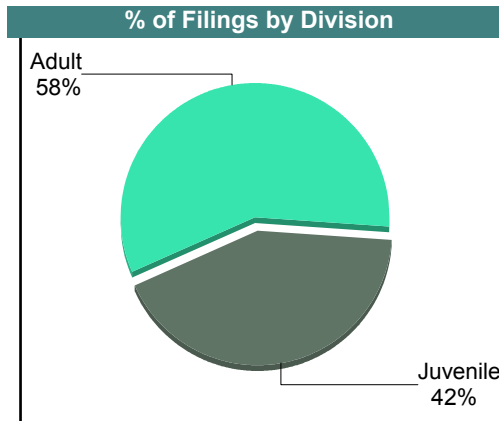
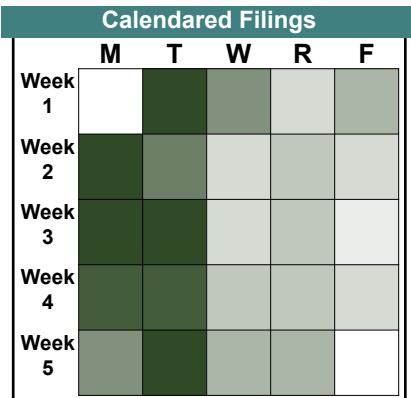


August 2017

		Filings	Hearings	Transactions	Concluded	Cont
<b>Adult</b>						
Non-Family Abuse Prot Order	AP	1	2	2	0	2
Capias	CA	52	162	162	51	111
Felony	CF	57	212	212	47	165
Misdemeanor	CM	147	563	563	179	384
Family Abuse - Prot Order	FP	25	48	48	24	24
Motion - Prot Order	MP	1	2	2	2	-
Other	OT	1	1	1	0	1
Violation of PO	PV	3	3	3	3	-
Remand Support	RS	2	2	2	2	-
Show Cause	SC	170	432	432	169	263
SL/Other	SL	1	2	2	1	1
Civil Support	VS	155	264	264	149	115
<b>Adult Total</b>		<b>615</b>	<b>1,693</b>	<b>1,693</b>	<b>627</b>	<b>1,066</b>

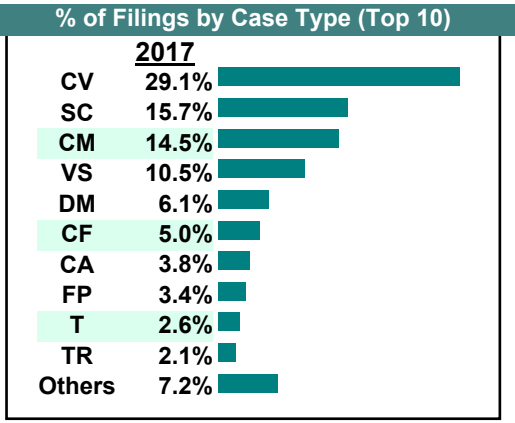
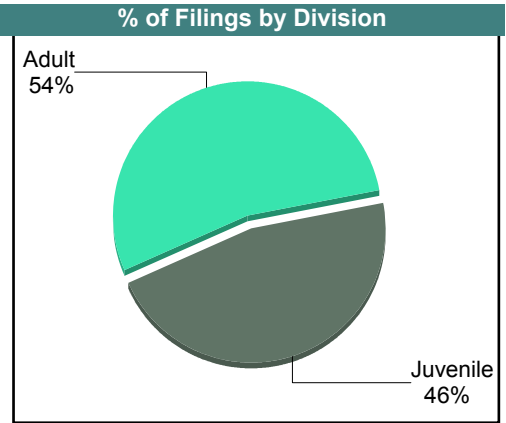
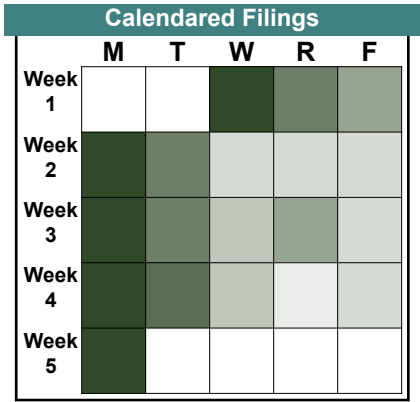
<b>Juvenile</b>						
Abuse or Neglect	AN	5	30	30	17	13
Non-Family Abuse Prot Order	AP	3	5	5	3	2
Child in Need of Services	CS	0	8	8	3	5
Custody Visitation	CV	224	515	515	272	242
Felony	DF	36	199	199	45	154
Misdemeanor	DM	65	352	352	81	271
Foster Care Review	FC	11	19	19	14	5
Initial Foster Care	IF	14	15	15	14	1
Permanency	PH	10	16	16	14	2
Petition	PT	6	13	13	4	9
Remand Custody	RC	7	7	7	7	-
Show Cause	SC	5	14	14	4	10
Status	ST	24	55	55	20	35
Traffic	T	21	36	40	22	18
Term Parental Rights	TP	3	12	12	0	12
Truancy	TR	15	26	26	12	14
Voluntary Continuing Services Agreement	VA	0	1	1	1	-
<b>Juvenile Total</b>		<b>449</b>	<b>1,323</b>	<b>1,327</b>	<b>533</b>	<b>793</b>

<b>Newport News Totals</b>		<b>1,064</b>	<b>3,016</b>	<b>3,020</b>	<b>1,160</b>	<b>1,859</b>
----------------------------	--	--------------	--------------	--------------	--------------	--------------



July 2017

		<u>Filings</u>	<u>Hearings</u>	<u>Transactions</u>	<u>Concluded</u>	<u>Cont</u>
<b>Adult</b>						
Non-Family Abuse Prot Order	AP	1	1	1	1	-
Capias	CA	39	126	126	56	69
Felony	CF	51	166	166	41	125
Misdemeanor	CM	147	499	499	156	343
Family Abuse - Prot Order	FP	34	76	76	39	37
Motion - Prot Order	MP	1	1	1	1	-
Violation of PO	PV	1	1	1	1	-
Remand Support	RS	5	5	5	5	-
Show Cause	SC	154	402	402	159	241
SL/Other	SL	3	4	4	4	-
Civil Support	VS	106	186	186	112	73
<b>Adult Total</b>		<b>542</b>	<b>1,467</b>	<b>1,467</b>	<b>575</b>	<b>888</b>
<b>Juvenile</b>						
Abuse or Neglect	AN	9	33	33	4	29
Non-Family Abuse Prot Order	AP	0	5	5	5	-
Custody Relief	CR	3	3	3	0	3
Child in Need of Services	CS	1	6	6	2	4
Custody Visitation	CV	295	617	617	302	314
Felony	DF	20	221	221	59	162
Misdemeanor	DM	62	310	310	103	207
Foster Care Review	FC	7	10	10	9	1
Initial Foster Care	IF	3	5	5	4	1
Permanency	PH	2	2	2	2	-
Petition	PT	4	15	15	10	5
Remand Custody	RC	4	4	4	4	-
Show Cause	SC	5	9	9	3	6
Status	ST	9	33	33	9	24
Traffic	T	26	42	45	21	24
Term Parental Rights	TP	0	6	6	3	3
Truancy	TR	21	30	30	21	9
Voluntary Continuing Services Agreement	VA	0	1	1	1	-
<b>Juvenile Total</b>		<b>471</b>	<b>1,352</b>	<b>1,355</b>	<b>562</b>	<b>792</b>
<b>Newport News Totals</b>		<b>1,013</b>	<b>2,819</b>	<b>2,822</b>	<b>1,137</b>	<b>1,680</b>



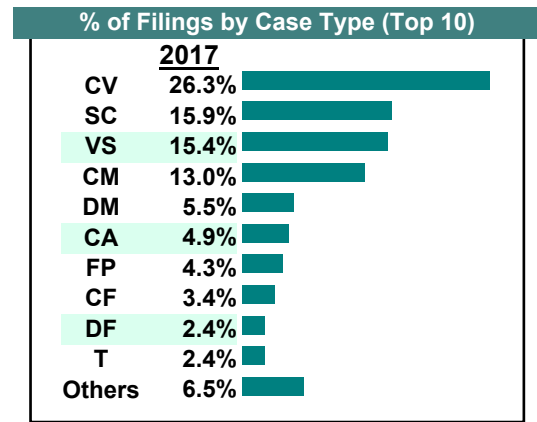
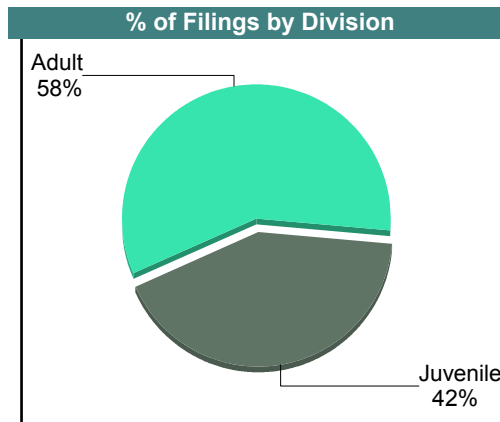
June 2017

		<u>Filings</u>	<u>Hearings</u>	<u>Transactions</u>	<u>Concluded</u>	<u>Cont</u>
<b>Adult</b>						
Capias	CA	62	194	194	53	141
Felony	CF	43	161	161	44	117
Misdemeanor	CM	164	573	573	158	415
Family Abuse - Prot Order	FP	54	109	109	53	56
Motion - Prot Order	MP	7	9	9	8	1
Other	OT	0	1	1	1	-
Violation of PO	PV	3	3	3	3	-
Remand Support	RS	2	2	2	2	-
Show Cause	SC	196	474	474	144	330
SL/Other	SL	6	8	8	6	2
Civil Support	VS	194	306	306	177	129
<b>Adult Total</b>		<b>731</b>	<b>1,840</b>	<b>1,840</b>	<b>649</b>	<b>1,191</b>

<b>Juvenile</b>						
Abuse or Neglect	AN	13	47	47	9	38
Non-Family Abuse Prot Order	AP	3	13	13	3	10
Child in Need of Services	CS	0	8	8	3	5
Custody Visitation	CV	331	712	712	347	365
Felony	DF	30	265	265	66	199
Misdemeanor	DM	69	371	371	79	292
Foster Care Review	FC	5	9	9	4	5
Initial Foster Care	IF	4	6	6	4	2
Permanency	PH	10	16	16	14	2
Petition	PT	14	18	18	2	16
Remand Custody	RC	3	3	3	3	-
Show Cause	SC	4	9	9	5	4
Status	ST	8	39	39	9	30
Traffic	T	30	53	56	28	28
Term Parental Rights	TP	0	21	21	18	3
Truancy	TR	2	17	17	8	9
Voluntary Continuing Services Agreement	VA	2	3	3	1	2
<b>Juvenile Total</b>		<b>528</b>	<b>1,610</b>	<b>1,613</b>	<b>603</b>	<b>1,010</b>

<b>Newport News Totals</b>		<b>1,259</b>	<b>3,450</b>	<b>3,453</b>	<b>1,252</b>	<b>2,201</b>
----------------------------	--	--------------	--------------	--------------	--------------	--------------

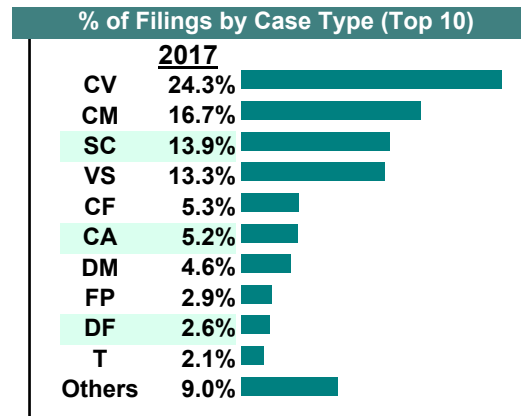
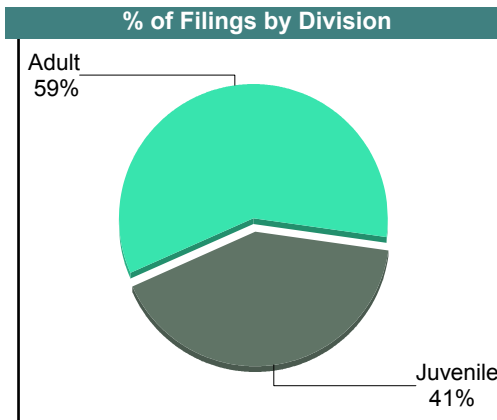
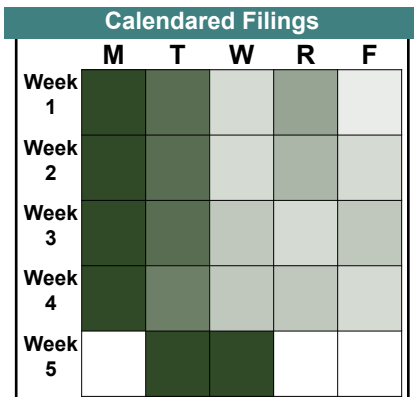
Calendared Filings					
	M	T	W	R	F
Week 1					
Week 2					
Week 3					
Week 4					
Week 5					



		Filings	Hearings	Transactions	Concluded	Cont
<b>Adult</b>						
Non-Family Abuse Prot Order	AP	1	3	3	2	1
Capias	CA	60	175	175	73	102
Felony	CF	61	164	164	41	123
Misdemeanor	CM	192	526	526	146	380
Crim Support	CS	0	1	1	1	-
Family Abuse - Prot Order	FP	33	65	65	31	34
Motion - Prot Order	MP	10	12	12	9	3
Other	OT	1	2	2	1	1
Protective Order	PC	1	1	1	1	-
Violation of PO	PV	2	2	2	2	-
Remand Support	RS	4	4	4	4	-
Show Cause	SC	156	433	433	176	257
SL/Other	SL	2	2	2	2	-
Civil Support	VS	153	238	238	137	101
<b>Adult Total</b>		<b>676</b>	<b>1,628</b>	<b>1,628</b>	<b>626</b>	<b>1,002</b>

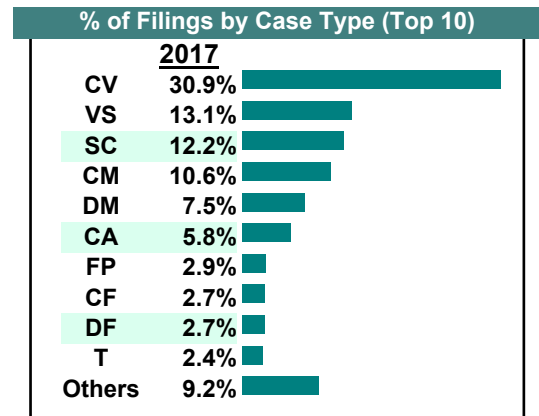
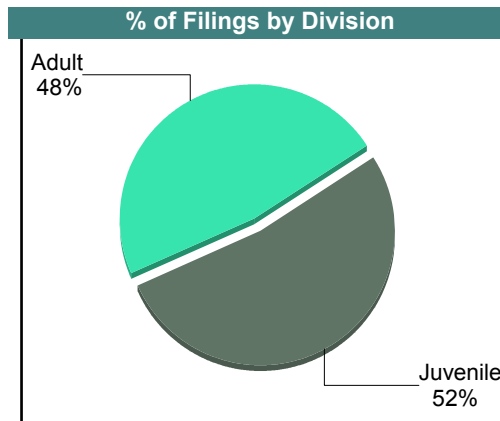
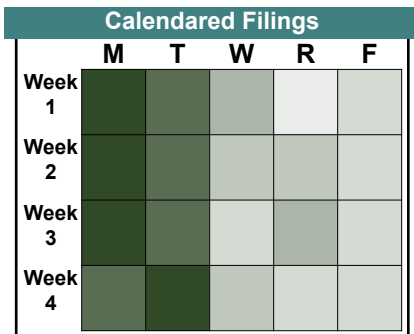
<b>Juvenile</b>						
Abuse or Neglect	AN	12	37	37	12	25
Non-Family Abuse Prot Order	AP	6	8	8	2	6
Child in Need of Services	CS	3	9	9	2	7
Custody Visitation	CV	279	629	629	289	340
Felony	DF	30	179	179	24	155
Misdemeanor	DM	53	313	313	72	241
Foster Care Review	FC	7	9	9	5	4
Initial Foster Care	IF	9	10	10	10	-
Permanency	PH	7	13	13	13	-
Petition	PT	6	13	13	6	7
Remand Custody	RC	8	8	8	8	-
RR	RR	0	1	1	1	-
Show Cause	SC	3	11	11	5	6
Status	ST	19	49	49	18	31
Traffic	T	24	37	44	23	21
Term Parental Rights	TP	0	10	10	4	6
Truancy	TR	4	14	14	3	11
Voluntary Continuing Services Agreement	VA	1	1	1	0	1
<b>Juvenile Total</b>		<b>471</b>	<b>1,351</b>	<b>1,358</b>	<b>497</b>	<b>861</b>

<b>Newport News Totals</b>		<b>1,147</b>	<b>2,979</b>	<b>2,986</b>	<b>1,123</b>	<b>1,863</b>
----------------------------	--	--------------	--------------	--------------	--------------	--------------



April 2017

		<u>Filings</u>	<u>Hearings</u>	<u>Transactions</u>	<u>Concluded</u>	<u>Cont</u>
<b>Adult</b>						
Non-Family Abuse Prot Order	AP	1	3	3	1	2
Capias	CA	65	191	191	70	121
Felony	CF	30	119	119	31	88
Misdemeanor	CM	118	491	491	170	321
Family Abuse - Prot Order	FP	32	76	76	40	36
Motion - Prot Order	MP	1	2	2	1	1
Other	OT	1	1	1	1	-
Violation of PO	PV	3	4	4	4	-
Remand Support	RS	7	7	7	7	-
Show Cause	SC	127	451	451	153	298
SL/Other	SL	0	1	1	0	1
Civil Support	VS	147	216	216	128	88
<b>Adult Total</b>		<b>532</b>	<b>1,562</b>	<b>1,562</b>	<b>606</b>	<b>956</b>
<b>Juvenile</b>						
Abuse or Neglect	AN	9	36	36	5	31
Non-Family Abuse Prot Order	AP	3	9	9	4	5
Child in Need of Services	CS	0	9	9	3	6
Custody Visitation	CV	346	679	679	302	377
Felony	DF	30	304	304	39	265
Misdemeanor	DM	84	419	419	63	356
Foster Care Review	FC	11	14	14	13	1
Family Abuse - Prot Order	FP	0	1	1	1	-
Initial Foster Care	IF	4	5	5	3	2
Permanency	PH	9	16	16	4	12
Petition	PT	5	6	6	1	5
Remand Custody	RC	7	7	7	7	-
Show Cause	SC	9	17	17	7	10
Status	ST	11	38	38	7	31
Traffic	T	27	39	44	24	20
Term Parental Rights	TP	13	28	28	3	25
Truancy	TR	17	28	28	13	15
Voluntary Continuing Services Agreement	VA	1	2	2	0	2
<b>Juvenile Total</b>		<b>586</b>	<b>1,657</b>	<b>1,662</b>	<b>499</b>	<b>1,163</b>
<b>Newport News Totals</b>		<b>1,118</b>	<b>3,219</b>	<b>3,224</b>	<b>1,105</b>	<b>2,119</b>

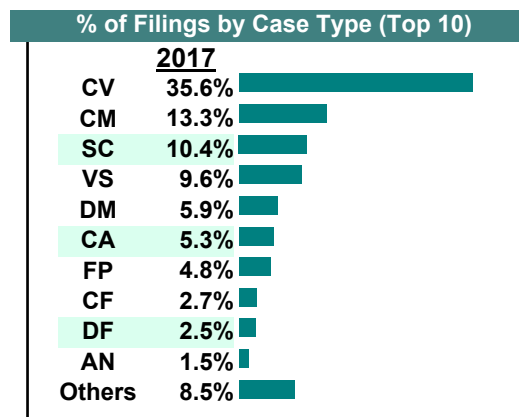
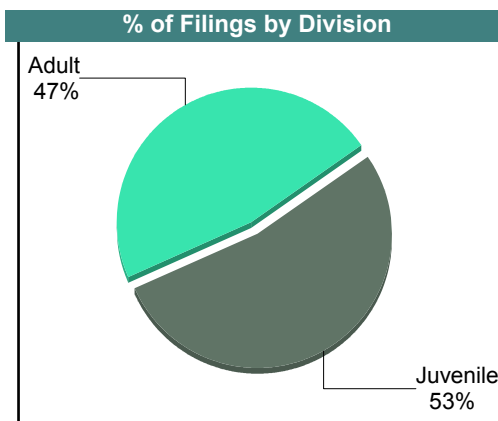





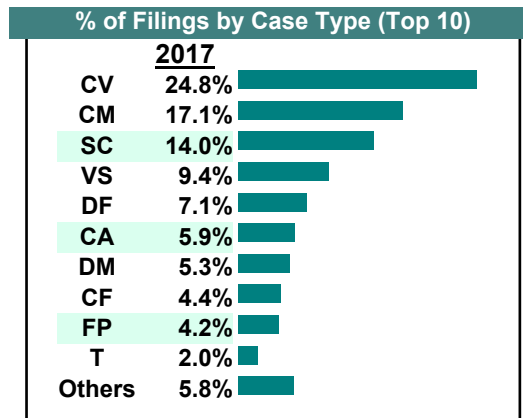
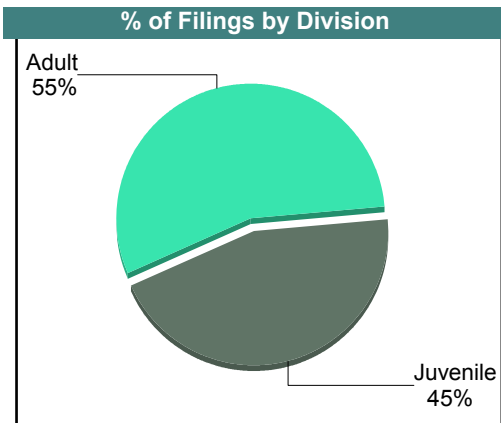

		Filings	Hearings	Transactions	Concluded	Cont
<b>Adult</b>						
Non-Family Abuse Prot Order	AP	2	5	5	4	1
Capias	CA	53	156	156	58	98
Felony	CF	27	143	143	52	91
Misdemeanor	CM	133	608	608	196	412
Crim Support	CS	0	1	1	0	1
Family Abuse - Prot Order	FP	47	105	105	45	60
Motion - Prot Order	MP	3	4	4	3	1
Other	OT	0	1	1	1	-
Violation of PO	PV	4	4	4	4	-
Remand Support	RS	6	6	6	6	-
Show Cause	SC	99	422	422	170	252
SL/Other	SL	1	3	3	2	1
Civil Support	VS	96	181	181	110	71
<b>Adult Total</b>		<b>471</b>	<b>1,639</b>	<b>1,639</b>	<b>651</b>	<b>988</b>

<b>Juvenile</b>						
Abuse or Neglect	AN	15	42	42	9	33
Non-Family Abuse Prot Order	AP	6	7	7	2	5
Custody Relief	CR	1	2	2	1	1
Child in Need of Services	CS	3	10	10	1	9
Custody Visitation	CV	356	715	715	309	406
Felony	DF	25	382	382	133	249
Misdemeanor	DM	59	427	427	103	324
Foster Care Review	FC	8	12	12	9	3
Family Abuse - Prot Order	FP	1	2	2	0	2
Initial Foster Care	IF	9	11	11	11	-
Permanency	PH	10	19	19	15	4
Petition	PT	2	7	7	5	2
Remand Custody	RC	2	2	2	2	-
Show Cause	SC	5	15	15	10	5
Status	ST	7	41	41	15	26
Traffic	T	15	28	32	11	21
Term Parental Rights	TP	2	7	7	1	6
Truancy	TR	3	7	7	1	6
Voluntary Continuing Services Agreement	VA	1	1	1	0	1
<b>Juvenile Total</b>		<b>530</b>	<b>1,737</b>	<b>1,741</b>	<b>638</b>	<b>1,103</b>

<b>Newport News Totals</b>		<b>1,001</b>	<b>3,376</b>	<b>3,380</b>	<b>1,289</b>	<b>2,091</b>
----------------------------	--	--------------	--------------	--------------	--------------	--------------



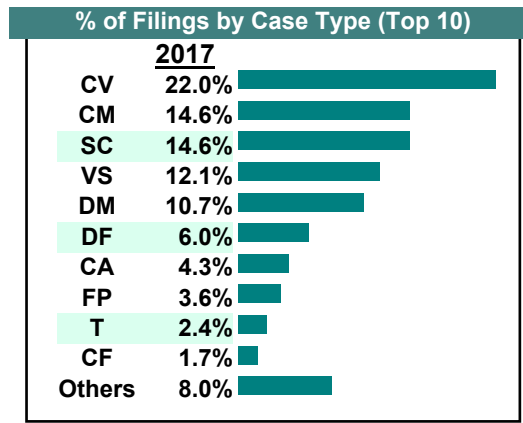
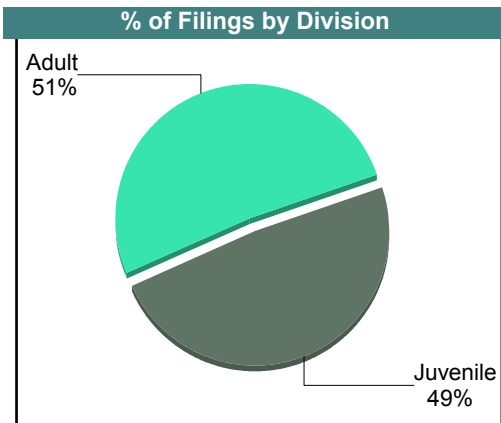

		Filings	Hearings	Transactions	Concluded	Cont
<b>Adult</b>						
Non-Family Abuse Prot Order	AP	3	3	3	0	3
Capias	CA	52	167	167	67	100
Felony	CF	39	159	159	48	111
Misdemeanor	CM	151	553	553	155	398
Family Abuse - Prot Order	FP	37	80	80	39	41
Motion - Prot Order	MP	6	7	7	6	1
Other	OT	1	3	3	2	1
Violation of PO	PV	3	3	3	3	-
Remand Support	RS	1	1	1	1	-
Show Cause	SC	111	391	391	159	232
SL/Other	SL	1	1	1	1	-
Civil Support	VS	83	195	195	108	87
<b>Adult Total</b>		<b>488</b>	<b>1,563</b>	<b>1,563</b>	<b>589</b>	<b>974</b>
<b>Juvenile</b>						
Abuse or Neglect	AN	1	19	19	5	14
Non-Family Abuse Prot Order	AP	1	2	2	1	1
Child in Need of Services	CS	1	12	12	2	10
Custody Visitation	CV	219	579	579	283	296
Felony	DF	63	434	434	60	374
Misdemeanor	DM	47	474	474	92	382
Foster Care Review	FC	4	6	6	4	2
Initial Foster Care	IF	1	2	2	1	1
Permanency	PH	8	17	17	5	12
Petition	PT	3	7	7	4	3
Remand Custody	RC	2	2	2	2	-
RR	RR	1	1	1	0	1
Show Cause	SC	13	23	23	11	12
Status	ST	9	37	37	12	25
Traffic	T	18	34	38	22	16
Term Parental Rights	TP	3	17	17	0	17
Truancy	TR	1	13	13	1	12
Voluntary Continuing Services Agreement	VA	1	1	1	1	-
<b>Juvenile Total</b>		<b>396</b>	<b>1,680</b>	<b>1,684</b>	<b>506</b>	<b>1,178</b>
<b>Newport News Totals</b>		<b>884</b>	<b>3,243</b>	<b>3,247</b>	<b>1,095</b>	<b>2,152</b>



**CASELOAD STATISTICS OF THE JUVENILE & DOMESTIC RELATIONS COURTS**

January 2017

		<u>Filings</u>	<u>Hearings</u>	<u>Transactions</u>	<u>Concluded</u>	<u>Cont</u>
<b><u>Adult</u></b>						
Capias	CA	46	160	160	46	114
Felony	CF	18	154	154	53	101
Misdemeanor	CM	157	525	525	127	398
Family Abuse - Prot Order	FP	38	73	73	34	39
Motion - Prot Order	MP	2	2	2	2	-
Other	OT	1	1	1	0	1
Violation of PO	PV	2	2	2	2	-
Remand Support	RS	2	2	2	2	-
Show Cause	SC	154	547	547	154	393
SL/Other	SL	3	3	3	1	2
Civil Support	VS	130	243	243	134	109
<b>Adult Total</b>		<b>553</b>	<b>1,712</b>	<b>1,712</b>	<b>555</b>	<b>1,157</b>
<b><u>Juvenile</u></b>						
Abuse or Neglect	AN	10	38	38	3	35
Non-Family Abuse Prot Order	AP	1	5	5	3	2
Custody Relief	CR	1	1	1	1	-
Child in Need of Services	CS	3	15	15	3	12
Custody Visitation	CV	236	550	550	195	355
Felony	DF	65	406	406	48	358
Misdemeanor	DM	115	504	504	79	425
Foster Care Review	FC	8	17	17	12	5
Family Abuse - Prot Order	FP	1	1	1	1	-
Initial Foster Care	IF	10	18	18	9	9
Permanency	PH	6	9	9	3	6
Petition	PT	5	11	11	4	7
Remand Custody	RC	2	2	2	2	-
Show Cause	SC	3	9	9	4	5
Status	ST	17	64	64	14	50
Traffic	T	26	38	46	18	28
Term Parental Rights	TP	10	11	11	3	8
Truancy	TR	2	19	19	3	16
Voluntary Continuing Services Agreement	VA	1	1	1	0	1
<b>Juvenile Total</b>		<b>522</b>	<b>1,719</b>	<b>1,727</b>	<b>405</b>	<b>1,322</b>
<b>Newport News Totals</b>		<b>1,075</b>	<b>3,431</b>	<b>3,439</b>	<b>960</b>	<b>2,479</b>



Filings by Court & Division

		<u>Newport News</u>		
<b>A</b>	Adult Misdemeanor	1,806	14.5%	
	Show Cause	1,764	14.2%	
	Civil Support	1,449	11.7%	
	Capias	603	4.9%	
	Adult Felony	509	4.1%	
	Family Abuse - Prot Order	450	3.6%	
	Motion - Prot Order	44	0.4%	
	Remand Support	38	0.3%	
	SL/Other	28	0.2%	
	Violation of PO	25	0.2%	
	Non-Family Abuse Prot Order	10	0.1%	
	Other	5	0.0%	
	Protective Order	2	0.0%	
	Criminal Support	-	0.0%	
	<b>Total</b>		<b>6,733</b>	<b>54%</b>
<b>J</b>	Custody Visitation	3,235	26.0%	
	Delinquency	1,251	10.1%	
	Traffic	254	2.0%	
	Status Offense/Other	162	1.3%	
	Abuse or Neglect	119	1.0%	
	Permanency	98	0.8%	
	Foster Care Review	93	0.7%	
	Truancy	92	0.7%	
	Initial Foster Care	76	0.6%	
	Show Cause	71	0.6%	
	Term Parental Rights	69	0.6%	
	Paternity	60	0.5%	
	Remand Custody	44	0.4%	
	Non-Family Abuse Prot Order	31	0.2%	
	Child in Need of Services	13	0.1%	
	Voluntary Continuing Services Agree	11	0.1%	
	Custody Relief	7	0.1%	
	Family Abuse - Prot Order	4	0.0%	
	Juv Support	1	0.0%	
	Restoration of Parental Rights	1	0.0%	
	<b>Total</b>		<b>5,692</b>	<b>46%</b>
	<b>Total</b>		<b>12,425</b>	<b>100%</b>

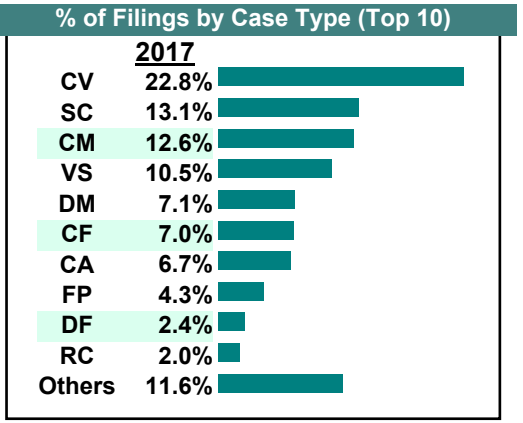
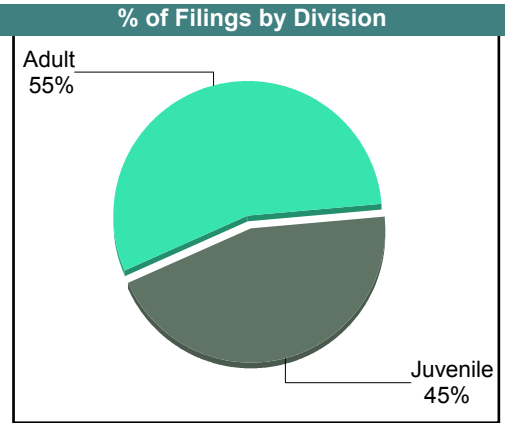

# CASELOAD STATISTICS OF THE JUVENILE & DOMESTIC RELATIONS COURTS

Hampton

District: 8

December 2017

		<u>Filings</u>	<u>Hearings</u>	<u>Transactions</u>	<u>Concluded</u>	<u>Cont</u>
<b>Adult</b>						
Non-Family Abuse Prot Order	AP	1	3	3	2	1
Capias	CA	43	189	189	74	115
Felony	CF	46	135	135	15	120
Misdemeanor	CM	83	318	318	79	239
Family Abuse - Prot Order	FP	28	59	59	36	23
Motion - Prot Order	MP	3	3	3	3	-
Violation of PO	PV	4	4	4	4	-
Remand Support	RS	8	8	8	8	-
Show Cause	SC	75	259	259	113	146
SL/Other	SL	3	3	3	3	-
Civil Support	VS	69	165	165	78	86
<b>Adult Total</b>		<b>363</b>	<b>1,146</b>	<b>1,146</b>	<b>415</b>	<b>730</b>
<b>Juvenile</b>						
Abuse or Neglect	AN	6	19	19	7	12
Non-Family Abuse Prot Order	AP	0	1	1	1	-
Capias	CA	1	7	7	3	4
Child in Need of Services	CS	0	2	2	1	1
Custody Visitation	CV	150	293	293	153	140
Felony	DF	16	127	127	26	101
Misdemeanor	DM	47	185	185	55	130
Foster Care Review	FC	3	4	4	3	1
Initial Foster Care	IF	2	2	2	2	-
Permanency	PH	3	3	3	3	-
Petition	PT	7	12	12	7	5
Remand Custody	RC	13	13	13	13	-
Remand Visitation	RV	7	7	7	7	-
Show Cause	SC	11	34	34	11	23
Status	ST	10	26	26	21	5
Traffic	T	11	26	27	17	9
Truancy	TR	7	31	31	4	27
Voluntary Continuing Services Agreement	VA	1	1	1	1	-
<b>Juvenile Total</b>		<b>295</b>	<b>793</b>	<b>794</b>	<b>335</b>	<b>458</b>
<b>Hampton Totals</b>		<b>658</b>	<b>1,939</b>	<b>1,940</b>	<b>750</b>	<b>1,188</b>



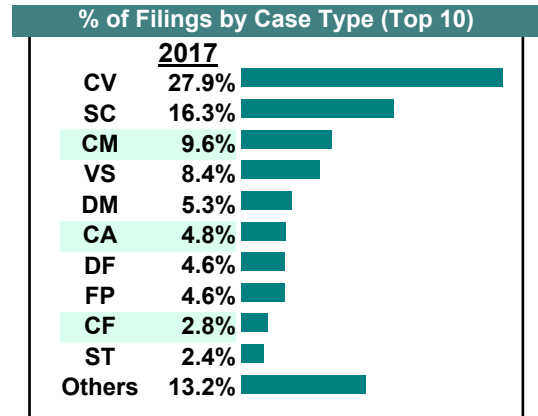
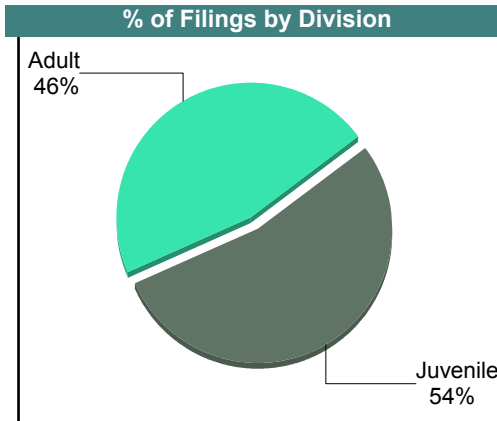
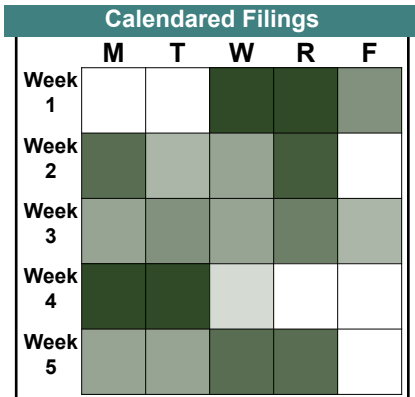
# CASELOAD STATISTICS OF THE JUVENILE & DOMESTIC RELATIONS COURTS

Hampton

District: 8

November 2017

		<u>Filings</u>	<u>Hearings</u>	<u>Transactions</u>	<u>Concluded</u>	<u>Cont</u>
<b>Adult</b>						
Non-Family Abuse Prot Order	AP	1	1	1	0	1
Bond Forfeiture	BF	4	4	4	3	1
Capias	CA	37	232	232	80	152
Felony	CF	24	135	135	24	111
Misdemeanor	CM	83	356	356	91	265
Family Abuse - Prot Order	FP	40	76	76	49	27
Motion - Prot Order	MP	2	2	2	2	-
Violation of PO	PV	1	1	1	1	-
Remand Support	RS	13	14	14	13	1
Show Cause	SC	120	357	357	115	242
SL/Other	SL	3	3	3	3	-
Civil Support	VS	72	196	196	92	104
<b>Adult Total</b>		<b>400</b>	<b>1,377</b>	<b>1,377</b>	<b>473</b>	<b>904</b>
<b>Juvenile</b>						
Abuse or Neglect	AN	5	15	15	4	11
Non-Family Abuse Prot Order	AP	1	3	3	2	1
Capias	CA	4	15	15	8	7
Custody Relief	CR	1	1	1	0	1
Child in Need of Services	CS	1	1	1	0	1
Custody Visitation	CV	240	455	455	231	224
Felony	DF	40	181	181	15	166
Misdemeanor	DM	46	218	218	39	179
Foster Care Review	FC	4	4	4	4	-
Initial Foster Care	IF	3	3	3	3	-
Permanency	PH	7	7	7	7	-
Petition	PT	6	13	13	6	7
Remand Custody	RC	15	15	15	15	-
Remand Visitation	RV	15	15	15	15	-
Show Cause	SC	20	57	57	21	36
Status	ST	21	32	32	15	17
Traffic	T	17	32	35	16	19
Term Parental Rights	TP	2	2	2	0	2
Truancy	TR	11	28	28	5	23
Voluntary Continuing Services Agreement	VA	2	2	2	2	-
<b>Juvenile Total</b>		<b>461</b>	<b>1,099</b>	<b>1,102</b>	<b>408</b>	<b>694</b>
<b>Hampton Totals</b>		<b>861</b>	<b>2,476</b>	<b>2,479</b>	<b>881</b>	<b>1,598</b>



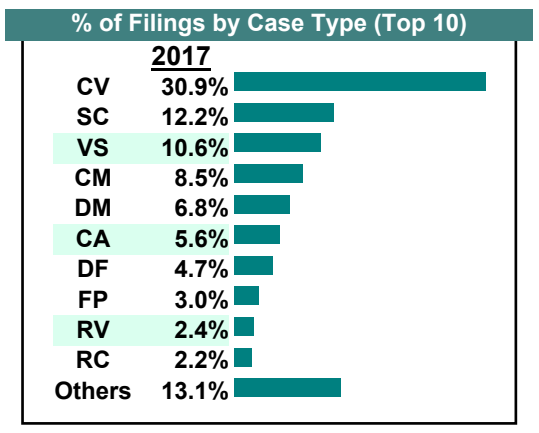
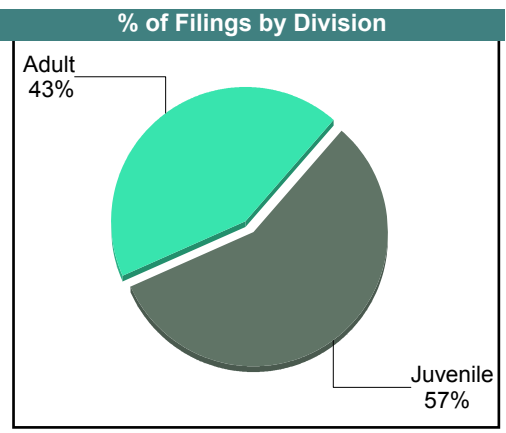

# CASELOAD STATISTICS OF THE JUVENILE & DOMESTIC RELATIONS COURTS

October 2017

Hampton

District: 8

		<u>Filings</u>	<u>Hearings</u>	<u>Transactions</u>	<u>Concluded</u>	<u>Cont</u>
<b>Adult</b>						
Non-Family Abuse Prot Order	AP	1	2	2	1	1
Capias	CA	60	254	254	81	173
Felony	CF	21	132	132	47	85
Misdemeanor	CM	92	425	425	129	295
Family Abuse - Prot Order	FP	33	57	57	33	24
Other	OT	0	1	1	1	-
Violation of PO	PV	4	4	4	4	-
Remand Support	RS	19	19	19	19	-
Show Cause	SC	122	381	381	164	217
SL/Other	SL	2	3	3	3	-
Civil Support	VS	115	263	263	108	155
<b>Adult Total</b>		<b>469</b>	<b>1,541</b>	<b>1,541</b>	<b>590</b>	<b>950</b>
<b>Juvenile</b>						
Abuse or Neglect	AN	7	16	16	2	14
Non-Family Abuse Prot Order	AP	2	5	5	0	5
Capias	CA	1	15	15	1	14
Custody Relief	CR	1	1	1	1	-
Custody Visitation	CV	336	539	539	285	254
Felony	DF	51	154	154	15	139
Misdemeanor	DM	74	199	199	43	156
Foster Care Review	FC	7	7	7	7	-
Initial Foster Care	IF	3	3	3	3	-
Permanency	PH	5	5	5	5	-
Petition	PT	10	23	23	14	9
Remand Custody	RC	24	24	24	24	-
Remand Visitation	RV	26	26	26	26	-
Show Cause	SC	11	41	41	15	26
Status	ST	15	30	30	15	15
Traffic	T	22	44	47	17	30
Term Parental Rights	TP	15	15	15	15	-
Truancy	TR	6	22	22	6	16
Voluntary Continuing Services Agreement	VA	3	3	3	3	-
<b>Juvenile Total</b>		<b>619</b>	<b>1,172</b>	<b>1,175</b>	<b>497</b>	<b>678</b>
<b>Hampton Totals</b>		<b>1,088</b>	<b>2,713</b>	<b>2,716</b>	<b>1,087</b>	<b>1,628</b>



# CASELOAD STATISTICS OF THE JUVENILE & DOMESTIC RELATIONS COURTS

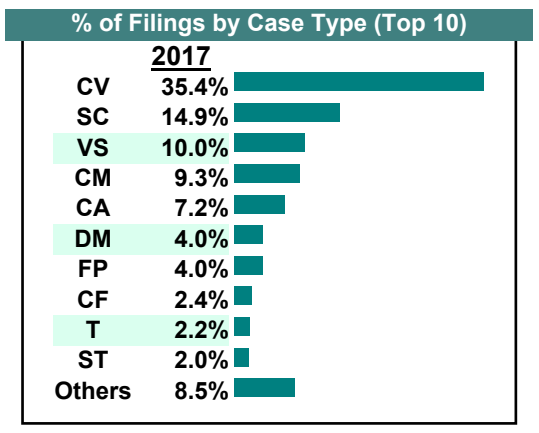
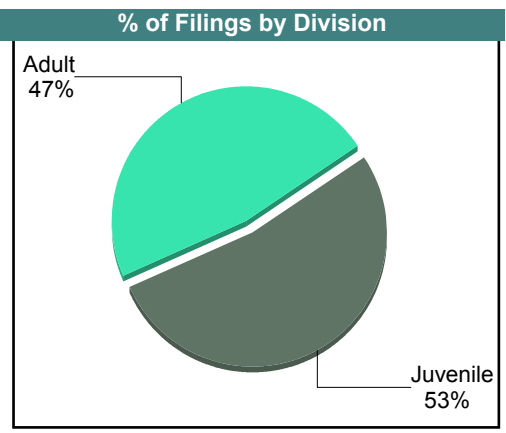

September 2017

Hampton

District: 8

		Filings	Hearings	Transactions	Concluded	Cont
<b>Adult</b>						
Non-Family Abuse Prot Order	AP	2	3	3	1	2
Capias	CA	63	231	231	73	158
Felony	CF	23	181	181	107	74
Misdemeanor	CM	88	397	397	112	285
Family Abuse - Prot Order	FP	38	71	71	38	33
Motion - Prot Order	MP	3	3	3	3	-
Other	OT	1	1	1	0	1
Violation of PO	PV	2	2	2	2	-
Remand Support	RS	8	8	8	8	-
Show Cause	SC	123	302	302	100	201
SL/Other	SL	2	2	2	2	-
Civil Support	VS	94	200	200	92	108
<b>Adult Total</b>		<b>447</b>	<b>1,401</b>	<b>1,401</b>	<b>538</b>	<b>862</b>

		Filings	Hearings	Transactions	Concluded	Cont
<b>Juvenile</b>						
Abuse or Neglect	AN	4	10	10	2	8
Non-Family Abuse Prot Order	AP	1	1	1	1	-
Capias	CA	5	10	10	1	9
Custody Relief	CR	0	1	1	1	-
Custody Visitation	CV	334	564	564	350	213
Felony	DF	17	83	83	13	70
Misdemeanor	DM	38	155	155	35	120
Foster Care Review	FC	9	9	9	9	-
Initial Foster Care	IF	2	2	2	2	-
Permanency	PH	6	7	7	7	-
Petition	PT	3	9	9	3	6
Remand Custody	RC	9	9	9	9	-
Remand Visitation	RV	9	9	9	9	-
Show Cause	SC	18	39	39	14	25
Status	ST	19	30	30	21	9
Traffic	T	21	35	38	22	16
Truancy	TR	1	28	28	17	11
Voluntary Continuing Services Agreement	VA	1	1	1	1	-
<b>Juvenile Total</b>		<b>497</b>	<b>1,002</b>	<b>1,005</b>	<b>517</b>	<b>487</b>
<b>Hampton Totals</b>		<b>944</b>	<b>2,403</b>	<b>2,406</b>	<b>1,055</b>	<b>1,349</b>





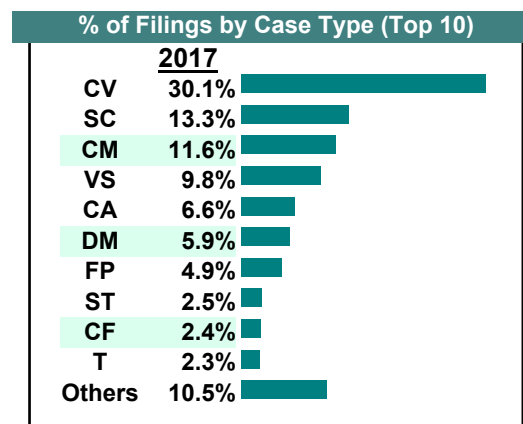
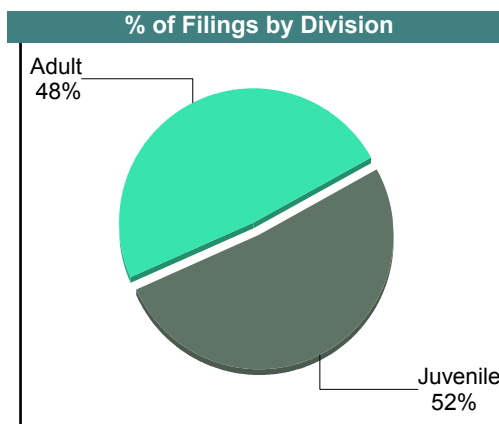

**CASELOAD STATISTICS OF THE JUVENILE & DOMESTIC RELATIONS COURTS**

**August 2017**

**Hampton**

District: 8

		<u>Filings</u>	<u>Hearings</u>	<u>Transactions</u>	<u>Concluded</u>	<u>Cont</u>
<b><u>Adult</u></b>						
Capias	CA	62	229	229	81	148
Felony	CF	24	125	125	21	104
Misdemeanor	CM	115	402	402	94	308
Family Abuse - Prot Order	FP	49	78	78	48	30
Motion - Prot Order	MP	1	1	1	1	-
Protective Order	PC	1	1	1	1	-
Violation of PO	PV	1	1	1	1	-
Remand Support	RS	8	9	9	9	-
Show Cause	SC	119	320	320	111	208
SL/Other	SL	4	5	5	4	1
Civil Support	VS	97	202	202	87	115
<b>Adult Total</b>		<b>481</b>	<b>1,373</b>	<b>1,373</b>	<b>458</b>	<b>914</b>
<b><u>Juvenile</u></b>						
Abuse or Neglect	AN	2	20	20	14	6
Capias	CA	3	6	6	1	5
Custody Visitation	CV	299	533	533	321	212
Felony	DF	14	109	109	30	79
Misdemeanor	DM	59	220	220	69	151
Foster Care Review	FC	13	13	13	13	-
Initial Foster Care	IF	8	8	8	8	-
Permanency	PH	11	11	11	10	1
Petition	PT	13	16	16	6	10
Remand Custody	RC	10	10	10	10	-
Remand Visitation	RV	10	10	10	10	-
Show Cause	SC	13	36	36	12	24
Status	ST	25	40	40	20	20
Traffic	T	23	43	46	27	19
Term Parental Rights	TP	6	6	6	6	-
Truancy	TR	2	37	37	13	24
<b>Juvenile Total</b>		<b>511</b>	<b>1,118</b>	<b>1,121</b>	<b>570</b>	<b>551</b>
<b>Hampton Totals</b>		<b>992</b>	<b>2,491</b>	<b>2,494</b>	<b>1,028</b>	<b>1,465</b>



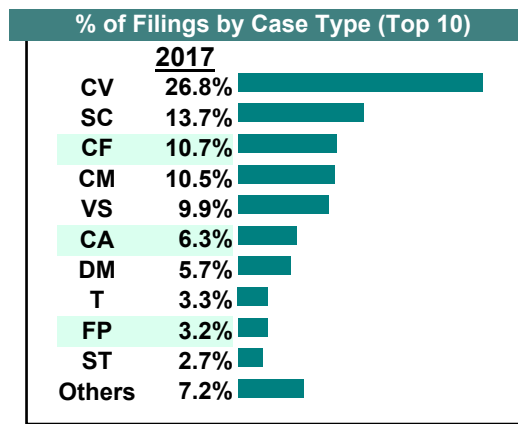
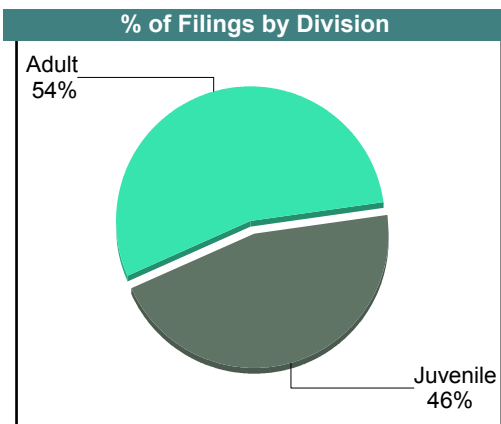
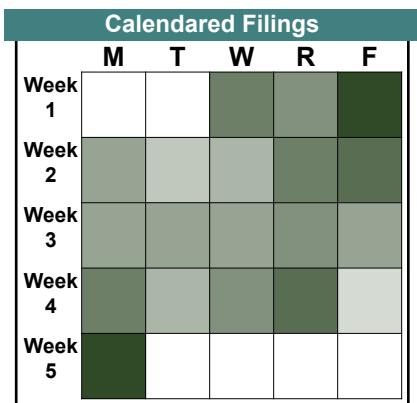
# CASELOAD STATISTICS OF THE JUVENILE & DOMESTIC RELATIONS COURTS

July 2017

Hampton

District: 8

		<u>Filings</u>	<u>Hearings</u>	<u>Transactions</u>	<u>Concluded</u>	<u>Cont</u>
<b><u>Adult</u></b>						
Capias	CA	59	212	212	66	146
Felony	CF	105	208	208	37	171
Misdemeanor	CM	103	365	365	104	261
Family Abuse - Prot Order	FP	31	50	50	25	25
Motion - Prot Order	MP	3	3	3	3	-
Remand Support	RS	6	6	6	6	-
Show Cause	SC	128	317	317	120	197
SL/Other	SL	1	3	3	2	1
Civil Support	VS	97	207	207	100	107
<b>Adult Total</b>		<b>533</b>	<b>1,371</b>	<b>1,371</b>	<b>463</b>	<b>908</b>
<b><u>Juvenile</u></b>						
Abuse or Neglect	AN	2	10	10	3	7
Non-Family Abuse Prot Order	AP	1	1	1	1	-
Capias	CA	3	10	10	1	9
Custody Relief	CR	0	1	1	0	1
Custody Visitation	CV	262	492	492	268	224
Felony	DF	19	101	101	29	72
Misdemeanor	DM	56	292	292	171	121
Emancipation	EP	1	1	1	1	-
Foster Care Review	FC	6	6	6	6	-
Initial Foster Care	IF	3	3	3	3	-
Permanency	PH	5	5	5	5	-
Petition	PT	9	13	13	8	5
Remand Custody	RC	6	6	6	6	-
Remand Visitation	RV	6	6	6	6	-
Show Cause	SC	6	28	28	10	18
Status	ST	26	33	33	18	15
Traffic	T	32	41	47	29	18
Truancy	TR	0	18	18	4	14
Voluntary Continuing Services Agreement	VA	2	2	2	2	-
<b>Juvenile Total</b>		<b>445</b>	<b>1,069</b>	<b>1,075</b>	<b>571</b>	<b>504</b>
<b>Hampton Totals</b>		<b>978</b>	<b>2,440</b>	<b>2,446</b>	<b>1,034</b>	<b>1,412</b>



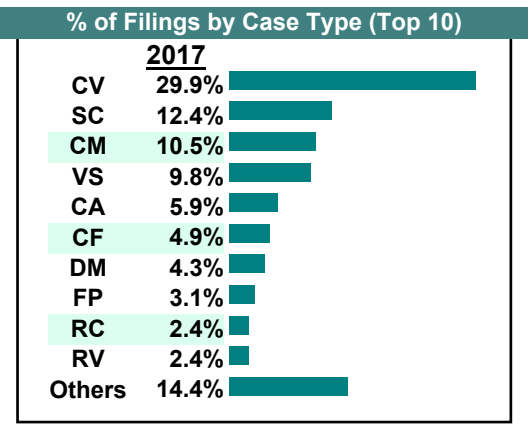
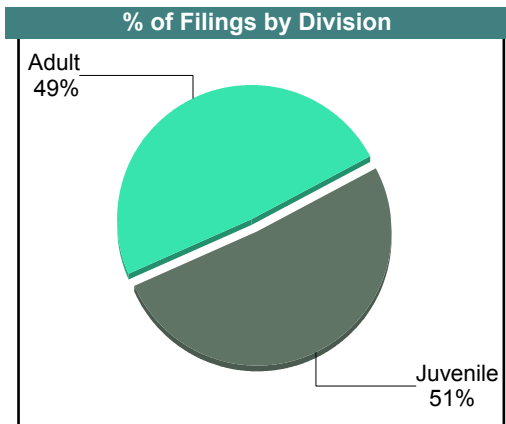

# CASELOAD STATISTICS OF THE JUVENILE & DOMESTIC RELATIONS COURTS

June 2017

Hampton

District: 8

		<u>Filings</u>	<u>Hearings</u>	<u>Transactions</u>	<u>Concluded</u>	<u>Cont</u>
<b>Adult</b>						
Non-Family Abuse Prot Order	AP	2	2	2	2	-
Capias	CA	58	257	257	71	186
Felony	CF	49	213	213	31	182
Misdemeanor	CM	106	431	431	103	328
Family Abuse - Prot Order	FP	31	60	60	36	24
Motion - Prot Order	MP	2	3	3	3	-
Violation of PO	PV	4	4	4	4	-
Remand Support	RS	19	19	19	19	-
Show Cause	SC	120	362	362	100	262
SL/Other	SL	3	4	4	4	-
Civil Support	VS	99	229	229	96	133
<b>Adult Total</b>		<b>493</b>	<b>1,584</b>	<b>1,584</b>	<b>469</b>	<b>1,115</b>
<b>Juvenile</b>						
Abuse or Neglect	AN	14	40	40	7	33
Non-Family Abuse Prot Order	AP	11	11	11	11	-
Capias	CA	1	5	5	2	3
Custody Relief	CR	1	1	1	0	1
Custody Visitation	CV	301	560	560	267	293
Felony	DF	18	97	97	18	79
Misdemeanor	DM	43	188	188	45	143
Foster Care Review	FC	13	14	14	13	1
Initial Foster Care	IF	4	4	4	4	-
Permanency	PH	8	8	8	8	-
Petition	PT	10	12	12	8	4
Remand Custody	RC	24	24	24	24	-
Remand Visitation	RV	24	24	24	24	-
Show Cause	SC	5	35	35	15	20
Status	ST	11	17	17	12	5
Traffic	T	17	30	33	22	11
Truancy	TR	8	64	64	18	46
<b>Juvenile Total</b>		<b>513</b>	<b>1,134</b>	<b>1,137</b>	<b>498</b>	<b>639</b>
<b>Hampton Totals</b>		<b>1,006</b>	<b>2,718</b>	<b>2,721</b>	<b>967</b>	<b>1,754</b>



# CASELOAD STATISTICS OF THE JUVENILE & DOMESTIC RELATIONS COURTS

May 2017

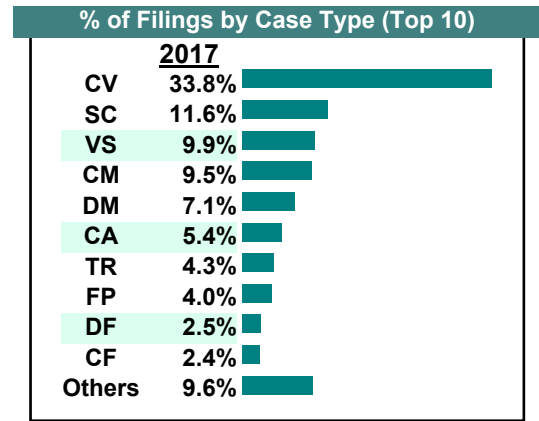
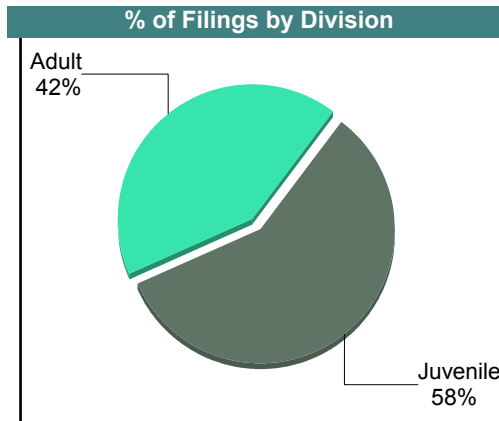
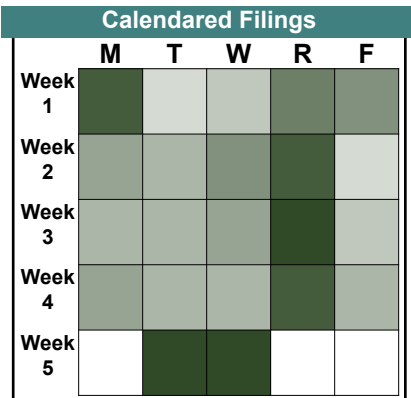
Hampton

District: 8

		Filings	Hearings	Transactions	Concluded	Cont
<b>Adult</b>						
Bond Forfeiture	BF	1	1	1	1	-
Capias	CA	51	203	203	68	135
Felony	CF	24	102	102	20	82
Misdemeanor	CM	93	362	362	90	272
Family Abuse - Prot Order	FP	39	65	65	34	31
Motion - Prot Order	MP	1	2	2	1	1
Other	OT	1	1	1	1	-
Violation of PO	PV	5	5	5	5	-
Remand Support	RS	9	9	9	9	-
Show Cause	SC	90	292	292	86	206
SL/Other	SL	1	2	2	2	-
Civil Support	VS	97	204	204	90	114
<b>Adult Total</b>		<b>412</b>	<b>1,248</b>	<b>1,248</b>	<b>407</b>	<b>841</b>

<b>Juvenile</b>						
Abuse or Neglect	AN	5	17	17	5	12
Non-Family Abuse Prot Order	AP	1	6	6	4	2
Capias	CA	2	7	7	1	6
Custody Visitation	CV	333	521	521	309	212
Felony	DF	25	132	132	39	93
Misdemeanor	DM	70	211	211	39	172
Foster Care Review	FC	5	5	5	5	-
Initial Foster Care	IF	1	1	1	1	-
Permanency	PH	4	4	4	4	-
Petition	PT	3	8	8	3	5
Remand Custody	RC	14	14	14	14	-
Remand Visitation	RV	14	14	14	14	-
Show Cause	SC	24	53	53	13	40
Status	ST	11	21	21	13	8
Traffic	T	15	33	34	19	15
Truancy	TR	42	97	97	12	85
Voluntary Continuing Services Agreement	VA	3	3	3	3	-
<b>Juvenile Total</b>		<b>572</b>	<b>1,147</b>	<b>1,148</b>	<b>498</b>	<b>650</b>

<b>Hampton Totals</b>		<b>984</b>	<b>2,395</b>	<b>2,396</b>	<b>905</b>	<b>1,491</b>
-----------------------	--	------------	--------------	--------------	------------	--------------



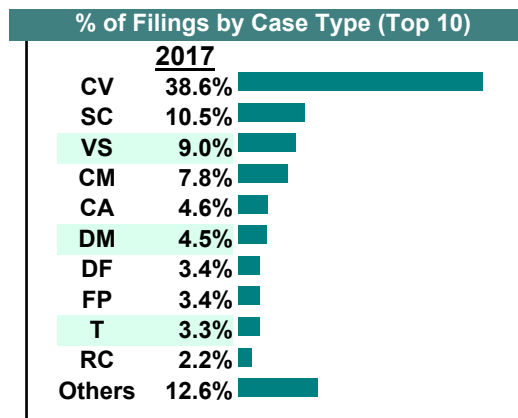
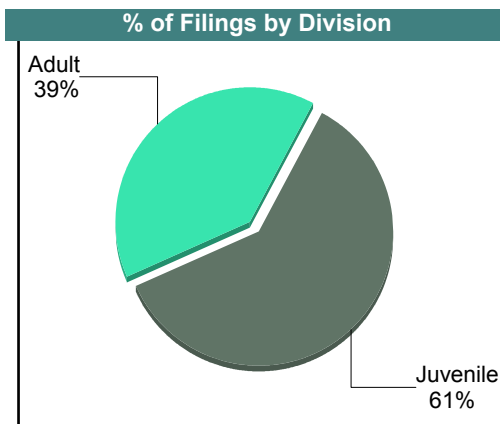
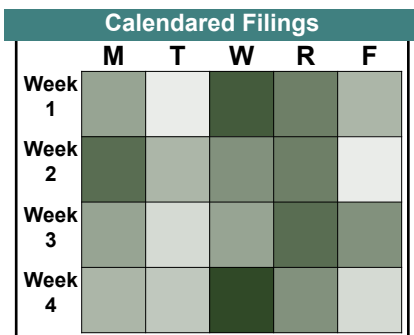
# CASELOAD STATISTICS OF THE JUVENILE & DOMESTIC RELATIONS COURTS

Hampton

District: 8

April 2017

		<u>Filings</u>	<u>Hearings</u>	<u>Transactions</u>	<u>Concluded</u>	<u>Cont</u>
<b>Adult</b>						
Non-Family Abuse Prot Order	AP	2	2	2	2	-
Capias	CA	45	210	210	86	124
Felony	CF	20	112	112	15	97
Misdemeanor	CM	76	313	313	71	242
Family Abuse - Prot Order	FP	33	57	57	32	25
Motion - Prot Order	MP	4	4	4	3	1
Violation of PO	PV	2	2	2	2	-
Remand Support	RS	20	20	20	20	-
Show Cause	SC	87	289	289	113	176
SL/Other	SL	5	7	7	4	3
Civil Support	VS	87	236	236	114	122
<b>Adult Total</b>		<b>381</b>	<b>1,252</b>	<b>1,252</b>	<b>462</b>	<b>790</b>
<b>Juvenile</b>						
Abuse or Neglect	AN	4	17	17	2	15
Non-Family Abuse Prot Order	AP	3	7	7	4	3
Capias	CA	0	7	7	2	5
Custody Visitation	CV	374	621	621	310	311
Felony	DF	33	115	115	19	96
Misdemeanor	DM	44	191	191	58	133
Foster Care Review	FC	4	5	5	4	1
Initial Foster Care	IF	2	2	2	2	-
Permanency	PH	2	2	2	2	-
Petition	PT	4	8	8	4	4
Remand Custody	RC	21	21	21	21	-
Remand Visitation	RV	21	21	21	21	-
Show Cause	SC	15	40	40	11	29
Status	ST	16	32	32	19	13
Traffic	T	32	42	49	28	21
Truancy	TR	13	35	35	4	31
<b>Juvenile Total</b>		<b>588</b>	<b>1,166</b>	<b>1,173</b>	<b>511</b>	<b>662</b>
<b>Hampton Totals</b>		<b>969</b>	<b>2,418</b>	<b>2,425</b>	<b>973</b>	<b>1,452</b>



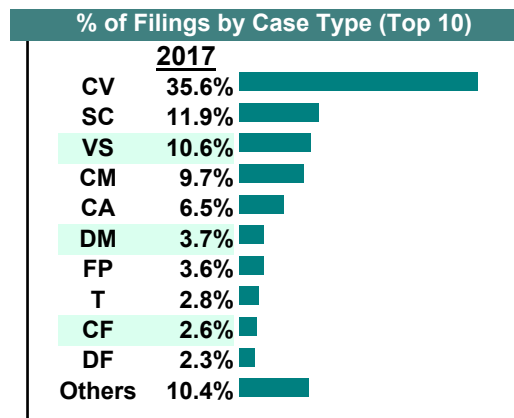
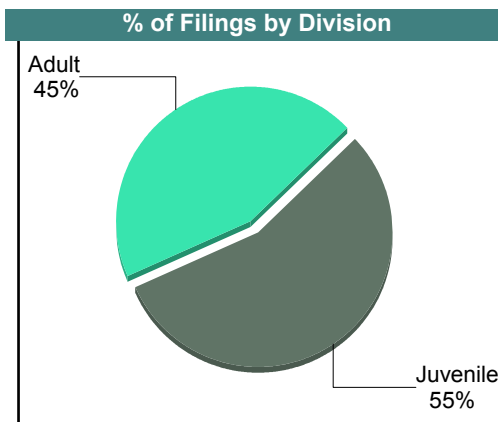
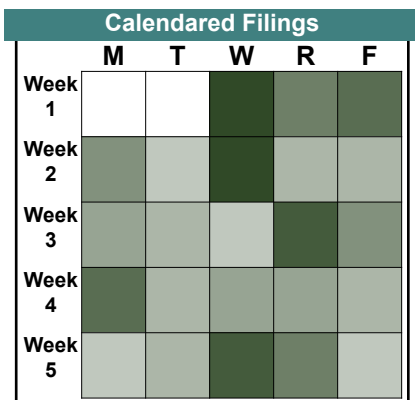
# CASELOAD STATISTICS OF THE JUVENILE & DOMESTIC RELATIONS COURTS

March 2017

Hampton

District: 8

		<u>Filings</u>	<u>Hearings</u>	<u>Transactions</u>	<u>Concluded</u>	<u>Cont</u>
<b><u>Adult</u></b>						
Capias	CA	63	260	260	68	192
Felony	CF	27	129	129	33	96
Misdemeanor	CM	99	376	376	84	292
Family Abuse - Prot Order	FP	37	65	65	31	34
Motion - Prot Order	MP	1	1	1	1	-
Violation of PO	PV	1	1	1	1	-
Remand Support	RS	9	9	9	9	-
Show Cause	SC	107	385	385	130	255
SL/Other	SL	3	4	4	1	3
Civil Support	VS	109	230	230	91	139
<b>Adult Total</b>		<b>456</b>	<b>1,460</b>	<b>1,460</b>	<b>449</b>	<b>1,011</b>
<b><u>Juvenile</u></b>						
Abuse or Neglect	AN	5	19	19	13	6
Non-Family Abuse Prot Order	AP	7	9	9	5	4
Capias	CA	4	25	25	10	15
Custody Visitation	CV	365	649	649	349	300
Felony	DF	24	142	142	44	98
Misdemeanor	DM	38	201	201	63	138
Foster Care Review	FC	4	6	6	6	-
Initial Foster Care	IF	13	13	13	13	-
Permanency	PH	3	10	10	10	-
Petition	PT	2	9	9	4	5
Remand Custody	RC	19	19	19	19	-
Remand Visitation	RV	15	15	15	15	-
Show Cause	SC	15	59	59	25	34
Status	ST	13	27	27	12	15
Traffic	T	29	47	52	29	23
Truancy	TR	11	48	48	7	41
Voluntary Continuing Services Agreement	VA	1	1	1	1	-
<b>Juvenile Total</b>		<b>568</b>	<b>1,299</b>	<b>1,304</b>	<b>625</b>	<b>679</b>
<b>Hampton Totals</b>		<b>1,024</b>	<b>2,759</b>	<b>2,764</b>	<b>1,074</b>	<b>1,690</b>



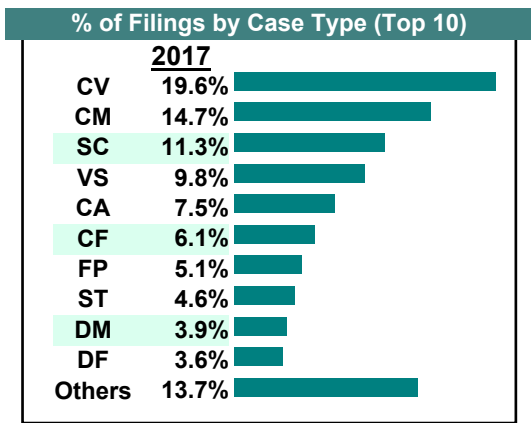
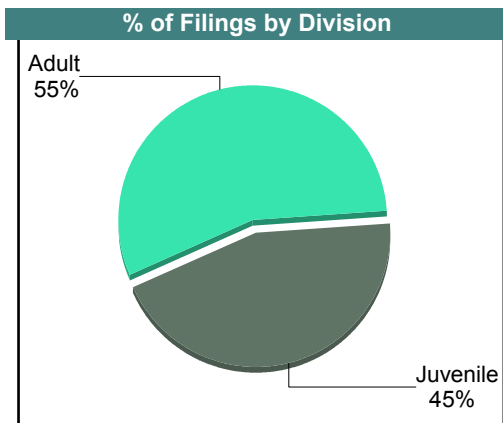

**CASELOAD STATISTICS OF THE JUVENILE & DOMESTIC RELATIONS COURTS**

February 2017

**Hampton**

District: 8

		<u>Filings</u>	<u>Hearings</u>	<u>Transactions</u>	<u>Concluded</u>	<u>Cont</u>
<b><u>Adult</u></b>						
Capias	CA	46	188	188	51	137
Felony	CF	37	118	118	23	95
Misdemeanor	CM	90	304	304	86	218
Crim Support	CS	1	1	1	1	-
Family Abuse - Prot Order	FP	31	56	56	31	25
Motion - Prot Order	MP	3	3	3	3	-
Violation of PO	PV	2	2	2	2	-
Remand Support	RS	6	6	6	6	-
Show Cause	SC	61	297	297	102	195
SL/Other	SL	2	4	4	2	2
Civil Support	VS	60	171	171	73	98
<b>Adult Total</b>		<b>339</b>	<b>1,150</b>	<b>1,150</b>	<b>380</b>	<b>770</b>
<b><u>Juvenile</u></b>						
Abuse or Neglect	AN	3	12	12	3	9
Non-Family Abuse Prot Order	AP	2	3	3	1	2
Capias	CA	0	18	18	3	15
Custody Relief	CR	0	2	2	2	-
Custody Visitation	CV	120	320	320	189	131
Felony	DF	22	164	164	66	98
Misdemeanor	DM	24	194	194	62	132
Entrustment	ET	1	1	1	1	-
Foster Care Review	FC	3	3	3	1	2
Initial Foster Care	IF	2	2	2	2	-
Permanency	PH	9	10	10	3	7
Petition	PT	5	10	10	7	3
Remand Custody	RC	9	9	9	9	-
Remand Visitation	RV	9	9	9	9	-
Show Cause	SC	8	41	41	15	26
Status	ST	28	31	31	23	8
Traffic	T	16	38	41	27	14
Term Parental Rights	TP	1	1	1	1	-
Truancy	TR	7	29	29	7	22
Voluntary Continuing Services Agreement	VA	3	3	3	3	-
<b>Juvenile Total</b>		<b>272</b>	<b>900</b>	<b>903</b>	<b>434</b>	<b>469</b>
<b>Hampton Totals</b>		<b>611</b>	<b>2,050</b>	<b>2,053</b>	<b>814</b>	<b>1,239</b>



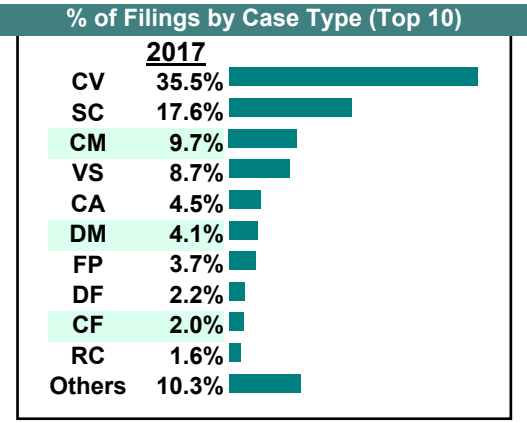
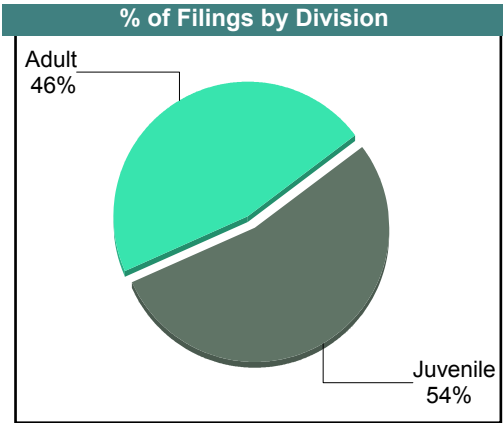
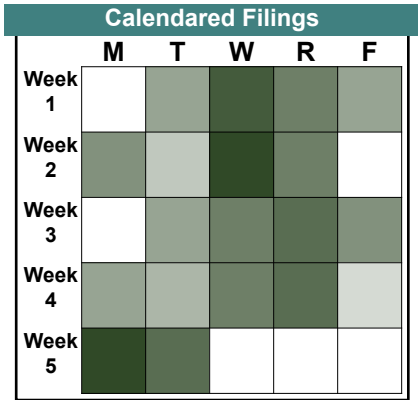
CASELOAD STATISTICS OF THE JUVENILE & DOMESTIC RELATIONS COURTS

January 2017

Hampton

District: 8

		<u>Filings</u>	<u>Hearings</u>	<u>Transactions</u>	<u>Concluded</u>	<u>Cont</u>
<b>Adult</b>						
Non-Family Abuse Prot Order	AP	1	1	1	1	-
Capias	CA	41	229	229	62	167
Felony	CF	19	113	113	35	78
Misdemeanor	CM	91	389	389	78	311
Family Abuse - Prot Order	FP	35	55	55	34	21
Motion - Prot Order	MP	4	6	6	5	1
Violation of PO	PV	1	1	1	1	-
Remand Support	RS	11	11	11	11	-
Show Cause	SC	148	365	365	114	251
SL/Other	SL	1	3	3	2	1
Civil Support	VS	81	200	200	69	131
<b>Adult Total</b>		<b>433</b>	<b>1,373</b>	<b>1,373</b>	<b>412</b>	<b>961</b>
<b>Juvenile</b>						
Abuse or Neglect	AN	13	39	39	12	27
Non-Family Abuse Prot Order	AP	2	3	3	1	2
Capias	CA	1	8	8	1	7
Custody Relief	CR	2	2	2	0	2
Custody Visitation	CV	332	535	535	309	226
Felony	DF	21	194	194	28	166
Misdemeanor	DM	38	250	250	46	204
Foster Care Review	FC	7	7	7	7	-
Initial Foster Care	IF	4	4	4	4	-
Permanency	PH	9	10	10	8	2
Petition	PT	5	7	7	5	2
Remand Custody	RC	15	15	15	15	-
Remand Visitation	RV	15	15	15	15	-
Show Cause	SC	16	60	60	11	49
Status	ST	7	18	18	8	10
Traffic	T	12	35	35	15	20
Truancy	TR	1	22	22	5	17
Voluntary Continuing Services Agreement	VA	1	3	3	1	2
<b>Juvenile Total</b>		<b>501</b>	<b>1,227</b>	<b>1,227</b>	<b>491</b>	<b>736</b>
<b>Hampton Totals</b>		<b>934</b>	<b>2,600</b>	<b>2,600</b>	<b>903</b>	<b>1,697</b>



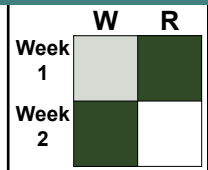


Filings by Court & Division

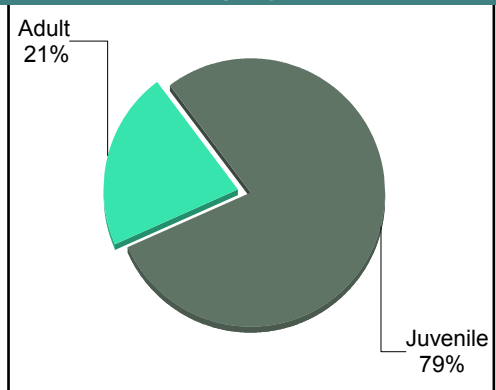
		<u>Hampton</u>		
<b>A</b>	Show Cause	1,300	11.8%	
	Adult Misdemeanor	1,119	10.1%	
	Civil Support	1,077	9.7%	
	Capias	628	5.7%	
	Family Abuse - Prot Order	425	3.8%	
	Adult Felony	419	3.8%	
	Remand Support	136	1.2%	
	SL/Other	30	0.3%	
	Motion - Prot Order	27	0.2%	
	Violation of PO	27	0.2%	
	Non-Family Abuse Prot Order	10	0.1%	
	Bond Forfeiture	5	0.0%	
	Other	2	0.0%	
	Criminal Support	1	0.0%	
	Protective Order	1	0.0%	
<b>Total</b>		5,207	47%	
<b>J</b>	Custody Visitation	3,446	31.2%	
	Delinquency	877	7.9%	
	Traffic	247	2.2%	
	Status Offense/Other	202	1.8%	
	Remand Custody	179	1.6%	
	Remand Visitation	171	1.5%	
	Show Cause	162	1.5%	
	Truancy	109	1.0%	
	Foster Care Review	78	0.7%	
	Paternity	77	0.7%	
	Permanency	72	0.7%	
	Abuse or Neglect	70	0.6%	
	Initial Foster Care	47	0.4%	
	Non-Family Abuse Prot Order	31	0.3%	
	Capias	25	0.2%	
	Term Parental Rights	24	0.2%	
	Voluntary Continuing Services Agre	17	0.2%	
	Custody Relief	5	0.0%	
	Child in Need of Services	1	0.0%	
	Emancipation	1	0.0%	
	Entrustment	1	0.0%	
	<b>Total</b>		5,842	53%
	<b>Total</b>		11,049	100%

		<u>Filings</u>	<u>Hearings</u>	<u>Transactions</u>	<u>Concluded</u>	<u>Cont</u>
<b>Adult</b>						
Misdemeanor	CM	2	4	4	1	3
Family Abuse - Prot Order	FP	0	1	1	0	1
Show Cause	SC	1	2	2	0	2
SL/Other	SL	1	1	1	1	-
Civil Support	VS	2	2	2	1	1
<b>Adult Total</b>		<b>6</b>	<b>10</b>	<b>10</b>	<b>3</b>	<b>7</b>
<b>Juvenile</b>						
Custody Visitation	CV	22	36	36	10	26
Felony	DF	0	1	1	0	1
Petition	PT	0	2	2	2	-
<b>Juvenile Total</b>		<b>22</b>	<b>39</b>	<b>39</b>	<b>12</b>	<b>27</b>
<b>Charles City Totals</b>		<b>28</b>	<b>49</b>	<b>49</b>	<b>15</b>	<b>34</b>

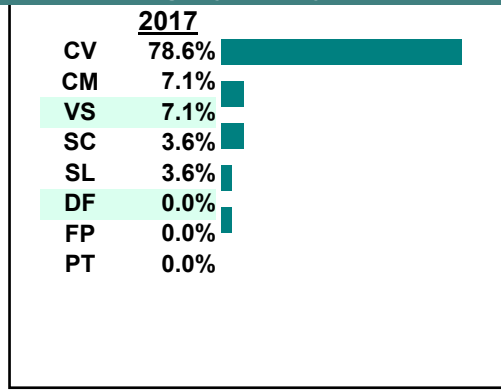
Calendared Filings



% of Filings by Division




% of Filings by Case Type (Top 10)

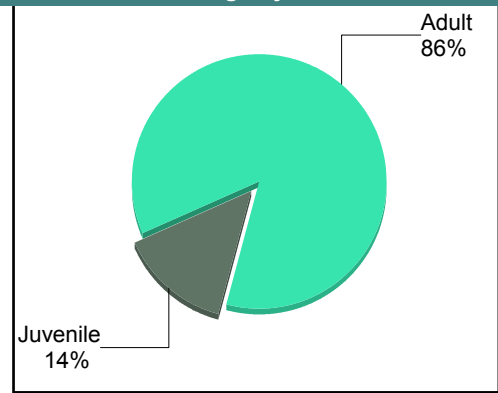


		Filings	Hearings	Transactions	Concluded	Cont
<b>Adult</b>						
Capias	CA	1	4	4	3	1
Felony	CF	2	2	2	0	2
Misdemeanor	CM	4	4	4	0	4
Family Abuse - Prot Order	FP	1	1	1	0	1
Show Cause	SC	3	7	7	3	4
Civil Support	VS	1	1	1	0	1
<b>Adult Total</b>		<b>12</b>	<b>19</b>	<b>19</b>	<b>6</b>	<b>13</b>
<b>Juvenile</b>						
Custody Visitation	CV	0	6	6	6	-
Petition	PT	0	1	1	0	1
Traffic	T	2	2	2	0	2
<b>Juvenile Total</b>		<b>2</b>	<b>9</b>	<b>9</b>	<b>6</b>	<b>3</b>
<b>Charles City Totals</b>		<b>14</b>	<b>28</b>	<b>28</b>	<b>12</b>	<b>16</b>

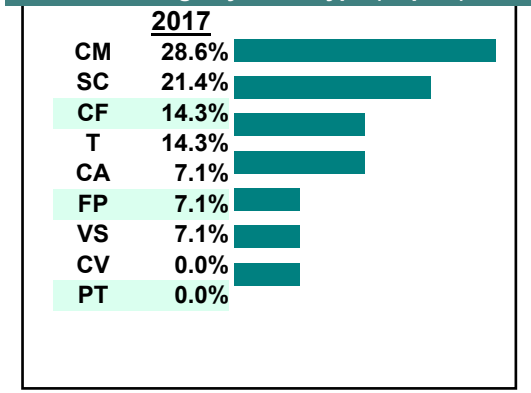
Calendared Filings



% of Filings by Division



% of Filings by Case Type (Top 10)



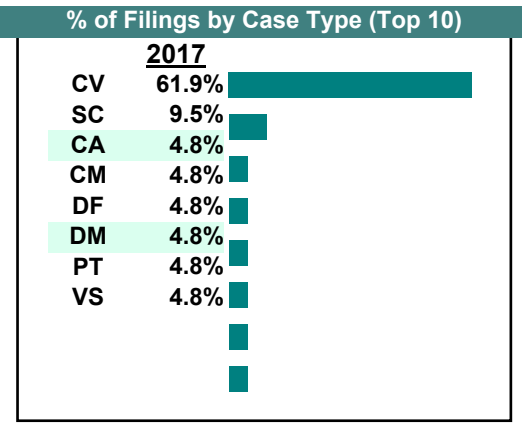
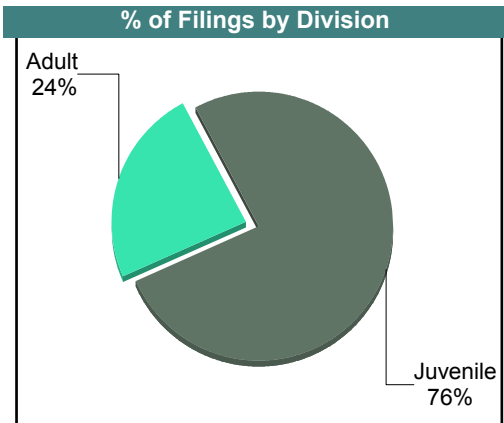
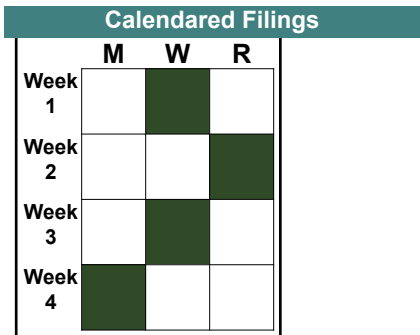
**CASELOAD STATISTICS OF THE JUVENILE & DOMESTIC RELATIONS COURTS**

**October 2017**

**Charles City**

District: **9**

		<u>Filings</u>	<u>Hearings</u>	<u>Transactions</u>	<u>Concluded</u>	<u>Cont</u>
<b><u>Adult</u></b>						
Capias	CA	1	2	2	0	2
Misdemeanor	CM	1	5	5	3	2
Show Cause	SC	2	4	4	2	2
Civil Support	VS	1	4	4	3	1
<b>Adult Total</b>		<b>5</b>	<b>15</b>	<b>15</b>	<b>8</b>	<b>7</b>
<b><u>Juvenile</u></b>						
Custody Visitation	CV	13	25	25	10	15
Felony	DF	1	1	1	0	1
Misdemeanor	DM	1	1	1	0	1
Petition	PT	1	1	1	0	1
<b>Juvenile Total</b>		<b>16</b>	<b>28</b>	<b>28</b>	<b>10</b>	<b>18</b>
<b>Charles City Totals</b>		<b>21</b>	<b>43</b>	<b>43</b>	<b>18</b>	<b>25</b>



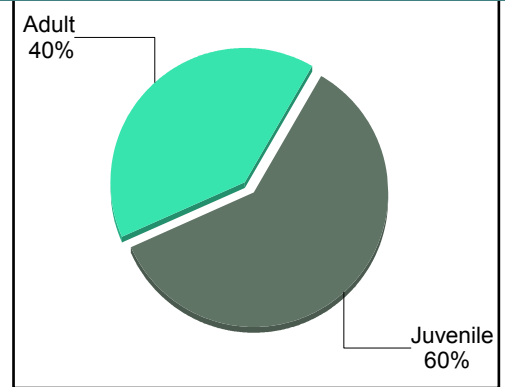
September 2017

		<u>Filings</u>	<u>Hearings</u>	<u>Transactions</u>	<u>Concluded</u>	<u>Cont</u>
<b><u>Adult</u></b>						
Felony	CF	0	1	1	1	-
Misdemeanor	CM	2	7	7	4	3
Show Cause	SC	3	6	6	3	3
Civil Support	VS	1	2	2	1	1
<b>Adult Total</b>		<b>6</b>	<b>16</b>	<b>16</b>	<b>9</b>	<b>7</b>
<b><u>Juvenile</u></b>						
Custody Visitation	CV	8	18	18	10	8
Misdemeanor	DM	0	2	2	2	-
Petition	PT	1	1	1	0	1
<b>Juvenile Total</b>		<b>9</b>	<b>21</b>	<b>21</b>	<b>12</b>	<b>9</b>
<b>Charles City Totals</b>		<b>15</b>	<b>37</b>	<b>37</b>	<b>21</b>	<b>16</b>

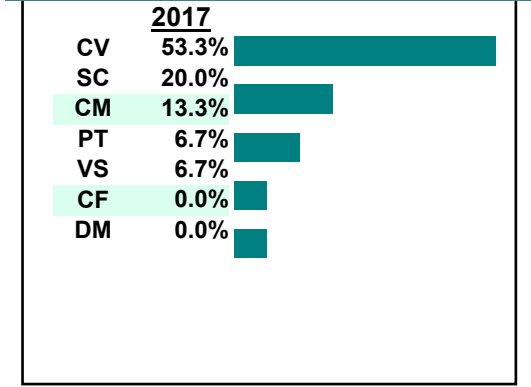
**Calendared Filings**

	W	R
Week 1		
Week 2		
Week 3		
Week 4		

**% of Filings by Division**



**% of Filings by Case Type (Top 10)**



CASELOAD STATISTICS OF THE JUVENILE & DOMESTIC RELATIONS COURTS

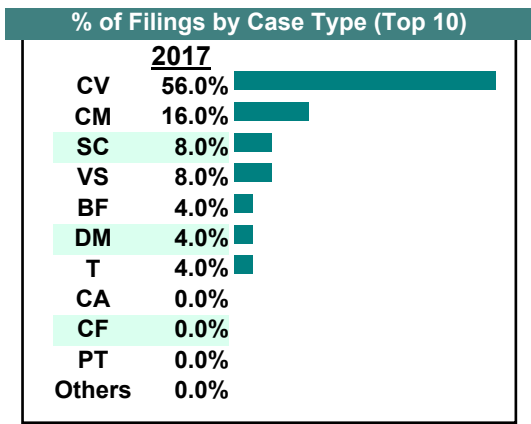
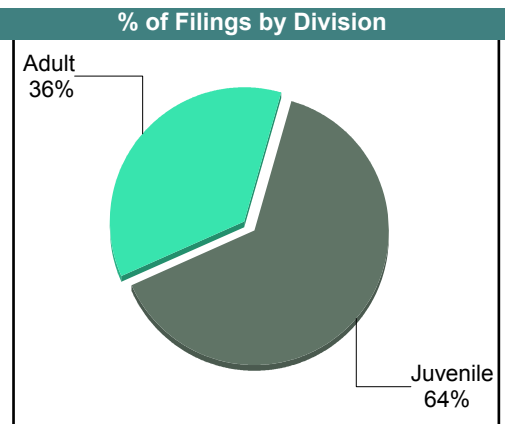
Charles City

District: 9

August 2017

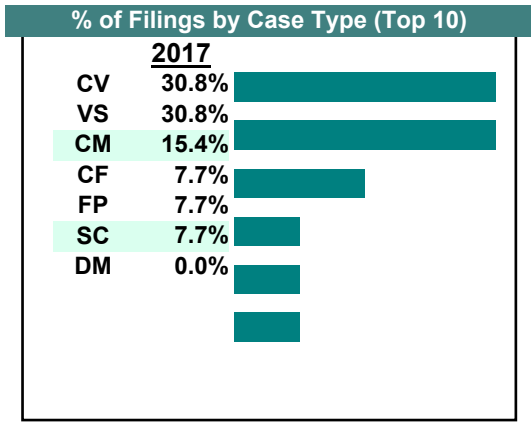
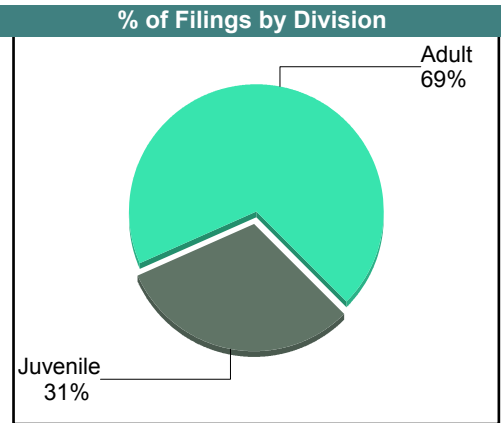
		Filings	Hearings	Transactions	Concluded	Cont
<b>Adult</b>						
Bond Forfeiture	BF	1	1	1	0	1
Capias	CA	0	3	3	2	1
Felony	CF	0	3	3	3	-
Misdemeanor	CM	4	6	6	1	5
Show Cause	SC	2	6	6	4	2
SL/Other	SL	0	1	1	1	-
Civil Support	VS	2	7	7	4	3
<b>Adult Total</b>		<b>9</b>	<b>27</b>	<b>27</b>	<b>15</b>	<b>12</b>
<b>Juvenile</b>						
Custody Visitation	CV	14	28	28	10	18
Misdemeanor	DM	1	2	2	1	1
Petition	PT	0	1	1	1	-
Traffic	T	1	1	1	0	1
<b>Juvenile Total</b>		<b>16</b>	<b>32</b>	<b>32</b>	<b>12</b>	<b>20</b>
<b>Charles City Totals</b>		<b>25</b>	<b>59</b>	<b>59</b>	<b>27</b>	<b>32</b>

Calendared Filings		
	W	R
Week 1		
Week 2		
Week 3		
Week 4		



		<u>Filings</u>	<u>Hearings</u>	<u>Transactions</u>	<u>Concluded</u>	<u>Cont</u>
<b>Adult</b>						
Felony	CF	1	7	7	6	1
Misdemeanor	CM	2	8	8	4	4
Family Abuse - Prot Order	FP	1	2	2	2	-
Show Cause	SC	1	4	4	2	2
Civil Support	VS	4	9	9	7	2
<b>Adult Total</b>		<b>9</b>	<b>30</b>	<b>30</b>	<b>21</b>	<b>9</b>
<b>Juvenile</b>						
Custody Visitation	CV	4	6	6	4	2
Misdemeanor	DM	0	6	6	4	2
<b>Juvenile Total</b>		<b>4</b>	<b>12</b>	<b>12</b>	<b>8</b>	<b>4</b>
<b>Charles City Totals</b>		<b>13</b>	<b>42</b>	<b>42</b>	<b>29</b>	<b>13</b>

Calendared Filings		
	W	R
Week 1	█	
Week 2	█	
Week 3	█	



CASELOAD STATISTICS OF THE JUVENILE & DOMESTIC RELATIONS COURTS

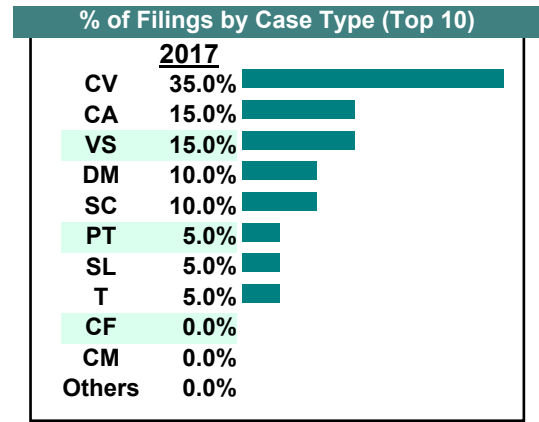
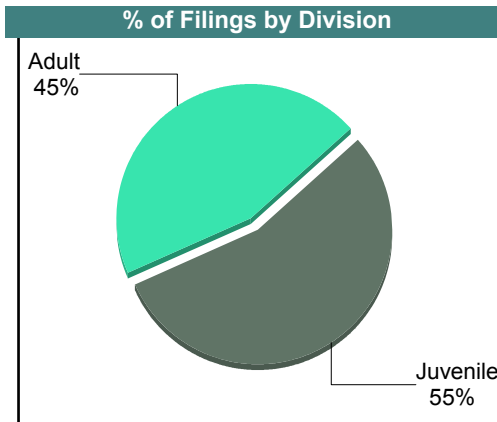
Charles City

District: 9

June 2017

		<u>Filings</u>	<u>Hearings</u>	<u>Transactions</u>	<u>Concluded</u>	<u>Cont</u>
<b>Adult</b>						
Capias	CA	3	7	7	0	7
Felony	CF	0	8	8	3	5
Misdemeanor	CM	0	3	3	1	2
Family Abuse - Prot Order	FP	0	3	3	1	2
Show Cause	SC	2	11	11	0	11
SL/Other	SL	1	1	1	0	1
Civil Support	VS	3	7	7	1	6
<b>Adult Total</b>		<b>9</b>	<b>40</b>	<b>40</b>	<b>6</b>	<b>34</b>
<b>Juvenile</b>						
Custody Visitation	CV	7	12	12	3	9
Misdemeanor	DM	2	3	3	0	3
Petition	PT	1	1	1	0	1
Traffic	T	1	2	2	2	-
<b>Juvenile Total</b>		<b>11</b>	<b>18</b>	<b>18</b>	<b>5</b>	<b>13</b>
<b>Charles City Totals</b>		<b>20</b>	<b>58</b>	<b>58</b>	<b>11</b>	<b>47</b>

Calendared Filings				
	M	W	R	F
Week 1				
Week 2				
Week 3				
Week 4				
Week 5				



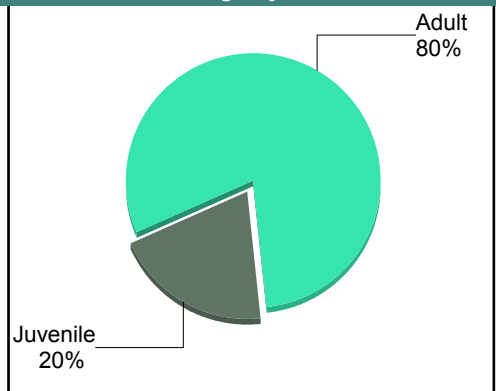


		<u>Filings</u>	<u>Hearings</u>	<u>Transactions</u>	<u>Concluded</u>	<u>Cont</u>
<b>Adult</b>						
Felony	CF	7	13	13	2	11
Misdemeanor	CM	4	12	12	7	5
Family Abuse - Prot Order	FP	4	4	4	2	2
Motion - Prot Order	MP	1	1	1	1	-
Show Cause	SC	1	6	6	3	3
Civil Support	VS	3	4	4	4	-
<b>Adult Total</b>		<b>20</b>	<b>40</b>	<b>40</b>	<b>19</b>	<b>21</b>
<b>Juvenile</b>						
Custody Visitation	CV	4	7	7	7	-
Misdemeanor	DM	1	2	2	1	1
Traffic	T	0	1	1	1	-
<b>Juvenile Total</b>		<b>5</b>	<b>10</b>	<b>10</b>	<b>9</b>	<b>1</b>
<b>Charles City Totals</b>		<b>25</b>	<b>50</b>	<b>50</b>	<b>28</b>	<b>22</b>

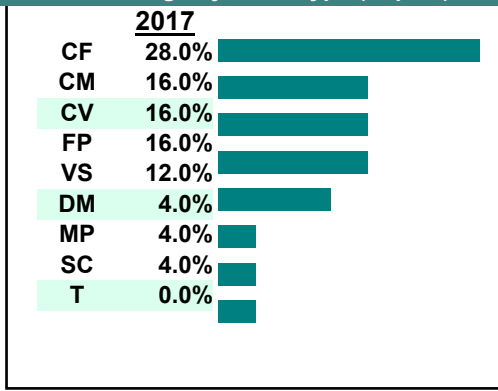
Calendared Filings

	T	W
Week 1		
Week 2		
Week 3		
Week 4		

% of Filings by Division



% of Filings by Case Type (Top 10)



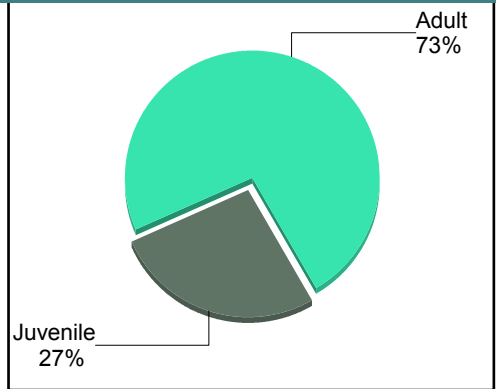
April 2017

		<u>Filings</u>	<u>Hearings</u>	<u>Transactions</u>	<u>Concluded</u>	<u>Cont</u>
<b>Adult</b>						
Capias	CA	0	2	2	0	2
Felony	CF	2	5	5	0	5
Misdemeanor	CM	2	3	3	1	2
Show Cause	SC	3	13	13	5	8
Civil Support	VS	4	8	8	2	6
<b>Adult Total</b>		<b>11</b>	<b>31</b>	<b>31</b>	<b>8</b>	<b>23</b>
<b>Juvenile</b>						
Custody Visitation	CV	3	11	11	6	5
Traffic	T	1	2	2	2	-
<b>Juvenile Total</b>		<b>4</b>	<b>13</b>	<b>13</b>	<b>8</b>	<b>5</b>
<b>Charles City Totals</b>		<b>15</b>	<b>44</b>	<b>44</b>	<b>16</b>	<b>28</b>

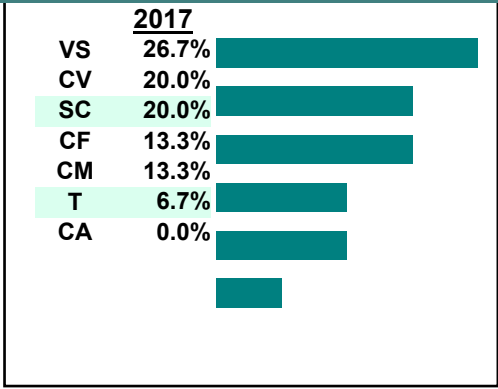
Calendared Filings

	W	R
Week 1		
Week 2		
Week 3		
Week 4		

% of Filings by Division



% of Filings by Case Type (Top 10)



**CASELOAD STATISTICS OF THE JUVENILE & DOMESTIC RELATIONS COURTS**

**Charles City**

District: 9

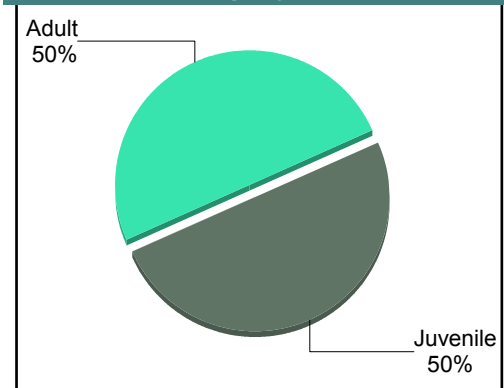
March 2017

		<u>Filings</u>	<u>Hearings</u>	<u>Transactions</u>	<u>Concluded</u>	<u>Cont</u>
<b><u>Adult</u></b>						
Capias	CA	1	3	3	1	2
Felony	CF	2	3	3	1	2
Misdemeanor	CM	0	6	6	5	1
Family Abuse - Prot Order	FP	0	1	1	1	-
Show Cause	SC	2	5	5	3	2
Civil Support	VS	1	1	1	1	-
<b>Adult Total</b>		<b>6</b>	<b>19</b>	<b>19</b>	<b>12</b>	<b>7</b>
<b><u>Juvenile</u></b>						
Custody Visitation	CV	6	11	11	5	6
Misdemeanor	DM	0	3	3	0	3
<b>Juvenile Total</b>		<b>6</b>	<b>14</b>	<b>14</b>	<b>5</b>	<b>9</b>
<b>Charles City Totals</b>		<b>12</b>	<b>33</b>	<b>33</b>	<b>17</b>	<b>16</b>

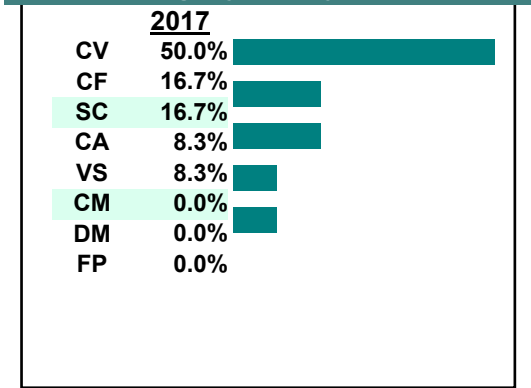
**Calendared Filings**

	W	F
Week 1		
Week 2		
Week 3		
Week 4		

**% of Filings by Division**



**% of Filings by Case Type (Top 10)**

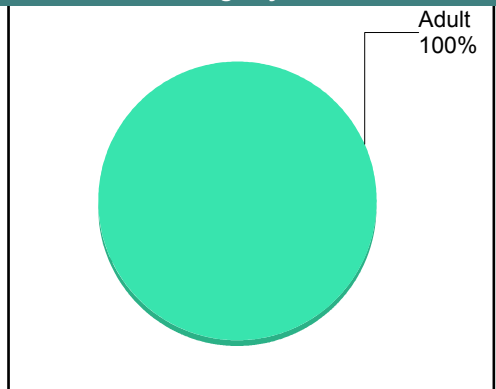


		<u>Filings</u>	<u>Hearings</u>	<u>Transactions</u>	<u>Concluded</u>	<u>Cont</u>
<b>Adult</b>						
Capias	CA	0	1	1	1	-
Felony	CF	3	4	4	0	4
Misdemeanor	CM	9	10	10	0	10
Family Abuse - Prot Order	FP	1	2	2	0	2
Show Cause	SC	2	12	12	5	7
Civil Support	VS	1	3	3	2	1
<b>Adult Total</b>		<b>16</b>	<b>32</b>	<b>32</b>	<b>8</b>	<b>24</b>
<b>Juvenile</b>						
Custody Visitation	CV	0	6	6	2	4
Misdemeanor	DM	0	2	2	2	-
Traffic	T	0	2	2	1	1
<b>Juvenile Total</b>		<b>0</b>	<b>10</b>	<b>10</b>	<b>5</b>	<b>5</b>
<b>Charles City Totals</b>		<b>16</b>	<b>42</b>	<b>42</b>	<b>13</b>	<b>29</b>

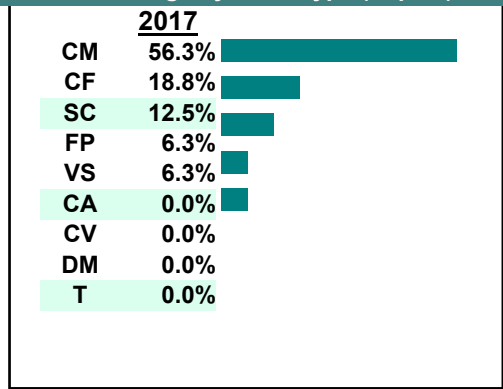
Calendared Filings

	W	R
Week 1		
Week 2		
Week 3		

% of Filings by Division



% of Filings by Case Type (Top 10)



**CASELOAD STATISTICS OF THE JUVENILE & DOMESTIC RELATIONS COURTS**

January 2017

**Charles City**

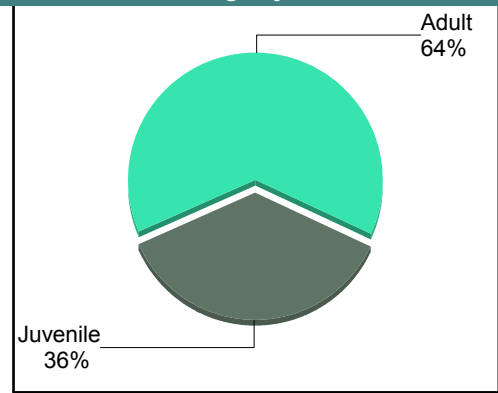
District: 9

		<u>Filings</u>	<u>Hearings</u>	<u>Transactions</u>	<u>Concluded</u>	<u>Cont</u>
<b><u>Adult</u></b>						
Felony	CF	0	2	2	2	-
Misdemeanor	CM	1	12	12	8	4
Family Abuse - Prot Order	FP	0	1	1	1	-
Show Cause	SC	3	15	15	6	9
SL/Other	SL	0	1	1	1	-
Civil Support	VS	3	9	9	3	6
<b>Adult Total</b>		<b>7</b>	<b>40</b>	<b>40</b>	<b>21</b>	<b>19</b>
<b><u>Juvenile</u></b>						
Custody Visitation	CV	2	10	10	6	4
Misdemeanor	DM	1	5	5	2	3
Traffic	T	1	2	2	0	2
<b>Juvenile Total</b>		<b>4</b>	<b>17</b>	<b>17</b>	<b>8</b>	<b>9</b>
<b>Charles City Totals</b>		<b>11</b>	<b>57</b>	<b>57</b>	<b>29</b>	<b>28</b>

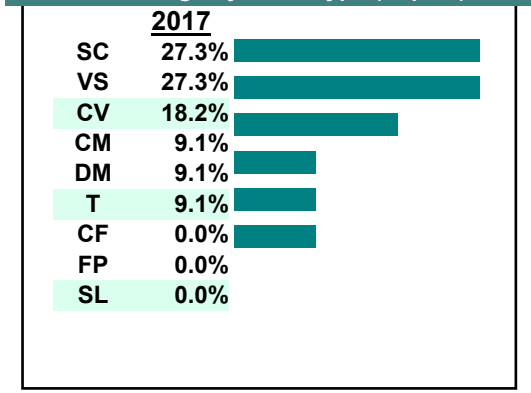
**Calendared Filings**

	<b>W</b>	<b>R</b>
Week 1	■	■
Week 2	■	■
Week 3	■	■
Week 4	■	■

**% of Filings by Division**



**% of Filings by Case Type (Top 10)**



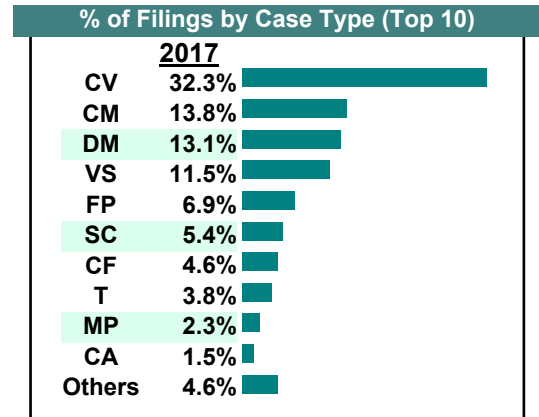
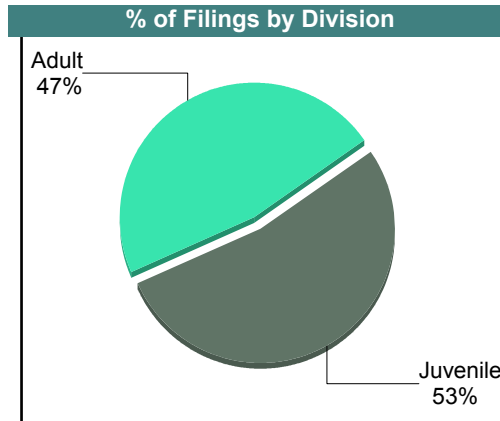
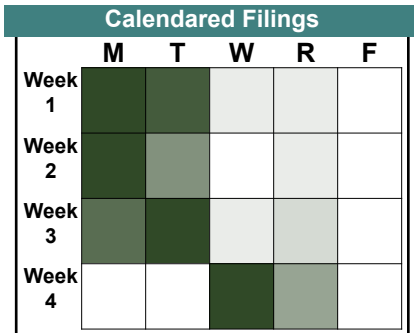
**CASELOAD STATISTICS OF THE JUVENILE & DOMESTIC RELATIONS COURTS**

December 2017

**Gloucester**

District: 9

		<u>Filings</u>	<u>Hearings</u>	<u>Transactions</u>	<u>Concluded</u>	<u>Cont</u>
<b><u>Adult</u></b>						
Capias	CA	2	8	8	2	6
Felony	CF	6	15	15	10	5
Misdemeanor	CM	18	51	51	14	37
Family Abuse - Prot Order	FP	9	20	20	7	13
Motion - Prot Order	MP	3	3	3	2	1
Violation of PO	PV	1	1	1	1	-
Show Cause	SC	6	22	22	7	15
SL/Other	SL	1	6	6	4	2
Civil Support	VS	15	30	30	19	10
<b>Adult Total</b>		<b>61</b>	<b>156</b>	<b>156</b>	<b>66</b>	<b>89</b>
<b><u>Juvenile</u></b>						
Non-Family Abuse Prot Order	AP	0	1	1	1	-
Child in Need of Services	CS	1	1	1	0	1
Custody Visitation	CV	42	86	86	49	37
Felony	DF	0	5	5	1	4
Misdemeanor	DM	17	43	43	5	38
Foster Care Review	FC	1	1	1	1	-
Initial Foster Care	IF	0	1	1	0	1
Show Cause	SC	1	1	1	0	1
Status	ST	1	4	4	0	4
Traffic	T	5	10	10	6	4
Truancy	TR	1	1	1	0	1
<b>Juvenile Total</b>		<b>69</b>	<b>154</b>	<b>154</b>	<b>63</b>	<b>91</b>
<b>Gloucester Totals</b>		<b>130</b>	<b>310</b>	<b>310</b>	<b>129</b>	<b>180</b>



**CASELOAD STATISTICS OF THE JUVENILE & DOMESTIC RELATIONS COURTS**

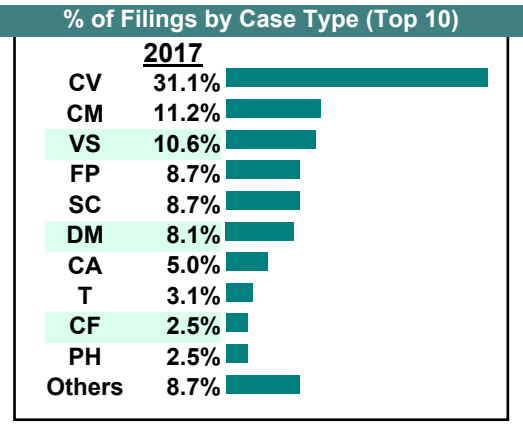
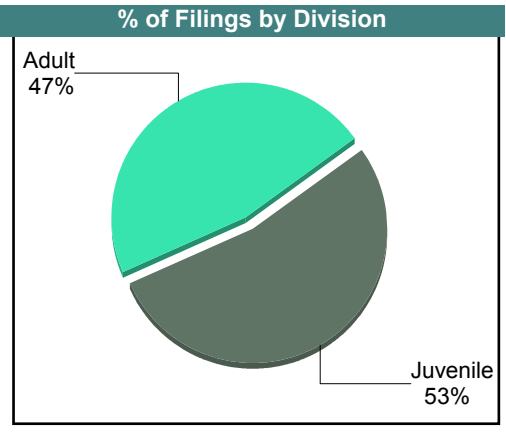
November 2017

**Gloucester**

District: 9

		<u>Filings</u>	<u>Hearings</u>	<u>Transactions</u>	<u>Concluded</u>	<u>Cont</u>
<b><u>Adult</u></b>						
Capias	CA	8	13	13	6	7
Felony	CF	4	14	14	2	12
Misdemeanor	CM	18	57	57	18	39
Family Abuse - Prot Order	FP	13	22	22	6	16
Motion - Prot Order	MP	1	1	1	1	-
Remand Support	RS	1	1	1	1	-
Show Cause	SC	12	44	44	9	35
SL/Other	SL	1	3	3	0	3
Civil Support	VS	17	32	32	17	15
<b>Adult Total</b>		<b>75</b>	<b>187</b>	<b>187</b>	<b>60</b>	<b>127</b>
<b><u>Juvenile</u></b>						
Abuse or Neglect	AN	1	5	5	3	2
Non-Family Abuse Prot Order	AP	2	3	3	1	2
Custody Visitation	CV	50	123	123	71	52
Felony	DF	2	11	11	1	10
Misdemeanor	DM	13	26	26	8	18
Entrustment	ET	1	1	1	1	-
Family Abuse - Prot Order	FP	1	1	1	1	-
Initial Foster Care	IF	2	2	2	1	1
Permanency	PH	4	4	4	4	-
Show Cause	SC	2	2	2	1	1
Status	ST	2	4	4	1	3
Traffic	T	5	8	8	7	1
Term Parental Rights	TP	0	1	1	1	-
Truancy	TR	1	6	6	3	3
<b>Juvenile Total</b>		<b>86</b>	<b>197</b>	<b>197</b>	<b>104</b>	<b>93</b>
<b>Gloucester Totals</b>		<b>161</b>	<b>384</b>	<b>384</b>	<b>164</b>	<b>220</b>

Calendared Filings					
	M	T	W	R	F
Week 1					
Week 2					
Week 3					
Week 4					
Week 5					



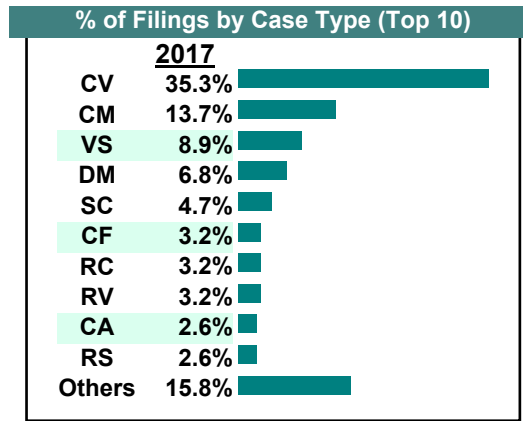
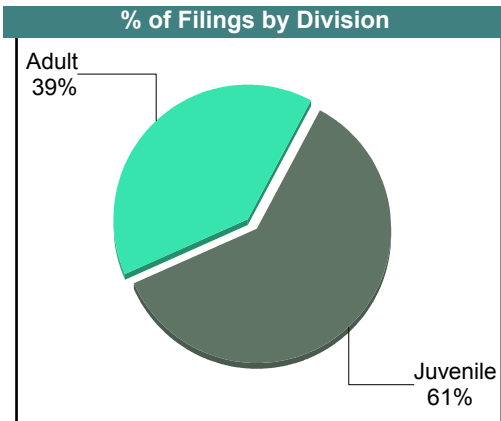

CASELOAD STATISTICS OF THE JUVENILE & DOMESTIC RELATIONS COURTS

October 2017

Gloucester

District: 9

		Filings	Hearings	Transactions	Concluded	Cont
<b>Adult</b>						
Non-Family Abuse Prot Order	AP	0	2	2	1	1
Capias	CA	5	12	12	6	6
Felony	CF	6	20	20	9	11
Misdemeanor	CM	26	69	69	25	44
Family Abuse - Prot Order	FP	4	15	15	7	8
Motion - Prot Order	MP	3	3	3	3	-
Violation of PO	PV	1	1	1	1	-
Remand Support	RS	5	5	5	5	-
Show Cause	SC	8	27	27	4	23
SL/Other	SL	0	5	5	0	5
Civil Support	VS	17	28	28	16	12
<b>Adult Total</b>		<b>75</b>	<b>187</b>	<b>187</b>	<b>77</b>	<b>110</b>
<b>Juvenile</b>						
Abuse or Neglect	AN	0	3	3	1	2
Non-Family Abuse Prot Order	AP	0	1	1	1	-
Custody Relief	CR	0	1	1	1	-
Child in Need of Services	CS	0	1	1	1	-
Custody Visitation	CV	67	149	149	80	69
Felony	DF	4	10	10	2	8
Misdemeanor	DM	13	39	39	12	27
Foster Care Review	FC	2	2	2	2	-
Initial Foster Care	IF	2	2	2	2	-
Permanency	PH	3	3	3	3	-
Petition	PT	2	2	2	0	2
Remand Custody	RC	6	6	6	6	-
Remand Visitation	RV	6	6	6	6	-
Show Cause	SC	1	7	7	3	4
Status	ST	2	4	4	1	3
Traffic	T	2	6	6	5	1
Term Parental Rights	TP	5	5	5	5	-
Truancy	TR	0	2	2	2	-
<b>Juvenile Total</b>		<b>115</b>	<b>249</b>	<b>249</b>	<b>133</b>	<b>116</b>
<b>Gloucester Totals</b>		<b>190</b>	<b>436</b>	<b>436</b>	<b>210</b>	<b>226</b>





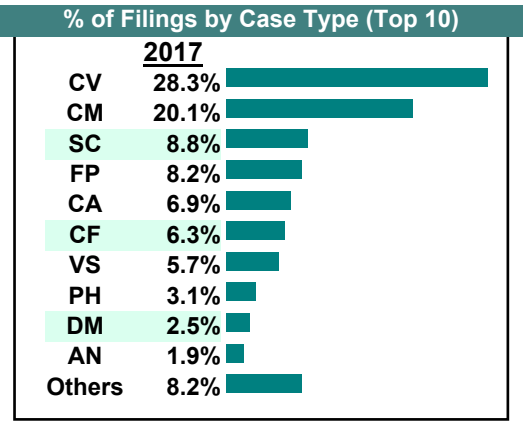
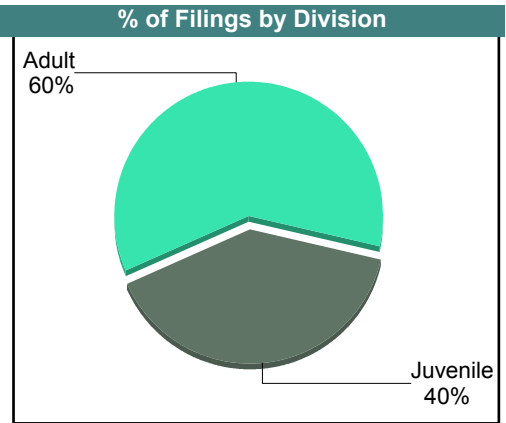
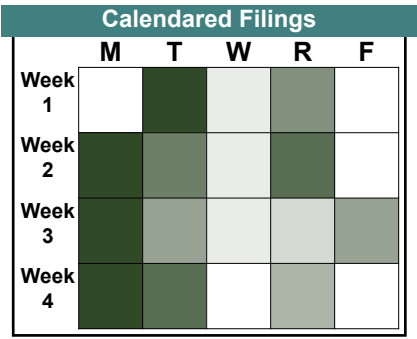
CASELOAD STATISTICS OF THE JUVENILE & DOMESTIC RELATIONS COURTS

September 2017

Gloucester

District: 9

		Filings	Hearings	Transactions	Concluded	Cont
<b>Adult</b>						
Non-Family Abuse Prot Order	AP	3	4	4	2	2
Capias	CA	11	22	22	16	6
Felony	CF	10	33	33	13	20
Misdemeanor	CM	32	68	68	30	38
Family Abuse - Prot Order	FP	13	27	27	9	18
Motion - Prot Order	MP	2	2	2	2	-
Violation of PO	PV	2	2	2	2	-
Show Cause	SC	14	52	52	19	33
SL/Other	SL	0	3	3	0	3
Civil Support	VS	9	17	17	7	10
<b>Adult Total</b>		<b>96</b>	<b>230</b>	<b>230</b>	<b>100</b>	<b>130</b>
<b>Juvenile</b>						
Abuse or Neglect	AN	3	8	8	2	6
Capias	CA	0	2	2	2	-
Child in Need of Services	CS	0	1	1	1	-
Custody Visitation	CV	45	91	91	27	64
Felony	DF	0	10	10	4	6
Misdemeanor	DM	4	37	37	16	21
Foster Care Review	FC	2	2	2	2	-
Initial Foster Care	IF	2	2	2	2	-
Permanency	PH	5	5	5	5	-
Show Cause	SC	0	16	16	6	10
Status	ST	0	5	5	3	2
Traffic	T	1	10	10	8	2
Term Parental Rights	TP	1	1	1	0	1
Truancy	TR	0	4	4	1	3
<b>Juvenile Total</b>		<b>63</b>	<b>194</b>	<b>194</b>	<b>79</b>	<b>115</b>
<b>Gloucester Totals</b>		<b>159</b>	<b>424</b>	<b>424</b>	<b>179</b>	<b>245</b>



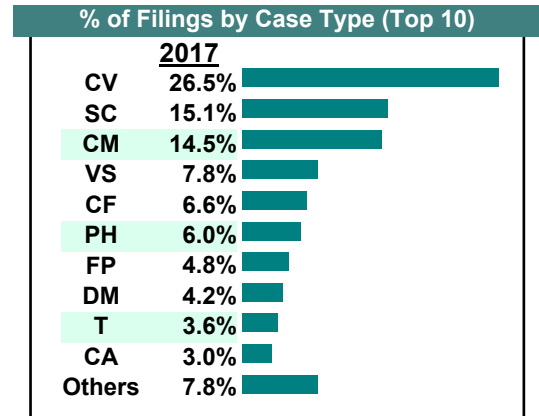
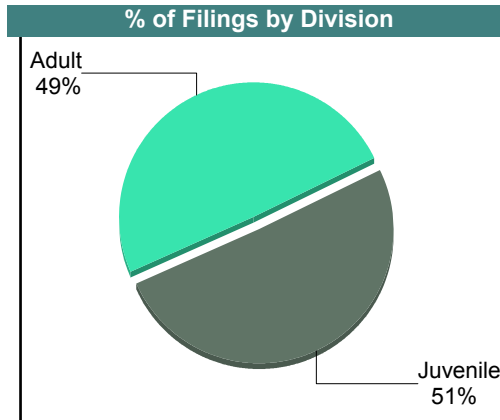

CASELOAD STATISTICS OF THE JUVENILE & DOMESTIC RELATIONS COURTS

Gloucester

District: 9

August 2017

		<u>Filings</u>	<u>Hearings</u>	<u>Transactions</u>	<u>Concluded</u>	<u>Cont</u>
<b>Adult</b>						
Capias	CA	5	12	12	4	8
Felony	CF	11	13	13	5	8
Misdemeanor	CM	24	52	52	22	30
Family Abuse - Prot Order	FP	8	15	15	4	11
Motion - Prot Order	MP	2	3	3	3	-
Show Cause	SC	19	56	56	31	25
SL/Other	SL	0	5	5	0	5
Civil Support	VS	13	27	27	18	9
<b>Adult Total</b>		<b>82</b>	<b>183</b>	<b>183</b>	<b>87</b>	<b>96</b>
<b>Juvenile</b>						
Abuse or Neglect	AN	1	4	4	0	4
Non-Family Abuse Prot Order	AP	2	4	4	1	3
Capias	CA	0	2	2	1	1
Child in Need of Services	CS	1	1	1	0	1
Custody Visitation	CV	44	102	102	73	29
Felony	DF	2	15	15	2	13
Misdemeanor	DM	7	45	45	16	29
Entrustment	ET	1	1	1	1	-
Foster Care Review	FC	1	1	1	1	-
Permanency	PH	10	10	10	10	-
Show Cause	SC	6	6	6	1	5
Status	ST	2	13	13	9	4
Traffic	T	6	13	13	6	7
Term Parental Rights	TP	1	1	1	1	-
Truancy	TR	0	4	4	0	4
<b>Juvenile Total</b>		<b>84</b>	<b>222</b>	<b>222</b>	<b>122</b>	<b>100</b>
<b>Gloucester Totals</b>		<b>166</b>	<b>405</b>	<b>405</b>	<b>209</b>	<b>196</b>



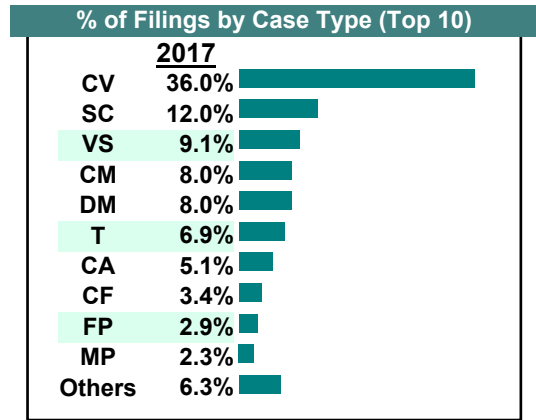
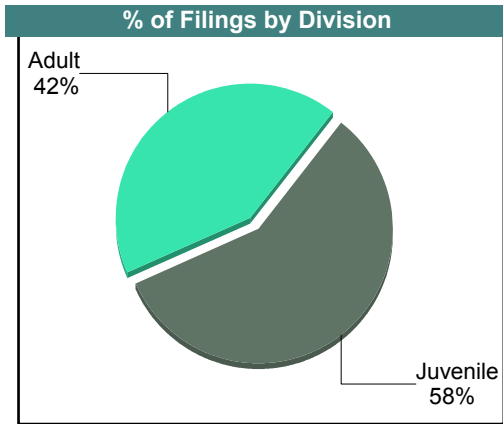

# CASELOAD STATISTICS OF THE JUVENILE & DOMESTIC RELATIONS COURTS

July 2017

Gloucester

District: 9

		Filings	Hearings	Transactions	Concluded	Cont
<b>Adult</b>						
Capias	CA	9	21	21	14	7
Felony	CF	6	13	13	2	11
Misdemeanor	CM	14	44	44	15	29
Family Abuse - Prot Order	FP	5	10	10	5	5
Motion - Prot Order	MP	4	6	6	6	-
Violation of PO	PV	1	1	1	1	-
Show Cause	SC	19	44	44	21	23
SL/Other	SL	0	3	3	1	2
Civil Support	VS	16	25	25	18	7
<b>Adult Total</b>		<b>74</b>	<b>167</b>	<b>167</b>	<b>83</b>	<b>84</b>
<b>Juvenile</b>						
Abuse or Neglect	AN	2	3	3	0	3
Custody Relief	CR	1	1	1	0	1
Child in Need of Services	CS	0	1	1	0	1
Custody Visitation	CV	63	129	129	67	62
Felony	DF	1	4	4	1	3
Misdemeanor	DM	14	36	36	6	30
Foster Care Review	FC	1	1	1	1	-
Remand Custody	RC	2	2	2	2	-
Remand Visitation	RV	2	2	2	2	-
Show Cause	SC	2	10	10	8	2
Status	ST	1	5	5	1	4
Traffic	T	12	16	16	5	11
Truancy	TR	0	3	3	0	3
<b>Juvenile Total</b>		<b>101</b>	<b>213</b>	<b>213</b>	<b>93</b>	<b>120</b>
<b>Gloucester Totals</b>		<b>175</b>	<b>380</b>	<b>380</b>	<b>176</b>	<b>204</b>



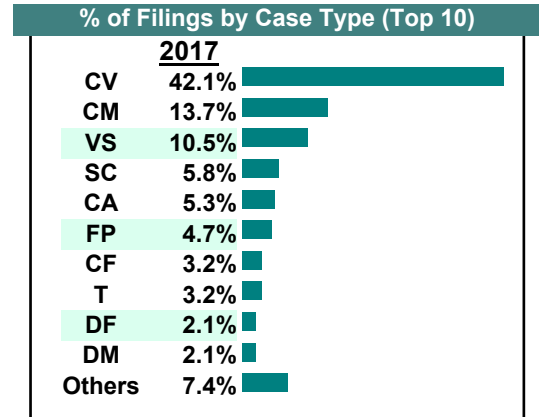
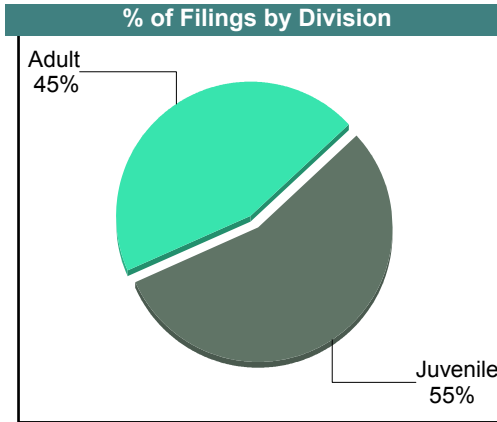
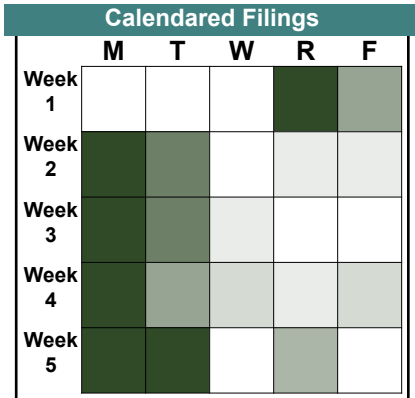
**CASELOAD STATISTICS OF THE JUVENILE & DOMESTIC RELATIONS COURTS**

June 2017

**Gloucester**

District: 9

		<u>Filings</u>	<u>Hearings</u>	<u>Transactions</u>	<u>Concluded</u>	<u>Cont</u>
<b><u>Adult</u></b>						
Capias	CA	9	17	17	6	11
Felony	CF	6	12	12	5	7
Misdemeanor	CM	26	52	52	15	37
Family Abuse - Prot Order	FP	9	21	21	8	13
Motion - Prot Order	MP	3	3	3	0	3
Remand Support	RS	1	1	1	1	-
Show Cause	SC	10	67	67	33	34
SL/Other	SL	1	5	5	0	5
Civil Support	VS	20	41	41	19	22
<b>Adult Total</b>		<b>85</b>	<b>219</b>	<b>219</b>	<b>87</b>	<b>132</b>
<b><u>Juvenile</u></b>						
Abuse or Neglect	AN	0	1	1	1	-
Capias	CA	1	8	8	6	2
Child in Need of Services	CS	0	1	1	0	1
Custody Visitation	CV	80	159	159	55	104
Felony	DF	4	14	14	7	7
Misdemeanor	DM	4	33	33	11	22
Remand Custody	RC	2	2	2	2	-
Remand Visitation	RV	2	2	2	2	-
Show Cause	SC	1	2	2	2	-
Status	ST	3	10	10	1	9
Traffic	T	6	16	16	9	7
Truancy	TR	2	7	7	1	6
<b>Juvenile Total</b>		<b>105</b>	<b>255</b>	<b>255</b>	<b>97</b>	<b>158</b>
<b>Gloucester Totals</b>		<b>190</b>	<b>474</b>	<b>474</b>	<b>184</b>	<b>290</b>



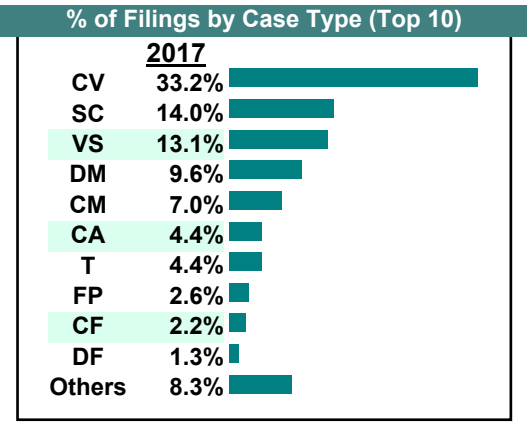
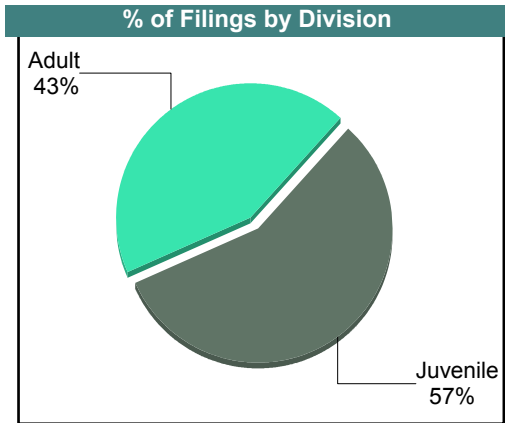
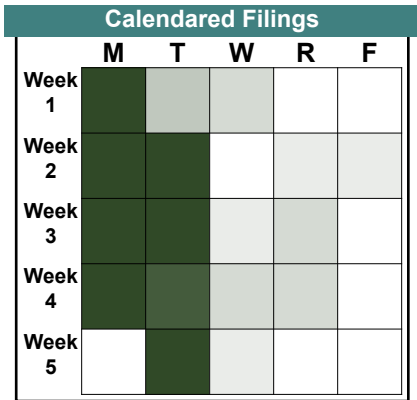
**CASELOAD STATISTICS OF THE JUVENILE & DOMESTIC RELATIONS COURTS**

May 2017

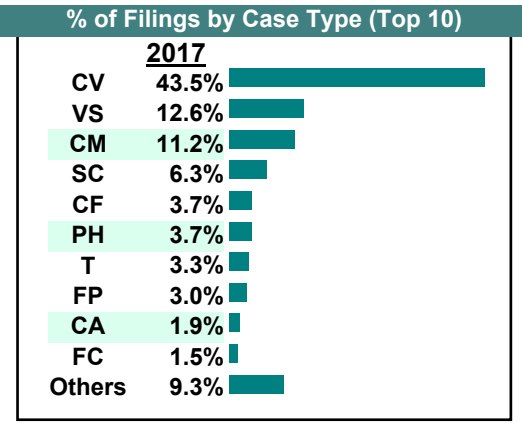
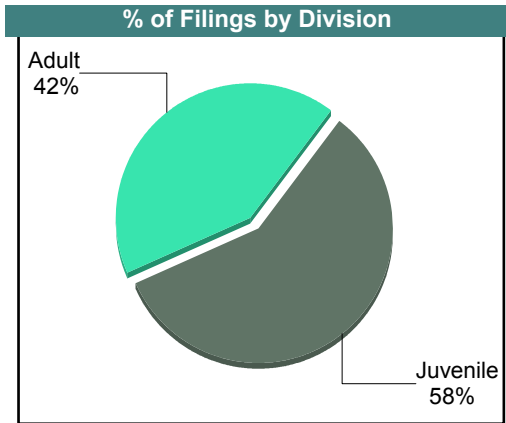
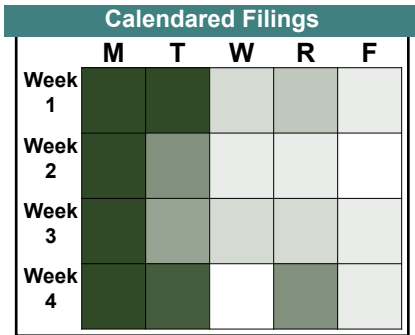
**Gloucester**

District: 9

		<u>Filings</u>	<u>Hearings</u>	<u>Transactions</u>	<u>Concluded</u>	<u>Cont</u>
<b><u>Adult</u></b>						
Non-Family Abuse Prot Order	AP	1	1	1	1	-
Capias	CA	10	21	21	9	12
Felony	CF	5	11	11	9	2
Misdemeanor	CM	16	60	60	28	32
Family Abuse - Prot Order	FP	6	13	13	7	6
Motion - Prot Order	MP	1	1	1	1	-
Other	OT	1	2	2	2	-
Violation of PO	PV	3	3	3	3	-
Show Cause	SC	25	57	57	19	38
SL/Other	SL	1	7	7	2	5
Civil Support	VS	30	51	51	29	22
<b>Adult Total</b>		<b>99</b>	<b>227</b>	<b>227</b>	<b>110</b>	<b>117</b>
<b><u>Juvenile</u></b>						
Abuse or Neglect	AN	1	3	3	1	2
Capias	CA	0	2	2	2	-
Child in Need of Services	CS	1	1	1	1	-
Custody Visitation	CV	76	137	137	66	71
Felony	DF	3	11	11	2	9
Misdemeanor	DM	22	44	44	10	34
Foster Care Review	FC	3	3	3	3	-
Initial Foster Care	IF	1	1	1	1	-
Remand Custody	RC	2	2	2	2	-
Remand Visitation	RV	2	2	2	2	-
Show Cause	SC	7	10	10	2	8
Status	ST	0	3	3	0	3
Traffic	T	10	19	19	11	8
Truancy	TR	1	6	6	2	4
Voluntary Continuing Services Agreement	VA	1	1	1	1	-
<b>Juvenile Total</b>		<b>130</b>	<b>245</b>	<b>245</b>	<b>106</b>	<b>139</b>
<b>Gloucester Totals</b>		<b>229</b>	<b>472</b>	<b>472</b>	<b>216</b>	<b>256</b>



		<u>Filings</u>	<u>Hearings</u>	<u>Transactions</u>	<u>Concluded</u>	<u>Cont</u>
<b><u>Adult</u></b>						
Capias	CA	5	12	12	3	9
Felony	CF	10	27	27	16	11
Misdemeanor	CM	30	65	65	31	34
Family Abuse - Prot Order	FP	8	16	16	9	7
Motion - Prot Order	MP	3	3	3	3	-
Other	OT	0	1	1	0	1
Violation of PO	PV	2	2	2	2	-
Remand Support	RS	2	2	2	2	-
Show Cause	SC	17	41	41	9	32
SL/Other	SL	2	6	6	3	3
Civil Support	VS	34	49	49	29	20
<b>Adult Total</b>		<b>113</b>	<b>224</b>	<b>224</b>	<b>107</b>	<b>117</b>
<b><u>Juvenile</u></b>						
Abuse or Neglect	AN	0	1	1	1	-
Capias	CA	0	1	1	1	-
Child in Need of Services	CS	1	1	1	0	1
Custody Visitation	CV	117	152	152	81	71
Felony	DF	0	3	3	1	2
Misdemeanor	DM	3	22	22	2	20
Foster Care Review	FC	4	4	4	4	-
Initial Foster Care	IF	1	1	1	1	-
Permanency	PH	10	10	10	10	-
Petition	PT	1	1	1	1	-
Remand Custody	RC	3	3	3	3	-
Remand Visitation	RV	3	3	3	3	-
Status	ST	1	4	4	4	-
Traffic	T	9	10	10	4	6
Truancy	TR	3	4	4	1	3
<b>Juvenile Total</b>		<b>156</b>	<b>220</b>	<b>220</b>	<b>117</b>	<b>103</b>
<b>Gloucester Totals</b>		<b>269</b>	<b>444</b>	<b>444</b>	<b>224</b>	<b>220</b>



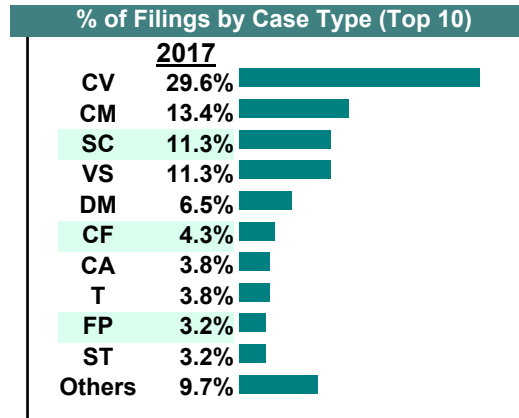
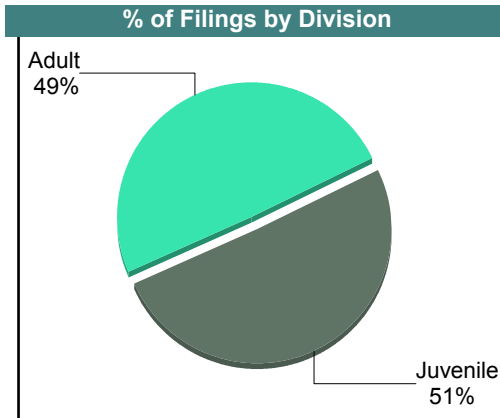
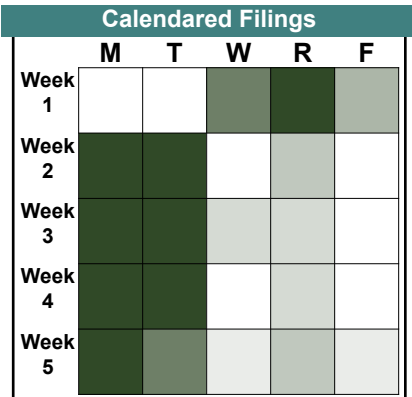
# CASELOAD STATISTICS OF THE JUVENILE & DOMESTIC RELATIONS COURTS

March 2017

Gloucester

District: 9

		<u>Filings</u>	<u>Hearings</u>	<u>Transactions</u>	<u>Concluded</u>	<u>Cont</u>
<b><u>Adult</u></b>						
Non-Family Abuse Prot Order	AP	1	2	2	1	1
Capias	CA	7	23	23	13	10
Felony	CF	8	15	15	7	8
Misdemeanor	CM	25	65	65	25	40
Family Abuse - Prot Order	FP	6	10	10	4	6
Motion - Prot Order	MP	2	3	3	2	1
Remand Support	RS	1	1	1	1	-
Show Cause	SC	19	63	63	29	34
SL/Other	SL	2	5	5	0	5
Civil Support	VS	21	34	34	23	11
<b>Adult Total</b>		<b>92</b>	<b>221</b>	<b>221</b>	<b>105</b>	<b>116</b>
<b><u>Juvenile</u></b>						
Abuse or Neglect	AN	1	4	4	0	4
Capias	CA	0	2	2	1	1
Custody Visitation	CV	55	110	110	76	34
Felony	DF	2	8	8	5	3
Misdemeanor	DM	12	34	34	10	24
Emancipation	EP	1	1	1	1	-
Permanency	PH	3	3	3	3	-
Remand Custody	RC	2	2	2	2	-
Remand Visitation	RV	2	2	2	2	-
Show Cause	SC	2	13	13	3	10
Status	ST	6	6	6	3	3
Traffic	T	7	9	9	2	7
Truancy	TR	1	7	7	1	6
<b>Juvenile Total</b>		<b>94</b>	<b>201</b>	<b>201</b>	<b>109</b>	<b>92</b>
<b>Gloucester Totals</b>		<b>186</b>	<b>422</b>	<b>422</b>	<b>214</b>	<b>208</b>



# CASELOAD STATISTICS OF THE JUVENILE & DOMESTIC RELATIONS COURTS

February 2017

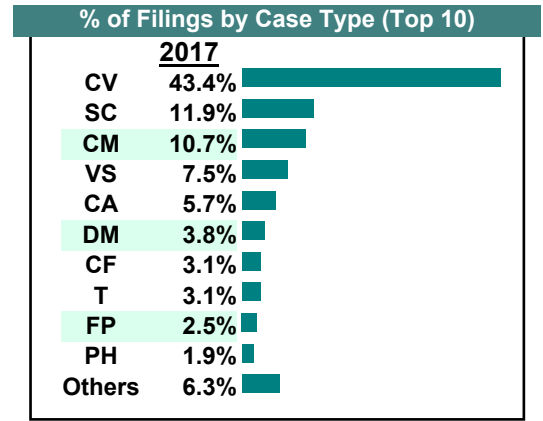
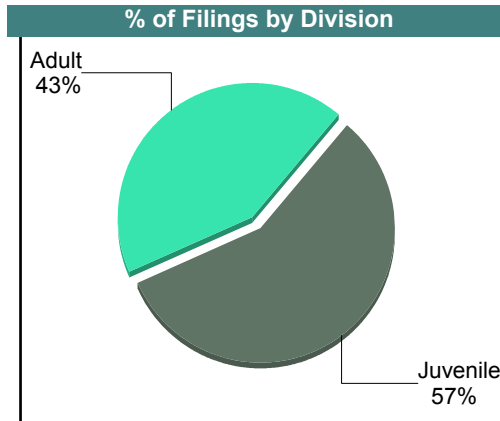

Gloucester

District: 9

		Filings	Hearings	Transactions	Concluded	Cont
<b>Adult</b>						
Capias	CA	8	16	16	4	12
Felony	CF	5	20	20	10	10
Misdemeanor	CM	17	58	58	21	37
Family Abuse - Prot Order	FP	4	18	18	12	6
Motion - Prot Order	MP	1	1	1	1	-
Other	OT	0	2	2	1	1
Violation of PO	PV	2	2	2	2	-
Show Cause	SC	19	67	67	17	50
SL/Other	SL	0	7	7	3	4
Civil Support	VS	12	27	27	15	12
<b>Adult Total</b>		<b>68</b>	<b>218</b>	<b>218</b>	<b>86</b>	<b>132</b>

<b>Juvenile</b>						
Abuse or Neglect	AN	1	2	2	1	1
Non-Family Abuse Prot Order	AP	0	1	1	1	-
Capias	CA	1	10	10	1	9
Custody Visitation	CV	69	151	151	66	85
Felony	DF	0	3	3	1	2
Misdemeanor	DM	6	27	27	12	15
Initial Foster Care	IF	1	1	1	1	-
Permanency	PH	3	3	3	3	-
Remand Custody	RC	1	1	1	1	-
Remand Visitation	RV	1	1	1	1	-
Show Cause	SC	0	2	2	0	2
Status	ST	2	9	9	1	8
Traffic	T	5	8	8	2	6
Truancy	TR	1	3	3	0	3
<b>Juvenile Total</b>		<b>91</b>	<b>222</b>	<b>222</b>	<b>91</b>	<b>131</b>

<b>Gloucester Totals</b>		<b>159</b>	<b>440</b>	<b>440</b>	<b>177</b>	<b>263</b>
--------------------------	--	------------	------------	------------	------------	------------





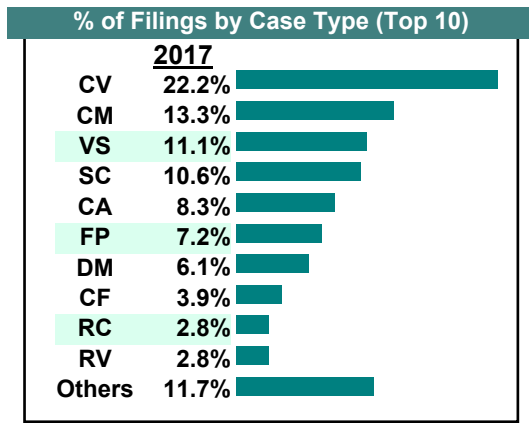
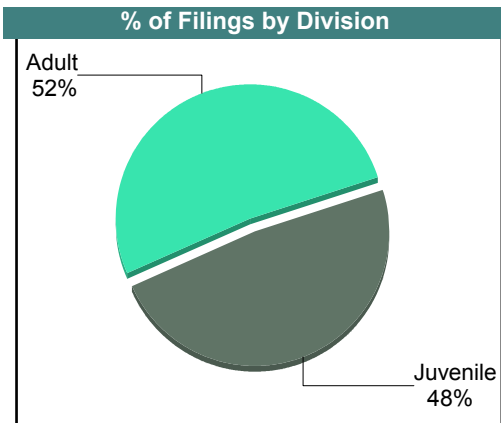

**CASELOAD STATISTICS OF THE JUVENILE & DOMESTIC RELATIONS COURTS**

January 2017

**Gloucester**

District: 9


		<u>Filings</u>	<u>Hearings</u>	<u>Transactions</u>	<u>Concluded</u>	<u>Cont</u>
<b><u>Adult</u></b>						
Capias	CA	7	25	25	11	14
Felony	CF	7	25	25	4	21
Misdemeanor	CM	24	68	68	21	47
Family Abuse - Prot Order	FP	13	22	22	9	13
Motion - Prot Order	MP	0	1	1	1	-
Other	OT	1	1	1	1	-
Violation of PO	PV	1	1	1	1	-
Remand Support	RS	2	2	2	2	-
Show Cause	SC	18	52	52	15	37
SL/Other	SL	0	3	3	0	3
Civil Support	VS	20	30	30	18	12
<b>Adult Total</b>		<b>93</b>	<b>230</b>	<b>230</b>	<b>83</b>	<b>147</b>
<b><u>Juvenile</u></b>						
Abuse or Neglect	AN	0	7	7	6	1
Non-Family Abuse Prot Order	AP	0	1	1	0	1
Capias	CA	8	11	11	2	9
Custody Visitation	CV	40	65	65	32	33
Felony	DF	0	11	11	7	4
Misdemeanor	DM	11	25	25	6	19
Foster Care Review	FC	1	1	1	1	-
Initial Foster Care	IF	4	4	4	4	-
Permanency	PH	2	2	2	2	-
Remand Custody	RC	5	5	5	5	-
Remand Visitation	RV	5	5	5	5	-
Show Cause	SC	1	16	16	13	3
Status	ST	2	2	2	1	1
Traffic	T	5	10	10	4	6
Truancy	TR	3	5	5	2	3
<b>Juvenile Total</b>		<b>87</b>	<b>170</b>	<b>170</b>	<b>90</b>	<b>80</b>
<b>Gloucester Totals</b>		<b>180</b>	<b>400</b>	<b>400</b>	<b>173</b>	<b>227</b>



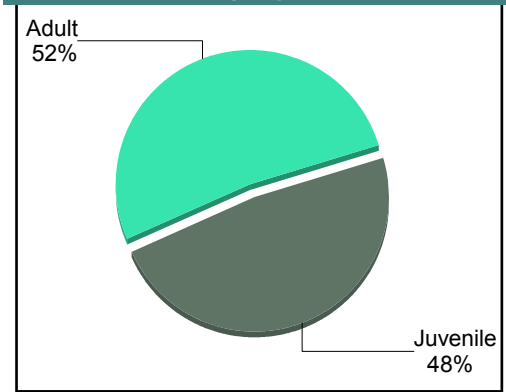
December 2017

		Filings	Hearings	Transactions	Concluded	Cont
<b>Adult</b>						
Capias	CA	0	1	1	1	-
Felony	CF	4	14	14	3	11
Misdemeanor	CM	7	12	12	3	9
Show Cause	SC	2	8	8	3	5
Civil Support	VS	1	2	2	1	1
<b>Adult Total</b>		<b>14</b>	<b>37</b>	<b>37</b>	<b>11</b>	<b>26</b>
<b>Juvenile</b>						
Abuse or Neglect	AN	0	1	1	1	-
Custody Visitation	CV	1	6	6	3	3
Felony	DF	0	7	7	0	7
Misdemeanor	DM	7	10	10	3	7
Motion - Prot Order	MP	0	2	2	2	-
Petition	PT	1	1	1	0	1
Traffic	T	4	7	7	2	5
<b>Juvenile Total</b>		<b>13</b>	<b>34</b>	<b>34</b>	<b>11</b>	<b>23</b>
<b>King &amp; Queen Totals</b>		<b>27</b>	<b>71</b>	<b>71</b>	<b>22</b>	<b>49</b>

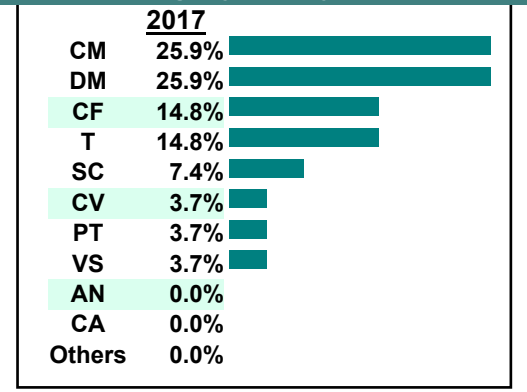
Calendared Filings



% of Filings by Division



% of Filings by Case Type (Top 10)



**CASELOAD STATISTICS OF THE JUVENILE & DOMESTIC RELATIONS COURTS**

**King & Queen**

District: 9

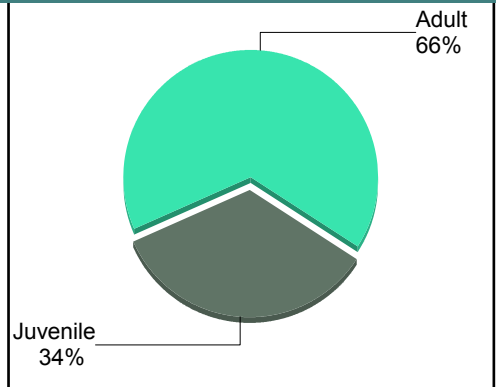
November 2017

		<u>Filings</u>	<u>Hearings</u>	<u>Transactions</u>	<u>Concluded</u>	<u>Cont</u>
<b>Adult</b>						
Capias	CA	0	1	1	0	1
Felony	CF	8	8	8	0	8
Misdemeanor	CM	3	12	12	9	3
Other	OT	3	4	4	4	-
Show Cause	SC	1	4	4	2	2
Civil Support	VS	8	10	10	8	2
<b>Adult Total</b>		<b>23</b>	<b>39</b>	<b>39</b>	<b>23</b>	<b>16</b>
<b>Juvenile</b>						
Abuse or Neglect	AN	1	2	2	0	2
Custody Visitation	CV	4	15	15	7	8
Felony	DF	0	5	5	5	-
Misdemeanor	DM	3	4	4	3	1
Traffic	T	4	6	6	1	5
<b>Juvenile Total</b>		<b>12</b>	<b>32</b>	<b>32</b>	<b>16</b>	<b>16</b>
<b>King &amp; Queen Totals</b>		<b>35</b>	<b>71</b>	<b>71</b>	<b>39</b>	<b>32</b>

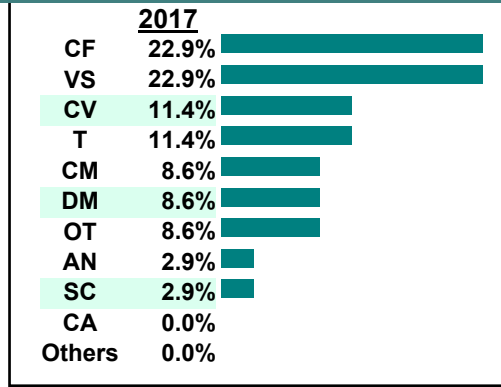
**Calendared Filings**

	<b>M</b>	<b>F</b>
Week 1	■	
Week 2		■
Week 3	■	
Week 4		

**% of Filings by Division**



**% of Filings by Case Type (Top 10)**



CASELOAD STATISTICS OF THE JUVENILE & DOMESTIC RELATIONS COURTS

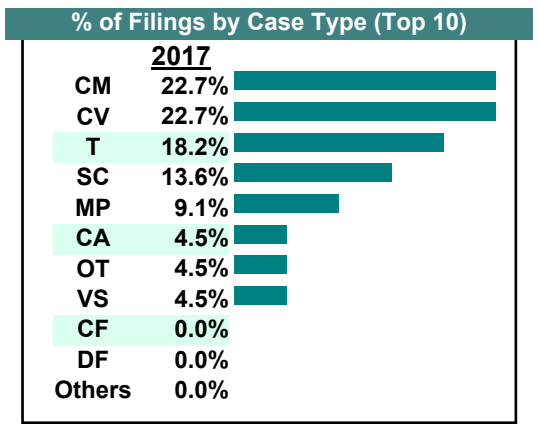
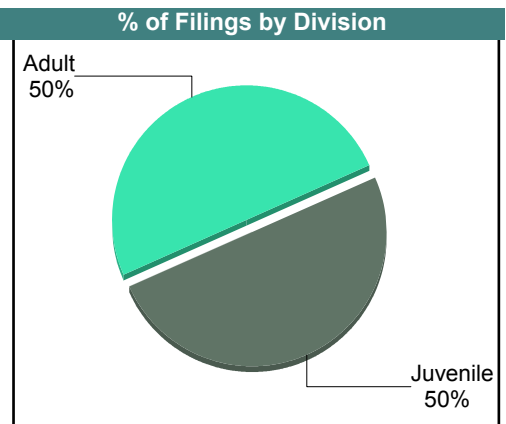
King & Queen

District: 9

October 2017

		Filings	Hearings	Transactions	Concluded	Cont
<b>Adult</b>						
Capias	CA	1	1	1	0	1
Felony	CF	0	11	11	1	10
Misdemeanor	CM	5	13	13	4	9
Other	OT	1	1	1	0	1
Show Cause	SC	3	11	11	6	5
Civil Support	VS	1	5	5	5	-
<b>Adult Total</b>		<b>11</b>	<b>42</b>	<b>42</b>	<b>16</b>	<b>26</b>
<b>Juvenile</b>						
Custody Visitation	CV	5	7	7	4	3
Felony	DF	0	8	8	4	4
Misdemeanor	DM	0	3	3	3	-
Motion - Prot Order	MP	2	2	2	0	2
Traffic	T	4	7	7	3	4
<b>Juvenile Total</b>		<b>11</b>	<b>27</b>	<b>27</b>	<b>14</b>	<b>13</b>
<b>King &amp; Queen Totals</b>		<b>22</b>	<b>69</b>	<b>69</b>	<b>30</b>	<b>39</b>

Calendared Filings			
	M	T	F
Week 1	█	█	█
Week 2	█		



**CASELOAD STATISTICS OF THE JUVENILE & DOMESTIC RELATIONS COURTS**

**King & Queen**

District: 9

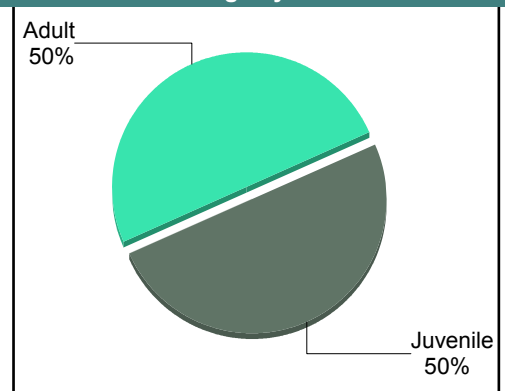
September 2017

		<u>Filings</u>	<u>Hearings</u>	<u>Transactions</u>	<u>Concluded</u>	<u>Cont</u>
<b><u>Adult</u></b>						
Capias	CA	0	2	2	2	-
Felony	CF	3	8	8	0	8
Misdemeanor	CM	5	12	12	7	5
Family Abuse - Prot Order	FP	2	2	2	2	-
Show Cause	SC	7	10	10	3	7
Civil Support	VS	4	9	9	8	1
<b>Adult Total</b>		<b>21</b>	<b>43</b>	<b>43</b>	<b>22</b>	<b>21</b>
<b><u>Juvenile</u></b>						
Custody Visitation	CV	8	13	13	9	4
Felony	DF	5	12	12	0	12
Misdemeanor	DM	4	6	6	2	4
Emancipation	EP	1	1	1	1	-
Traffic	T	3	6	6	5	1
<b>Juvenile Total</b>		<b>21</b>	<b>38</b>	<b>38</b>	<b>17</b>	<b>21</b>
<b>King &amp; Queen Totals</b>		<b>42</b>	<b>81</b>	<b>81</b>	<b>39</b>	<b>42</b>

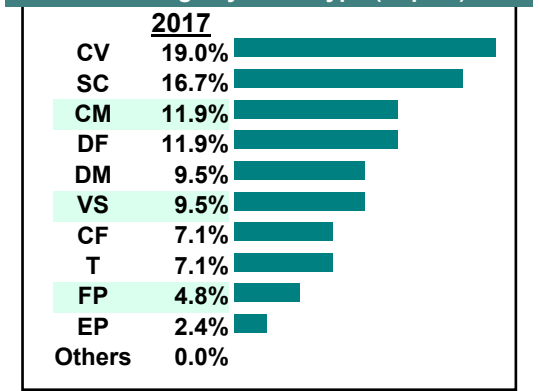
**Calendared Filings**

	<b>M</b>	<b>T</b>	<b>F</b>
Week 1			
Week 2			
Week 3			
Week 4			

**% of Filings by Division**



**% of Filings by Case Type (Top 10)**



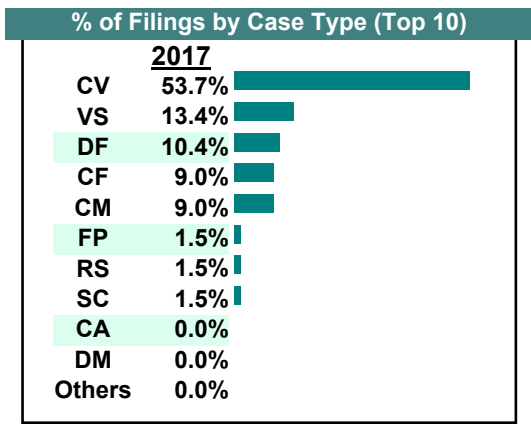
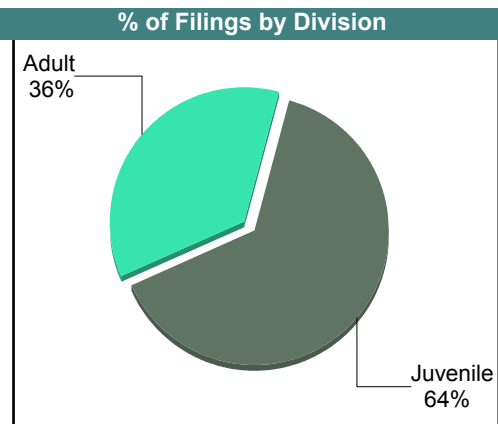

**CASELOAD STATISTICS OF THE JUVENILE & DOMESTIC RELATIONS COURTS**

**King & Queen**

District: 9

August 2017

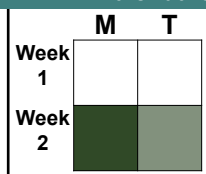
		<u>Filings</u>	<u>Hearings</u>	<u>Transactions</u>	<u>Concluded</u>	<u>Cont</u>
<b>Adult</b>						
Capias	CA	0	1	1	0	1
Felony	CF	6	11	11	5	6
Misdemeanor	CM	6	13	13	3	10
Family Abuse - Prot Order	FP	1	3	3	3	-
Remand Support	RS	1	1	1	1	-
Show Cause	SC	1	2	2	1	1
Civil Support	VS	9	9	9	3	6
<b>Adult Total</b>		<b>24</b>	<b>40</b>	<b>40</b>	<b>16</b>	<b>24</b>
<b>Juvenile</b>						
Custody Visitation	CV	36	48	48	32	16
Felony	DF	7	11	11	2	9
Misdemeanor	DM	0	10	10	7	3
Traffic	T	0	3	3	2	1
<b>Juvenile Total</b>		<b>43</b>	<b>72</b>	<b>72</b>	<b>43</b>	<b>29</b>
<b>King &amp; Queen Totals</b>		<b>67</b>	<b>112</b>	<b>112</b>	<b>59</b>	<b>53</b>



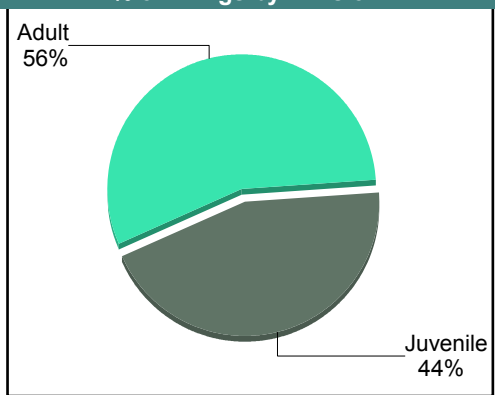
July 2017

		Filings	Hearings	Transactions	Concluded	Cont
<b>Adult</b>						
Capias	CA	1	3	3	1	2
Misdemeanor	CM	7	10	10	2	8
Family Abuse - Prot Order	FP	1	1	1	0	1
Violation of PO	PV	1	1	1	1	-
Show Cause	SC	0	5	5	1	4
Civil Support	VS	5	6	6	3	3
<b>Adult Total</b>		<b>15</b>	<b>26</b>	<b>26</b>	<b>8</b>	<b>18</b>
<b>Juvenile</b>						
Child in Need of Services	CS	1	1	1	1	-
Custody Visitation	CV	6	10	10	10	-
Misdemeanor	DM	2	2	2	0	2
Traffic	T	3	5	6	2	4
<b>Juvenile Total</b>		<b>12</b>	<b>18</b>	<b>19</b>	<b>13</b>	<b>6</b>
<b>King &amp; Queen Totals</b>		<b>27</b>	<b>44</b>	<b>45</b>	<b>21</b>	<b>24</b>

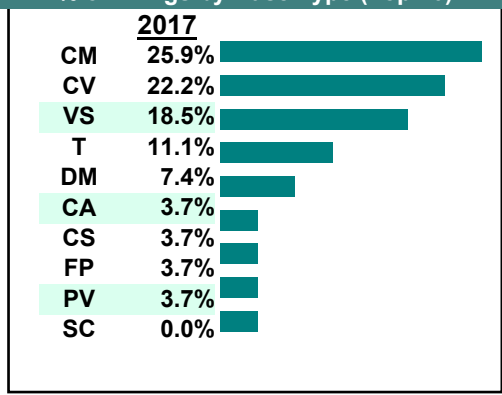
Calendared Filings



% of Filings by Division



% of Filings by Case Type (Top 10)



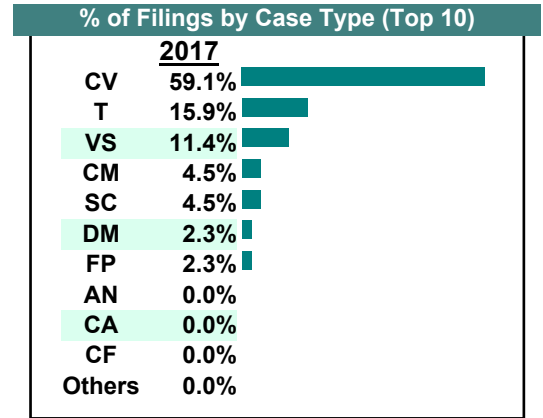
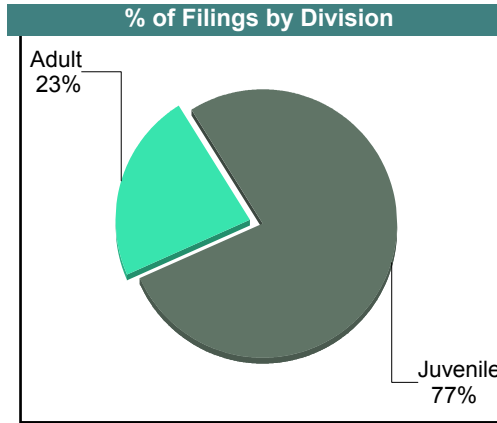
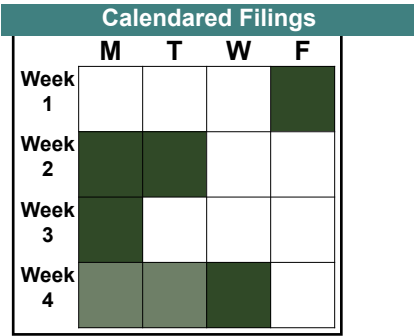
**CASELOAD STATISTICS OF THE JUVENILE & DOMESTIC RELATIONS COURTS**

**King & Queen**

District: 9

June 2017

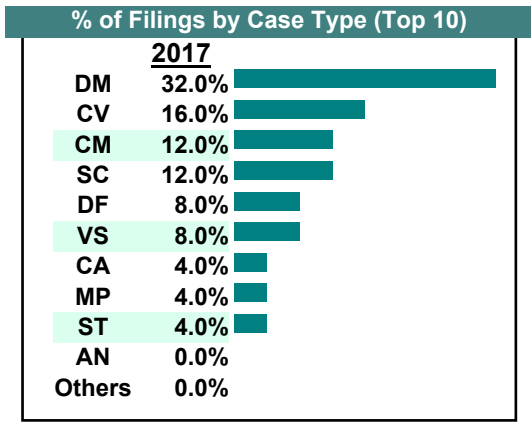
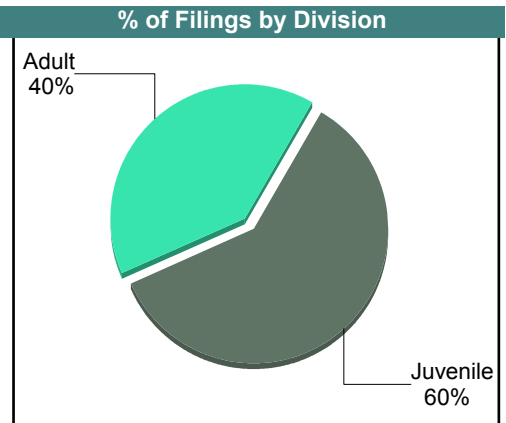
		<u>Filings</u>	<u>Hearings</u>	<u>Transactions</u>	<u>Concluded</u>	<u>Cont</u>
<b><u>Adult</u></b>						
Capias	CA	0	3	3	2	1
Felony	CF	0	2	2	0	2
Misdemeanor	CM	2	5	5	1	4
Family Abuse - Prot Order	FP	1	1	1	0	1
Show Cause	SC	2	8	8	2	6
Civil Support	VS	5	8	8	6	2
<b>Adult Total</b>		<b>10</b>	<b>27</b>	<b>27</b>	<b>11</b>	<b>16</b>
<b><u>Juvenile</u></b>						
Abuse or Neglect	AN	0	1	1	1	-
Custody Visitation	CV	26	30	30	20	10
Felony	DF	0	4	4	0	4
Misdemeanor	DM	1	13	13	2	11
Status	ST	0	1	1	1	-
Traffic	T	7	9	9	2	7
<b>Juvenile Total</b>		<b>34</b>	<b>58</b>	<b>58</b>	<b>26</b>	<b>32</b>
<b>King &amp; Queen Totals</b>		<b>44</b>	<b>85</b>	<b>85</b>	<b>37</b>	<b>48</b>





		<u>Filings</u>	<u>Hearings</u>	<u>Transactions</u>	<u>Concluded</u>	<u>Cont</u>
<b>Adult</b>						
Capias	CA	1	4	4	1	3
Felony	CF	0	5	5	5	-
Misdemeanor	CM	3	7	7	3	4
Motion - Prot Order	MP	1	1	1	1	-
Show Cause	SC	3	5	5	0	5
Civil Support	VS	2	2	2	1	1
<b>Adult Total</b>		<b>10</b>	<b>24</b>	<b>24</b>	<b>11</b>	<b>13</b>
<b>Juvenile</b>						
Abuse or Neglect	AN	0	1	1	0	1
Custody Visitation	CV	4	9	9	4	5
Felony	DF	2	12	12	3	9
Misdemeanor	DM	8	16	16	3	13
Petition	PT	0	2	2	2	-
Status	ST	1	1	1	0	1
<b>Juvenile Total</b>		<b>15</b>	<b>41</b>	<b>41</b>	<b>12</b>	<b>29</b>
<b>King &amp; Queen Totals</b>		<b>25</b>	<b>65</b>	<b>65</b>	<b>23</b>	<b>42</b>

Calendared Filings				
	M	T	R	F
Week 1	■	■		
Week 2	■		■	
Week 3	■			
Week 4				



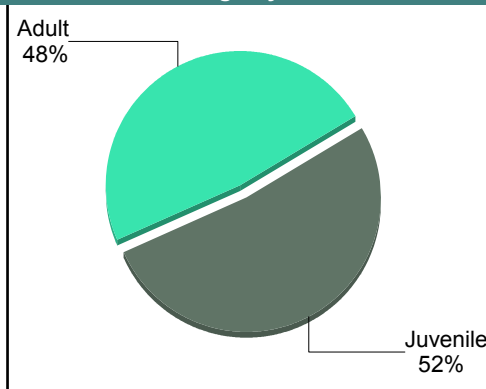
April 2017

		<u>Filings</u>	<u>Hearings</u>	<u>Transactions</u>	<u>Concluded</u>	<u>Cont</u>
<b>Adult</b>						
Non-Family Abuse Prot Order	AP	1	1	1	1	-
Capias	CA	1	3	3	1	2
Felony	CF	2	11	11	1	10
Misdemeanor	CM	3	8	8	2	6
Show Cause	SC	0	11	11	8	3
Civil Support	VS	5	7	7	6	1
<b>Adult Total</b>		<b>12</b>	<b>41</b>	<b>41</b>	<b>19</b>	<b>22</b>
<b>Juvenile</b>						
Abuse or Neglect	AN	1	1	1	0	1
Custody Visitation	CV	8	12	12	10	2
Felony	DF	0	5	5	1	4
Misdemeanor	DM	0	3	3	2	1
Foster Care Review	FC	2	2	2	2	-
Petition	PT	1	1	1	1	-
Traffic	T	1	4	4	3	1
<b>Juvenile Total</b>		<b>13</b>	<b>28</b>	<b>28</b>	<b>19</b>	<b>9</b>
<b>King &amp; Queen Totals</b>		<b>25</b>	<b>69</b>	<b>69</b>	<b>38</b>	<b>31</b>

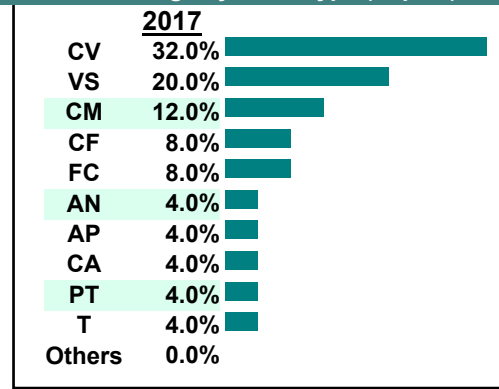
Calendared Filings

	<b>M</b>	<b>F</b>
Week 1	█	█
Week 2	█	█
Week 3	█	█

% of Filings by Division



% of Filings by Case Type (Top 10)



CASELOAD STATISTICS OF THE JUVENILE & DOMESTIC RELATIONS COURTS

King & Queen

District: 9

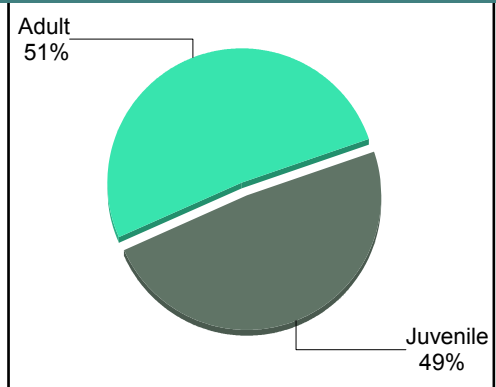
March 2017

		<u>Filings</u>	<u>Hearings</u>	<u>Transactions</u>	<u>Concluded</u>	<u>Cont</u>
<b>Adult</b>						
Capias	CA	1	2	2	0	2
Felony	CF	3	6	6	1	5
Misdemeanor	CM	1	12	12	5	7
Show Cause	SC	6	10	10	2	8
SL/Other	SL	1	1	1	1	-
Civil Support	VS	6	11	11	8	3
<b>Adult Total</b>		<b>18</b>	<b>42</b>	<b>42</b>	<b>17</b>	<b>25</b>
<b>Juvenile</b>						
Custody Visitation	CV	3	5	5	3	2
Felony	DF	1	13	13	8	5
Misdemeanor	DM	8	11	11	3	8
Petition	PT	2	3	3	1	2
Traffic	T	3	5	6	3	3
<b>Juvenile Total</b>		<b>17</b>	<b>37</b>	<b>38</b>	<b>18</b>	<b>20</b>
<b>King &amp; Queen Totals</b>		<b>35</b>	<b>79</b>	<b>80</b>	<b>35</b>	<b>45</b>

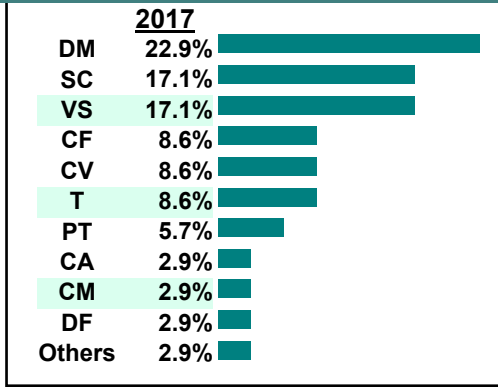
Calendared Filings

	M	T	F
Week 1	■	■	
Week 2			■
Week 3	■		

% of Filings by Division



% of Filings by Case Type (Top 10)



**CASELOAD STATISTICS OF THE JUVENILE & DOMESTIC RELATIONS COURTS**

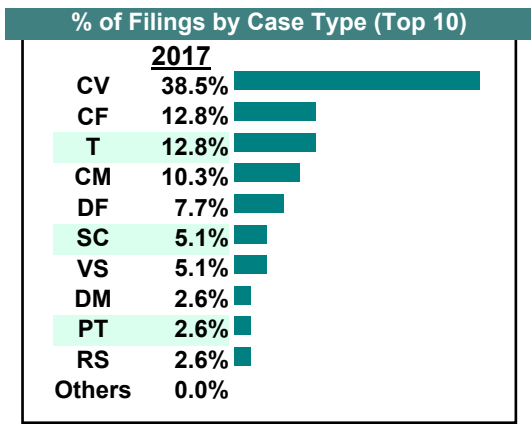
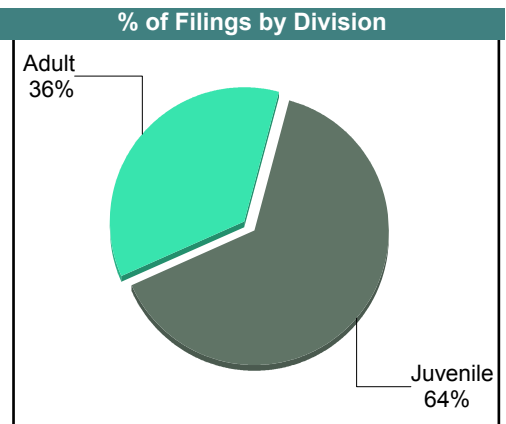
**King & Queen**

District: 9

February 2017

		<u>Filings</u>	<u>Hearings</u>	<u>Transactions</u>	<u>Concluded</u>	<u>Cont</u>
<b><u>Adult</u></b>						
Capias	CA	0	1	1	0	1
Felony	CF	5	9	9	0	9
Misdemeanor	CM	4	8	8	1	7
Remand Support	RS	1	1	1	1	-
Show Cause	SC	2	4	4	2	2
Civil Support	VS	2	2	2	2	-
<b>Adult Total</b>		<b>14</b>	<b>25</b>	<b>25</b>	<b>6</b>	<b>19</b>
<b><u>Juvenile</u></b>						
Custody Visitation	CV	15	21	21	17	4
Felony	DF	3	9	9	0	9
Misdemeanor	DM	1	7	7	4	3
Petition	PT	1	1	1	1	-
Traffic	T	5	9	9	9	-
<b>Juvenile Total</b>		<b>25</b>	<b>47</b>	<b>47</b>	<b>31</b>	<b>16</b>
<b>King &amp; Queen Totals</b>		<b>39</b>	<b>72</b>	<b>72</b>	<b>37</b>	<b>35</b>

Calendared Filings					
	M	T	W	R	F
Week 1					
Week 2					
Week 3					
Week 4					



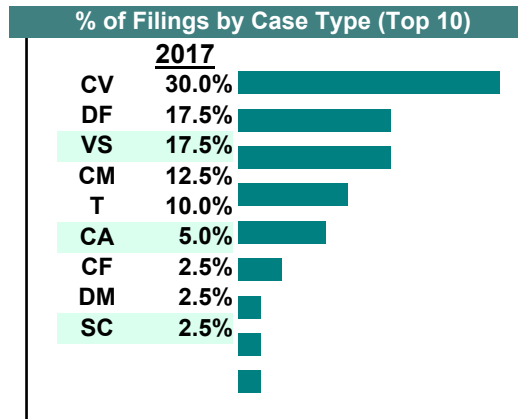
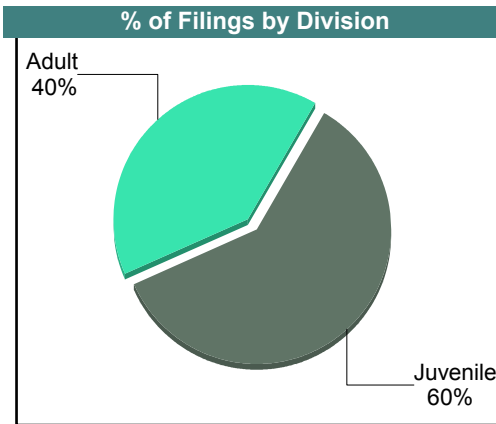
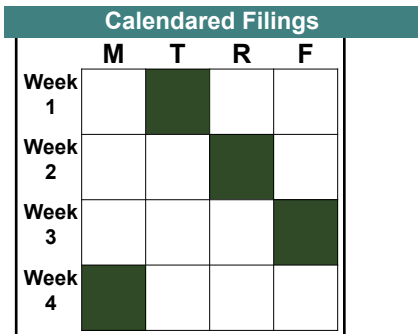
**CASELOAD STATISTICS OF THE JUVENILE & DOMESTIC RELATIONS COURTS**

**King & Queen**

District: 9

January 2017

		<u>Filings</u>	<u>Hearings</u>	<u>Transactions</u>	<u>Concluded</u>	<u>Cont</u>
<b><u>Adult</u></b>						
Capias	CA	2	3	3	1	2
Felony	CF	1	16	16	15	1
Misdemeanor	CM	5	8	8	3	5
Show Cause	SC	1	5	5	0	5
Civil Support	VS	7	8	8	6	2
<b>Adult Total</b>		<b>16</b>	<b>40</b>	<b>40</b>	<b>25</b>	<b>15</b>
<b><u>Juvenile</u></b>						
Custody Visitation	CV	12	14	14	14	-
Felony	DF	7	21	21	0	21
Misdemeanor	DM	1	2	2	2	-
Show Cause	SC	0	1	1	1	-
Traffic	T	4	5	5	1	4
<b>Juvenile Total</b>		<b>24</b>	<b>43</b>	<b>43</b>	<b>18</b>	<b>25</b>
<b>King &amp; Queen Totals</b>		<b>40</b>	<b>83</b>	<b>83</b>	<b>43</b>	<b>40</b>



**CASELOAD STATISTICS OF THE JUVENILE & DOMESTIC RELATIONS COURTS**

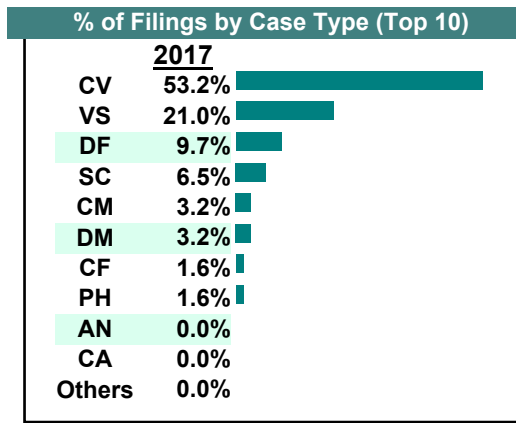
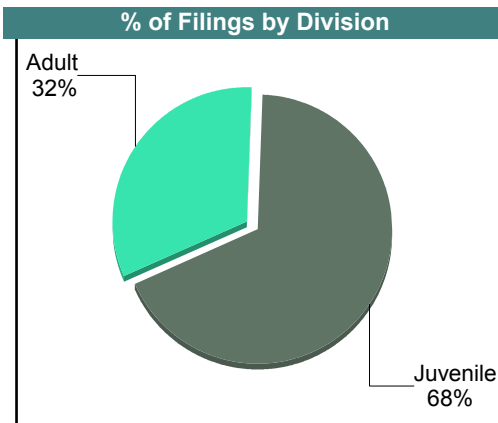
**King William**

District: 9

December 2017

		<u>Filings</u>	<u>Hearings</u>	<u>Transactions</u>	<u>Concluded</u>	<u>Cont</u>
<b><u>Adult</u></b>						
Capias	CA	0	2	2	2	-
Felony	CF	1	3	3	0	3
Misdemeanor	CM	2	15	15	5	10
Family Abuse - Prot Order	FP	0	1	1	0	1
Show Cause	SC	4	12	12	8	4
Civil Support	VS	13	21	21	8	13
<b>Adult Total</b>		<b>20</b>	<b>54</b>	<b>54</b>	<b>23</b>	<b>31</b>
<b><u>Juvenile</u></b>						
Abuse or Neglect	AN	0	1	1	1	-
Custody Visitation	CV	33	53	53	22	31
Felony	DF	6	20	20	1	19
Misdemeanor	DM	2	12	12	2	10
Emancipation	EP	0	1	1	1	-
Permanency	PH	1	1	1	1	-
Traffic	T	0	1	1	0	1
<b>Juvenile Total</b>		<b>42</b>	<b>89</b>	<b>89</b>	<b>28</b>	<b>61</b>
<b>King William Totals</b>		<b>62</b>	<b>143</b>	<b>143</b>	<b>51</b>	<b>92</b>

Calendared Filings				
	M	T	W	R
Week 1				
Week 2				
Week 3				



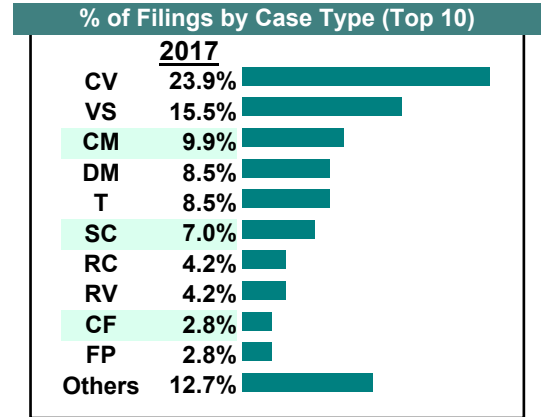
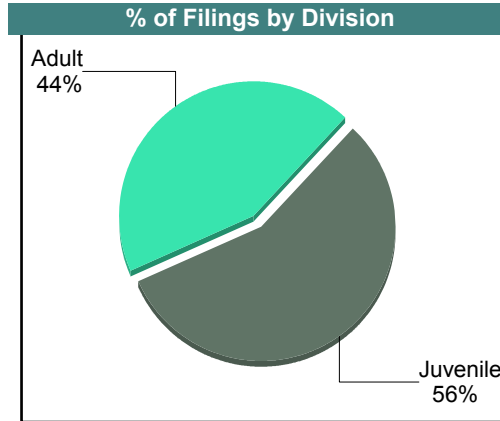

**CASELOAD STATISTICS OF THE JUVENILE & DOMESTIC RELATIONS COURTS**

**King William**

District: 9

November 2017

		<u>Filings</u>	<u>Hearings</u>	<u>Transactions</u>	<u>Concluded</u>	<u>Cont</u>
<b><u>Adult</u></b>						
Capias	CA	1	9	9	4	5
Felony	CF	2	6	6	4	2
Misdemeanor	CM	7	17	17	8	9
Family Abuse - Prot Order	FP	2	3	3	2	1
Remand Support	RS	2	2	2	2	-
Show Cause	SC	5	16	16	6	10
SL/Other	SL	1	1	1	1	-
Civil Support	VS	11	18	18	12	6
<b>Adult Total</b>		<b>31</b>	<b>72</b>	<b>72</b>	<b>39</b>	<b>33</b>
<b><u>Juvenile</u></b>						
Abuse or Neglect	AN	0	1	1	0	1
Child in Need of Services	CS	1	1	1	0	1
Custody Visitation	CV	17	31	31	17	14
Felony	DF	0	2	2	1	1
Misdemeanor	DM	6	13	13	2	11
Entrustment	ET	1	1	1	1	-
Foster Care Review	FC	1	1	1	1	-
Remand Custody	RC	3	3	3	3	-
Remand Visitation	RV	3	3	3	3	-
Traffic	T	6	4	6	2	4
Truancy	TR	2	2	2	0	2
<b>Juvenile Total</b>		<b>40</b>	<b>62</b>	<b>64</b>	<b>30</b>	<b>34</b>
<b>King William Totals</b>		<b>71</b>	<b>134</b>	<b>136</b>	<b>69</b>	<b>67</b>



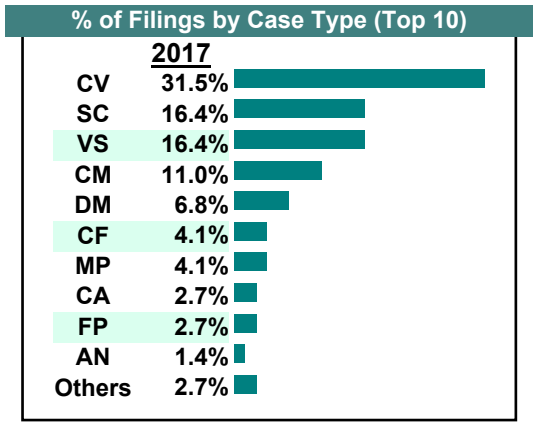
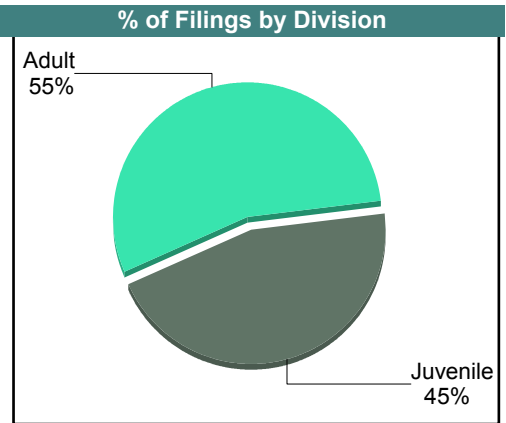

CASELOAD STATISTICS OF THE JUVENILE & DOMESTIC RELATIONS COURTS

October 2017

King William

District: 9

		<u>Filings</u>	<u>Hearings</u>	<u>Transactions</u>	<u>Concluded</u>	<u>Cont</u>
<b>Adult</b>						
Capias	CA	2	4	4	3	1
Felony	CF	3	6	6	0	6
Misdemeanor	CM	8	17	17	6	11
Family Abuse - Prot Order	FP	2	2	2	1	1
Motion - Prot Order	MP	1	1	1	1	-
Show Cause	SC	12	23	23	11	12
Civil Support	VS	12	18	18	13	5
<b>Adult Total</b>		<b>40</b>	<b>71</b>	<b>71</b>	<b>35</b>	<b>36</b>
<b>Juvenile</b>						
Abuse or Neglect	AN	1	2	2	0	2
Custody Visitation	CV	23	44	44	29	15
Felony	DF	1	9	9	4	5
Misdemeanor	DM	5	15	15	3	12
Motion - Prot Order	MP	2	2	2	2	-
Traffic	T	1	3	3	3	-
<b>Juvenile Total</b>		<b>33</b>	<b>75</b>	<b>75</b>	<b>41</b>	<b>34</b>
<b>King William Totals</b>		<b>73</b>	<b>146</b>	<b>146</b>	<b>76</b>	<b>70</b>





**CASELOAD STATISTICS OF THE JUVENILE & DOMESTIC RELATIONS COURTS**

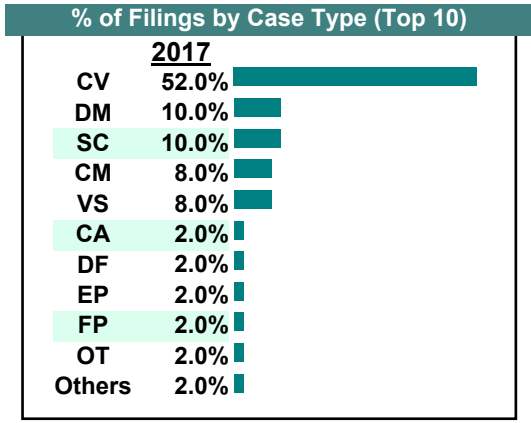
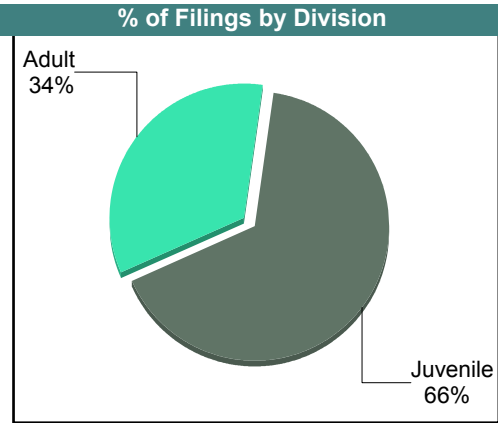
September 2017

**King William**

District: 9

		<u>Filings</u>	<u>Hearings</u>	<u>Transactions</u>	<u>Concluded</u>	<u>Cont</u>
<b><u>Adult</u></b>						
Capias	CA	1	4	4	1	3
Felony	CF	0	3	3	3	-
Misdemeanor	CM	4	20	20	8	12
Family Abuse - Prot Order	FP	1	3	3	2	1
Other	OT	1	1	1	1	-
Remand Support	RS	1	1	1	1	-
Show Cause	SC	5	9	9	4	5
Civil Support	VS	4	14	14	9	5
<b>Adult Total</b>		<b>17</b>	<b>55</b>	<b>55</b>	<b>29</b>	<b>26</b>
<b><u>Juvenile</u></b>						
Custody Visitation	CV	26	45	45	25	20
Felony	DF	1	5	5	1	4
Misdemeanor	DM	5	7	7	0	7
Emancipation	EP	1	1	1	0	1
Petition	PT	0	1	1	1	-
Traffic	T	0	4	4	3	1
<b>Juvenile Total</b>		<b>33</b>	<b>63</b>	<b>63</b>	<b>30</b>	<b>33</b>
<b>King William Totals</b>		<b>50</b>	<b>118</b>	<b>118</b>	<b>59</b>	<b>59</b>

<b>Calendared Filings</b>				
	<b>M</b>	<b>T</b>	<b>R</b>	<b>F</b>
Week 1			■	■
Week 2	■			■
Week 3	■	■		
Week 4	■		■	■



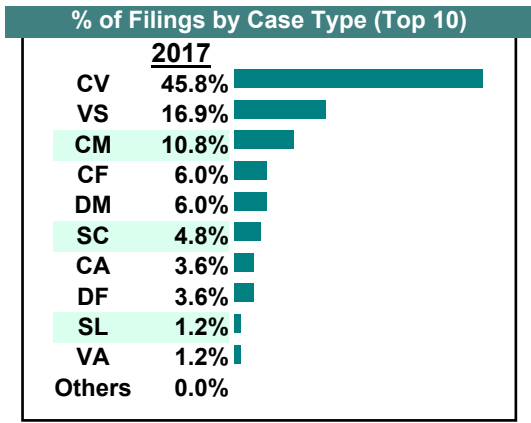
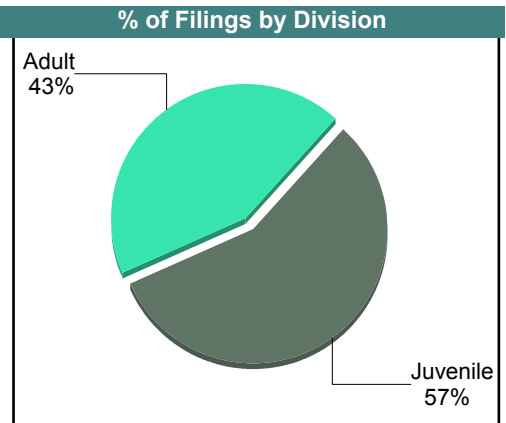
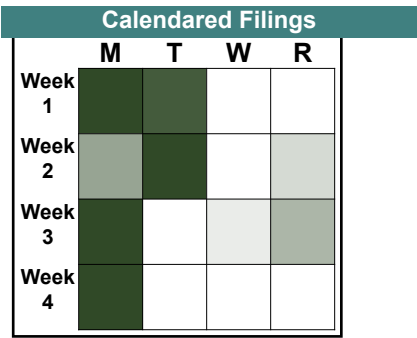
**CASELOAD STATISTICS OF THE JUVENILE & DOMESTIC RELATIONS COURTS**

**King William**

District: 9

August 2017

		<u>Filings</u>	<u>Hearings</u>	<u>Transactions</u>	<u>Concluded</u>	<u>Cont</u>
<b><u>Adult</u></b>						
Capias	CA	3	8	8	1	7
Felony	CF	5	9	9	2	7
Misdemeanor	CM	9	21	21	5	16
Show Cause	SC	4	17	17	8	9
SL/Other	SL	1	1	1	1	-
Civil Support	VS	14	20	20	14	6
<b>Adult Total</b>		<b>36</b>	<b>76</b>	<b>76</b>	<b>31</b>	<b>45</b>
<b><u>Juvenile</u></b>						
Capias	CA	0	1	1	1	-
Custody Visitation	CV	38	55	55	18	37
Felony	DF	3	11	11	1	10
Misdemeanor	DM	5	10	11	6	5
Traffic	T	0	2	2	2	-
Voluntary Continuing Services Agreement	VA	1	1	1	1	-
<b>Juvenile Total</b>		<b>47</b>	<b>80</b>	<b>81</b>	<b>29</b>	<b>52</b>
<b>King William Totals</b>		<b>83</b>	<b>156</b>	<b>157</b>	<b>60</b>	<b>97</b>



**CASELOAD STATISTICS OF THE JUVENILE & DOMESTIC RELATIONS COURTS**

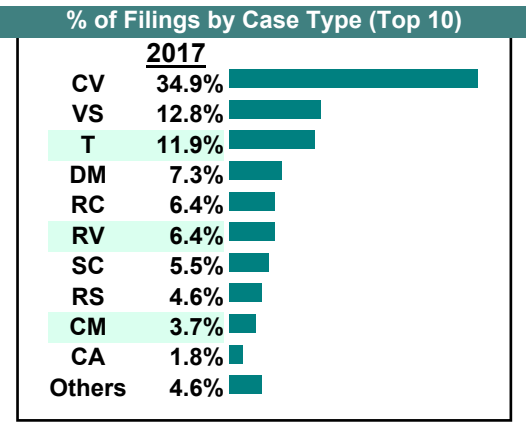
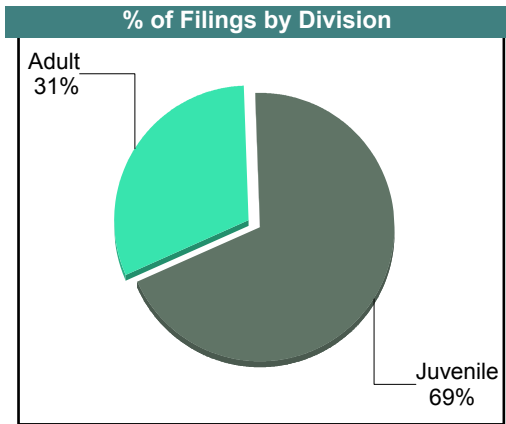
**King William**

District: 9

July 2017

		<u>Filings</u>	<u>Hearings</u>	<u>Transactions</u>	<u>Concluded</u>	<u>Cont</u>
<b>Adult</b>						
Capias	CA	2	6	6	2	4
Felony	CF	1	2	2	1	1
Misdemeanor	CM	4	13	13	5	8
Family Abuse - Prot Order	FP	1	3	3	2	1
Motion - Prot Order	MP	1	1	1	1	-
Remand Support	RS	5	5	5	5	-
Show Cause	SC	6	20	20	9	11
Civil Support	VS	14	20	20	14	6
<b>Adult Total</b>		<b>34</b>	<b>70</b>	<b>70</b>	<b>39</b>	<b>31</b>
<b>Juvenile</b>						
Custody Visitation	CV	38	63	63	42	21
Felony	DF	1	3	3	0	3
Misdemeanor	DM	8	14	14	5	9
Permanency	PH	1	1	1	1	-
Remand Custody	RC	7	7	7	7	-
Remand Visitation	RV	7	7	7	7	-
Traffic	T	13	14	17	8	9
<b>Juvenile Total</b>		<b>75</b>	<b>109</b>	<b>112</b>	<b>70</b>	<b>42</b>
<b>King William Totals</b>		<b>109</b>	<b>179</b>	<b>182</b>	<b>109</b>	<b>73</b>

	M	T	W	R	F
Week 1				■	
Week 2	■				
Week 3	■	■			
Week 4	■		■		■
Week 5	■				



**CASELOAD STATISTICS OF THE JUVENILE & DOMESTIC RELATIONS COURTS**

June 2017

**King William**

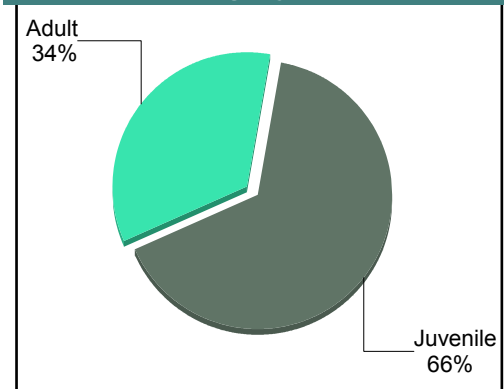
District: 9

		<u>Filings</u>	<u>Hearings</u>	<u>Transactions</u>	<u>Concluded</u>	<u>Cont</u>
<b>Adult</b>						
Non-Family Abuse Prot Order	AP	1	1	1	1	-
Capias	CA	0	4	4	3	1
Felony	CF	1	3	3	2	1
Misdemeanor	CM	5	18	18	4	14
Family Abuse - Prot Order	FP	3	3	3	1	2
Other	OT	1	1	1	1	-
Show Cause	SC	7	22	22	10	12
SL/Other	SL	1	1	1	1	-
Civil Support	VS	2	19	19	6	13
<b>Adult Total</b>		<b>21</b>	<b>72</b>	<b>72</b>	<b>29</b>	<b>43</b>
<b>Juvenile</b>						
Capias	CA	1	2	2	0	2
Custody Visitation	CV	32	50	50	28	22
Felony	DF	0	7	7	7	-
Misdemeanor	DM	1	8	8	4	4
Permanency	PH	1	1	1	1	-
Petition	PT	0	1	1	0	1
Show Cause	SC	0	2	2	2	-
Traffic	T	5	6	8	5	3
Truancy	TR	0	1	1	1	-
<b>Juvenile Total</b>		<b>40</b>	<b>78</b>	<b>80</b>	<b>48</b>	<b>32</b>
<b>King William Totals</b>		<b>61</b>	<b>150</b>	<b>152</b>	<b>77</b>	<b>75</b>

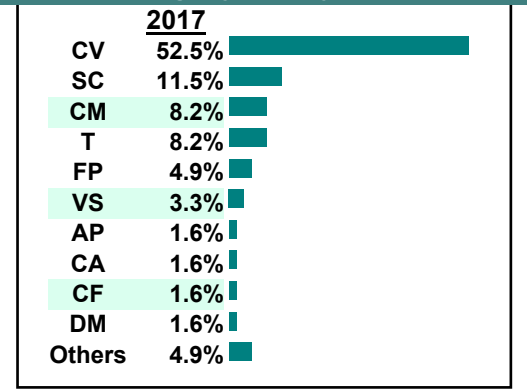
**Calendared Filings**

	<b>M</b>	<b>T</b>	<b>W</b>	<b>R</b>
Week 1				
Week 2				
Week 3				
Week 4				
Week 5				

**% of Filings by Division**



**% of Filings by Case Type (Top 10)**



**CASELOAD STATISTICS OF THE JUVENILE & DOMESTIC RELATIONS COURTS**

**King William**

District: 9

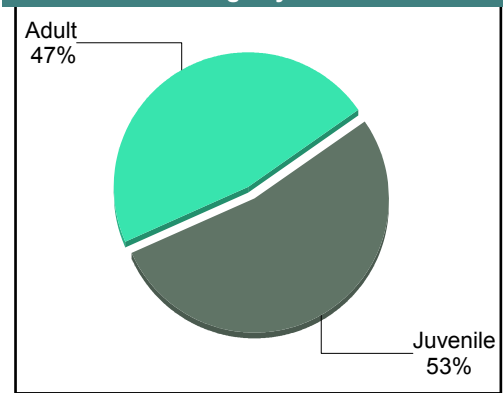
May 2017

		<u>Filings</u>	<u>Hearings</u>	<u>Transactions</u>	<u>Concluded</u>	<u>Cont</u>
<b>Adult</b>						
Capias	CA	3	9	9	4	5
Felony	CF	0	4	4	2	2
Misdemeanor	CM	7	22	22	7	15
Remand Support	RS	1	1	1	1	-
Show Cause	SC	12	26	26	13	13
Civil Support	VS	7	11	11	7	4
<b>Adult Total</b>		<b>30</b>	<b>73</b>	<b>73</b>	<b>34</b>	<b>39</b>
<b>Juvenile</b>						
Custody Visitation	CV	17	52	52	35	17
Felony	DF	0	13	13	7	6
Misdemeanor	DM	1	4	4	1	3
Entrustment	ET	1	1	1	1	-
Initial Foster Care	IF	1	1	1	1	-
Permanency	PH	1	1	1	1	-
Petition	PT	0	1	1	1	-
Remand Custody	RC	3	3	3	3	-
Remand Visitation	RV	3	3	3	3	-
Show Cause	SC	0	1	1	1	-
Traffic	T	6	7	8	3	5
Truancy	TR	1	2	2	1	1
<b>Juvenile Total</b>		<b>34</b>	<b>89</b>	<b>90</b>	<b>58</b>	<b>32</b>
<b>King William Totals</b>		<b>64</b>	<b>162</b>	<b>163</b>	<b>92</b>	<b>71</b>

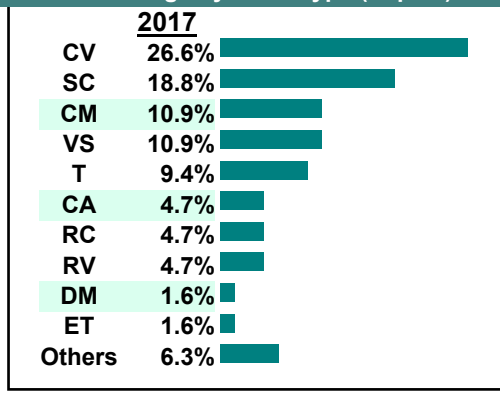
**Calendared Filings**

	<b>M</b>	<b>T</b>	<b>W</b>
Week 1	■		■
Week 2	■	■	
Week 3	■		
Week 4			■

**% of Filings by Division**

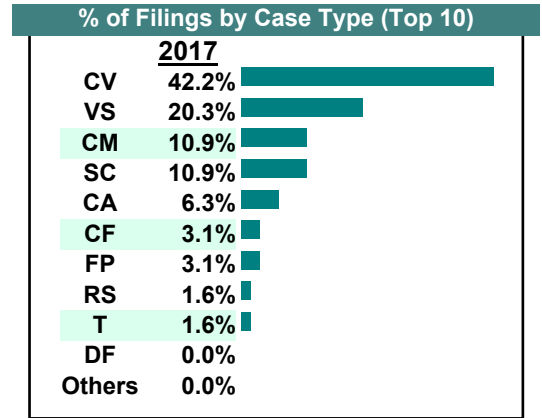
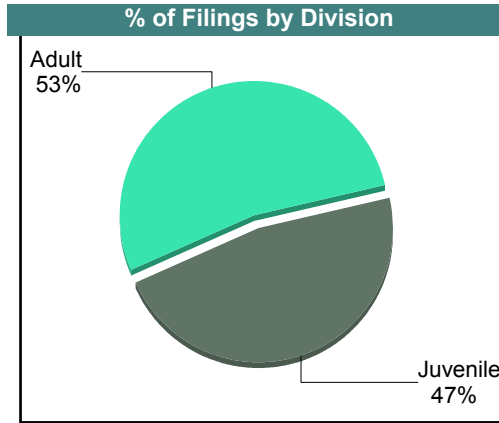
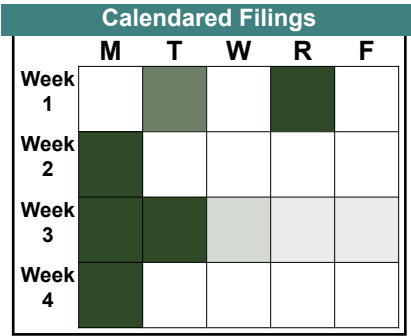


**% of Filings by Case Type (Top 10)**



April 2017

		<u>Filings</u>	<u>Hearings</u>	<u>Transactions</u>	<u>Concluded</u>	<u>Cont</u>
<b>Adult</b>						
Capias	CA	4	7	7	0	7
Felony	CF	2	8	8	2	6
Misdemeanor	CM	7	14	14	4	10
Family Abuse - Prot Order	FP	2	3	3	2	1
Remand Support	RS	1	1	1	1	-
Show Cause	SC	5	10	10	2	8
Civil Support	VS	13	19	19	8	11
<b>Adult Total</b>		<b>34</b>	<b>62</b>	<b>62</b>	<b>19</b>	<b>43</b>
<b>Juvenile</b>						
Custody Visitation	CV	27	42	42	25	17
Felony	DF	0	10	10	0	10
Misdemeanor	DM	0	2	2	0	2
Show Cause	SC	2	2	2	0	2
Traffic	T	1	5	5	3	2
<b>Juvenile Total</b>		<b>30</b>	<b>61</b>	<b>61</b>	<b>28</b>	<b>33</b>
<b>King William Totals</b>		<b>64</b>	<b>123</b>	<b>123</b>	<b>47</b>	<b>76</b>



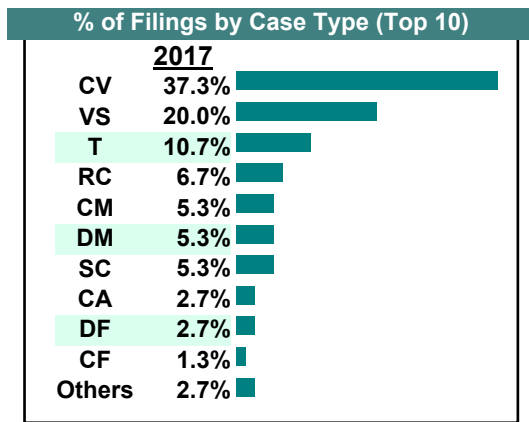
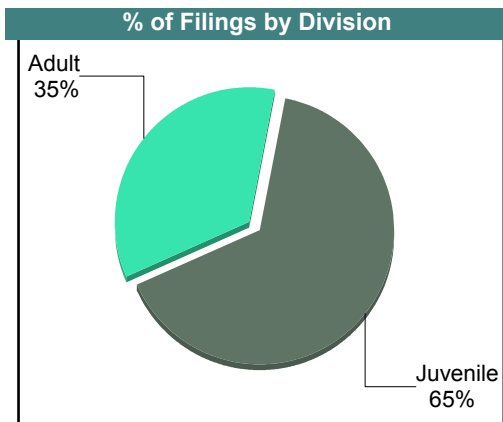

**CASELOAD STATISTICS OF THE JUVENILE & DOMESTIC RELATIONS COURTS**

**King William**

District: 9

March 2017

		<u>Filings</u>	<u>Hearings</u>	<u>Transactions</u>	<u>Concluded</u>	<u>Cont</u>
<b><u>Adult</u></b>						
Capias	CA	2	6	6	3	3
Felony	CF	1	5	5	2	3
Misdemeanor	CM	4	22	22	15	7
Remand Support	RS	1	1	1	1	-
Show Cause	SC	3	12	12	4	8
Civil Support	VS	15	25	25	10	15
<b>Adult Total</b>		<b>26</b>	<b>71</b>	<b>71</b>	<b>35</b>	<b>36</b>
<b><u>Juvenile</u></b>						
Custody Relief	CR	0	1	1	1	-
Child in Need of Services	CS	0	1	1	1	-
Custody Visitation	CV	28	57	57	25	32
Felony	DF	2	30	30	8	22
Misdemeanor	DM	4	20	20	15	5
Initial Foster Care	IF	1	1	1	1	-
Petition	PT	0	1	1	0	1
Remand Custody	RC	5	5	5	5	-
Show Cause	SC	1	1	1	0	1
Traffic	T	8	8	10	6	4
Truancy	TR	0	2	2	0	2
<b>Juvenile Total</b>		<b>49</b>	<b>127</b>	<b>129</b>	<b>62</b>	<b>67</b>
<b>King William Totals</b>		<b>75</b>	<b>198</b>	<b>200</b>	<b>97</b>	<b>103</b>



**CASELOAD STATISTICS OF THE JUVENILE & DOMESTIC RELATIONS COURTS**

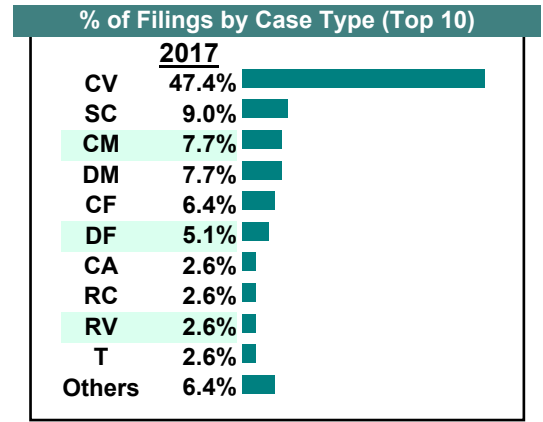
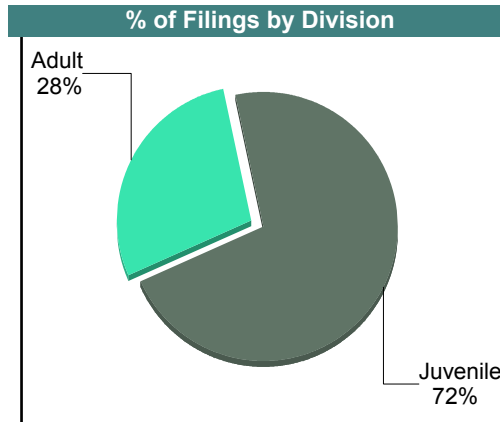
February 2017

**King William**

District: 9

		<u>Filings</u>	<u>Hearings</u>	<u>Transactions</u>	<u>Concluded</u>	<u>Cont</u>
<b><u>Adult</u></b>						
Capias	CA	2	4	4	1	3
Felony	CF	5	6	6	1	5
Misdemeanor	CM	6	22	22	9	13
Remand Support	RS	1	1	1	1	-
Show Cause	SC	7	13	13	2	11
Civil Support	VS	1	1	1	1	-
<b>Adult Total</b>		<b>22</b>	<b>47</b>	<b>47</b>	<b>15</b>	<b>32</b>
<b><u>Juvenile</u></b>						
Custody Relief	CR	1	1	1	0	1
Child in Need of Services	CS	1	1	1	0	1
Custody Visitation	CV	37	55	55	43	12
Felony	DF	4	16	16	0	16
Misdemeanor	DM	6	13	13	4	9
Petition	PT	1	1	1	0	1
Remand Custody	RC	2	2	2	2	-
Remand Visitation	RV	2	2	2	2	-
Status	ST	0	1	1	1	-
Traffic	T	2	3	3	2	1
<b>Juvenile Total</b>		<b>56</b>	<b>95</b>	<b>95</b>	<b>54</b>	<b>41</b>
<b>King William Totals</b>		<b>78</b>	<b>142</b>	<b>142</b>	<b>69</b>	<b>73</b>

<b>Calendared Filings</b>					
	<b>M</b>	<b>T</b>	<b>W</b>	<b>R</b>	<b>F</b>
Week 1					
Week 2					
Week 3					
Week 4					





CASELOAD STATISTICS OF THE JUVENILE & DOMESTIC RELATIONS COURTS

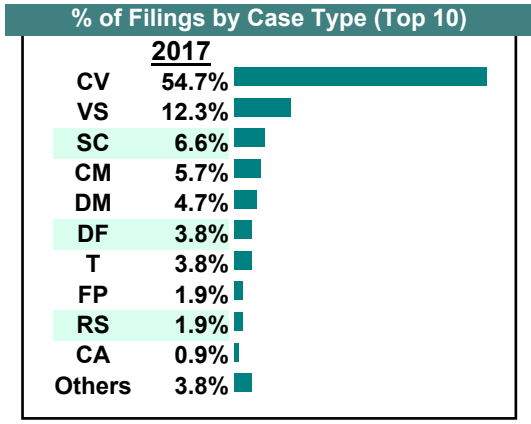
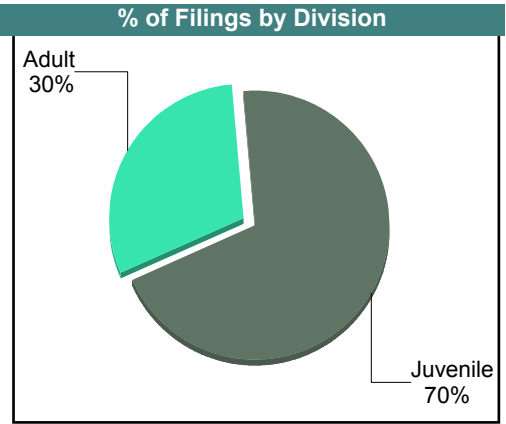
King William

District: 9

January 2017

		Filings	Hearings	Transactions	Concluded	Cont
<b>Adult</b>						
Capias	CA	1	8	8	2	6
Felony	CF	1	8	8	8	-
Misdemeanor	CM	6	23	23	15	8
Family Abuse - Prot Order	FP	2	4	4	3	1
Remand Support	RS	2	2	2	2	-
Show Cause	SC	7	21	21	2	19
Civil Support	VS	13	18	18	13	5
<b>Adult Total</b>		<b>32</b>	<b>84</b>	<b>84</b>	<b>45</b>	<b>39</b>
<b>Juvenile</b>						
Custody Visitation	CV	58	69	69	33	36
Felony	DF	4	36	36	5	31
Misdemeanor	DM	5	26	28	14	14
Permanency	PH	1	1	1	1	-
Remand Custody	RC	1	1	1	1	-
Status	ST	0	1	1	0	1
Traffic	T	4	7	8	5	3
Truancy	TR	1	2	2	0	2
<b>Juvenile Total</b>		<b>74</b>	<b>143</b>	<b>146</b>	<b>59</b>	<b>87</b>
<b>King William Totals</b>		<b>106</b>	<b>227</b>	<b>230</b>	<b>104</b>	<b>126</b>

Calendared Filings				
	M	T	W	R
Week 1				
Week 2				
Week 3				
Week 4				
Week 5				



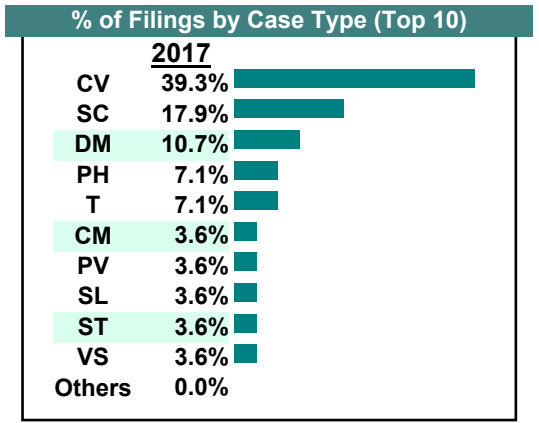
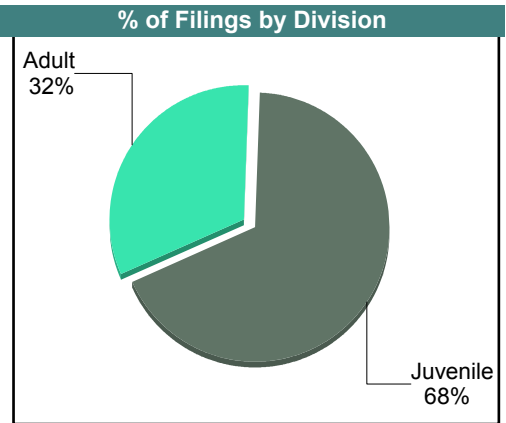
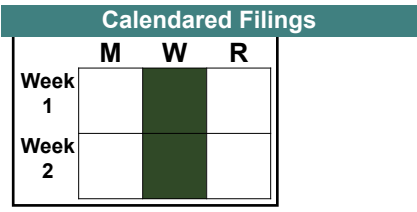
**CASELOAD STATISTICS OF THE JUVENILE & DOMESTIC RELATIONS COURTS**

December 2017

**Mathews**

District: 9

		<u>Filings</u>	<u>Hearings</u>	<u>Transactions</u>	<u>Concluded</u>	<u>Cont</u>
<b><u>Adult</u></b>						
Misdemeanor	CM	1	4	4	3	1
Violation of PO	PV	1	1	1	1	-
Show Cause	SC	5	11	11	2	9
SL/Other	SL	1	4	4	1	3
Civil Support	VS	1	4	4	1	3
<b>Adult Total</b>		<b>9</b>	<b>24</b>	<b>24</b>	<b>8</b>	<b>16</b>
<b><u>Juvenile</u></b>						
Abuse or Neglect	AN	0	2	2	2	-
Child in Need of Services	CS	0	1	1	0	1
Custody Visitation	CV	11	32	32	15	17
Felony	DF	0	4	4	3	1
Misdemeanor	DM	3	5	5	1	4
Permanency	PH	2	2	2	2	-
Status	ST	1	2	2	0	2
Traffic	T	2	7	7	3	4
<b>Juvenile Total</b>		<b>19</b>	<b>55</b>	<b>55</b>	<b>26</b>	<b>29</b>
<b>Mathews Totals</b>		<b>28</b>	<b>79</b>	<b>79</b>	<b>34</b>	<b>45</b>



**CASELOAD STATISTICS OF THE JUVENILE & DOMESTIC RELATIONS COURTS**

November 2017

**Mathews**

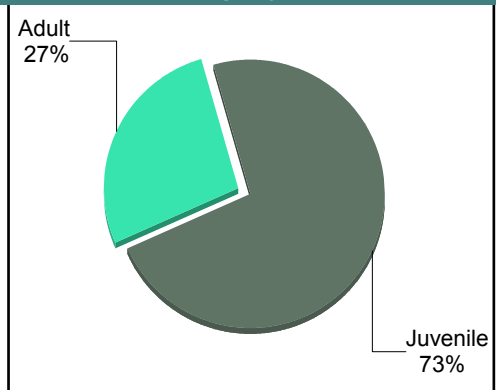
District: 9

		<u>Filings</u>	<u>Hearings</u>	<u>Transactions</u>	<u>Concluded</u>	<u>Cont</u>
<b><u>Adult</u></b>						
Capias	CA	0	1	1	1	-
Misdemeanor	CM	0	5	5	2	3
Show Cause	SC	3	5	5	2	3
Civil Support	VS	0	4	4	3	1
<b>Adult Total</b>		<b>3</b>	<b>15</b>	<b>15</b>	<b>8</b>	<b>7</b>
<b><u>Juvenile</u></b>						
Abuse or Neglect	AN	0	1	1	0	1
Custody Visitation	CV	7	8	8	8	-
Misdemeanor	DM	1	3	3	1	2
Traffic	T	0	2	2	2	-
<b>Juvenile Total</b>		<b>8</b>	<b>14</b>	<b>14</b>	<b>11</b>	<b>3</b>
<b>Mathews Totals</b>		<b>11</b>	<b>29</b>	<b>29</b>	<b>19</b>	<b>10</b>

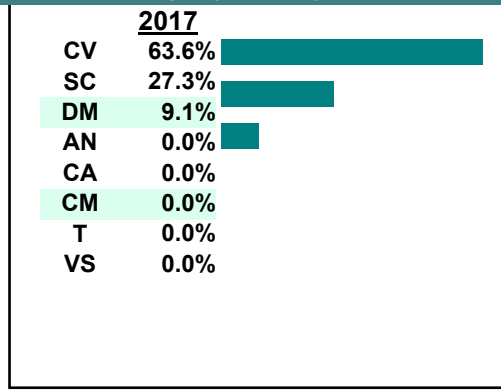
**Calendared Filings**

	<b>M</b>	<b>W</b>
Week 1		
Week 2		

**% of Filings by Division**



**% of Filings by Case Type (Top 10)**



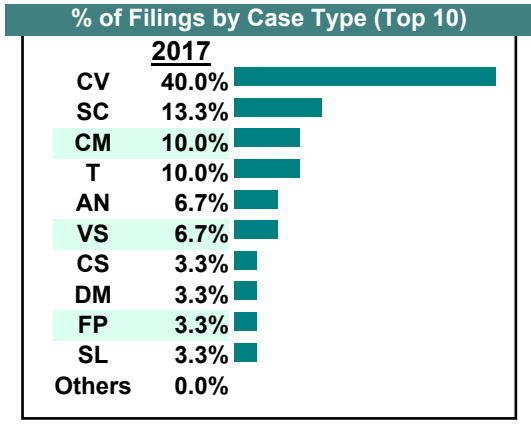
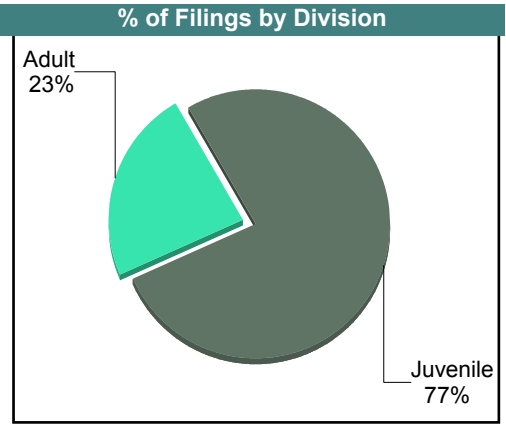
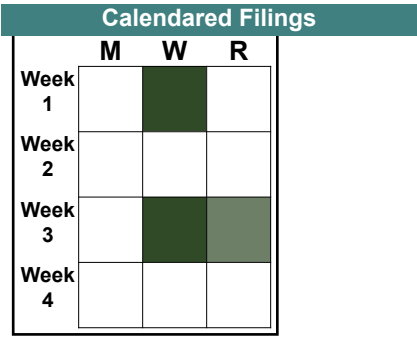
**CASELOAD STATISTICS OF THE JUVENILE & DOMESTIC RELATIONS COURTS**

October 2017

**Mathews**

District: 9

		<u>Filings</u>	<u>Hearings</u>	<u>Transactions</u>	<u>Concluded</u>	<u>Cont</u>
<b><u>Adult</u></b>						
Non-Family Abuse Prot Order	AP	0	1	1	1	-
Felony	CF	0	3	3	2	1
Misdemeanor	CM	3	18	18	10	8
Family Abuse - Prot Order	FP	1	3	3	2	1
Show Cause	SC	0	5	5	4	1
SL/Other	SL	1	3	3	0	3
Civil Support	VS	2	3	3	1	2
<b>Adult Total</b>		<b>7</b>	<b>36</b>	<b>36</b>	<b>20</b>	<b>16</b>
<b><u>Juvenile</u></b>						
Abuse or Neglect	AN	2	4	4	0	4
Non-Family Abuse Prot Order	AP	0	1	1	1	-
Child in Need of Services	CS	1	1	1	1	-
Custody Visitation	CV	12	21	21	9	12
Misdemeanor	DM	1	5	5	3	2
Show Cause	SC	4	4	4	4	-
Status	ST	0	1	1	0	1
Traffic	T	3	3	3	1	2
<b>Juvenile Total</b>		<b>23</b>	<b>40</b>	<b>40</b>	<b>19</b>	<b>21</b>
<b>Mathews Totals</b>		<b>30</b>	<b>76</b>	<b>76</b>	<b>39</b>	<b>37</b>



**CASELOAD STATISTICS OF THE JUVENILE & DOMESTIC RELATIONS COURTS**

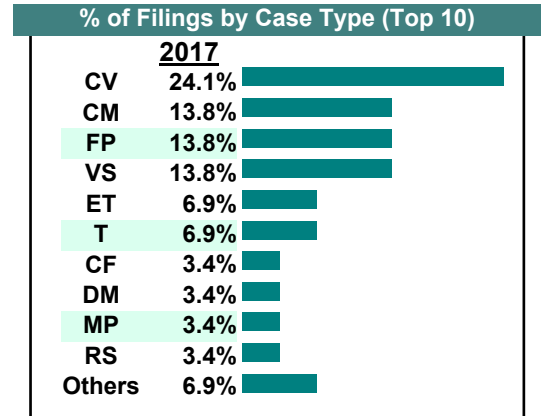
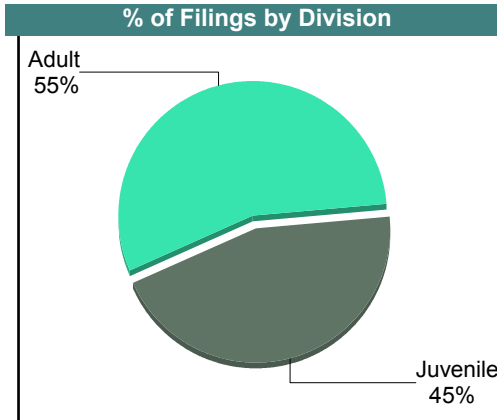
September 2017

**Mathews**

District: 9

		<u>Filings</u>	<u>Hearings</u>	<u>Transactions</u>	<u>Concluded</u>	<u>Cont</u>
<b><u>Adult</u></b>						
Capias	CA	0	1	1	0	1
Felony	CF	1	1	1	0	1
Misdemeanor	CM	4	16	16	3	13
Family Abuse - Prot Order	FP	4	8	8	3	5
Motion - Prot Order	MP	1	1	1	1	-
Remand Support	RS	1	1	1	1	-
Show Cause	SC	1	3	3	1	2
Civil Support	VS	4	5	5	1	4
<b>Adult Total</b>		<b>16</b>	<b>36</b>	<b>36</b>	<b>10</b>	<b>26</b>
<b><u>Juvenile</u></b>						
Custody Visitation	CV	7	10	10	3	7
Felony	DF	0	1	1	0	1
Misdemeanor	DM	1	9	9	3	6
Entrustment	ET	2	2	2	2	-
Status	ST	1	2	2	1	1
Traffic	T	2	3	3	2	1
<b>Juvenile Total</b>		<b>13</b>	<b>27</b>	<b>27</b>	<b>11</b>	<b>16</b>
<b>Mathews Totals</b>		<b>29</b>	<b>63</b>	<b>63</b>	<b>21</b>	<b>42</b>

Calendared Filings					
	M	T	W	R	F
Week 1					
Week 2					
Week 3					
Week 4					



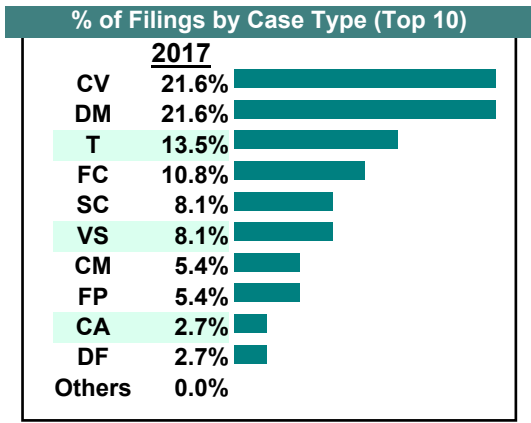
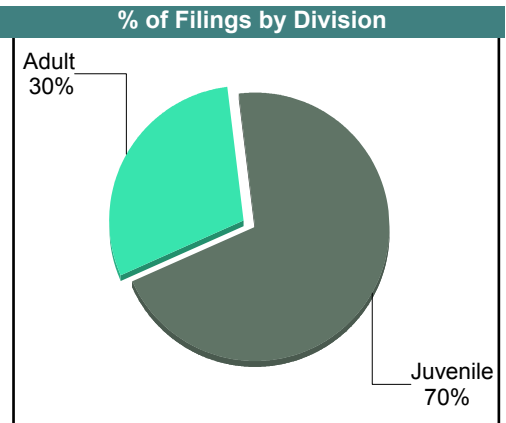
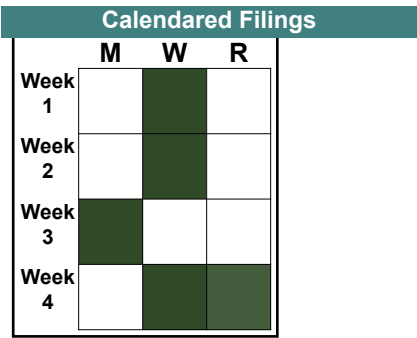
CASELOAD STATISTICS OF THE JUVENILE & DOMESTIC RELATIONS COURTS

Mathews

District: 9

August 2017

		<u>Filings</u>	<u>Hearings</u>	<u>Transactions</u>	<u>Concluded</u>	<u>Cont</u>
<b>Adult</b>						
Capias	CA	1	1	1	0	1
Felony	CF	0	1	1	0	1
Misdemeanor	CM	2	15	15	5	10
Family Abuse - Prot Order	FP	2	2	2	1	1
Show Cause	SC	3	8	8	3	5
SL/Other	SL	0	2	2	0	2
Civil Support	VS	3	7	7	4	3
<b>Adult Total</b>		<b>11</b>	<b>36</b>	<b>36</b>	<b>13</b>	<b>23</b>
<b>Juvenile</b>						
Custody Visitation	CV	8	17	17	5	12
Felony	DF	1	2	2	0	2
Misdemeanor	DM	8	10	10	3	7
Foster Care Review	FC	4	4	4	4	-
Traffic	T	5	5	5	2	3
<b>Juvenile Total</b>		<b>26</b>	<b>38</b>	<b>38</b>	<b>14</b>	<b>24</b>
<b>Mathews Totals</b>		<b>37</b>	<b>74</b>	<b>74</b>	<b>27</b>	<b>47</b>



**CASELOAD STATISTICS OF THE JUVENILE & DOMESTIC RELATIONS COURTS**

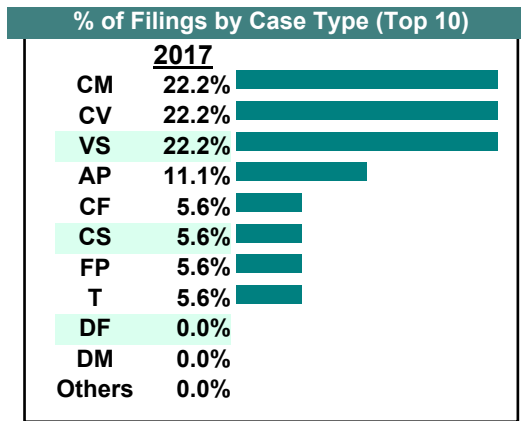
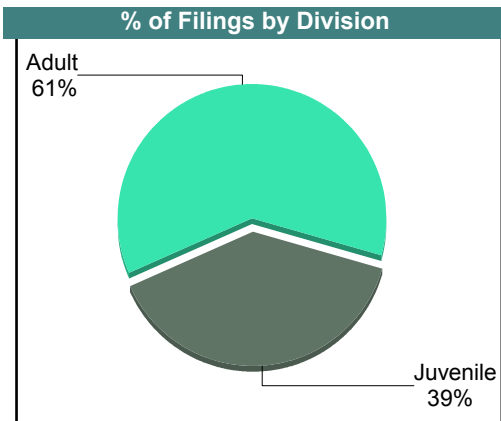
July 2017

**Mathews**

District: 9

		<u>Filings</u>	<u>Hearings</u>	<u>Transactions</u>	<u>Concluded</u>	<u>Cont</u>
<b>Adult</b>						
Non-Family Abuse Prot Order	AP	1	2	2	0	2
Felony	CF	1	1	1	0	1
Misdemeanor	CM	4	9	9	0	9
Family Abuse - Prot Order	FP	1	4	4	2	2
Show Cause	SC	0	2	2	1	1
Civil Support	VS	4	4	4	1	3
<b>Adult Total</b>		<b>11</b>	<b>22</b>	<b>22</b>	<b>4</b>	<b>18</b>
<b>Juvenile</b>						
Non-Family Abuse Prot Order	AP	1	2	2	0	2
Child in Need of Services	CS	1	1	1	0	1
Custody Visitation	CV	4	8	8	2	6
Felony	DF	0	1	1	1	-
Misdemeanor	DM	0	1	1	0	1
Show Cause	SC	0	4	4	4	-
Status	ST	0	1	1	0	1
Traffic	T	1	4	4	3	1
<b>Juvenile Total</b>		<b>7</b>	<b>22</b>	<b>22</b>	<b>10</b>	<b>12</b>
<b>Mathews Totals</b>		<b>18</b>	<b>44</b>	<b>44</b>	<b>14</b>	<b>30</b>

Calendared Filings				
	M	T	W	R
Week 1			█	
Week 2	█	█		
Week 3			█	
Week 4	█			



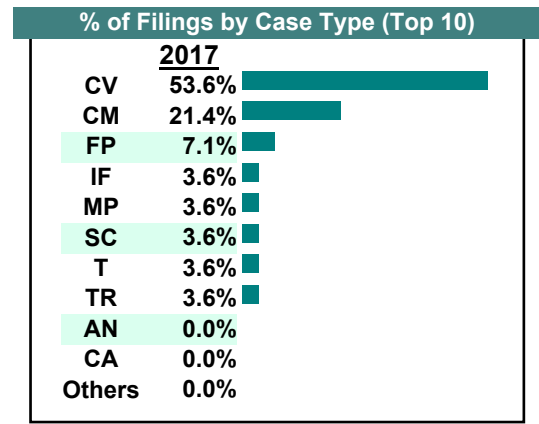
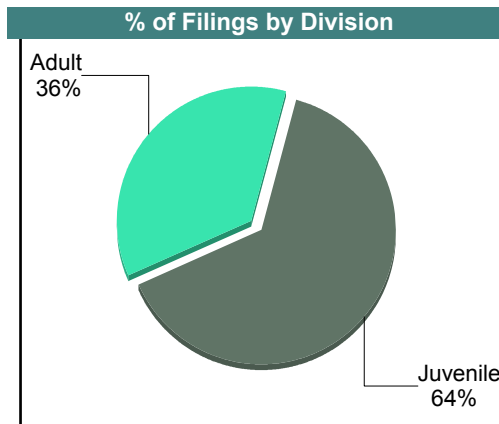
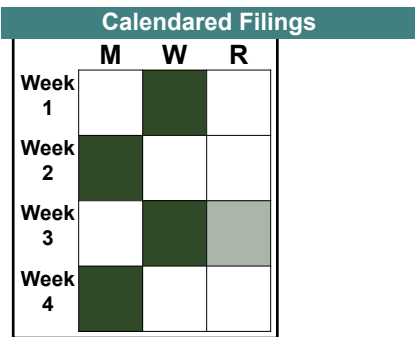
**CASELOAD STATISTICS OF THE JUVENILE & DOMESTIC RELATIONS COURTS**

June 2017

**Mathews**

District: 9

		<u>Filings</u>	<u>Hearings</u>	<u>Transactions</u>	<u>Concluded</u>	<u>Cont</u>
<b><u>Adult</u></b>						
Capias	CA	0	2	2	2	-
Felony	CF	0	4	4	4	-
Misdemeanor	CM	6	13	13	3	10
Family Abuse - Prot Order	FP	2	2	2	0	2
Motion - Prot Order	MP	1	1	1	1	-
Show Cause	SC	1	7	7	5	2
SL/Other	SL	0	2	2	0	2
Civil Support	VS	0	1	1	1	-
<b>Adult Total</b>		<b>10</b>	<b>32</b>	<b>32</b>	<b>16</b>	<b>16</b>
<b><u>Juvenile</u></b>						
Abuse or Neglect	AN	0	1	1	1	-
Custody Visitation	CV	15	18	18	15	3
Felony	DF	0	2	2	0	2
Misdemeanor	DM	0	5	5	2	3
Initial Foster Care	IF	1	1	1	1	-
Status	ST	0	1	1	0	1
Traffic	T	1	5	5	2	3
Truancy	TR	1	1	1	1	-
<b>Juvenile Total</b>		<b>18</b>	<b>34</b>	<b>34</b>	<b>22</b>	<b>12</b>
<b>Mathews Totals</b>		<b>28</b>	<b>66</b>	<b>66</b>	<b>38</b>	<b>28</b>





**CASELOAD STATISTICS OF THE JUVENILE & DOMESTIC RELATIONS COURTS**

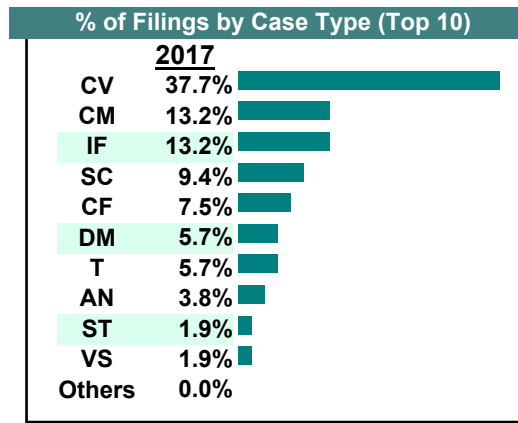
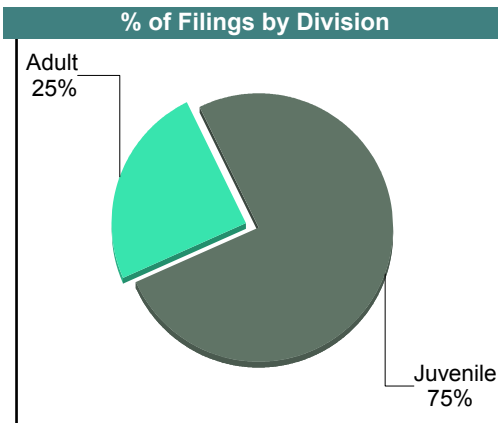
May 2017

**Mathews**

District: 9

		<u>Filings</u>	<u>Hearings</u>	<u>Transactions</u>	<u>Concluded</u>	<u>Cont</u>
<b><u>Adult</u></b>						
Capias	CA	0	1	1	1	-
Felony	CF	4	5	5	1	4
Misdemeanor	CM	7	8	8	0	8
Show Cause	SC	1	5	5	2	3
Civil Support	VS	1	2	2	2	-
<b>Adult Total</b>		<b>13</b>	<b>21</b>	<b>21</b>	<b>6</b>	<b>15</b>
<b><u>Juvenile</u></b>						
Abuse or Neglect	AN	2	6	6	4	2
Custody Visitation	CV	20	20	20	20	-
Felony	DF	0	1	1	0	1
Misdemeanor	DM	3	8	8	2	6
Initial Foster Care	IF	7	7	7	7	-
Show Cause	SC	4	4	4	0	4
Status	ST	1	1	1	0	1
Traffic	T	3	6	6	1	5
<b>Juvenile Total</b>		<b>40</b>	<b>53</b>	<b>53</b>	<b>34</b>	<b>19</b>
<b>Mathews Totals</b>		<b>53</b>	<b>74</b>	<b>74</b>	<b>40</b>	<b>34</b>

Calendared Filings					
	M	T	W	R	F
Week 1					
Week 2					
Week 3					
Week 4					




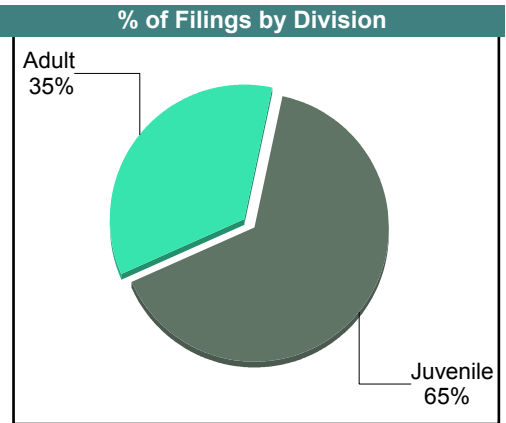

**CASELOAD STATISTICS OF THE JUVENILE & DOMESTIC RELATIONS COURTS**

**Mathews**

District: **9**

April 2017

		<u>Filings</u>	<u>Hearings</u>	<u>Transactions</u>	<u>Concluded</u>	<u>Cont</u>
<b><u>Adult</u></b>						
Capias	CA	0	2	2	0	2
Misdemeanor	CM	2	14	14	10	4
Family Abuse - Prot Order	FP	1	2	2	1	1
Show Cause	SC	2	9	9	3	6
SL/Other	SL	0	3	3	1	2
Civil Support	VS	2	7	7	2	5
<b>Adult Total</b>		<b>7</b>	<b>37</b>	<b>37</b>	<b>17</b>	<b>20</b>
<b><u>Juvenile</u></b>						
Abuse or Neglect	AN	5	8	8	4	4
Custody Visitation	CV	3	15	15	2	13
Felony	DF	0	2	2	0	2
Misdemeanor	DM	2	7	7	4	3
Status	ST	0	1	1	0	1
Traffic	T	2	2	2	1	1
Truancy	TR	1	1	1	1	-
<b>Juvenile Total</b>		<b>13</b>	<b>36</b>	<b>36</b>	<b>12</b>	<b>24</b>
<b>Mathews Totals</b>		<b>20</b>	<b>73</b>	<b>73</b>	<b>29</b>	<b>44</b>



**CASELOAD STATISTICS OF THE JUVENILE & DOMESTIC RELATIONS COURTS**

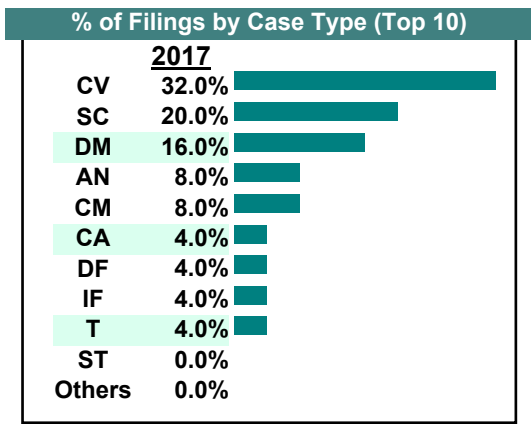
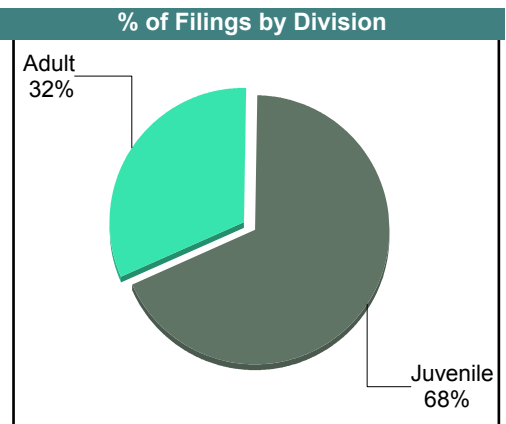
**Mathews**

District: 9

March 2017

		<u>Filings</u>	<u>Hearings</u>	<u>Transactions</u>	<u>Concluded</u>	<u>Cont</u>
<b><u>Adult</u></b>						
Capias	CA	1	4	4	2	2
Misdemeanor	CM	2	12	12	9	3
Show Cause	SC	5	12	12	5	7
Civil Support	VS	0	2	2	2	-
<b>Adult Total</b>		<b>8</b>	<b>30</b>	<b>30</b>	<b>18</b>	<b>12</b>
<b><u>Juvenile</u></b>						
Abuse or Neglect	AN	2	6	6	2	4
Custody Visitation	CV	8	21	21	15	6
Felony	DF	1	2	2	1	1
Misdemeanor	DM	4	9	9	4	5
Initial Foster Care	IF	1	1	1	1	-
Status	ST	0	1	1	1	-
Traffic	T	1	3	3	2	1
<b>Juvenile Total</b>		<b>17</b>	<b>43</b>	<b>43</b>	<b>26</b>	<b>17</b>
<b>Mathews Totals</b>		<b>25</b>	<b>73</b>	<b>73</b>	<b>44</b>	<b>29</b>

<b>Calendared Filings</b>				
	<b>M</b>	<b>W</b>	<b>R</b>	<b>F</b>
Week 1				
Week 2				
Week 3				
Week 4				
Week 5				



**CASELOAD STATISTICS OF THE JUVENILE & DOMESTIC RELATIONS COURTS**

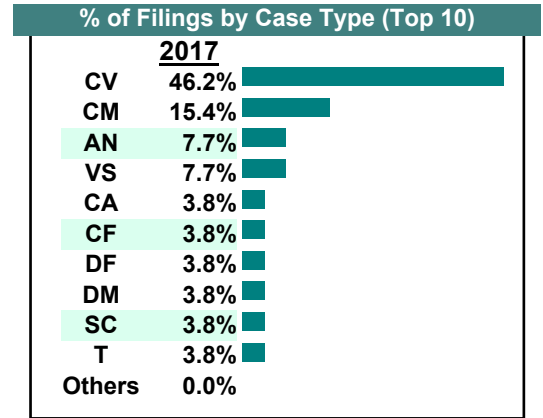
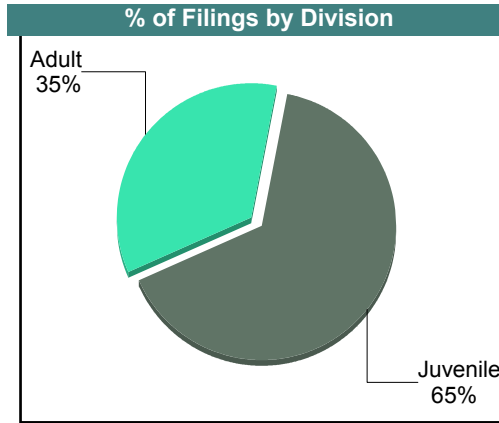
February 2017

**Mathews**

District: 9

		<u>Filings</u>	<u>Hearings</u>	<u>Transactions</u>	<u>Concluded</u>	<u>Cont</u>
<b>Adult</b>						
Capias	CA	1	1	1	0	1
Felony	CF	1	1	1	0	1
Misdemeanor	CM	4	16	16	3	13
Show Cause	SC	1	8	8	2	6
SL/Other	SL	0	3	3	0	3
Civil Support	VS	2	5	5	3	2
<b>Adult Total</b>		<b>9</b>	<b>34</b>	<b>34</b>	<b>8</b>	<b>26</b>
<b>Juvenile</b>						
Abuse or Neglect	AN	2	4	4	0	4
Custody Visitation	CV	12	28	28	21	7
Felony	DF	1	4	4	2	2
Misdemeanor	DM	1	2	2	1	1
Status	ST	0	1	1	1	-
Traffic	T	1	3	3	3	-
<b>Juvenile Total</b>		<b>17</b>	<b>42</b>	<b>42</b>	<b>28</b>	<b>14</b>
<b>Mathews Totals</b>		<b>26</b>	<b>76</b>	<b>76</b>	<b>36</b>	<b>40</b>

Calendared Filings					
	M	T	W	R	F
Week 1					
Week 2					
Week 3					
Week 4					



**CASELOAD STATISTICS OF THE JUVENILE & DOMESTIC RELATIONS COURTS**

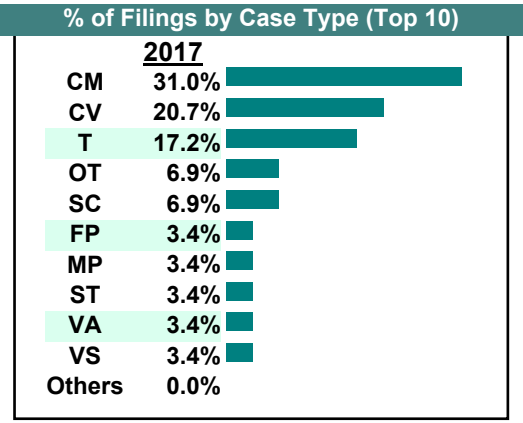
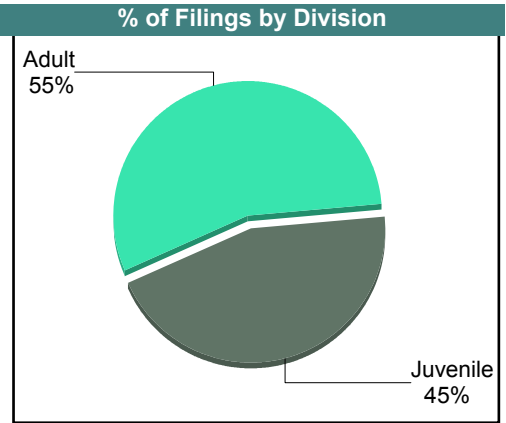
January 2017

**Mathews**

District: 9

		<u>Filings</u>	<u>Hearings</u>	<u>Transactions</u>	<u>Concluded</u>	<u>Cont</u>
<b><u>Adult</u></b>						
Non-Family Abuse Prot Order	AP	0	1	1	1	-
Felony	CF	0	8	8	5	3
Misdemeanor	CM	9	16	16	3	13
Family Abuse - Prot Order	FP	1	2	2	1	1
Motion - Prot Order	MP	1	1	1	1	-
Other	OT	2	2	2	2	-
Show Cause	SC	2	8	8	4	4
Civil Support	VS	1	9	9	5	4
<b>Adult Total</b>		<b>16</b>	<b>47</b>	<b>47</b>	<b>22</b>	<b>25</b>
<b><u>Juvenile</u></b>						
Custody Visitation	CV	6	29	29	11	18
Felony	DF	0	1	1	0	1
Misdemeanor	DM	0	1	1	0	1
Status	ST	1	1	1	0	1
Traffic	T	5	7	7	2	5
Voluntary Continuing Services Agreement	VA	1	1	1	1	-
<b>Juvenile Total</b>		<b>13</b>	<b>40</b>	<b>40</b>	<b>14</b>	<b>26</b>
<b>Mathews Totals</b>		<b>29</b>	<b>87</b>	<b>87</b>	<b>36</b>	<b>51</b>

<b>Calendared Filings</b>				
	<b>M</b>	<b>T</b>	<b>W</b>	<b>R</b>
Week 1				
Week 2				
Week 3				
Week 4				



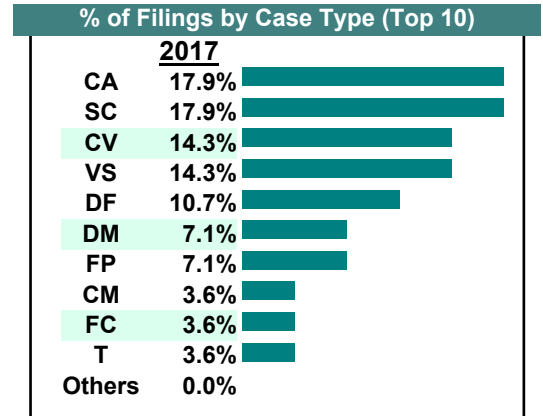
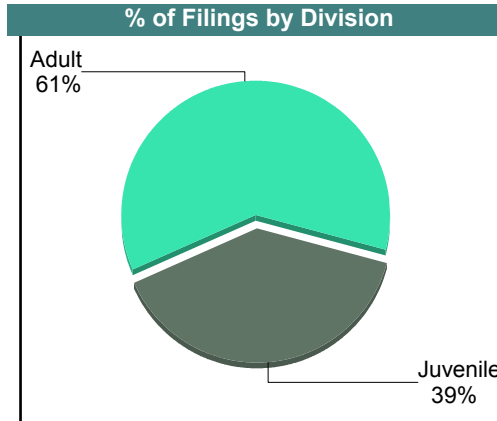
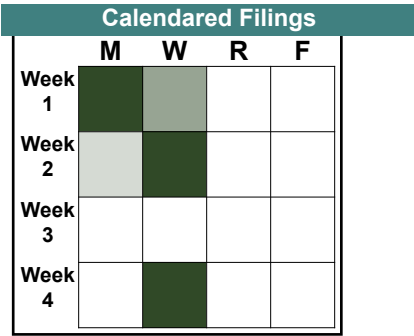
**CASELOAD STATISTICS OF THE JUVENILE & DOMESTIC RELATIONS COURTS**

December 2017

**Middlesex**

District: 9

		<u>Filings</u>	<u>Hearings</u>	<u>Transactions</u>	<u>Concluded</u>	<u>Cont</u>
<b><u>Adult</u></b>						
Capias	CA	5	6	6	2	4
Felony	CF	0	2	2	0	2
Misdemeanor	CM	1	7	7	4	3
Family Abuse - Prot Order	FP	2	5	5	2	3
Show Cause	SC	5	11	11	3	8
SL/Other	SL	0	1	1	0	1
Civil Support	VS	4	7	7	3	4
<b>Adult Total</b>		<b>17</b>	<b>39</b>	<b>39</b>	<b>14</b>	<b>25</b>
<b><u>Juvenile</u></b>						
Custody Visitation	CV	4	22	22	10	12
Felony	DF	3	17	17	0	17
Misdemeanor	DM	2	5	5	0	5
Foster Care Review	FC	1	1	1	1	-
Traffic	T	1	3	3	3	-
<b>Juvenile Total</b>		<b>11</b>	<b>48</b>	<b>48</b>	<b>14</b>	<b>34</b>
<b>Middlesex Totals</b>		<b>28</b>	<b>87</b>	<b>87</b>	<b>28</b>	<b>59</b>



**CASELOAD STATISTICS OF THE JUVENILE & DOMESTIC RELATIONS COURTS**

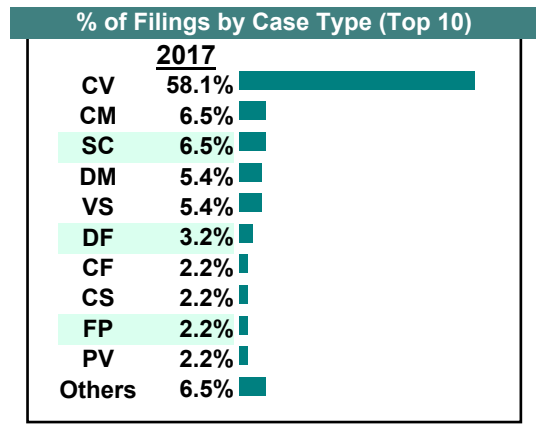
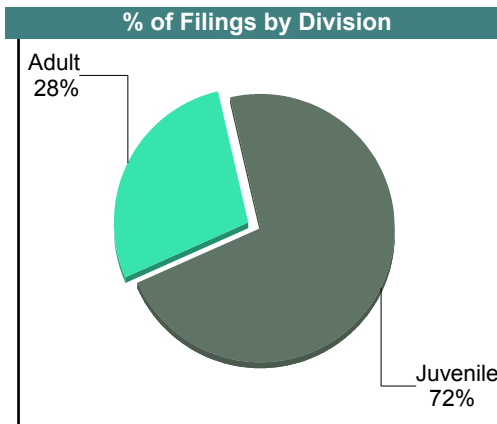
November 2017

**Middlesex**

District: 9

		<u>Filings</u>	<u>Hearings</u>	<u>Transactions</u>	<u>Concluded</u>	<u>Cont</u>
<b><u>Adult</u></b>						
Capias	CA	1	5	5	5	-
Felony	CF	2	4	4	0	4
Misdemeanor	CM	6	17	17	11	6
Family Abuse - Prot Order	FP	2	4	4	2	2
Motion - Prot Order	MP	1	1	1	1	-
Violation of PO	PV	2	2	2	2	-
Show Cause	SC	6	17	17	1	16
SL/Other	SL	1	3	3	0	3
Civil Support	VS	5	7	7	5	2
<b>Adult Total</b>		<b>26</b>	<b>60</b>	<b>60</b>	<b>27</b>	<b>33</b>
<b><u>Juvenile</u></b>						
Child in Need of Services	CS	2	3	3	0	3
Custody Visitation	CV	54	68	68	50	18
Felony	DF	3	11	11	5	6
Misdemeanor	DM	5	11	11	6	5
Foster Care Review	FC	1	1	1	1	-
Status	ST	1	1	1	0	1
Traffic	T	1	1	1	0	1
<b>Juvenile Total</b>		<b>67</b>	<b>96</b>	<b>96</b>	<b>62</b>	<b>34</b>
<b>Middlesex Totals</b>		<b>93</b>	<b>156</b>	<b>156</b>	<b>89</b>	<b>67</b>

<b>Calendared Filings</b>				
	<b>M</b>	<b>T</b>	<b>W</b>	<b>R</b>
Week 1				■
Week 2		■	■	
Week 3				■
Week 4	■		■	
Week 5			■	



**CASELOAD STATISTICS OF THE JUVENILE & DOMESTIC RELATIONS COURTS**

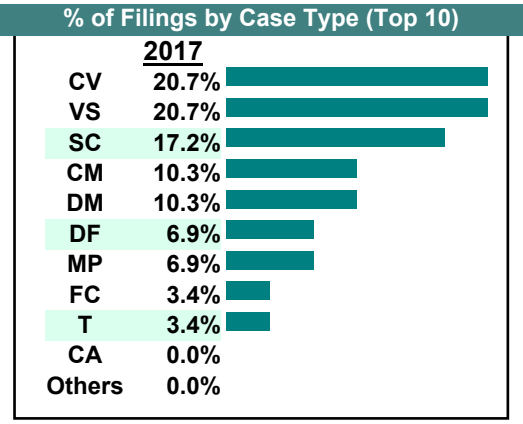
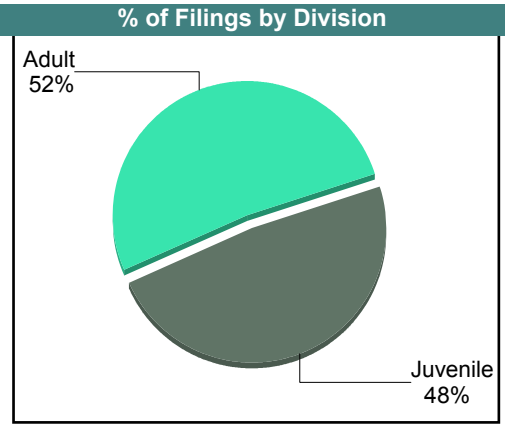
**October 2017**

**Middlesex**

District: **9**

		<u>Filings</u>	<u>Hearings</u>	<u>Transactions</u>	<u>Concluded</u>	<u>Cont</u>
<b><u>Adult</u></b>						
Capias	CA	0	3	3	3	-
Misdemeanor	CM	3	10	10	6	4
Family Abuse - Prot Order	FP	0	1	1	1	-
Motion - Prot Order	MP	2	2	2	2	-
Show Cause	SC	4	15	15	4	11
SL/Other	SL	0	1	1	0	1
Civil Support	VS	6	9	9	5	4
<b>Adult Total</b>		<b>15</b>	<b>41</b>	<b>41</b>	<b>21</b>	<b>20</b>
<b><u>Juvenile</u></b>						
Capias	CA	0	1	1	1	-
Child in Need of Services	CS	0	1	1	1	-
Custody Visitation	CV	6	28	28	16	12
Felony	DF	2	3	3	0	3
Misdemeanor	DM	3	8	8	2	6
Foster Care Review	FC	1	1	1	1	-
Show Cause	SC	1	2	2	1	1
Traffic	T	1	2	2	1	1
<b>Juvenile Total</b>		<b>14</b>	<b>46</b>	<b>46</b>	<b>23</b>	<b>23</b>
<b>Middlesex Totals</b>		<b>29</b>	<b>87</b>	<b>87</b>	<b>44</b>	<b>43</b>

<b>Calendared Filings</b>				
	<b>M</b>	<b>W</b>	<b>R</b>	<b>F</b>
Week 1				
Week 2				
Week 3				





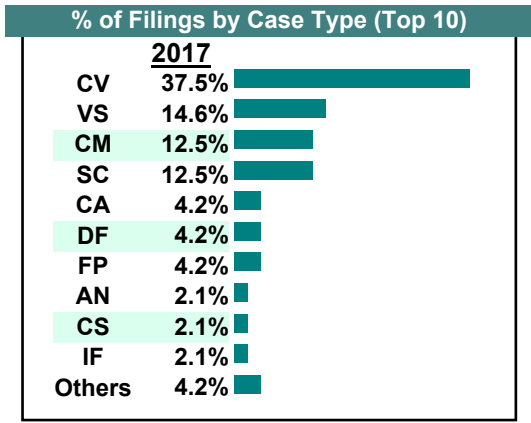
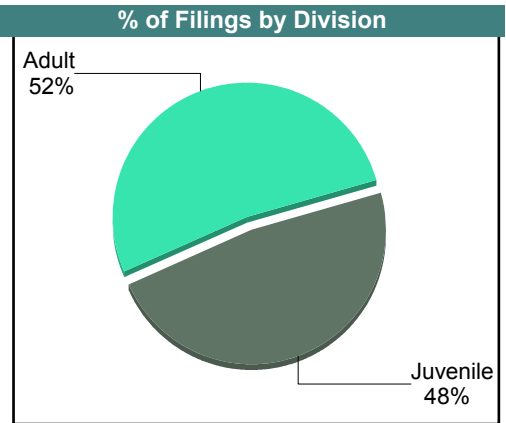
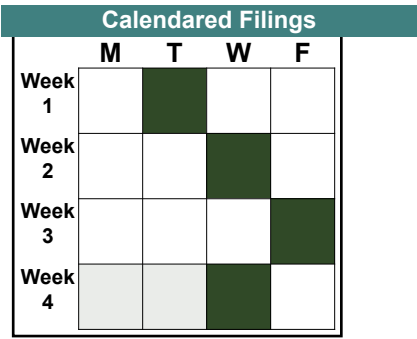
**CASELOAD STATISTICS OF THE JUVENILE & DOMESTIC RELATIONS COURTS**

September 2017

**Middlesex**

District: 9

		<u>Filings</u>	<u>Hearings</u>	<u>Transactions</u>	<u>Concluded</u>	<u>Cont</u>
<b><u>Adult</u></b>						
Capias	CA	2	8	8	1	7
Misdemeanor	CM	6	20	20	11	9
Family Abuse - Prot Order	FP	2	3	3	1	2
Violation of PO	PV	1	1	1	1	-
Show Cause	SC	6	20	20	6	14
SL/Other	SL	1	3	3	1	2
Civil Support	VS	7	8	8	6	2
<b>Adult Total</b>		<b>25</b>	<b>63</b>	<b>63</b>	<b>27</b>	<b>36</b>
<b><u>Juvenile</u></b>						
Abuse or Neglect	AN	1	2	2	2	-
Child in Need of Services	CS	1	3	3	2	1
Custody Visitation	CV	18	20	20	6	14
Felony	DF	2	3	3	0	3
Misdemeanor	DM	0	11	11	4	7
Initial Foster Care	IF	1	1	1	1	-
<b>Juvenile Total</b>		<b>23</b>	<b>40</b>	<b>40</b>	<b>15</b>	<b>25</b>
<b>Middlesex Totals</b>		<b>48</b>	<b>103</b>	<b>103</b>	<b>42</b>	<b>61</b>



CASELOAD STATISTICS OF THE JUVENILE & DOMESTIC RELATIONS COURTS

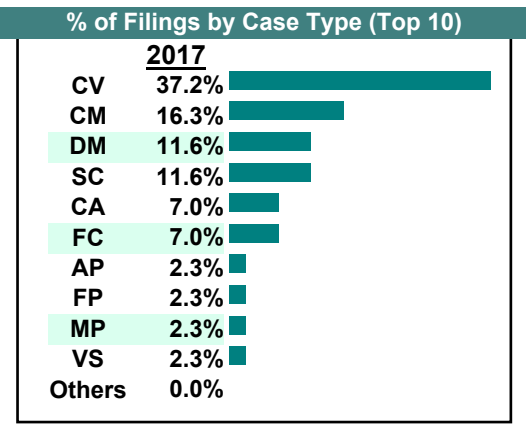
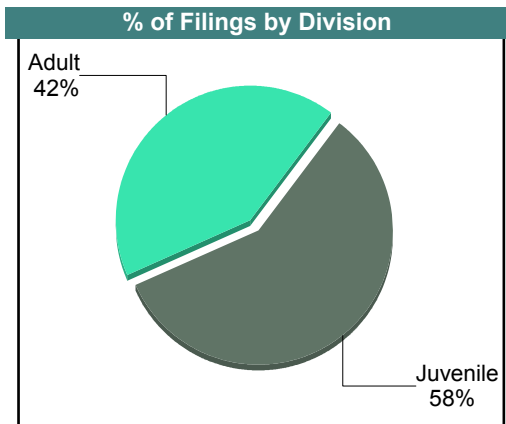
August 2017

Middlesex

District: 9

		Filings	Hearings	Transactions	Concluded	Cont
<b>Adult</b>						
Capias	CA	3	3	3	0	3
Misdemeanor	CM	7	19	19	4	15
Family Abuse - Prot Order	FP	1	4	4	1	3
Motion - Prot Order	MP	1	1	1	1	-
Show Cause	SC	5	16	16	1	15
SL/Other	SL	0	2	2	1	1
Civil Support	VS	1	4	4	3	1
<b>Adult Total</b>		<b>18</b>	<b>49</b>	<b>49</b>	<b>11</b>	<b>38</b>
<b>Juvenile</b>						
Non-Family Abuse Prot Order	AP	1	1	1	1	-
Child in Need of Services	CS	0	2	2	1	1
Custody Visitation	CV	16	22	22	14	8
Felony	DF	0	17	17	3	14
Misdemeanor	DM	5	12	12	1	11
Foster Care Review	FC	3	3	3	3	-
Show Cause	SC	0	2	2	2	-
Traffic	T	0	1	1	1	-
Truancy	TR	0	1	1	1	-
<b>Juvenile Total</b>		<b>25</b>	<b>61</b>	<b>61</b>	<b>27</b>	<b>34</b>
<b>Middlesex Totals</b>		<b>43</b>	<b>110</b>	<b>110</b>	<b>38</b>	<b>72</b>

Calendared Filings				
	M	T	W	R
Week 1				
Week 2				
Week 3				
Week 4				
Week 5				



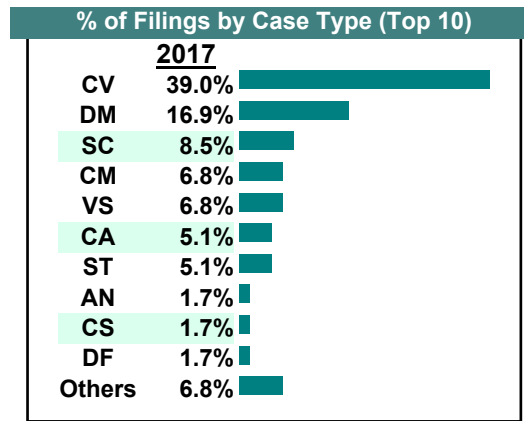
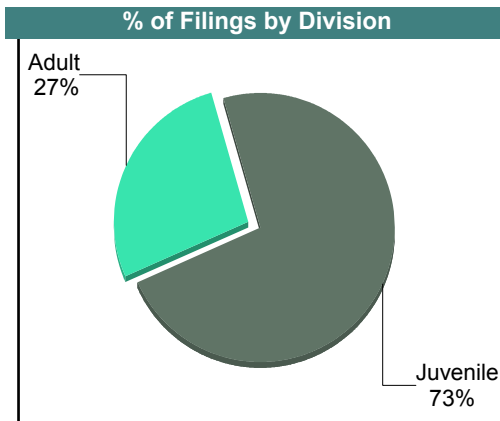
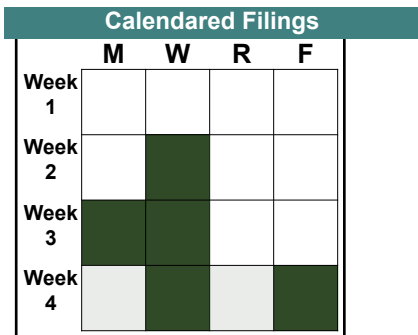
**CASELOAD STATISTICS OF THE JUVENILE & DOMESTIC RELATIONS COURTS**

July 2017

**Middlesex**

District: 9

		<u>Filings</u>	<u>Hearings</u>	<u>Transactions</u>	<u>Concluded</u>	<u>Cont</u>
<b>Adult</b>						
Capias	CA	2	2	2	2	-
Felony	CF	0	2	2	2	-
Misdemeanor	CM	4	17	17	8	9
Family Abuse - Prot Order	FP	1	2	2	0	2
Motion - Prot Order	MP	1	1	1	1	-
Show Cause	SC	4	16	16	8	8
SL/Other	SL	0	4	4	2	2
Civil Support	VS	4	5	5	2	3
<b>Adult Total</b>		<b>16</b>	<b>49</b>	<b>49</b>	<b>25</b>	<b>24</b>
<b>Juvenile</b>						
Abuse or Neglect	AN	1	3	3	1	2
Capias	CA	1	2	2	0	2
Child in Need of Services	CS	1	1	1	0	1
Custody Visitation	CV	23	37	37	27	10
Felony	DF	1	5	5	1	4
Misdemeanor	DM	10	13	13	2	11
Initial Foster Care	IF	1	1	1	1	-
Show Cause	SC	1	2	2	0	2
Status	ST	3	4	4	4	-
Traffic	T	1	2	2	2	-
<b>Juvenile Total</b>		<b>43</b>	<b>70</b>	<b>70</b>	<b>38</b>	<b>32</b>
<b>Middlesex Totals</b>		<b>59</b>	<b>119</b>	<b>119</b>	<b>63</b>	<b>56</b>



**CASELOAD STATISTICS OF THE JUVENILE & DOMESTIC RELATIONS COURTS**

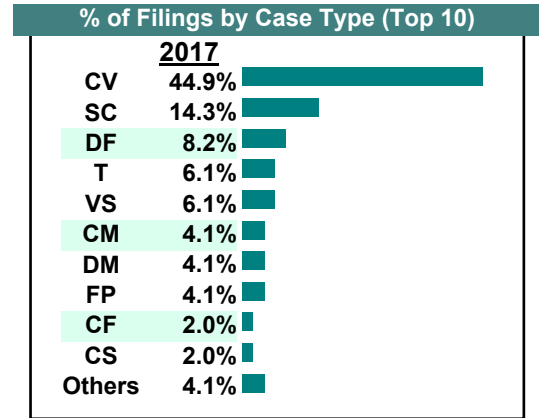
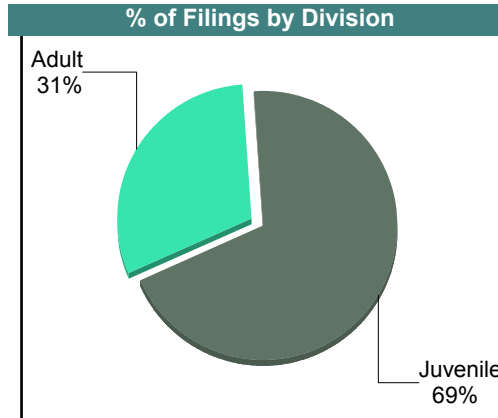
June 2017

**Middlesex**

District: 9

		<u>Filings</u>	<u>Hearings</u>	<u>Transactions</u>	<u>Concluded</u>	<u>Cont</u>
<b><u>Adult</u></b>						
Capias	CA	0	1	1	1	-
Felony	CF	1	3	3	2	1
Misdemeanor	CM	2	17	17	7	10
Family Abuse - Prot Order	FP	2	4	4	2	2
Show Cause	SC	6	13	13	3	10
SL/Other	SL	1	4	4	2	2
Civil Support	VS	3	8	8	6	2
<b>Adult Total</b>		<b>15</b>	<b>50</b>	<b>50</b>	<b>23</b>	<b>27</b>
<b><u>Juvenile</u></b>						
Child in Need of Services	CS	1	3	3	0	3
Custody Visitation	CV	22	34	34	8	26
Felony	DF	4	10	10	0	10
Misdemeanor	DM	2	5	5	2	3
Entrustment	ET	1	1	1	1	-
Show Cause	SC	1	1	1	0	1
Traffic	T	3	3	3	0	3
<b>Juvenile Total</b>		<b>34</b>	<b>57</b>	<b>57</b>	<b>11</b>	<b>46</b>
<b>Middlesex Totals</b>		<b>49</b>	<b>107</b>	<b>107</b>	<b>34</b>	<b>73</b>

<b>Calendared Filings</b>					
	<b>M</b>	<b>T</b>	<b>W</b>	<b>R</b>	<b>F</b>
Week 1					
Week 2					
Week 3					
Week 4					
Week 5					



**CASELOAD STATISTICS OF THE JUVENILE & DOMESTIC RELATIONS COURTS**

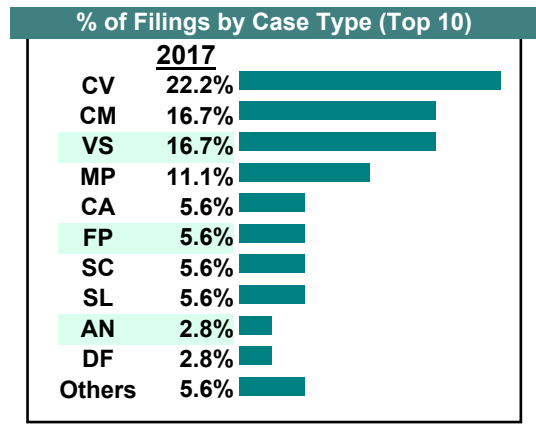
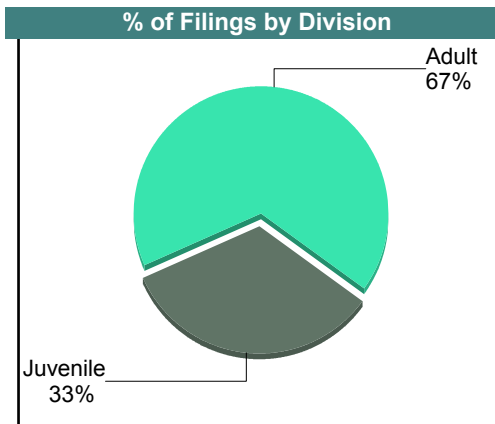
May 2017

**Middlesex**

District: 9

		<u>Filings</u>	<u>Hearings</u>	<u>Transactions</u>	<u>Concluded</u>	<u>Cont</u>
<b><u>Adult</u></b>						
Capias	CA	2	4	4	4	-
Felony	CF	0	2	2	2	-
Misdemeanor	CM	6	16	16	9	7
Family Abuse - Prot Order	FP	2	5	5	2	3
Motion - Prot Order	MP	4	4	4	4	-
Show Cause	SC	2	9	9	6	3
SL/Other	SL	2	4	4	0	4
Civil Support	VS	6	7	7	6	1
<b>Adult Total</b>		<b>24</b>	<b>51</b>	<b>51</b>	<b>33</b>	<b>18</b>
<b><u>Juvenile</u></b>						
Abuse or Neglect	AN	1	1	1	0	1
Child in Need of Services	CS	0	1	1	0	1
Custody Visitation	CV	8	19	19	10	9
Felony	DF	1	7	7	4	3
Misdemeanor	DM	1	5	5	1	4
Status	ST	0	1	1	0	1
Traffic	T	0	3	3	3	-
Voluntary Continuing Services Agreement	VA	1	1	1	1	-
<b>Juvenile Total</b>		<b>12</b>	<b>38</b>	<b>38</b>	<b>19</b>	<b>19</b>
<b>Middlesex Totals</b>		<b>36</b>	<b>89</b>	<b>89</b>	<b>52</b>	<b>37</b>

<b>Calendared Filings</b>					
	<b>M</b>	<b>T</b>	<b>W</b>	<b>R</b>	<b>F</b>
Week 1	█			█	
Week 2			█		
Week 3	█	█	█		
Week 4	█		█	█	█



**CASELOAD STATISTICS OF THE JUVENILE & DOMESTIC RELATIONS COURTS**

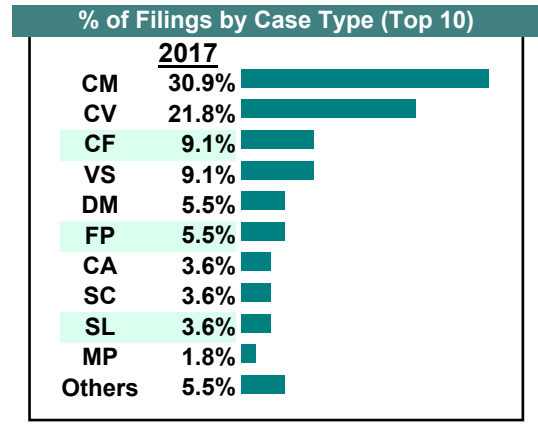
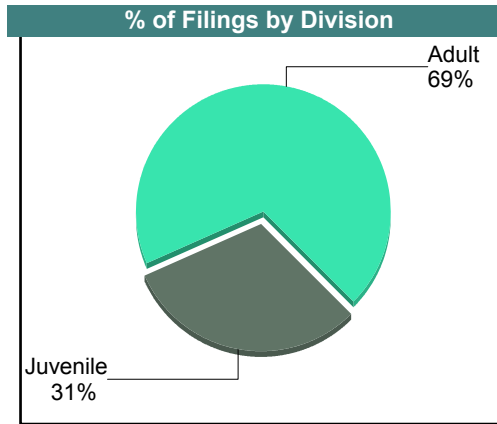
**April 2017**

**Middlesex**

District: **9**

		<u>Filings</u>	<u>Hearings</u>	<u>Transactions</u>	<u>Concluded</u>	<u>Cont</u>
<b><u>Adult</u></b>						
Capias	CA	2	3	3	0	3
Felony	CF	5	10	10	1	9
Misdemeanor	CM	17	34	34	2	32
Family Abuse - Prot Order	FP	3	4	4	1	3
Motion - Prot Order	MP	1	1	1	1	-
Violation of PO	PV	1	1	1	1	-
Show Cause	SC	2	10	10	0	10
SL/Other	SL	2	3	3	0	3
Civil Support	VS	5	9	9	4	5
<b>Adult Total</b>		<b>38</b>	<b>75</b>	<b>75</b>	<b>10</b>	<b>65</b>
<b><u>Juvenile</u></b>						
Child in Need of Services	CS	0	1	1	0	1
Custody Visitation	CV	12	32	32	24	8
Felony	DF	0	9	9	0	9
Misdemeanor	DM	3	6	6	1	5
Status	ST	0	1	1	1	-
Traffic	T	1	5	5	3	2
Truancy	TR	1	1	1	0	1
<b>Juvenile Total</b>		<b>17</b>	<b>55</b>	<b>55</b>	<b>29</b>	<b>26</b>
<b>Middlesex Totals</b>		<b>55</b>	<b>130</b>	<b>130</b>	<b>39</b>	<b>91</b>

<b>Calendared Filings</b>				
	<b>M</b>	<b>W</b>	<b>R</b>	<b>F</b>
Week 1	█			
Week 2		█		
Week 3	█			
Week 4	█	█		



**CASELOAD STATISTICS OF THE JUVENILE & DOMESTIC RELATIONS COURTS**

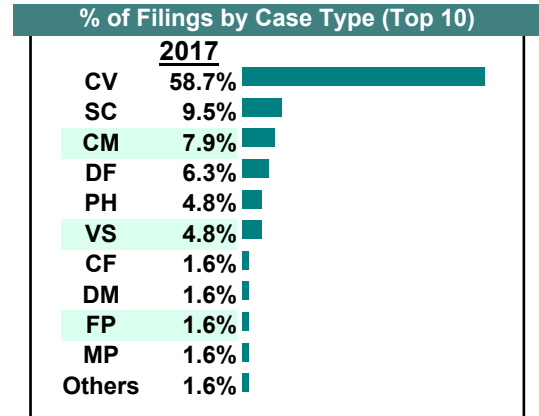
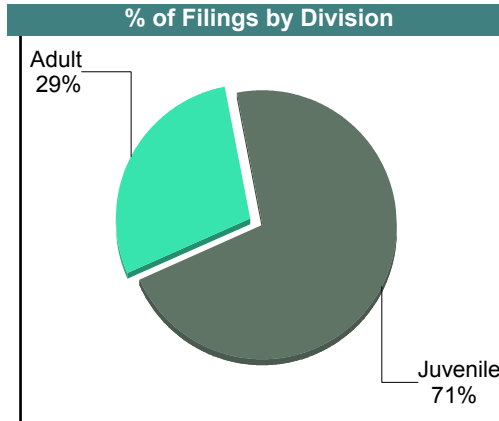
**March 2017**

**Middlesex**

District: 9

		<u>Filings</u>	<u>Hearings</u>	<u>Transactions</u>	<u>Concluded</u>	<u>Cont</u>
<b><u>Adult</u></b>						
Felony	CF	1	2	2	0	2
Misdemeanor	CM	5	17	17	5	12
Family Abuse - Prot Order	FP	1	4	4	3	1
Motion - Prot Order	MP	1	1	1	1	-
Show Cause	SC	6	15	15	2	13
SL/Other	SL	1	2	2	0	2
Civil Support	VS	3	7	7	5	2
<b>Adult Total</b>		<b>18</b>	<b>48</b>	<b>48</b>	<b>16</b>	<b>32</b>
<b><u>Juvenile</u></b>						
Custody Visitation	CV	37	57	57	44	13
Felony	DF	4	12	12	0	12
Misdemeanor	DM	1	9	9	4	5
Permanency	PH	3	3	3	3	-
Traffic	T	0	2	2	2	-
<b>Juvenile Total</b>		<b>45</b>	<b>83</b>	<b>83</b>	<b>53</b>	<b>30</b>
<b>Middlesex Totals</b>		<b>63</b>	<b>131</b>	<b>131</b>	<b>69</b>	<b>62</b>

<b>Calendared Filings</b>					
	<b>M</b>	<b>T</b>	<b>W</b>	<b>R</b>	<b>F</b>
Week 1					
Week 2					
Week 3					
Week 4					



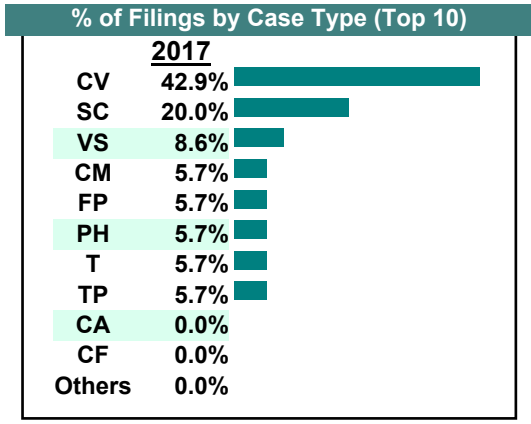
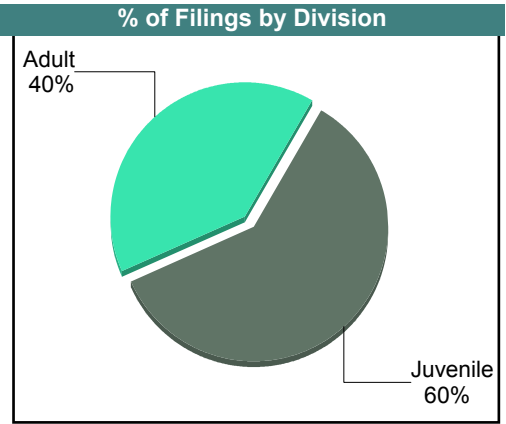
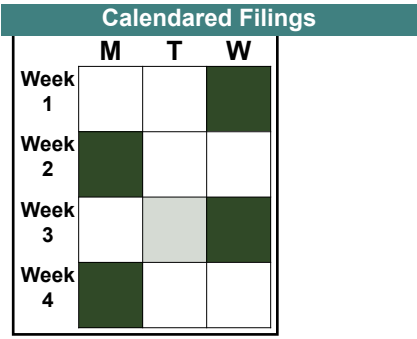
**CASELOAD STATISTICS OF THE JUVENILE & DOMESTIC RELATIONS COURTS**

February 2017

**Middlesex**

District: 9

		<u>Filings</u>	<u>Hearings</u>	<u>Transactions</u>	<u>Concluded</u>	<u>Cont</u>
<b><u>Adult</u></b>						
Capias	CA	0	6	6	5	1
Felony	CF	0	2	2	2	-
Misdemeanor	CM	2	18	18	8	10
Family Abuse - Prot Order	FP	2	4	4	1	3
Show Cause	SC	7	20	20	8	12
SL/Other	SL	0	2	2	1	1
Civil Support	VS	3	9	9	7	2
<b>Adult Total</b>		<b>14</b>	<b>61</b>	<b>61</b>	<b>32</b>	<b>29</b>
<b><u>Juvenile</u></b>						
Child in Need of Services	CS	0	1	1	0	1
Custody Visitation	CV	15	24	24	17	7
Felony	DF	0	2	2	0	2
Misdemeanor	DM	0	4	4	2	2
Permanency	PH	2	2	2	2	-
Show Cause	SC	0	1	1	0	1
Traffic	T	2	4	4	2	2
Term Parental Rights	TP	2	2	2	2	-
<b>Juvenile Total</b>		<b>21</b>	<b>40</b>	<b>40</b>	<b>25</b>	<b>15</b>
<b>Middlesex Totals</b>		<b>35</b>	<b>101</b>	<b>101</b>	<b>57</b>	<b>44</b>





# CASELOAD STATISTICS OF THE JUVENILE & DOMESTIC RELATIONS COURTS

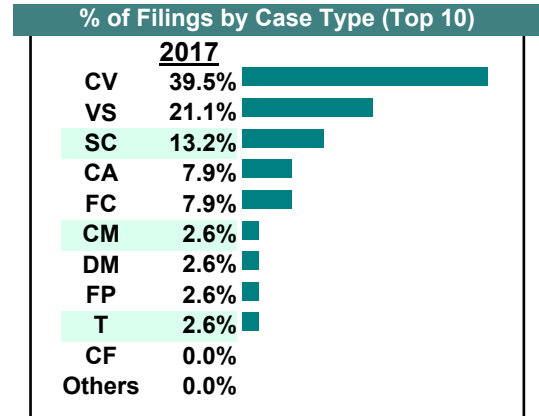
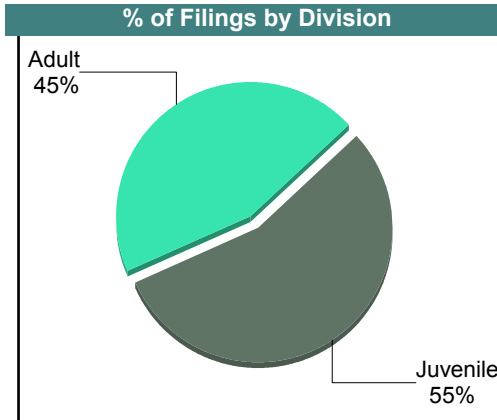
January 2017

Middlesex

District: 9

		Filings	Hearings	Transactions	Concluded	Cont
<b>Adult</b>						
Capias	CA	3	8	8	3	5
Felony	CF	0	1	1	1	-
Misdemeanor	CM	1	16	16	7	9
Family Abuse - Prot Order	FP	1	3	3	2	1
Show Cause	SC	4	21	21	9	12
SL/Other	SL	0	1	1	0	1
Civil Support	VS	8	8	8	7	1
<b>Adult Total</b>		<b>17</b>	<b>58</b>	<b>58</b>	<b>29</b>	<b>29</b>
<b>Juvenile</b>						
Custody Visitation	CV	15	34	34	6	28
Felony	DF	0	4	4	2	2
Misdemeanor	DM	1	3	3	1	2
Foster Care Review	FC	3	3	3	3	-
Show Cause	SC	1	1	1	0	1
Status	ST	0	2	2	0	2
Traffic	T	1	2	2	1	1
<b>Juvenile Total</b>		<b>21</b>	<b>49</b>	<b>49</b>	<b>13</b>	<b>36</b>
<b>Middlesex Totals</b>		<b>38</b>	<b>107</b>	<b>107</b>	<b>42</b>	<b>65</b>

	M	T	W	R	F
Week 1			■		
Week 2			■		
Week 3		■			■
Week 4	■		■		■



**CASELOAD STATISTICS OF THE JUVENILE & DOMESTIC RELATIONS COURTS**

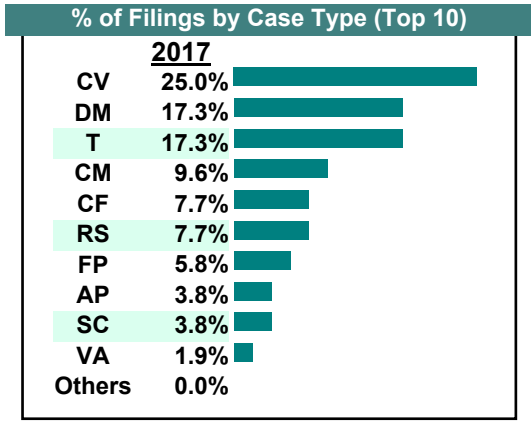
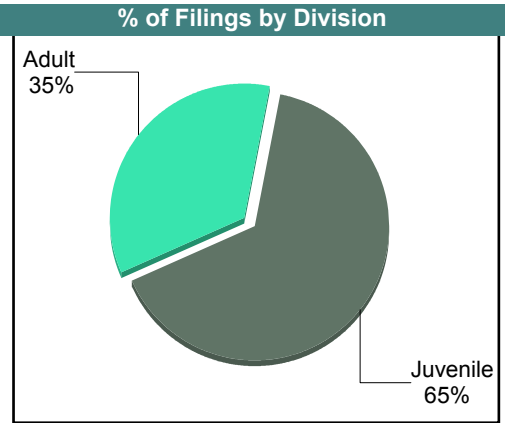
**December 2017**

**New Kent**

District: **9**

		<u>Filings</u>	<u>Hearings</u>	<u>Transactions</u>	<u>Concluded</u>	<u>Cont</u>
<b><u>Adult</u></b>						
Capias	CA	0	2	2	0	2
Felony	CF	4	9	9	4	5
Misdemeanor	CM	5	17	17	8	9
Family Abuse - Prot Order	FP	3	4	4	3	1
Remand Support	RS	4	4	4	4	-
Show Cause	SC	2	8	8	5	3
Civil Support	VS	0	1	1	1	-
<b>Adult Total</b>		<b>18</b>	<b>45</b>	<b>45</b>	<b>25</b>	<b>20</b>
<b><u>Juvenile</u></b>						
Non-Family Abuse Prot Order	AP	2	2	2	0	2
Child in Need of Services	CS	0	1	1	0	1
Custody Visitation	CV	13	45	45	27	18
Misdemeanor	DM	9	12	12	3	9
Show Cause	SC	0	1	1	1	-
Traffic	T	9	13	13	4	9
Voluntary Continuing Services Agreement	VA	1	1	1	1	-
<b>Juvenile Total</b>		<b>34</b>	<b>75</b>	<b>75</b>	<b>36</b>	<b>39</b>
<b>New Kent Totals</b>		<b>52</b>	<b>120</b>	<b>120</b>	<b>61</b>	<b>59</b>

<b>Calendared Filings</b>				
	<b>T</b>	<b>W</b>	<b>R</b>	<b>F</b>
Week 1				
Week 2				
Week 3				
Week 4				



**CASELOAD STATISTICS OF THE JUVENILE & DOMESTIC RELATIONS COURTS**

November 2017

**New Kent**

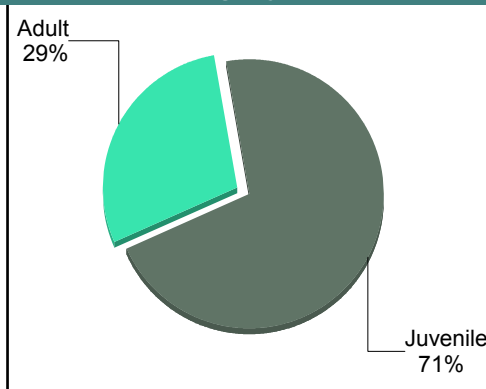
District: 9

		<u>Filings</u>	<u>Hearings</u>	<u>Transactions</u>	<u>Concluded</u>	<u>Cont</u>
<b><u>Adult</u></b>						
Capias	CA	2	7	7	2	5
Felony	CF	2	9	9	2	7
Misdemeanor	CM	1	20	20	11	9
Family Abuse - Prot Order	FP	0	2	2	0	2
Show Cause	SC	8	16	16	4	12
Civil Support	VS	7	14	14	7	7
<b>Adult Total</b>		<b>20</b>	<b>68</b>	<b>68</b>	<b>26</b>	<b>42</b>
<b><u>Juvenile</u></b>						
Abuse or Neglect	AN	2	6	6	4	2
Non-Family Abuse Prot Order	AP	1	1	1	0	1
Child in Need of Services	CS	0	1	1	0	1
Custody Visitation	CV	18	51	51	13	38
Felony	DF	2	7	7	4	3
Misdemeanor	DM	4	15	15	6	9
Initial Foster Care	IF	2	2	2	2	-
Permanency	PH	1	1	1	1	-
Petition	PT	4	4	4	0	4
Remand Custody	RC	1	1	1	1	-
Remand Visitation	RV	1	1	1	1	-
Show Cause	SC	1	2	2	1	1
Status	ST	2	2	2	2	-
Traffic	T	10	19	19	4	15
Truancy	TR	0	2	2	2	-
<b>Juvenile Total</b>		<b>49</b>	<b>115</b>	<b>115</b>	<b>41</b>	<b>74</b>
<b>New Kent Totals</b>		<b>69</b>	<b>183</b>	<b>183</b>	<b>67</b>	<b>116</b>

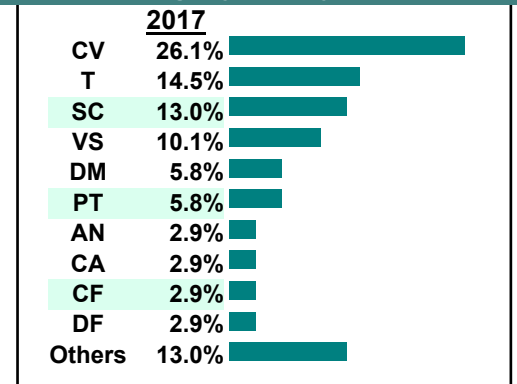
**Calendared Filings**

	M	T	W	R
Week 1			■	
Week 2				■
Week 3		■	■	
Week 4				
Week 5	■		■	

**% of Filings by Division**



**% of Filings by Case Type (Top 10)**



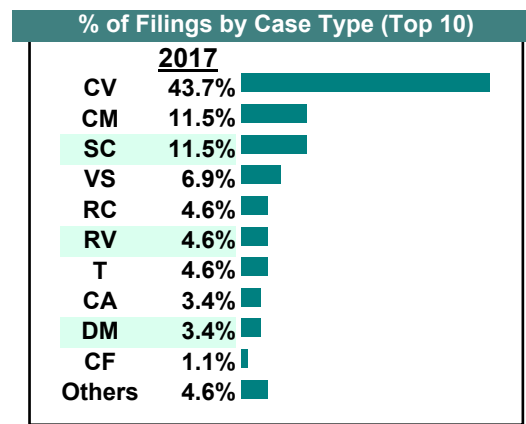
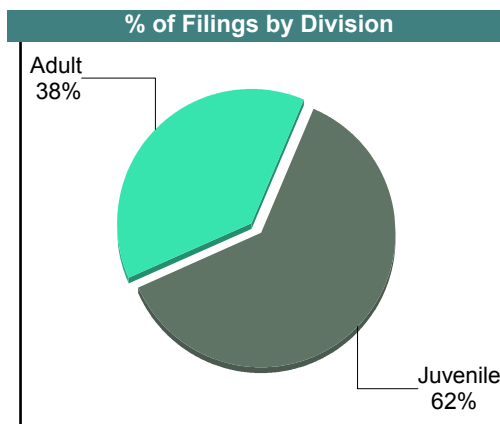
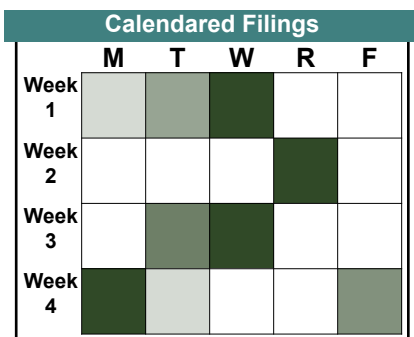
CASELOAD STATISTICS OF THE JUVENILE & DOMESTIC RELATIONS COURTS

October 2017

New Kent

District: 9

		Filings	Hearings	Transactions	Concluded	Cont
<b>Adult</b>						
Capias	CA	3	6	6	0	6
Felony	CF	1	7	7	1	6
Misdemeanor	CM	10	22	22	6	16
Family Abuse - Prot Order	FP	1	4	4	3	1
Remand Support	RS	1	1	1	1	-
Show Cause	SC	10	28	28	9	19
SL/Other	SL	1	1	1	1	-
Civil Support	VS	6	15	15	7	8
<b>Adult Total</b>		<b>33</b>	<b>84</b>	<b>84</b>	<b>28</b>	<b>56</b>
<b>Juvenile</b>						
Abuse or Neglect	AN	0	2	2	0	2
Child in Need of Services	CS	0	1	1	0	1
Custody Visitation	CV	38	87	87	40	47
Misdemeanor	DM	3	9	9	1	8
Petition	PT	1	1	1	1	-
Remand Custody	RC	4	4	4	4	-
Remand Visitation	RV	4	4	4	4	-
Show Cause	SC	0	1	1	0	1
Traffic	T	4	5	7	5	2
<b>Juvenile Total</b>		<b>54</b>	<b>114</b>	<b>116</b>	<b>55</b>	<b>61</b>
<b>New Kent Totals</b>		<b>87</b>	<b>198</b>	<b>200</b>	<b>83</b>	<b>117</b>



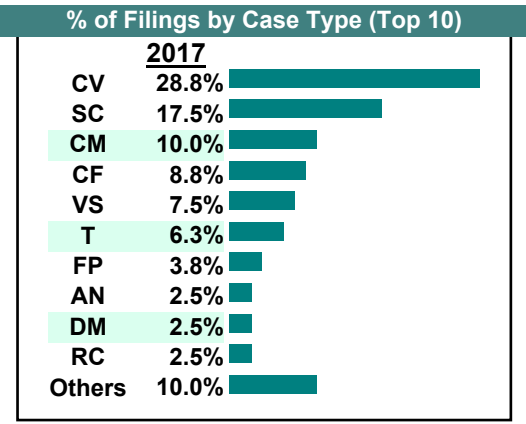
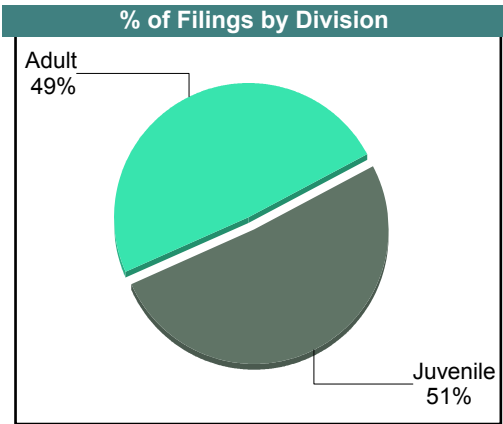
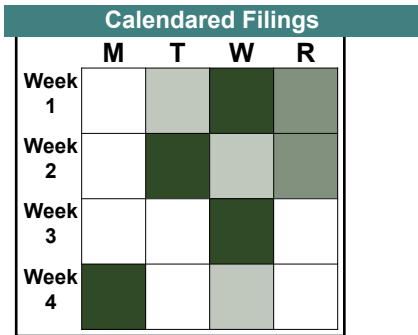
# CASELOAD STATISTICS OF THE JUVENILE & DOMESTIC RELATIONS COURTS

September 2017

New Kent

District: 9

		Filings	Hearings	Transactions	Concluded	Cont
<b>Adult</b>						
Capias	CA	0	2	2	2	-
Felony	CF	7	13	13	3	10
Misdemeanor	CM	8	33	33	18	15
Family Abuse - Prot Order	FP	3	6	6	3	3
Protective Order	PC	1	1	1	1	-
Violation of PO	PV	1	1	1	1	-
Remand Support	RS	1	1	1	1	-
Show Cause	SC	12	37	37	13	24
Civil Support	VS	6	13	13	4	9
<b>Adult Total</b>		<b>39</b>	<b>107</b>	<b>107</b>	<b>46</b>	<b>61</b>
<b>Juvenile</b>						
Abuse or Neglect	AN	2	2	2	0	2
Non-Family Abuse Prot Order	AP	0	1	1	1	-
Child in Need of Services	CS	1	2	2	1	1
Custody Visitation	CV	23	62	62	23	39
Felony	DF	0	1	1	0	1
Misdemeanor	DM	2	26	26	7	19
Initial Foster Care	IF	1	1	1	1	-
Remand Custody	RC	2	2	2	2	-
Remand Visitation	RV	2	2	2	2	-
Show Cause	SC	2	3	3	1	2
Status	ST	1	1	1	1	-
Traffic	T	5	15	15	4	11
Truancy	TR	0	3	3	1	2
<b>Juvenile Total</b>		<b>41</b>	<b>121</b>	<b>121</b>	<b>44</b>	<b>77</b>
<b>New Kent Totals</b>		<b>80</b>	<b>228</b>	<b>228</b>	<b>90</b>	<b>138</b>



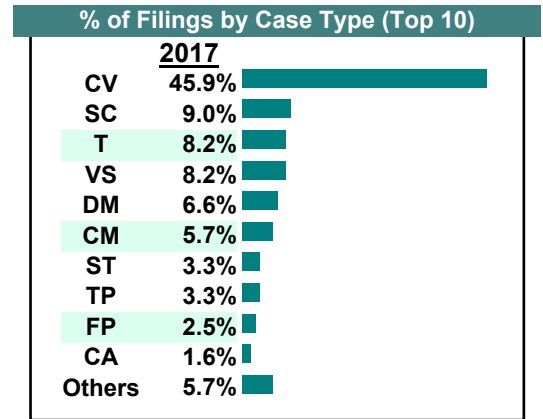
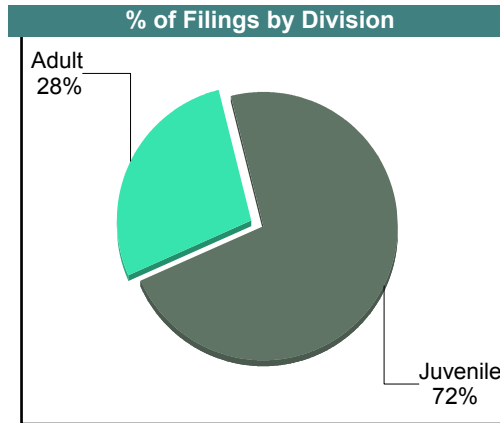
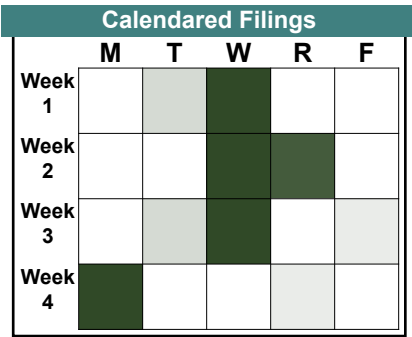
**CASELOAD STATISTICS OF THE JUVENILE & DOMESTIC RELATIONS COURTS**

**New Kent**

District: 9

August 2017

		<u>Filings</u>	<u>Hearings</u>	<u>Transactions</u>	<u>Concluded</u>	<u>Cont</u>
<b><u>Adult</u></b>						
Capias	CA	2	8	8	3	5
Felony	CF	0	2	2	2	-
Misdemeanor	CM	7	24	24	9	15
Family Abuse - Prot Order	FP	3	6	6	3	3
Remand Support	RS	1	1	1	1	-
Show Cause	SC	11	37	37	11	26
Civil Support	VS	10	17	17	9	8
<b>Adult Total</b>		<b>34</b>	<b>95</b>	<b>95</b>	<b>38</b>	<b>57</b>
<b><u>Juvenile</u></b>						
Custody Relief	CR	0	1	1	1	-
Child in Need of Services	CS	0	2	2	0	2
Custody Visitation	CV	56	88	88	20	68
Felony	DF	0	1	1	1	-
Misdemeanor	DM	8	24	24	8	16
Foster Care Review	FC	2	3	3	3	-
Permanency	PH	2	2	2	2	-
Remand Custody	RC	1	1	1	1	-
Remand Visitation	RV	1	1	1	1	-
Status	ST	4	4	4	2	2
Traffic	T	10	23	23	7	16
Term Parental Rights	TP	4	4	4	4	-
<b>Juvenile Total</b>		<b>88</b>	<b>154</b>	<b>154</b>	<b>50</b>	<b>104</b>
<b>New Kent Totals</b>		<b>122</b>	<b>249</b>	<b>249</b>	<b>88</b>	<b>161</b>



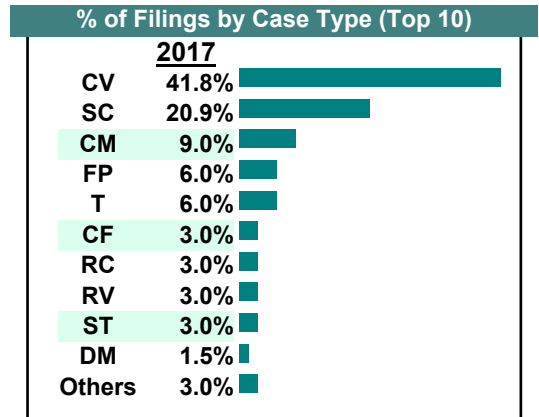
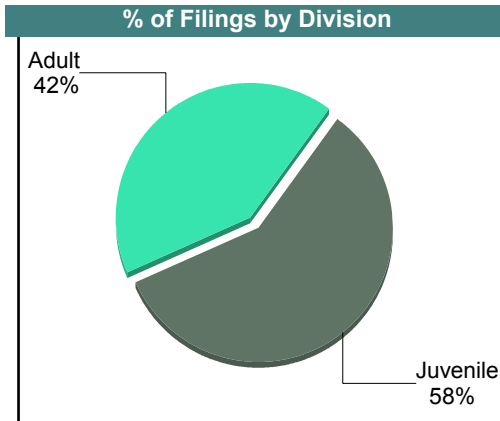
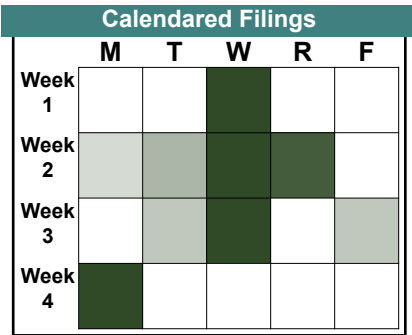
**CASELOAD STATISTICS OF THE JUVENILE & DOMESTIC RELATIONS COURTS**

July 2017

**New Kent**

District: 9

		<u>Filings</u>	<u>Hearings</u>	<u>Transactions</u>	<u>Concluded</u>	<u>Cont</u>
<b><u>Adult</u></b>						
Capias	CA	0	4	4	4	-
Felony	CF	2	7	7	5	2
Misdemeanor	CM	6	44	44	18	26
Family Abuse - Prot Order	FP	4	7	7	4	3
Violation of PO	PV	1	1	1	1	-
Show Cause	SC	14	28	28	8	20
Civil Support	VS	1	4	4	0	4
<b>Adult Total</b>		<b>28</b>	<b>95</b>	<b>95</b>	<b>40</b>	<b>55</b>
<b><u>Juvenile</u></b>						
Non-Family Abuse Prot Order	AP	0	1	1	1	-
Custody Relief	CR	0	1	1	1	-
Child in Need of Services	CS	0	2	2	0	2
Custody Visitation	CV	28	51	51	24	27
Felony	DF	0	20	20	17	3
Misdemeanor	DM	1	52	52	44	8
Remand Custody	RC	2	2	2	2	-
Remand Visitation	RV	2	2	2	2	-
Status	ST	2	3	3	3	-
Traffic	T	4	9	10	4	6
Truancy	TR	0	2	2	0	2
<b>Juvenile Total</b>		<b>39</b>	<b>145</b>	<b>146</b>	<b>98</b>	<b>48</b>
<b>New Kent Totals</b>		<b>67</b>	<b>240</b>	<b>241</b>	<b>138</b>	<b>103</b>



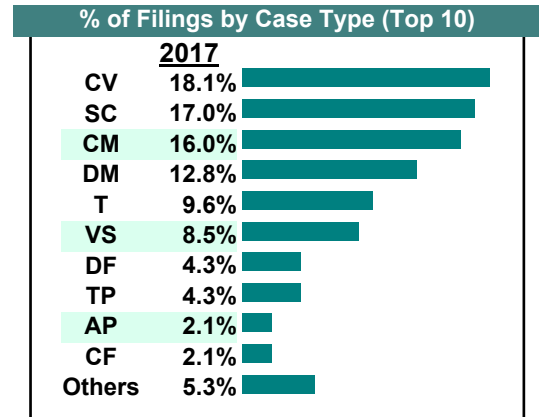
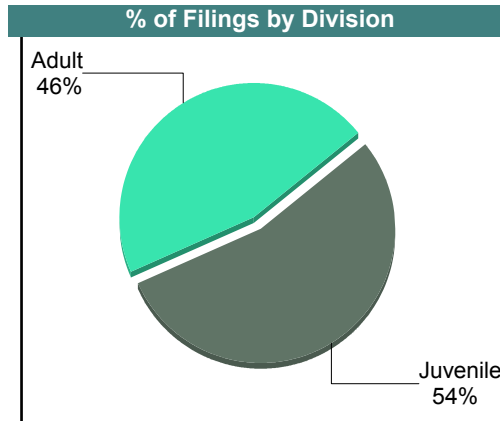
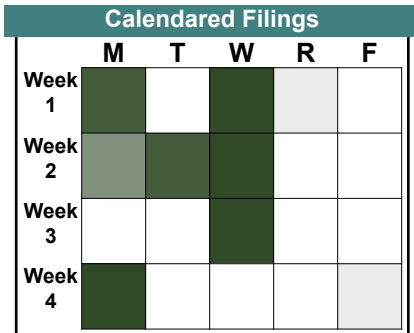
# CASELOAD STATISTICS OF THE JUVENILE & DOMESTIC RELATIONS COURTS

June 2017

New Kent

District: 9

		<u>Filings</u>	<u>Hearings</u>	<u>Transactions</u>	<u>Concluded</u>	<u>Cont</u>
<b><u>Adult</u></b>						
Capias	CA	1	5	5	1	4
Felony	CF	2	16	16	6	10
Misdemeanor	CM	15	37	37	8	29
Family Abuse - Prot Order	FP	1	1	1	0	1
Remand Support	RS	1	1	1	1	-
Show Cause	SC	15	34	34	15	19
Civil Support	VS	8	14	14	9	5
<b>Adult Total</b>		<b>43</b>	<b>108</b>	<b>108</b>	<b>40</b>	<b>68</b>
<b><u>Juvenile</u></b>						
Non-Family Abuse Prot Order	AP	2	2	2	0	2
Custody Relief	CR	0	1	1	0	1
Child in Need of Services	CS	0	1	1	0	1
Custody Visitation	CV	17	38	38	24	14
Felony	DF	4	33	33	8	25
Misdemeanor	DM	12	63	63	6	57
Remand Custody	RC	1	1	1	1	-
Remand Visitation	RV	1	1	1	1	-
Show Cause	SC	1	1	1	1	-
Status	ST	0	1	1	0	1
Traffic	T	9	12	12	1	11
Term Parental Rights	TP	4	4	4	4	-
Truancy	TR	0	1	1	0	1
<b>Juvenile Total</b>		<b>51</b>	<b>159</b>	<b>159</b>	<b>46</b>	<b>113</b>
<b>New Kent Totals</b>		<b>94</b>	<b>267</b>	<b>267</b>	<b>86</b>	<b>181</b>





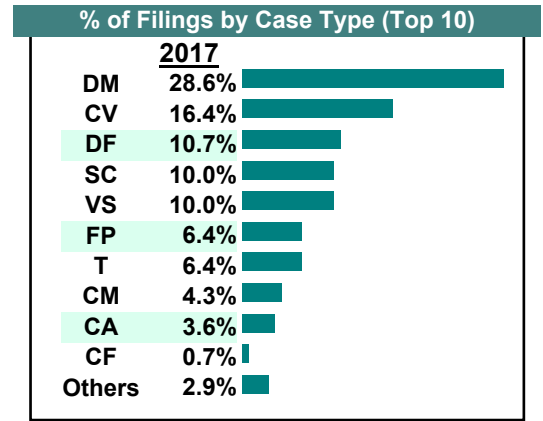
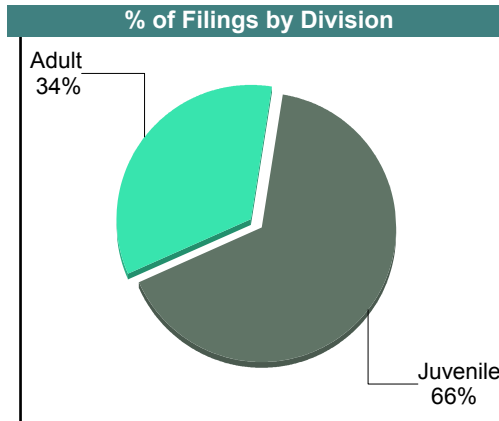

**CASELOAD STATISTICS OF THE JUVENILE & DOMESTIC RELATIONS COURTS**

May 2017

**New Kent**

District: 9

		<u>Filings</u>	<u>Hearings</u>	<u>Transactions</u>	<u>Concluded</u>	<u>Cont</u>
<b><u>Adult</u></b>						
Capias	CA	5	8	8	2	6
Felony	CF	1	4	4	2	2
Misdemeanor	CM	6	26	26	5	21
Family Abuse - Prot Order	FP	8	14	14	8	6
Show Cause	SC	14	34	34	9	25
Civil Support	VS	14	20	20	15	5
<b>Adult Total</b>		<b>48</b>	<b>106</b>	<b>106</b>	<b>41</b>	<b>65</b>
<b><u>Juvenile</u></b>						
Custody Relief	CR	0	2	2	0	2
Child in Need of Services	CS	1	2	2	0	2
Custody Visitation	CV	23	53	53	20	33
Felony	DF	15	46	46	18	28
Misdemeanor	DM	40	66	66	17	49
Foster Care Review	FC	1	1	1	0	1
Family Abuse - Prot Order	FP	1	1	1	1	-
Initial Foster Care	IF	1	1	1	1	-
Motion - Prot Order	MP	1	2	2	1	1
Show Cause	SC	0	2	2	2	-
Status	ST	0	1	1	1	-
Traffic	T	9	15	15	6	9
Truancy	TR	0	2	2	0	2
<b>Juvenile Total</b>		<b>92</b>	<b>194</b>	<b>194</b>	<b>67</b>	<b>127</b>
<b>New Kent Totals</b>		<b>140</b>	<b>300</b>	<b>300</b>	<b>108</b>	<b>192</b>




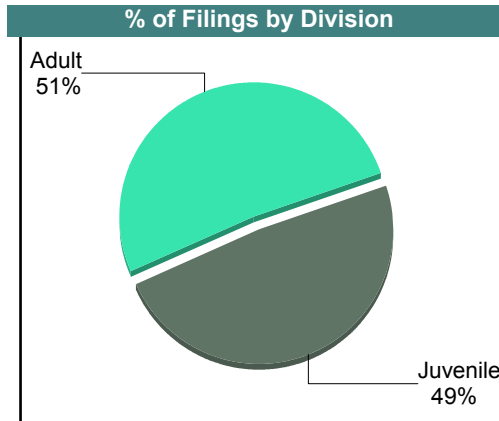
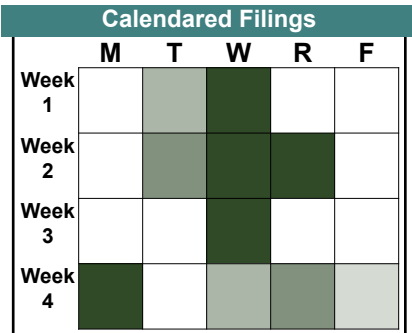
**CASELOAD STATISTICS OF THE JUVENILE & DOMESTIC RELATIONS COURTS**

April 2017

**New Kent**

District: 9

		<u>Filings</u>	<u>Hearings</u>	<u>Transactions</u>	<u>Concluded</u>	<u>Cont</u>
<b><u>Adult</u></b>						
Non-Family Abuse Prot Order	AP	1	2	2	1	1
Capias	CA	0	3	3	0	3
Felony	CF	5	21	21	3	18
Misdemeanor	CM	18	40	40	13	27
Family Abuse - Prot Order	FP	1	1	1	0	1
Show Cause	SC	7	23	23	13	10
Civil Support	VS	6	17	17	12	5
<b>Adult Total</b>		<b>38</b>	<b>107</b>	<b>107</b>	<b>42</b>	<b>65</b>
<b><u>Juvenile</u></b>						
Abuse or Neglect	AN	2	2	2	2	-
Custody Relief	CR	2	3	3	2	1
Child in Need of Services	CS	0	1	1	1	-
Custody Visitation	CV	19	46	46	26	20
Felony	DF	0	3	3	1	2
Misdemeanor	DM	5	25	25	10	15
Initial Foster Care	IF	1	1	1	1	-
Motion - Prot Order	MP	1	1	1	1	-
Permanency	PH	2	2	2	2	-
Show Cause	SC	0	4	4	3	1
Status	ST	1	6	6	5	1
Traffic	T	2	16	16	12	4
Term Parental Rights	TP	1	1	1	1	-
<b>Juvenile Total</b>		<b>36</b>	<b>111</b>	<b>111</b>	<b>67</b>	<b>44</b>
<b>New Kent Totals</b>		<b>74</b>	<b>218</b>	<b>218</b>	<b>109</b>	<b>109</b>



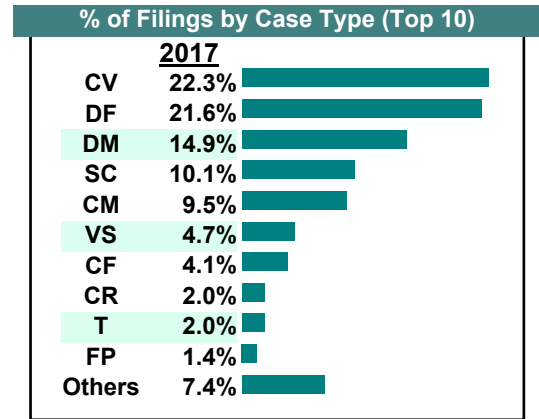
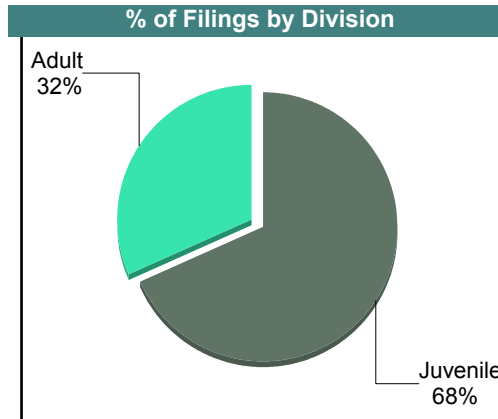
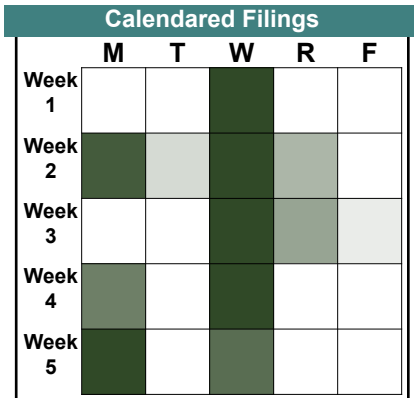
# CASELOAD STATISTICS OF THE JUVENILE & DOMESTIC RELATIONS COURTS

March 2017

New Kent

District: 9

		<u>Filings</u>	<u>Hearings</u>	<u>Transactions</u>	<u>Concluded</u>	<u>Cont</u>
<b>Adult</b>						
Non-Family Abuse Prot Order	AP	1	3	3	3	-
Capias	CA	1	2	2	1	1
Felony	CF	6	12	12	6	6
Misdemeanor	CM	14	31	31	10	21
Family Abuse - Prot Order	FP	2	4	4	1	3
Other	OT	1	1	1	1	-
Show Cause	SC	14	31	31	14	17
SL/Other	SL	1	2	2	2	-
Civil Support	VS	7	16	16	8	8
<b>Adult Total</b>		<b>47</b>	<b>102</b>	<b>102</b>	<b>46</b>	<b>56</b>
<b>Juvenile</b>						
Custody Relief	CR	3	4	4	1	3
Child in Need of Services	CS	1	1	1	0	1
Custody Visitation	CV	33	79	79	28	51
Felony	DF	32	58	58	6	52
Misdemeanor	DM	22	40	40	8	32
Initial Foster Care	IF	1	1	1	1	-
Motion - Prot Order	MP	1	1	1	1	-
Show Cause	SC	1	3	3	0	3
Status	ST	2	4	4	3	1
Traffic	T	3	7	7	6	1
Truancy	TR	2	2	2	0	2
<b>Juvenile Total</b>		<b>101</b>	<b>200</b>	<b>200</b>	<b>54</b>	<b>146</b>
<b>New Kent Totals</b>		<b>148</b>	<b>302</b>	<b>302</b>	<b>100</b>	<b>202</b>



**CASELOAD STATISTICS OF THE JUVENILE & DOMESTIC RELATIONS COURTS**

February 2017

**New Kent**

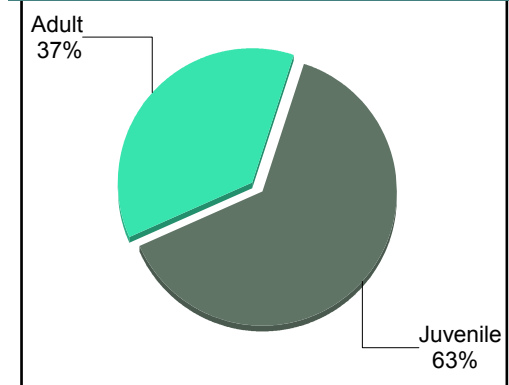
District: 9

		<u>Filings</u>	<u>Hearings</u>	<u>Transactions</u>	<u>Concluded</u>	<u>Cont</u>
<b>Adult</b>						
Capias	CA	1	7	7	3	4
Felony	CF	4	9	9	2	7
Misdemeanor	CM	6	17	17	3	14
Family Abuse - Prot Order	FP	2	5	5	3	2
Other	OT	0	1	1	1	-
Show Cause	SC	11	31	31	9	22
Civil Support	VS	13	20	20	9	11
<b>Adult Total</b>		<b>37</b>	<b>90</b>	<b>90</b>	<b>30</b>	<b>60</b>
<b>Juvenile</b>						
Child in Need of Services	CS	1	1	1	0	1
Custody Visitation	CV	33	57	57	24	33
Felony	DF	5	19	19	6	13
Misdemeanor	DM	12	27	27	5	22
Permanency	PH	2	2	2	2	-
Remand Custody	RC	1	1	1	1	-
Remand Visitation	RV	1	1	1	1	-
Show Cause	SC	2	2	2	0	2
Status	ST	2	3	3	0	3
Traffic	T	5	10	10	5	5
<b>Juvenile Total</b>		<b>64</b>	<b>123</b>	<b>123</b>	<b>44</b>	<b>79</b>
<b>New Kent Totals</b>		<b>101</b>	<b>213</b>	<b>213</b>	<b>74</b>	<b>139</b>

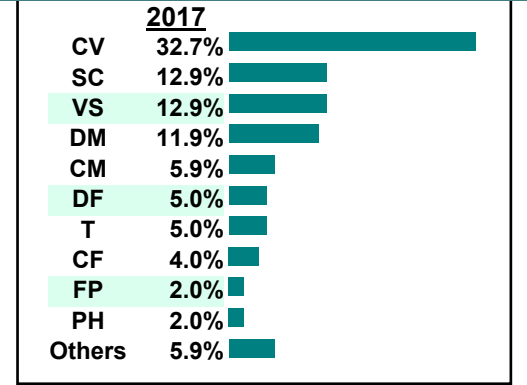
**Calendared Filings**

	M	T	W	R
Week 1				
Week 2				
Week 3				
Week 4				
Week 5				

**% of Filings by Division**



**% of Filings by Case Type (Top 10)**



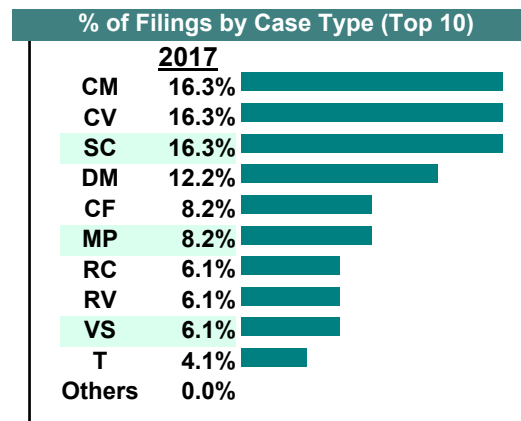
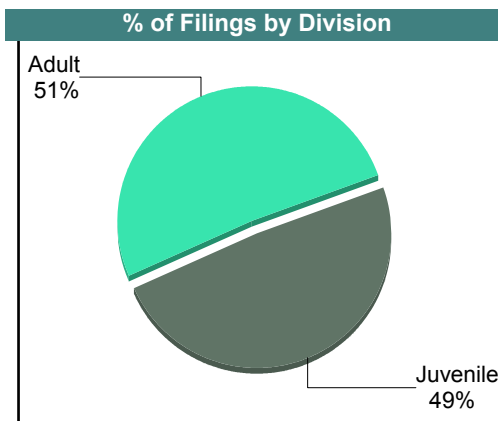
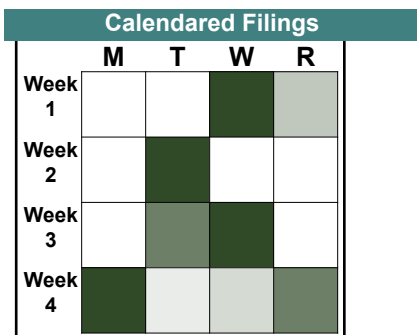
# CASELOAD STATISTICS OF THE JUVENILE & DOMESTIC RELATIONS COURTS

January 2017

New Kent

District: 9

		<u>Filings</u>	<u>Hearings</u>	<u>Transactions</u>	<u>Concluded</u>	<u>Cont</u>
<b>Adult</b>						
Capias	CA	0	1	1	0	1
Felony	CF	4	7	7	1	6
Misdemeanor	CM	8	21	21	8	13
Family Abuse - Prot Order	FP	0	3	3	2	1
Motion - Prot Order	MP	2	2	2	2	-
Other	OT	0	1	1	0	1
Show Cause	SC	8	31	31	4	27
SL/Other	SL	0	1	1	0	1
Civil Support	VS	3	19	19	8	11
<b>Adult Total</b>		<b>25</b>	<b>86</b>	<b>86</b>	<b>25</b>	<b>61</b>
<b>Juvenile</b>						
Abuse or Neglect	AN	0	2	2	2	-
Custody Relief	CR	0	1	1	1	-
Custody Visitation	CV	8	55	55	26	29
Felony	DF	0	2	2	1	1
Misdemeanor	DM	6	19	19	7	12
Motion - Prot Order	MP	2	2	2	2	-
Remand Custody	RC	3	3	3	3	-
Remand Visitation	RV	3	3	3	3	-
Status	ST	0	1	1	0	1
Traffic	T	2	7	7	5	2
Truancy	TR	0	1	1	0	1
<b>Juvenile Total</b>		<b>24</b>	<b>96</b>	<b>96</b>	<b>50</b>	<b>46</b>
<b>New Kent Totals</b>		<b>49</b>	<b>182</b>	<b>182</b>	<b>75</b>	<b>107</b>



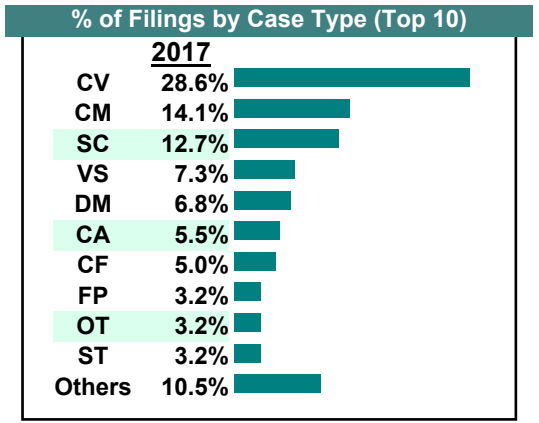
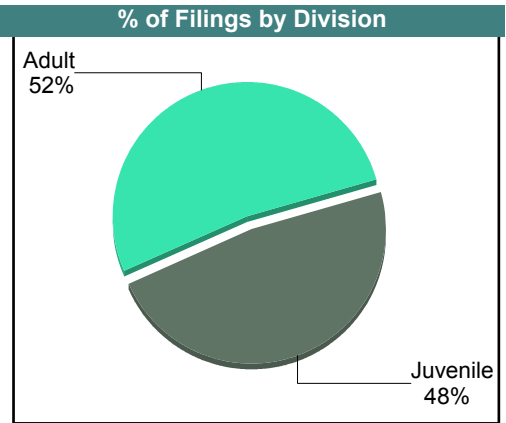

**CASELOAD STATISTICS OF THE JUVENILE & DOMESTIC RELATIONS COURTS**

December 2017

**Williamsburg**

District: 9

		<u>Filings</u>	<u>Hearings</u>	<u>Transactions</u>	<u>Concluded</u>	<u>Cont</u>
<b><u>Adult</u></b>						
Capias	CA	12	30	30	11	19
Felony	CF	11	36	36	15	21
Misdemeanor	CM	31	115	115	52	63
Family Abuse - Prot Order	FP	7	13	13	9	4
Motion - Prot Order	MP	3	3	3	3	-
Other	OT	7	7	7	7	-
Show Cause	SC	27	59	59	22	37
SL/Other	SL	1	1	1	1	-
Civil Support	VS	16	28	28	19	9
<b>Adult Total</b>		<b>115</b>	<b>292</b>	<b>292</b>	<b>139</b>	<b>153</b>
<b><u>Juvenile</u></b>						
Abuse or Neglect	AN	4	4	4	2	2
Non-Family Abuse Prot Order	AP	1	2	2	1	1
Capias	CA	0	1	1	1	-
Custody Relief	CR	2	2	2	0	2
Child in Need of Services	CS	0	1	1	0	1
Custody Visitation	CV	63	123	123	69	54
Felony	DF	5	18	18	8	10
Misdemeanor	DM	15	81	81	26	55
Foster Care Review	FC	1	1	1	1	-
Motion - Prot Order	MP	2	3	3	2	1
Petition	PT	1	1	1	1	-
Child at Risk	RI	0	4	4	4	-
Show Cause	SC	1	2	2	1	1
Status	ST	7	13	13	10	3
Traffic	T	3	8	8	6	2
<b>Juvenile Total</b>		<b>105</b>	<b>264</b>	<b>264</b>	<b>132</b>	<b>132</b>
<b>Williamsburg Totals</b>		<b>220</b>	<b>556</b>	<b>556</b>	<b>271</b>	<b>285</b>



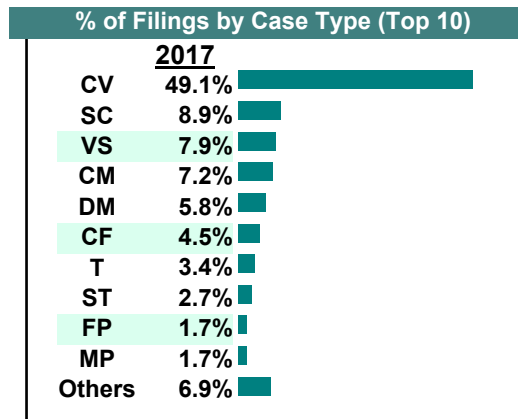
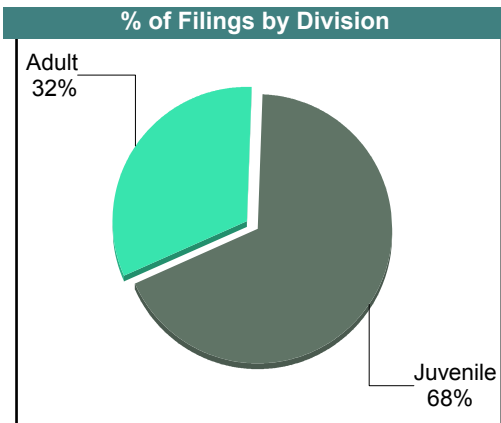

**CASELOAD STATISTICS OF THE JUVENILE & DOMESTIC RELATIONS COURTS**

**Williamsburg**

District: 9

November 2017

		<u>Filings</u>	<u>Hearings</u>	<u>Transactions</u>	<u>Concluded</u>	<u>Cont</u>
<b><u>Adult</u></b>						
Capias	CA	3	21	21	11	10
Felony	CF	13	26	26	7	19
Misdemeanor	CM	21	102	102	47	55
Family Abuse - Prot Order	FP	5	10	10	5	5
Motion - Prot Order	MP	0	1	1	1	-
Remand Support	RS	1	1	1	1	-
Show Cause	SC	25	66	66	32	34
SL/Other	SL	3	3	3	3	-
Civil Support	VS	23	40	40	29	11
<b>Adult Total</b>		<b>94</b>	<b>270</b>	<b>270</b>	<b>136</b>	<b>134</b>
<b><u>Juvenile</u></b>						
Capias	CA	0	1	1	0	1
Child in Need of Services	CS	1	1	1	0	1
Custody Visitation	CV	143	228	228	120	108
Felony	DF	2	14	14	8	6
Misdemeanor	DM	17	52	52	13	39
Foster Care Review	FC	1	1	1	1	-
Initial Foster Care	IF	2	2	2	2	-
Motion - Prot Order	MP	5	5	5	4	1
Permanency	PH	1	1	1	1	-
Petition	PT	2	3	3	3	-
Remand Custody	RC	2	2	2	2	-
Child at Risk	RI	0	6	6	4	2
Remand Visitation	RV	2	2	2	2	-
Show Cause	SC	1	8	8	3	5
Status	ST	8	11	11	9	2
Traffic	T	10	12	16	9	7
Term Parental Rights	TP	0	2	2	2	-
<b>Juvenile Total</b>		<b>197</b>	<b>351</b>	<b>355</b>	<b>183</b>	<b>172</b>
<b>Williamsburg Totals</b>		<b>291</b>	<b>621</b>	<b>625</b>	<b>319</b>	<b>306</b>



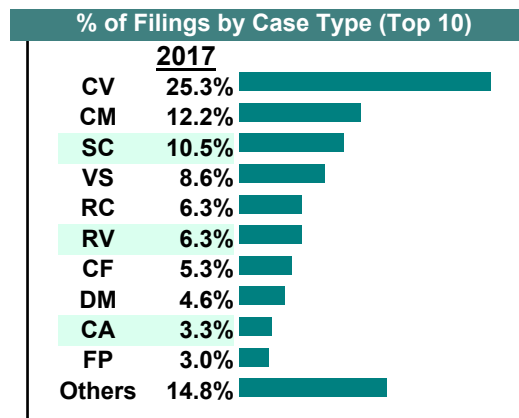
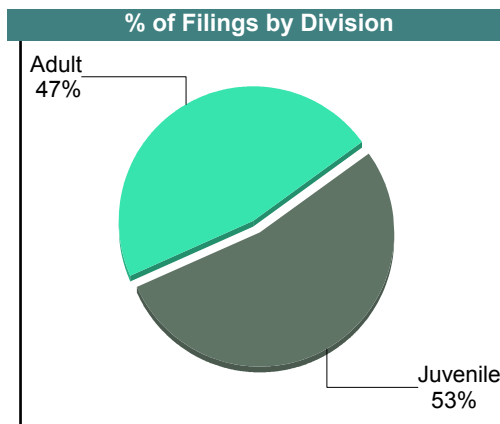

**CASELOAD STATISTICS OF THE JUVENILE & DOMESTIC RELATIONS COURTS**

October 2017

**Williamsburg**

District: 9

		<u>Filings</u>	<u>Hearings</u>	<u>Transactions</u>	<u>Concluded</u>	<u>Cont</u>
<b><u>Adult</u></b>						
Capias	CA	10	32	32	13	19
Felony	CF	16	43	43	23	20
Misdemeanor	CM	37	109	109	35	74
Family Abuse - Prot Order	FP	9	15	15	6	9
Motion - Prot Order	MP	3	3	3	2	1
Other	OT	3	3	3	3	-
Remand Support	RS	9	9	9	9	-
Show Cause	SC	29	73	73	35	38
Civil Support	VS	26	41	41	27	14
<b>Adult Total</b>		<b>142</b>	<b>328</b>	<b>328</b>	<b>153</b>	<b>175</b>
<b><u>Juvenile</u></b>						
Abuse or Neglect	AN	0	1	1	1	-
Child in Need of Services	CS	0	1	1	1	-
Custody Visitation	CV	77	149	149	81	68
Felony	DF	7	27	27	7	20
Misdemeanor	DM	14	63	63	15	48
Entrustment	ET	0	1	1	1	-
Foster Care Review	FC	1	1	1	1	-
Initial Foster Care	IF	0	1	1	1	-
Permanency	PH	1	2	2	2	-
Petition	PT	2	2	2	2	-
Remand Custody	RC	19	19	19	19	-
Child at Risk	RI	8	20	20	0	20
Remand Visitation	RV	19	19	19	19	-
Show Cause	SC	3	5	5	1	4
Status	ST	3	10	10	3	7
Traffic	T	4	16	16	9	7
Term Parental Rights	TP	2	2	2	0	2
Truancy	TR	2	2	2	2	-
<b>Juvenile Total</b>		<b>162</b>	<b>341</b>	<b>341</b>	<b>165</b>	<b>176</b>
<b>Williamsburg Totals</b>		<b>304</b>	<b>669</b>	<b>669</b>	<b>318</b>	<b>351</b>





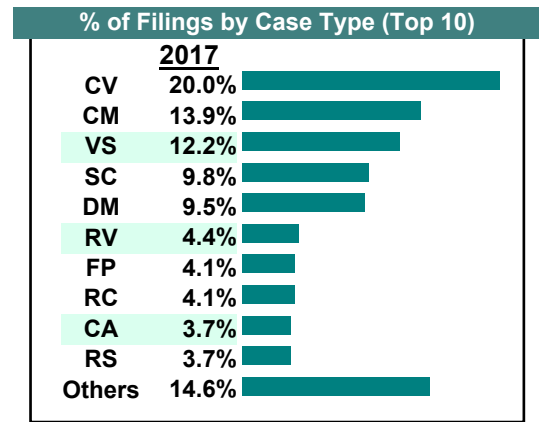
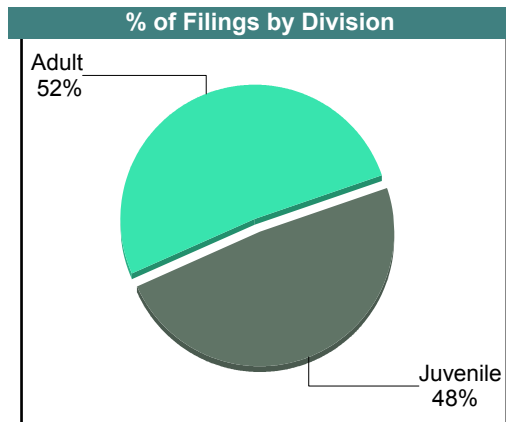

**CASELOAD STATISTICS OF THE JUVENILE & DOMESTIC RELATIONS COURTS**

September 2017

**Williamsburg**

District: 9

		<u>Filings</u>	<u>Hearings</u>	<u>Transactions</u>	<u>Concluded</u>	<u>Cont</u>
<b><u>Adult</u></b>						
Capias	CA	11	28	28	5	23
Felony	CF	8	27	27	10	17
Misdemeanor	CM	41	135	135	33	102
Family Abuse - Prot Order	FP	12	17	17	11	6
Motion - Prot Order	MP	3	3	3	3	-
Protective Order	PC	1	1	1	1	-
Violation of PO	PV	1	1	1	1	-
Remand Support	RS	11	11	11	11	-
Show Cause	SC	28	66	66	22	44
Civil Support	VS	36	47	47	32	15
<b>Adult Total</b>		<b>152</b>	<b>336</b>	<b>336</b>	<b>129</b>	<b>207</b>
<b><u>Juvenile</u></b>						
Abuse or Neglect	AN	0	3	3	3	-
Custody Relief	CR	2	2	2	0	2
Custody Visitation	CV	59	116	116	75	41
Felony	DF	4	20	20	4	16
Misdemeanor	DM	28	79	79	33	46
Entrustment	ET	2	2	2	1	1
Foster Care Review	FC	1	1	1	1	-
Initial Foster Care	IF	2	2	2	1	1
Protective Order	PC	1	1	1	1	-
Permanency	PH	1	1	1	0	1
Petition	PT	3	3	3	2	1
Remand Custody	RC	12	12	12	12	-
Remand Visitation	RV	13	13	13	13	-
Show Cause	SC	1	5	5	1	4
Status	ST	3	10	10	4	6
Traffic	T	10	16	16	9	7
Term Parental Rights	TP	0	1	1	1	-
Truancy	TR	1	1	1	1	-
<b>Juvenile Total</b>		<b>143</b>	<b>288</b>	<b>288</b>	<b>162</b>	<b>126</b>
<b>Williamsburg Totals</b>		<b>295</b>	<b>624</b>	<b>624</b>	<b>291</b>	<b>333</b>



**CASELOAD STATISTICS OF THE JUVENILE & DOMESTIC RELATIONS COURTS**

**Williamsburg**

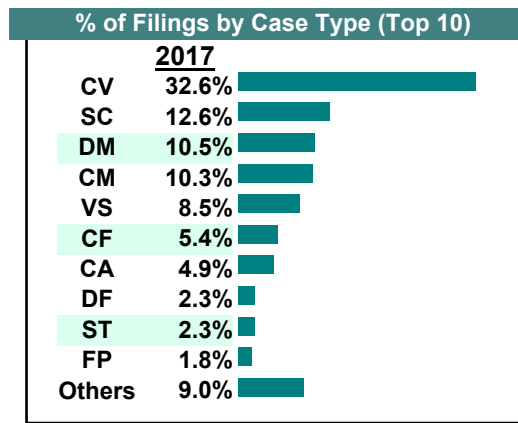
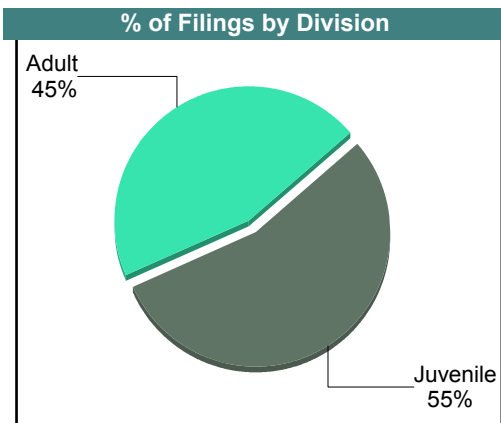

District: 9

August 2017

		<u>Filings</u>	<u>Hearings</u>	<u>Transactions</u>	<u>Concluded</u>	<u>Cont</u>
<b><u>Adult</u></b>						
Capias	CA	19	40	40	23	17
Felony	CF	21	31	31	12	19
Misdemeanor	CM	40	107	107	36	71
Family Abuse - Prot Order	FP	7	12	12	7	5
Motion - Prot Order	MP	4	4	4	4	-
Other	OT	3	3	3	3	-
Violation of PO	PV	1	1	1	1	-
Remand Support	RS	3	3	3	3	-
Show Cause	SC	46	75	75	32	43
Civil Support	VS	33	47	47	31	16
<b>Adult Total</b>		<b>177</b>	<b>323</b>	<b>323</b>	<b>152</b>	<b>171</b>

<b><u>Juvenile</u></b>						
Abuse or Neglect	AN	4	7	7	1	6
Child in Need of Services	CS	0	1	1	0	1
Custody Visitation	CV	127	256	256	124	132
Felony	DF	9	28	28	7	21
Misdemeanor	DM	41	93	93	22	71
Entrustment	ET	1	1	1	1	-
Initial Foster Care	IF	2	2	2	2	-
Motion - Prot Order	MP	2	2	2	2	-
Permanency	PH	1	1	1	1	-
Petition	PT	2	4	4	4	-
Remand Custody	RC	4	4	4	4	-
Remand Visitation	RV	4	4	4	4	-
Show Cause	SC	3	7	7	2	5
Status	ST	9	18	18	10	8
Traffic	T	4	12	12	6	6
<b>Juvenile Total</b>		<b>213</b>	<b>440</b>	<b>440</b>	<b>190</b>	<b>250</b>

<b>Williamsburg Totals</b>		<b>390</b>	<b>763</b>	<b>763</b>	<b>342</b>	<b>421</b>
----------------------------	--	------------	------------	------------	------------	------------



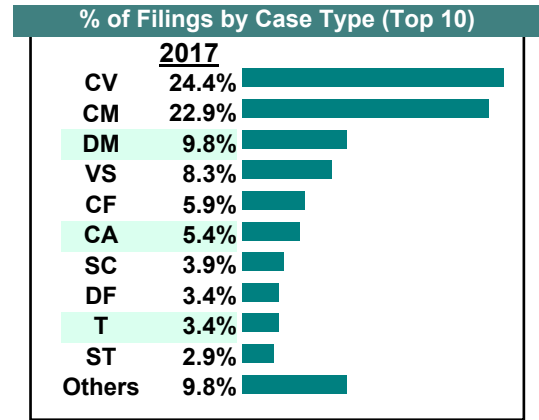
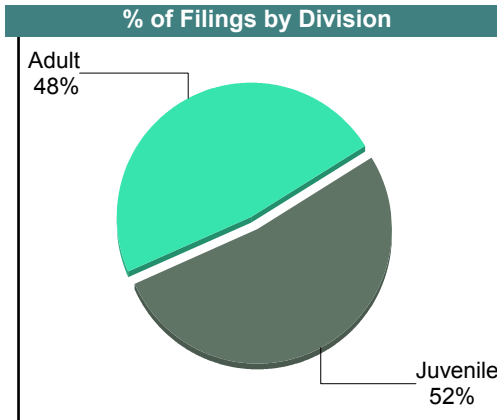
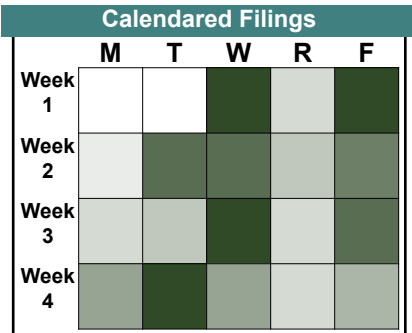
**CASELOAD STATISTICS OF THE JUVENILE & DOMESTIC RELATIONS COURTS**

July 2017

**Williamsburg**

District: 9

		<u>Filings</u>	<u>Hearings</u>	<u>Transactions</u>	<u>Concluded</u>	<u>Cont</u>
<b><u>Adult</u></b>						
Non-Family Abuse Prot Order	AP	1	1	1	1	-
Bond Forfeiture	BF	0	1	1	1	-
Capias	CA	10	21	21	14	7
Felony	CF	12	28	28	11	17
Misdemeanor	CM	47	102	102	40	62
Family Abuse - Prot Order	FP	2	5	5	3	2
Remand Support	RS	2	2	2	2	-
Show Cause	SC	6	42	42	29	13
SL/Other	SL	1	1	1	1	-
Civil Support	VS	17	28	28	18	10
<b>Adult Total</b>		<b>98</b>	<b>231</b>	<b>231</b>	<b>120</b>	<b>111</b>
<b><u>Juvenile</u></b>						
Abuse or Neglect	AN	3	5	5	4	1
Capias	CA	1	2	2	1	1
Custody Visitation	CV	50	124	124	89	35
Felony	DF	7	14	14	3	11
Misdemeanor	DM	20	52	52	18	34
Foster Care Review	FC	1	1	1	1	-
Petition	PT	5	5	5	5	-
Remand Custody	RC	3	3	3	3	-
Child at Risk	RI	0	1	1	1	-
Remand Visitation	RV	2	2	2	2	-
Show Cause	SC	2	6	6	5	1
Status	ST	6	11	11	4	7
Traffic	T	7	13	13	6	7
<b>Juvenile Total</b>		<b>107</b>	<b>239</b>	<b>239</b>	<b>142</b>	<b>97</b>
<b>Williamsburg Totals</b>		<b>205</b>	<b>470</b>	<b>470</b>	<b>262</b>	<b>208</b>



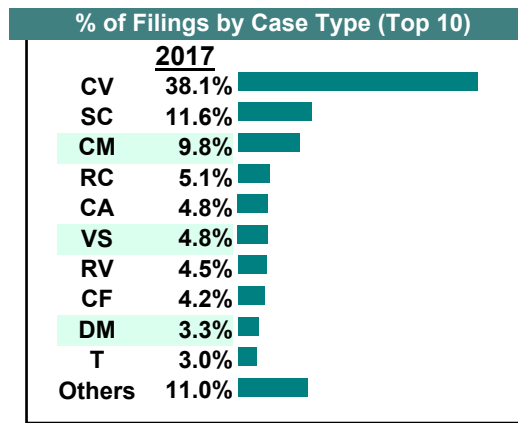
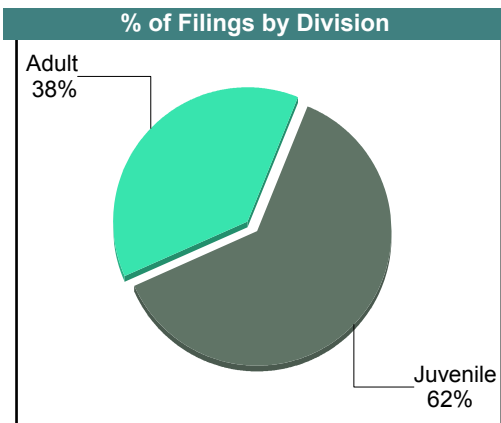

CASELOAD STATISTICS OF THE JUVENILE & DOMESTIC RELATIONS COURTS

Williamsburg

District: 9

June 2017

		Filings	Hearings	Transactions	Concluded	Cont
<b>Adult</b>						
Capias	CA	14	47	47	21	26
Felony	CF	14	32	32	14	18
Misdemeanor	CM	33	106	106	36	70
Family Abuse - Prot Order	FP	7	14	14	9	5
Motion - Prot Order	MP	1	1	1	1	-
Remand Support	RS	9	9	9	9	-
Show Cause	SC	32	94	94	42	52
SL/Other	SL	1	1	1	1	-
Civil Support	VS	16	36	36	26	10
<b>Adult Total</b>		<b>127</b>	<b>340</b>	<b>340</b>	<b>159</b>	<b>181</b>
<b>Juvenile</b>						
Abuse or Neglect	AN	2	4	4	0	4
Capias	CA	2	3	3	1	2
Custody Visitation	CV	128	216	216	89	127
Felony	DF	3	27	27	17	10
Misdemeanor	DM	11	75	75	31	44
Entrustment	ET	1	2	2	1	1
Foster Care Review	FC	1	1	1	1	-
Initial Foster Care	IF	1	2	2	1	1
Motion - Prot Order	MP	1	1	1	1	-
Petition	PT	3	5	5	3	2
Remand Custody	RC	17	17	17	17	-
Remand Visitation	RV	15	15	15	15	-
Show Cause	SC	7	20	20	7	13
Status	ST	7	16	16	6	10
Traffic	T	10	14	14	3	11
Truancy	TR	0	1	1	1	-
<b>Juvenile Total</b>		<b>209</b>	<b>419</b>	<b>419</b>	<b>194</b>	<b>225</b>
<b>Williamsburg Totals</b>		<b>336</b>	<b>759</b>	<b>759</b>	<b>353</b>	<b>406</b>



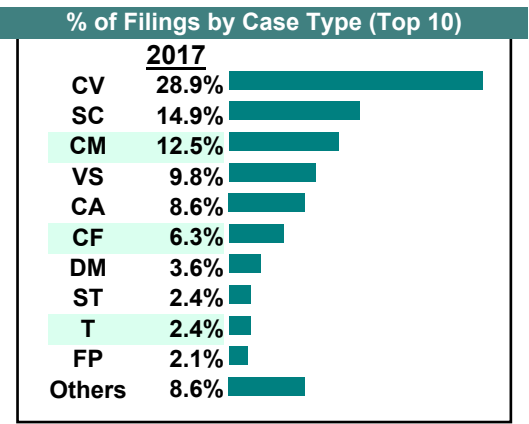
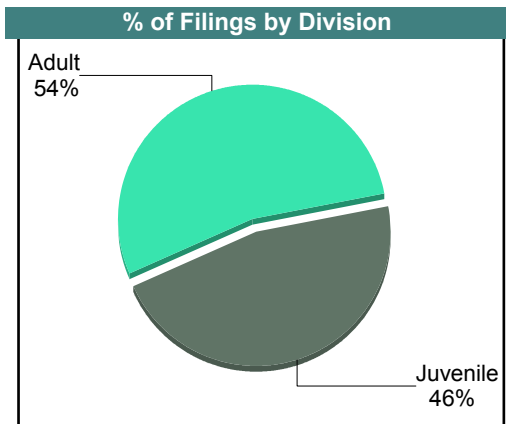

**CASELOAD STATISTICS OF THE JUVENILE & DOMESTIC RELATIONS COURTS**

May 2017

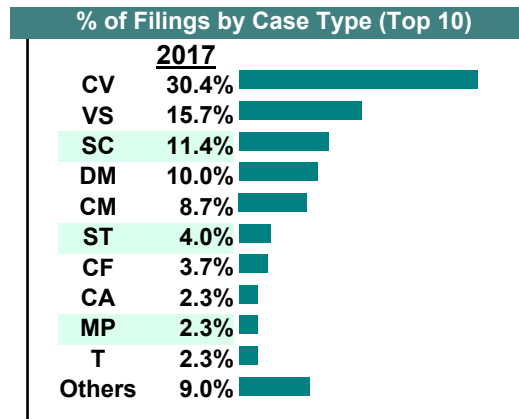
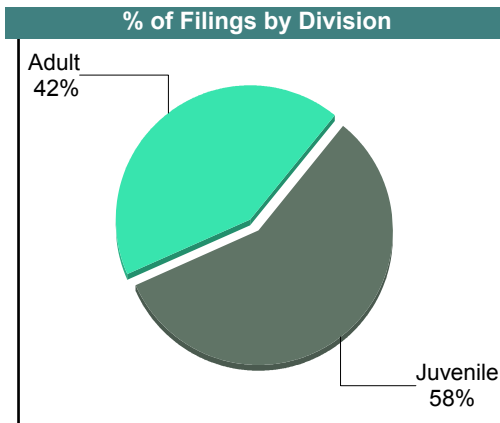
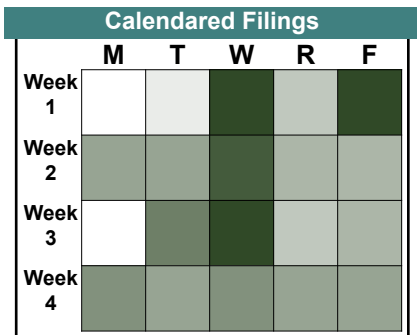
**Williamsburg**

District: 9

		<u>Filings</u>	<u>Hearings</u>	<u>Transactions</u>	<u>Concluded</u>	<u>Cont</u>
<b>Adult</b>						
Non-Family Abuse Prot Order	AP	1	1	1	1	-
Capias	CA	29	54	54	19	35
Felony	CF	21	34	34	16	18
Misdemeanor	CM	42	99	99	32	67
Family Abuse - Prot Order	FP	7	9	9	7	2
Motion - Prot Order	MP	4	4	4	4	-
Remand Support	RS	2	2	2	2	-
Show Cause	SC	41	85	85	35	50
Civil Support	VS	33	76	76	44	32
<b>Adult Total</b>		<b>180</b>	<b>364</b>	<b>364</b>	<b>160</b>	<b>204</b>
<b>Juvenile</b>						
Abuse or Neglect	AN	0	2	2	2	-
Non-Family Abuse Prot Order	AP	0	1	1	1	-
Capias	CA	0	1	1	1	-
Custody Visitation	CV	97	171	171	92	79
Felony	DF	1	22	22	10	12
Misdemeanor	DM	12	65	65	21	44
Entrustment	ET	1	1	1	1	-
Foster Care Review	FC	1	1	1	1	-
Initial Foster Care	IF	0	1	1	1	-
Motion - Prot Order	MP	2	5	5	5	-
Permanency	PH	1	1	1	1	-
Petition	PT	5	8	8	7	1
Remand Custody	RC	3	3	3	3	-
Child at Risk	RI	1	2	2	0	2
Remand Visitation	RV	3	3	3	3	-
Show Cause	SC	9	17	17	3	14
Status	ST	8	17	17	7	10
Traffic	T	8	13	13	6	7
Truancy	TR	4	4	4	3	1
<b>Juvenile Total</b>		<b>156</b>	<b>338</b>	<b>338</b>	<b>168</b>	<b>170</b>
<b>Williamsburg Totals</b>		<b>336</b>	<b>702</b>	<b>702</b>	<b>328</b>	<b>374</b>



		<u>Filings</u>	<u>Hearings</u>	<u>Transactions</u>	<u>Concluded</u>	<u>Cont</u>
<b>Adult</b>						
Non-Family Abuse Prot Order	AP	1	3	3	2	1
Capias	CA	6	23	23	8	15
Felony	CF	11	36	36	18	18
Misdemeanor	CM	26	85	85	31	54
Family Abuse - Prot Order	FP	2	7	7	3	4
Motion - Prot Order	MP	1	1	1	1	-
Other	OT	2	2	2	2	-
Show Cause	SC	31	75	75	32	43
Civil Support	VS	47	62	62	35	27
<b>Adult Total</b>		<b>127</b>	<b>294</b>	<b>294</b>	<b>132</b>	<b>162</b>
<b>Juvenile</b>						
Abuse or Neglect	AN	1	3	3	1	2
Capias	CA	1	4	4	3	1
Custody Visitation	CV	91	175	175	82	93
Felony	DF	1	51	51	31	20
Misdemeanor	DM	30	106	106	34	72
Foster Care Review	FC	2	2	2	2	-
Motion - Prot Order	MP	6	6	6	3	3
Permanency	PH	3	3	3	3	-
Petition	PT	5	7	7	6	1
Remand Custody	RC	2	2	2	2	-
Child at Risk	RI	0	1	1	1	-
Remand Visitation	RV	2	2	2	2	-
Show Cause	SC	3	4	4	2	2
Status	ST	12	22	22	17	5
Traffic	T	7	9	10	4	6
Term Parental Rights	TP	3	3	3	2	1
Truancy	TR	3	6	6	4	2
<b>Juvenile Total</b>		<b>172</b>	<b>406</b>	<b>407</b>	<b>199</b>	<b>208</b>
<b>Williamsburg Totals</b>		<b>299</b>	<b>700</b>	<b>701</b>	<b>331</b>	<b>370</b>



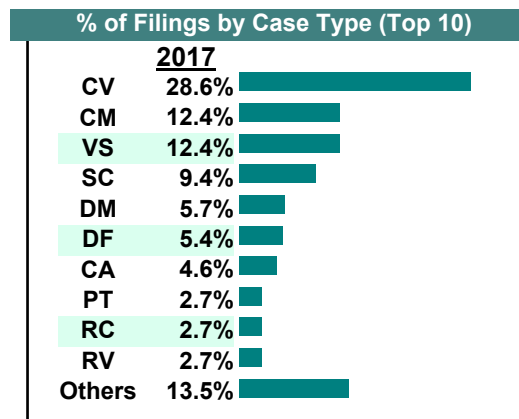
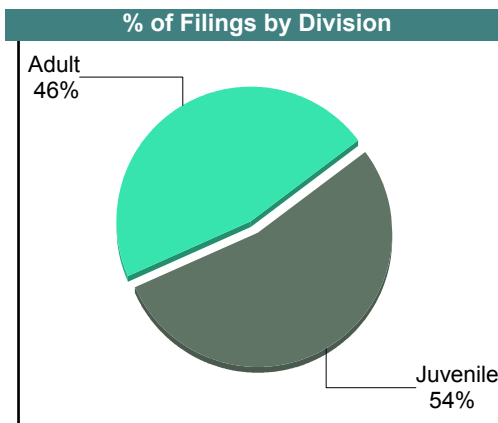
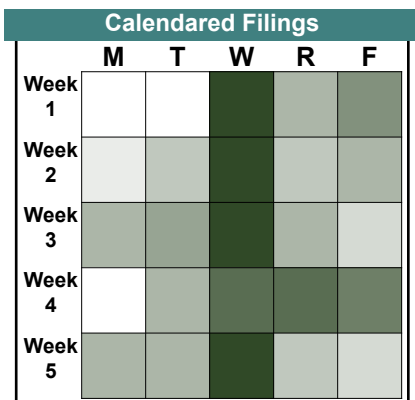
**CASELOAD STATISTICS OF THE JUVENILE & DOMESTIC RELATIONS COURTS**

**Williamsburg**

District: 9

March 2017

		<u>Filings</u>	<u>Hearings</u>	<u>Transactions</u>	<u>Concluded</u>	<u>Cont</u>
<b><u>Adult</u></b>						
Non-Family Abuse Prot Order	AP	3	4	4	2	2
Capias	CA	16	37	37	17	20
Felony	CF	8	40	40	23	17
Misdemeanor	CM	46	124	124	48	76
Family Abuse - Prot Order	FP	5	17	17	8	9
Motion - Prot Order	MP	1	1	1	1	-
Other	OT	3	3	3	3	-
Violation Fam Abuse PO	PS	1	2	2	2	-
Remand Support	RS	7	7	7	7	-
Show Cause	SC	35	118	118	54	64
SL/Other	SL	1	1	1	1	-
Civil Support	VS	46	68	68	36	32
<b>Adult Total</b>		<b>172</b>	<b>422</b>	<b>422</b>	<b>202</b>	<b>220</b>
<b><u>Juvenile</u></b>						
Abuse or Neglect	AN	1	5	5	2	3
Non-Family Abuse Prot Order	AP	1	2	2	0	2
Capias	CA	1	8	8	1	7
Custody Visitation	CV	106	201	201	102	99
Felony	DF	20	50	50	5	45
Misdemeanor	DM	21	96	96	19	77
Petition	PT	10	12	12	8	4
Remand Custody	RC	10	10	10	10	-
Child at Risk	RI	4	12	12	4	8
Remand Visitation	RV	10	10	10	10	-
Show Cause	SC	0	4	4	3	1
Status	ST	9	16	16	6	10
Traffic	T	2	12	12	8	4
Truancy	TR	4	6	6	5	1
<b>Juvenile Total</b>		<b>199</b>	<b>444</b>	<b>444</b>	<b>183</b>	<b>261</b>
<b>Williamsburg Totals</b>		<b>371</b>	<b>866</b>	<b>866</b>	<b>385</b>	<b>481</b>



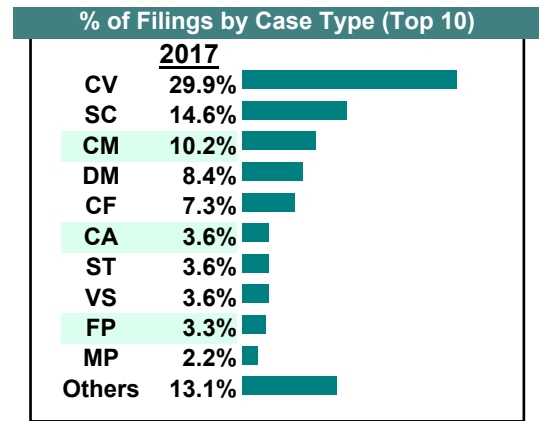
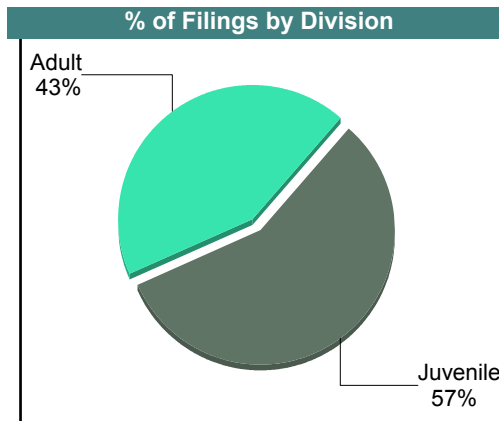

**CASELOAD STATISTICS OF THE JUVENILE & DOMESTIC RELATIONS COURTS**

February 2017

**Williamsburg**

District: 9

		<u>Filings</u>	<u>Hearings</u>	<u>Transactions</u>	<u>Concluded</u>	<u>Cont</u>
<b><u>Adult</u></b>						
Bond Forfeiture	BF	1	1	1	0	1
Capias	CA	8	26	26	8	18
Felony	CF	20	46	46	7	39
Misdemeanor	CM	28	81	81	21	60
Family Abuse - Prot Order	FP	9	14	14	6	8
Motion - Prot Order	MP	1	1	1	1	-
Violation Fam Abuse PO	PS	2	2	2	1	1
Show Cause	SC	37	86	86	28	58
SL/Other	SL	2	2	2	2	-
Civil Support	VS	10	27	27	19	8
<b>Adult Total</b>		<b>118</b>	<b>286</b>	<b>286</b>	<b>93</b>	<b>193</b>
<b><u>Juvenile</u></b>						
Abuse or Neglect	AN	3	6	6	0	6
Capias	CA	2	2	2	0	2
Custody Visitation	CV	82	141	141	64	77
Felony	DF	2	46	46	11	35
Misdemeanor	DM	23	92	92	20	72
Entrustment	ET	2	2	2	2	-
Foster Care Review	FC	3	3	3	3	-
Initial Foster Care	IF	3	3	3	2	1
Motion - Prot Order	MP	5	5	5	5	-
Permanency	PH	1	1	1	1	-
Petition	PT	1	2	2	2	-
Remand Custody	RC	4	4	4	4	-
Child at Risk	RI	0	2	2	0	2
Remand Visitation	RV	4	4	4	4	-
Show Cause	SC	3	7	7	4	3
Status	ST	10	19	19	13	6
Traffic	T	4	14	15	6	9
Term Parental Rights	TP	2	2	2	2	-
Truancy	TR	1	1	1	0	1
Voluntary Continuing Services Agreement	VA	1	1	1	1	-
<b>Juvenile Total</b>		<b>156</b>	<b>357</b>	<b>358</b>	<b>144</b>	<b>214</b>
<b>Williamsburg Totals</b>		<b>274</b>	<b>643</b>	<b>644</b>	<b>237</b>	<b>407</b>





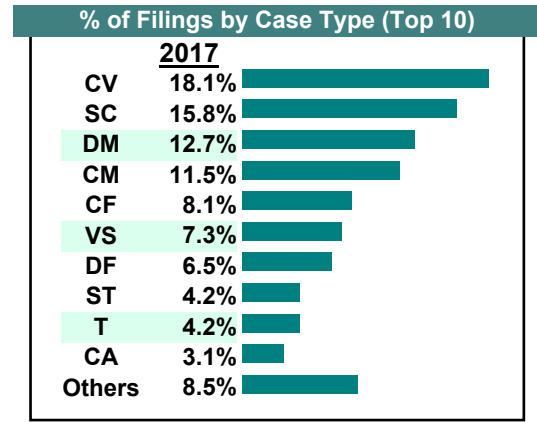
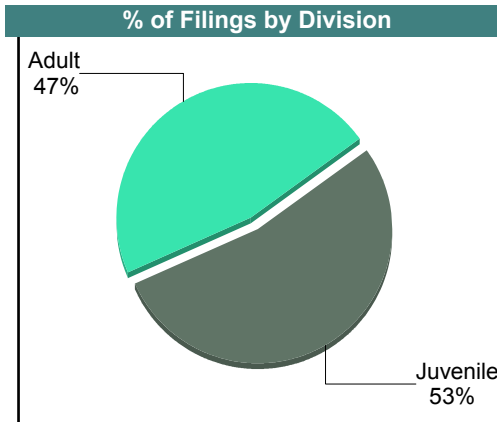

**CASELOAD STATISTICS OF THE JUVENILE & DOMESTIC RELATIONS COURTS**

January 2017

**Williamsburg**

District: 9

		<u>Filings</u>	<u>Hearings</u>	<u>Transactions</u>	<u>Concluded</u>	<u>Cont</u>
<b><u>Adult</u></b>						
Capias	CA	8	21	21	4	17
Felony	CF	21	38	38	8	30
Misdemeanor	CM	30	80	80	20	60
Family Abuse - Prot Order	FP	5	11	11	4	7
Motion - Prot Order	MP	1	1	1	1	-
Other	OT	2	2	2	2	-
Show Cause	SC	35	80	80	30	49
Civil Support	VS	19	39	39	24	15
<b>Adult Total</b>		<b>121</b>	<b>272</b>	<b>272</b>	<b>93</b>	<b>178</b>
<b><u>Juvenile</u></b>						
Abuse or Neglect	AN	0	3	3	3	-
Custody Visitation	CV	47	165	165	94	71
Felony	DF	17	46	46	3	43
Misdemeanor	DM	33	106	106	10	96
Entrustment	ET	4	4	4	4	-
Initial Foster Care	IF	6	6	6	6	-
Permanency	PH	1	1	1	1	-
Petition	PT	1	5	5	3	2
Child at Risk	RI	1	3	3	1	2
Show Cause	SC	6	10	10	2	8
Status	ST	11	30	30	14	16
Traffic	T	11	16	16	5	11
Term Parental Rights	TP	0	2	2	2	-
Truancy	TR	1	1	1	0	1
<b>Juvenile Total</b>		<b>139</b>	<b>398</b>	<b>398</b>	<b>148</b>	<b>250</b>
<b>Williamsburg Totals</b>		<b>260</b>	<b>670</b>	<b>670</b>	<b>241</b>	<b>428</b>

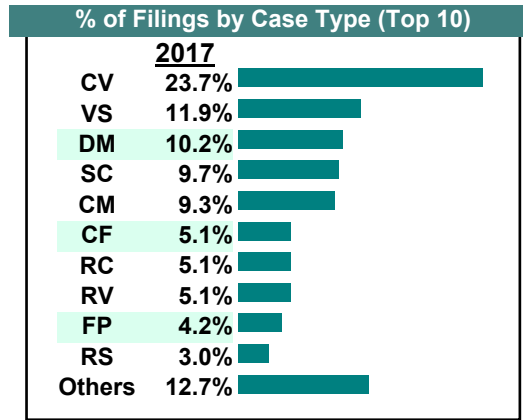
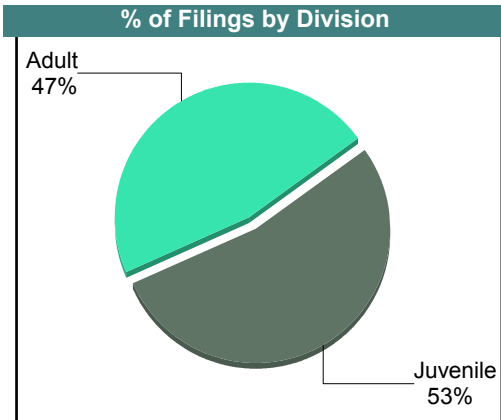
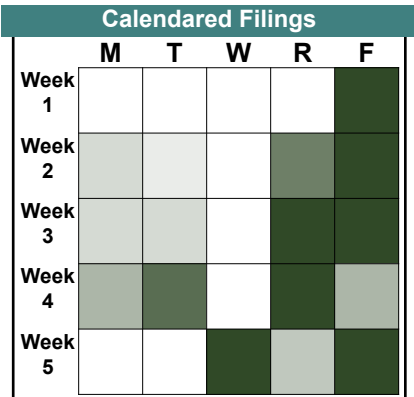


# CASELOAD STATISTICS OF THE JUVENILE & DOMESTIC RELATIONS COURTS

December 2017

York  
District: 9

		<u>Filings</u>	<u>Hearings</u>	<u>Transactions</u>	<u>Concluded</u>	<u>Cont</u>
<b><u>Adult</u></b>						
Non-Family Abuse Prot Order	AP	0	1	1	0	1
Capias	CA	5	12	12	6	6
Felony	CF	12	29	33	12	21
Misdemeanor	CM	22	95	95	36	59
Family Abuse - Prot Order	FP	10	29	29	13	16
Motion - Prot Order	MP	2	2	2	2	-
Other	OT	0	3	3	0	3
Remand Support	RS	7	7	7	7	-
Show Cause	SC	23	72	72	22	50
SL/Other	SL	1	3	3	0	3
Civil Support	VS	28	64	64	31	33
<b>Adult Total</b>		<b>110</b>	<b>317</b>	<b>321</b>	<b>129</b>	<b>192</b>
<b><u>Juvenile</u></b>						
Abuse or Neglect	AN	0	4	4	2	2
Custody Visitation	CV	56	157	157	59	98
Felony	DF	6	31	31	13	18
Misdemeanor	DM	24	87	87	30	57
Foster Care Review	FC	3	3	3	3	-
Permanency	PH	2	2	2	1	1
Remand Custody	RC	12	12	12	12	-
Remand Visitation	RV	12	12	12	12	-
Show Cause	SC	0	2	2	2	-
Status	ST	0	4	4	1	3
Traffic	T	7	23	23	15	8
Term Parental Rights	TP	4	4	4	0	4
<b>Juvenile Total</b>		<b>126</b>	<b>341</b>	<b>341</b>	<b>150</b>	<b>191</b>
<b>York Totals</b>		<b>236</b>	<b>658</b>	<b>662</b>	<b>279</b>	<b>383</b>



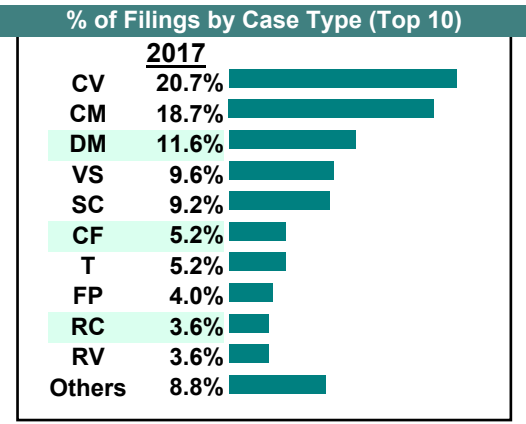
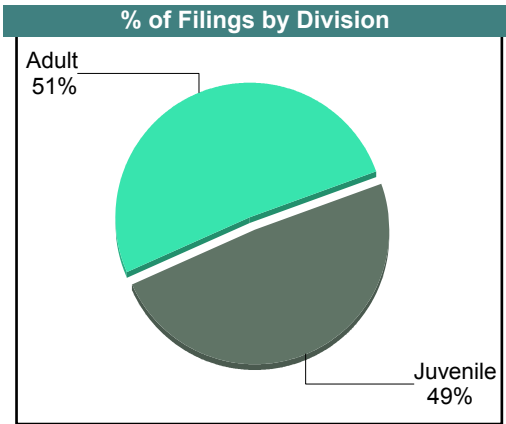
# CASELOAD STATISTICS OF THE JUVENILE & DOMESTIC RELATIONS COURTS

November 2017

York District: 9

		<u>Filings</u>	<u>Hearings</u>	<u>Transactions</u>	<u>Concluded</u>	<u>Cont</u>
<b>Adult</b>						
Non-Family Abuse Prot Order	AP	0	1	1	1	-
Capias	CA	4	14	14	5	9
Felony	CF	13	36	39	15	24
Misdemeanor	CM	47	93	93	28	65
Family Abuse - Prot Order	FP	10	17	17	3	14
Remand Support	RS	8	8	8	8	-
Show Cause	SC	22	59	59	23	36
Civil Support	VS	24	48	48	18	30
<b>Adult Total</b>		<b>128</b>	<b>276</b>	<b>279</b>	<b>101</b>	<b>178</b>
<b>Juvenile</b>						
Abuse or Neglect	AN	0	4	4	2	2
Non-Family Abuse Prot Order	AP	0	3	3	0	3
Capias	CA	1	2	2	1	1
Custody Visitation	CV	52	122	122	62	60
Felony	DF	4	43	43	1	42
Misdemeanor	DM	29	77	77	18	59
Foster Care Review	FC	1	1	1	1	-
Initial Foster Care	IF	2	4	4	2	2
Remand Custody	RC	9	9	9	9	-
Remand Visitation	RV	9	9	9	9	-
Show Cause	SC	1	7	7	5	2
Status	ST	2	5	5	1	4
Traffic	T	13	32	34	20	14
Truancy	TR	0	1	1	1	-
<b>Juvenile Total</b>		<b>123</b>	<b>319</b>	<b>321</b>	<b>132</b>	<b>189</b>
<b>York Totals</b>		<b>251</b>	<b>595</b>	<b>600</b>	<b>233</b>	<b>367</b>

Calendared Filings					
	M	T	W	R	F
Week 1					
Week 2					
Week 3					
Week 4					
Week 5					

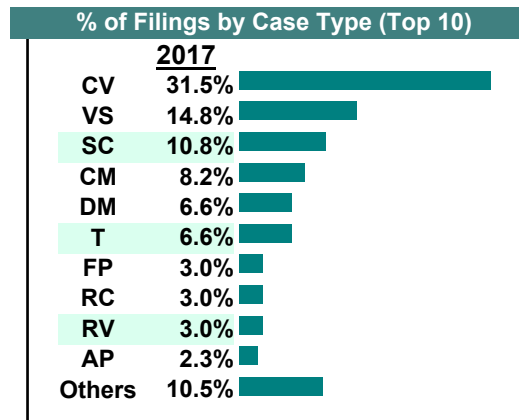
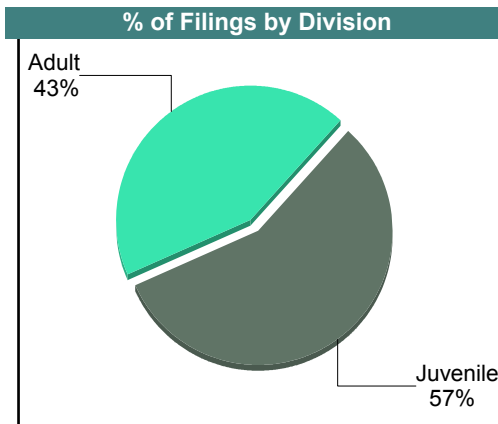



# CASELOAD STATISTICS OF THE JUVENILE & DOMESTIC RELATIONS COURTS

October 2017

York  
District: 9

		<u>Filings</u>	<u>Hearings</u>	<u>Transactions</u>	<u>Concluded</u>	<u>Cont</u>
<b><u>Adult</u></b>						
Non-Family Abuse Prot Order	AP	2	6	6	1	5
Capias	CA	4	14	14	6	8
Felony	CF	6	20	20	8	12
Misdemeanor	CM	25	87	87	25	62
Family Abuse - Prot Order	FP	9	19	19	9	10
Motion - Prot Order	MP	1	2	2	1	1
Remand Support	RS	7	7	7	7	-
Show Cause	SC	32	78	78	17	61
SL/Other	SL	1	2	2	0	2
Civil Support	VS	45	75	75	38	37
<b>Adult Total</b>		<b>132</b>	<b>310</b>	<b>310</b>	<b>112</b>	<b>198</b>
<b><u>Juvenile</u></b>						
Non-Family Abuse Prot Order	AP	5	7	7	1	6
Child in Need of Services	CS	0	1	1	0	1
Custody Visitation	CV	96	214	214	101	113
Felony	DF	6	105	105	52	53
Misdemeanor	DM	20	119	119	34	85
Foster Care Review	FC	1	1	1	1	-
Initial Foster Care	IF	1	1	1	1	-
Remand Custody	RC	9	9	9	9	-
Remand Visitation	RV	9	9	9	9	-
Show Cause	SC	1	10	10	8	2
Status	ST	5	15	15	7	8
Traffic	T	20	29	29	12	17
<b>Juvenile Total</b>		<b>173</b>	<b>520</b>	<b>520</b>	<b>235</b>	<b>285</b>
<b>York Totals</b>		<b>305</b>	<b>830</b>	<b>830</b>	<b>347</b>	<b>483</b>



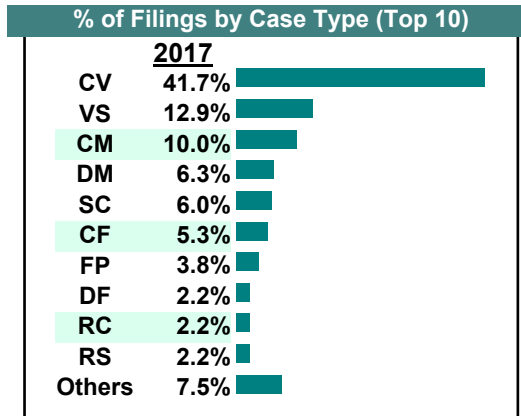
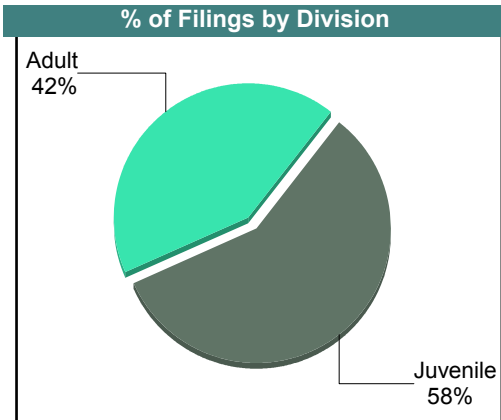
# CASELOAD STATISTICS OF THE JUVENILE & DOMESTIC RELATIONS COURTS

September 2017

York  
District: 9

		<u>Filings</u>	<u>Hearings</u>	<u>Transactions</u>	<u>Concluded</u>	<u>Cont</u>
<b>Adult</b>						
Non-Family Abuse Prot Order	AP	2	5	5	1	4
Bond Forfeiture	BF	1	1	1	1	-
Capias	CA	5	22	22	14	8
Felony	CF	17	45	45	11	34
Misdemeanor	CM	32	81	81	17	64
Family Abuse - Prot Order	FP	12	26	26	14	12
Motion - Prot Order	MP	0	1	1	1	-
Other	OT	0	4	4	0	4
Remand Support	RS	7	7	7	7	-
Show Cause	SC	18	72	72	29	43
Civil Support	VS	41	71	71	33	38
<b>Adult Total</b>		<b>135</b>	<b>335</b>	<b>335</b>	<b>128</b>	<b>207</b>
<b>Juvenile</b>						
Abuse or Neglect	AN	2	8	8	0	8
Custody Visitation	CV	133	208	208	100	108
Felony	DF	7	92	93	6	87
Misdemeanor	DM	20	140	140	25	115
Permanency	PH	1	1	1	1	-
Petition	PT	0	1	1	1	-
Remand Custody	RC	7	7	7	7	-
Remand Visitation	RV	7	7	7	7	-
Show Cause	SC	1	19	19	11	8
Status	ST	0	8	8	1	7
Traffic	T	6	15	15	6	9
Truancy	TR	0	2	2	1	1
<b>Juvenile Total</b>		<b>184</b>	<b>508</b>	<b>509</b>	<b>166</b>	<b>343</b>
<b>York Totals</b>		<b>319</b>	<b>843</b>	<b>844</b>	<b>294</b>	<b>550</b>

Calendared Filings					
	M	T	W	R	F
Week 1					
Week 2					
Week 3					
Week 4					
Week 5					

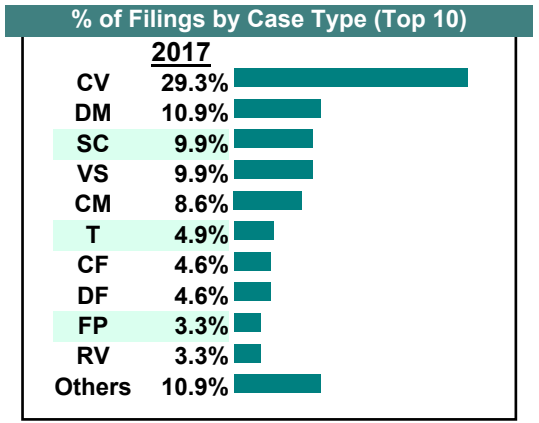
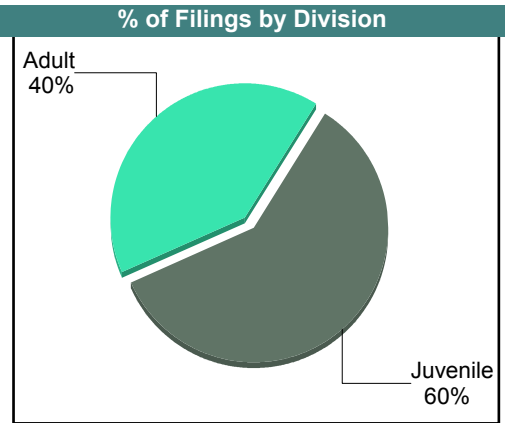



# CASELOAD STATISTICS OF THE JUVENILE & DOMESTIC RELATIONS COURTS

August 2017

York  
District: 9

		<u>Filings</u>	<u>Hearings</u>	<u>Transactions</u>	<u>Concluded</u>	<u>Cont</u>
<b>Adult</b>						
Non-Family Abuse Prot Order	AP	0	2	2	0	2
Capias	CA	6	21	21	7	14
Felony	CF	14	44	51	19	32
Misdemeanor	CM	26	108	108	29	79
Family Abuse - Prot Order	FP	10	20	20	8	12
Motion - Prot Order	MP	4	4	4	3	1
Other	OT	1	2	2	1	1
Remand Support	RS	8	8	8	8	-
Show Cause	SC	23	76	76	38	38
SL/Other	SL	1	1	1	0	1
Civil Support	VS	30	52	52	25	27
<b>Adult Total</b>		<b>123</b>	<b>338</b>	<b>345</b>	<b>138</b>	<b>207</b>
<b>Juvenile</b>						
Abuse or Neglect	AN	0	1	1	0	1
Capias	CA	0	2	2	1	1
Child in Need of Services	CS	0	1	1	0	1
Custody Visitation	CV	89	215	215	92	123
Felony	DF	14	116	116	15	101
Misdemeanor	DM	33	112	112	22	90
Foster Care Review	FC	2	3	3	2	1
Initial Foster Care	IF	1	1	1	1	-
Remand Custody	RC	9	9	9	9	-
Remand Visitation	RV	10	10	10	10	-
Show Cause	SC	7	23	23	3	20
Status	ST	1	8	8	1	7
Traffic	T	15	40	40	22	18
<b>Juvenile Total</b>		<b>181</b>	<b>541</b>	<b>541</b>	<b>178</b>	<b>363</b>
<b>York Totals</b>		<b>304</b>	<b>879</b>	<b>886</b>	<b>316</b>	<b>570</b>

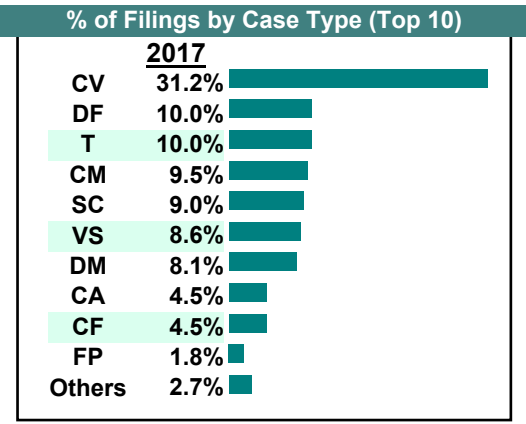
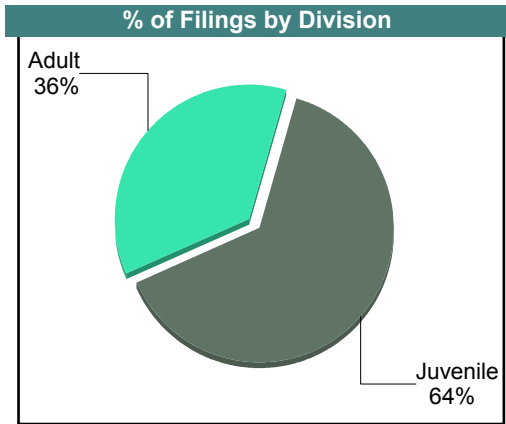
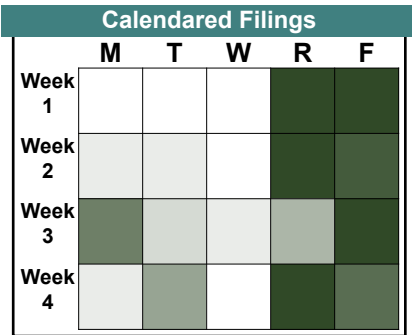


# CASELOAD STATISTICS OF THE JUVENILE & DOMESTIC RELATIONS COURTS

July 2017

York  
District: 9

		<u>Filings</u>	<u>Hearings</u>	<u>Transactions</u>	<u>Concluded</u>	<u>Cont</u>
<b>Adult</b>						
Non-Family Abuse Prot Order	AP	1	2	2	0	2
Capias	CA	8	19	19	5	14
Felony	CF	10	23	23	9	14
Misdemeanor	CM	21	87	87	28	59
Family Abuse - Prot Order	FP	4	14	14	6	8
Motion - Prot Order	MP	2	2	2	2	-
Other	OT	0	2	2	0	2
Show Cause	SC	15	80	80	28	52
SL/Other	SL	0	1	1	1	-
Civil Support	VS	19	45	45	24	21
<b>Adult Total</b>		<b>80</b>	<b>275</b>	<b>275</b>	<b>103</b>	<b>172</b>
<b>Juvenile</b>						
Abuse or Neglect	AN	0	4	4	0	4
Non-Family Abuse Prot Order	AP	0	1	1	1	-
Capias	CA	2	4	4	1	3
Child in Need of Services	CS	0	1	1	1	-
Custody Visitation	CV	69	188	188	74	114
Felony	DF	22	101	101	11	90
Misdemeanor	DM	18	64	64	15	49
Foster Care Review	FC	2	2	2	2	-
Petition	PT	1	1	1	0	1
Show Cause	SC	5	15	15	2	13
Status	ST	0	5	5	2	3
Traffic	T	22	36	37	17	20
<b>Juvenile Total</b>		<b>141</b>	<b>422</b>	<b>423</b>	<b>126</b>	<b>297</b>
<b>York Totals</b>		<b>221</b>	<b>697</b>	<b>698</b>	<b>229</b>	<b>469</b>



# CASELOAD STATISTICS OF THE JUVENILE & DOMESTIC RELATIONS COURTS

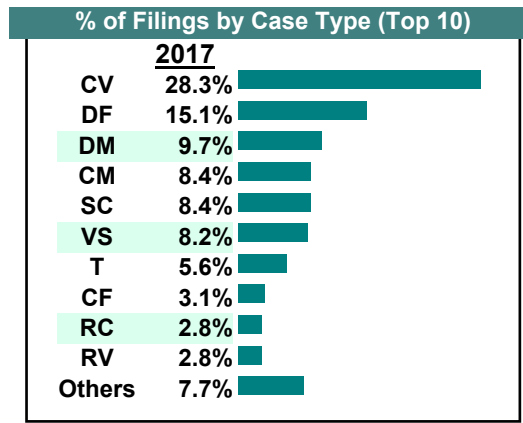
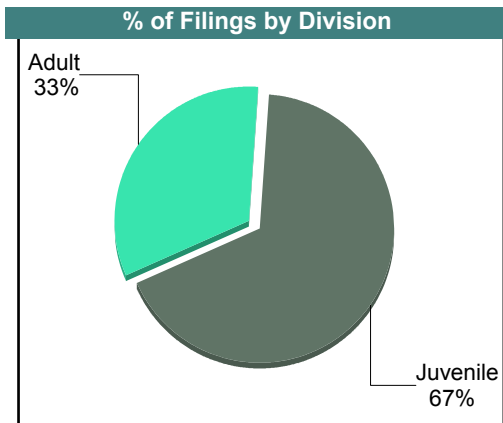

June 2017

York District: 9

		Filings	Hearings	Transactions	Concluded	Cont
<b>Adult</b>						
Capias	CA	5	22	22	6	16
Felony	CF	12	84	87	46	41
Misdemeanor	CM	33	94	94	23	71
Family Abuse - Prot Order	FP	8	21	21	10	11
Other	OT	0	1	1	0	1
Remand Support	RS	8	8	8	8	-
Show Cause	SC	29	96	96	29	67
SL/Other	SL	1	1	1	1	-
Civil Support	VS	32	75	75	34	41
<b>Adult Total</b>		<b>128</b>	<b>402</b>	<b>405</b>	<b>157</b>	<b>248</b>

<b>Juvenile</b>						
Abuse or Neglect	AN	0	3	3	2	1
Non-Family Abuse Prot Order	AP	0	1	1	0	1
Capias	CA	0	1	1	0	1
Child in Need of Services	CS	0	1	1	0	1
Custody Visitation	CV	111	227	227	103	124
Felony	DF	59	117	117	20	97
Misdemeanor	DM	38	115	115	41	74
Remand Custody	RC	11	11	11	11	-
Child at Risk	RI	0	2	2	0	2
Remand Visitation	RV	11	11	11	11	-
Show Cause	SC	4	10	10	0	10
Status	ST	7	18	18	8	10
Traffic	T	22	35	38	15	23
Term Parental Rights	TP	1	1	1	1	-
Truancy	TR	0	4	4	1	3
<b>Juvenile Total</b>		<b>264</b>	<b>557</b>	<b>560</b>	<b>213</b>	<b>347</b>

<b>York Totals</b>		<b>392</b>	<b>959</b>	<b>965</b>	<b>370</b>	<b>595</b>
--------------------	--	------------	------------	------------	------------	------------



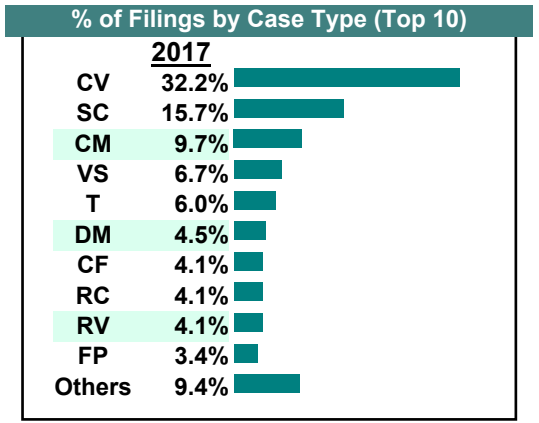
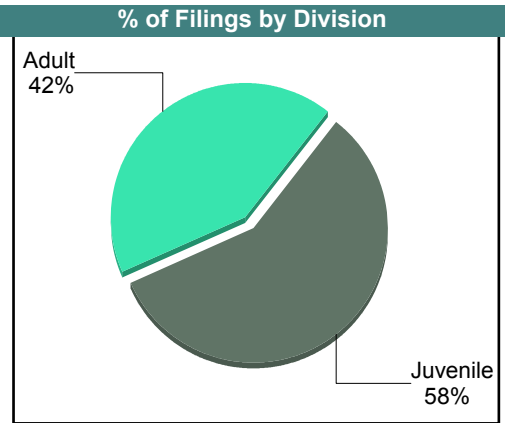



# CASELOAD STATISTICS OF THE JUVENILE & DOMESTIC RELATIONS COURTS

May 2017

York  
District: 9

		<u>Filings</u>	<u>Hearings</u>	<u>Transactions</u>	<u>Concluded</u>	<u>Cont</u>
<b>Adult</b>						
Capias	CA	6	19	19	4	15
Felony	CF	11	59	59	2	57
Misdemeanor	CM	26	74	74	11	63
Family Abuse - Prot Order	FP	9	22	22	6	16
Other	OT	1	4	4	0	4
Remand Support	RS	5	5	5	5	-
Show Cause	SC	37	114	114	35	79
SL/Other	SL	0	2	2	1	1
Civil Support	VS	18	58	58	21	37
<b>Adult Total</b>		<b>113</b>	<b>357</b>	<b>357</b>	<b>85</b>	<b>272</b>
<b>Juvenile</b>						
Abuse or Neglect	AN	0	8	8	0	8
Non-Family Abuse Prot Order	AP	1	1	1	0	1
Capias	CA	0	1	1	1	-
Child in Need of Services	CS	0	1	1	0	1
Custody Visitation	CV	86	192	192	75	117
Felony	DF	6	26	26	10	16
Misdemeanor	DM	12	62	62	22	40
Initial Foster Care	IF	1	1	1	1	-
Remand Custody	RC	11	11	11	11	-
Child at Risk	RI	2	2	2	0	2
Remand Visitation	RV	11	11	11	11	-
Show Cause	SC	5	6	6	0	6
Status	ST	2	10	10	1	9
Traffic	T	16	29	29	11	18
Truancy	TR	1	2	2	1	1
<b>Juvenile Total</b>		<b>154</b>	<b>363</b>	<b>363</b>	<b>144</b>	<b>219</b>
<b>York Totals</b>		<b>267</b>	<b>720</b>	<b>720</b>	<b>229</b>	<b>491</b>

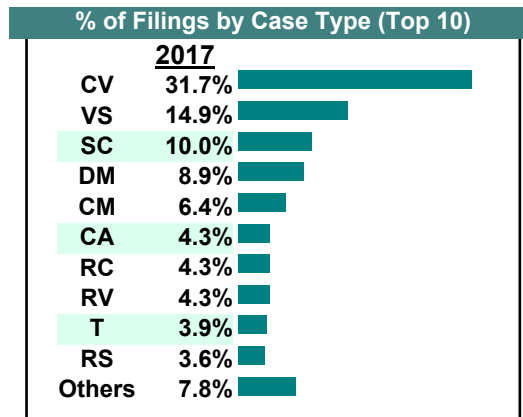
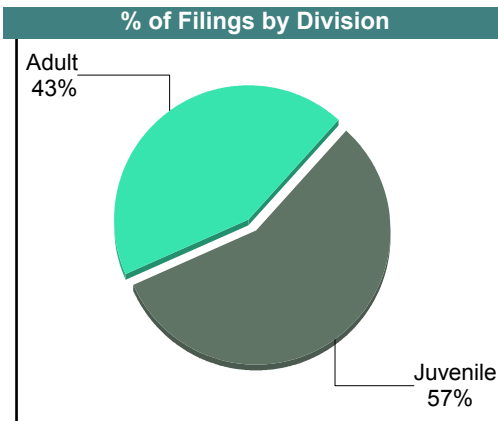
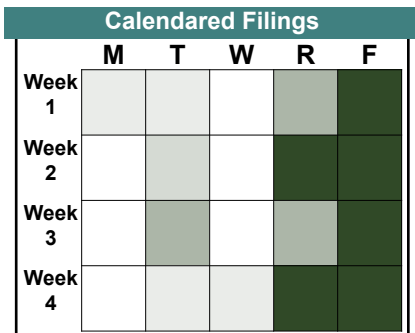


# CASELOAD STATISTICS OF THE JUVENILE & DOMESTIC RELATIONS COURTS

April 2017

**York**  
District: 9

		<u>Filings</u>	<u>Hearings</u>	<u>Transactions</u>	<u>Concluded</u>	<u>Cont</u>
<b>Adult</b>						
Non-Family Abuse Prot Order	AP	1	2	2	0	2
Capias	CA	12	21	21	4	17
Felony	CF	8	37	38	6	32
Misdemeanor	CM	18	65	65	22	43
Family Abuse - Prot Order	FP	5	12	12	3	9
Other	OT	0	2	2	0	2
Remand Support	RS	10	10	10	10	-
Show Cause	SC	26	67	67	23	44
Civil Support	VS	42	70	70	38	32
<b>Adult Total</b>		<b>122</b>	<b>286</b>	<b>287</b>	<b>106</b>	<b>181</b>
<b>Juvenile</b>						
Child in Need of Services	CS	2	3	3	1	2
Custody Visitation	CV	89	189	189	93	96
Felony	DF	2	47	47	11	36
Misdemeanor	DM	25	85	85	7	78
Foster Care Review	FC	1	2	2	2	-
Remand Custody	RC	12	12	12	12	-
Remand Visitation	RV	12	12	12	12	-
Show Cause	SC	2	5	5	1	4
Status	ST	2	5	5	0	5
Traffic	T	11	24	24	9	15
Truancy	TR	1	2	2	1	1
<b>Juvenile Total</b>		<b>159</b>	<b>386</b>	<b>386</b>	<b>149</b>	<b>237</b>
<b>York Totals</b>		<b>281</b>	<b>672</b>	<b>673</b>	<b>255</b>	<b>418</b>



**CASELOAD STATISTICS OF THE JUVENILE & DOMESTIC RELATIONS COURTS**

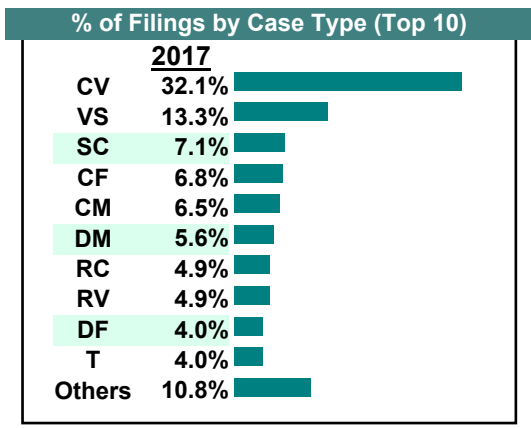
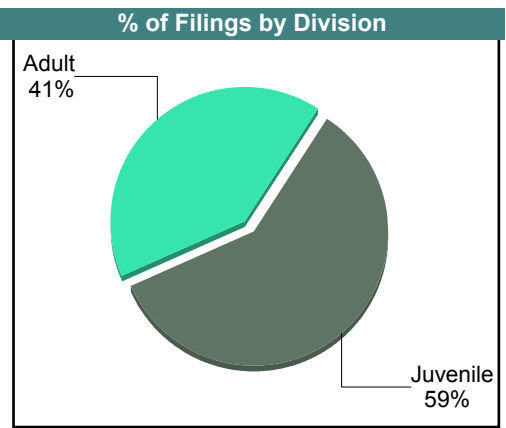

**March 2017**

**York**  
District: 9

		<u>Filings</u>	<u>Hearings</u>	<u>Transactions</u>	<u>Concluded</u>	<u>Cont</u>
<b><u>Adult</u></b>						
Capias	CA	4	8	8	1	7
Felony	CF	22	38	41	10	31
Misdemeanor	CM	21	91	91	32	59
Family Abuse - Prot Order	FP	8	18	18	5	13
Motion - Prot Order	MP	1	1	1	1	-
Other	OT	0	1	1	0	1
Violation Fam Abuse PO	PS	0	1	1	1	-
Remand Support	RS	10	10	10	10	-
Show Cause	SC	23	77	77	19	58
SL/Other	SL	0	4	4	2	2
Civil Support	VS	43	74	74	37	37
<b>Adult Total</b>		<b>132</b>	<b>323</b>	<b>326</b>	<b>118</b>	<b>208</b>

<b><u>Juvenile</u></b>						
Abuse or Neglect	AN	1	3	3	2	1
Capias	CA	2	5	5	0	5
Custody Visitation	CV	104	199	199	75	124
Felony	DF	13	56	56	8	48
Misdemeanor	DM	18	77	77	15	62
Emancipation	EP	1	2	2	1	1
Initial Foster Care	IF	2	2	2	2	-
Petition	PT	1	3	3	3	-
Remand Custody	RC	16	16	16	16	-
Remand Visitation	RV	16	16	16	16	-
Show Cause	SC	0	9	9	1	8
Status	ST	5	18	18	5	13
Traffic	T	13	34	34	18	16
Truancy	TR	0	1	1	0	1
<b>Juvenile Total</b>		<b>192</b>	<b>441</b>	<b>441</b>	<b>162</b>	<b>279</b>

<b>York Totals</b>		<b>324</b>	<b>764</b>	<b>767</b>	<b>280</b>	<b>487</b>
--------------------	--	------------	------------	------------	------------	------------



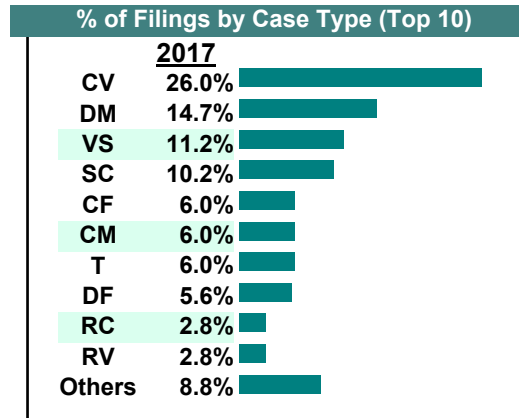
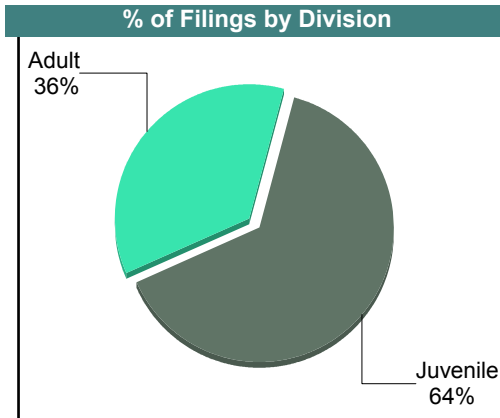
# CASELOAD STATISTICS OF THE JUVENILE & DOMESTIC RELATIONS COURTS

February 2017

York  
District: 9

		Filings	Hearings	Transactions	Concluded	Cont
<b>Adult</b>						
Capias	CA	2	14	14	8	6
Felony	CF	17	37	37	3	34
Misdemeanor	CM	17	79	79	20	59
Family Abuse - Prot Order	FP	1	8	8	4	4
Other	OT	0	4	4	0	4
Remand Support	RS	7	7	7	7	-
Show Cause	SC	26	83	83	34	49
SL/Other	SL	0	1	1	1	-
Civil Support	VS	32	57	57	32	25
<b>Adult Total</b>		<b>102</b>	<b>290</b>	<b>290</b>	<b>109</b>	<b>181</b>
<b>Juvenile</b>						
Abuse or Neglect	AN	6	9	9	1	8
Custody Visitation	CV	74	150	150	83	67
Felony	DF	16	48	48	8	40
Misdemeanor	DM	42	115	115	41	74
Foster Care Review	FC	3	3	3	2	1
Permanency	PH	1	1	1	1	-
Petition	PT	2	2	2	2	-
Remand Custody	RC	8	8	8	8	-
Remand Visitation	RV	8	8	8	8	-
Show Cause	SC	3	5	5	2	3
Status	ST	2	10	10	1	9
Traffic	T	17	21	21	3	18
Truancy	TR	0	4	4	1	3
Voluntary Continuing Services Agreement	VA	1	1	1	1	-
<b>Juvenile Total</b>		<b>183</b>	<b>385</b>	<b>385</b>	<b>162</b>	<b>223</b>
<b>York Totals</b>		<b>285</b>	<b>675</b>	<b>675</b>	<b>271</b>	<b>404</b>

	M	T	W	R	F
Week 1					
Week 2					
Week 3					
Week 4					
Week 5					



**CASELOAD STATISTICS OF THE JUVENILE & DOMESTIC RELATIONS COURTS**

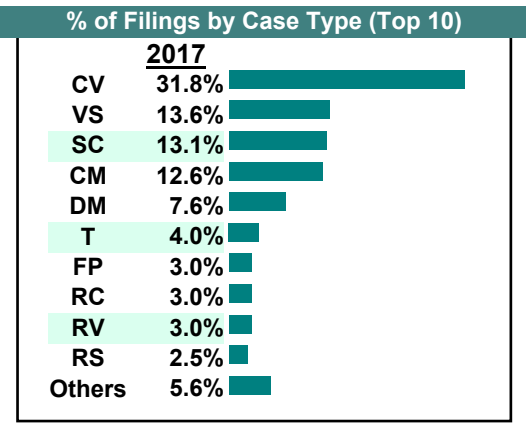
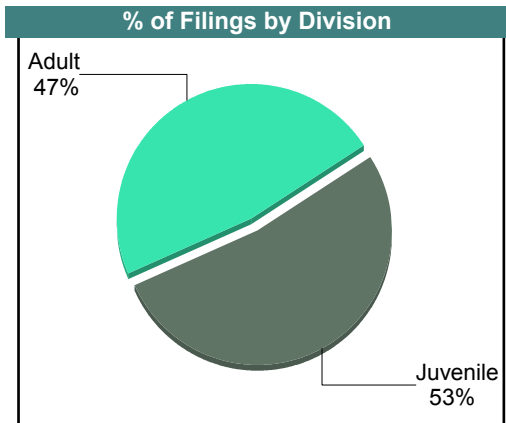

January 2017

**York**  
District: 9

		<u>Filings</u>	<u>Hearings</u>	<u>Transactions</u>	<u>Concluded</u>	<u>Cont</u>
<b><u>Adult</u></b>						
Capias	CA	1	4	4	1	3
Felony	CF	1	30	30	2	28
Misdemeanor	CM	25	95	95	31	64
Family Abuse - Prot Order	FP	6	17	17	8	9
Motion - Prot Order	MP	1	1	1	1	-
Other	OT	0	6	6	0	6
Violation Fam Abuse PO	PS	1	1	1	0	1
Remand Support	RS	5	5	5	5	-
Show Cause	SC	23	94	94	38	56
SL/Other	SL	4	6	6	2	4
Civil Support	VS	27	57	57	27	30
<b>Adult Total</b>		<b>94</b>	<b>316</b>	<b>316</b>	<b>115</b>	<b>201</b>

<b><u>Juvenile</u></b>						
Non-Family Abuse Prot Order	AP	0	1	1	1	-
Capias	CA	0	1	1	1	-
Child in Need of Services	CS	0	1	1	0	1
Custody Visitation	CV	63	175	175	71	104
Felony	DF	0	55	55	17	38
Misdemeanor	DM	15	104	104	34	70
Foster Care Review	FC	1	1	1	1	-
Petition	PT	1	4	4	3	1
Remand Custody	RC	6	6	6	6	-
Remand Visitation	RV	6	6	6	6	-
Show Cause	SC	3	6	6	2	4
Status	ST	0	9	9	2	7
Traffic	T	8	30	30	20	10
Truancy	TR	1	1	1	0	1
<b>Juvenile Total</b>		<b>104</b>	<b>400</b>	<b>400</b>	<b>164</b>	<b>236</b>

<b>York Totals</b>		<b>198</b>	<b>716</b>	<b>716</b>	<b>279</b>	<b>437</b>
--------------------	--	------------	------------	------------	------------	------------



Filings by Court & Division

	Charles City	Gloucester	King & Queen	King William	Mathews	Middlesex	New Kent	Williamsburg	York	Total
<b>A</b>										
Adult Misdemeanor	31 2%	270 20%	51 4%	69 5%	44 3%	60 4%	104 8%	422 31%	313 23%	1,364
Civil Support	26 2%	224 17%	55 4%	119 9%	20 2%	55 4%	81 6%	322 25%	381 30%	1,283
Show Cause	25 2%	186 16%	28 2%	77 6%	24 2%	57 5%	126 11%	372 31%	297 25%	1,192
Adult Felony	17 3%	84 16%	32 6%	22 4%	7 1%	9 2%	38 7%	176 33%	143 27%	528
Capias	6 2%	86 23%	7 2%	21 6%	3 1%	20 5%	15 4%	146 40%	62 17%	366
Family Abuse - Prot Order	7 2%	98 28%	5 1%	13 4%	12 3%	19 5%	28 8%	77 22%	92 26%	351
Remand Support	- 0%	12 7%	2 1%	14 9%	1 1%	- 0%	8 5%	44 27%	82 50%	163
Motion - Prot Order	1 1%	25 32%	1 1%	2 3%	3 4%	11 14%	2 3%	22 28%	11 14%	78
SL/Other	2 5%	8 19%	1 2%	3 7%	2 5%	8 19%	2 5%	9 21%	8 19%	43
Other	- 0%	2 6%	4 12%	2 6%	2 6%	- 0%	1 3%	20 61%	2 6%	33
Violation of PO	- 0%	13 57%	1 4%	- 0%	1 4%	4 17%	2 9%	2 9%	- 0%	23
Non-Family Abuse Prot Order	- 0%	5 23%	1 5%	1 5%	1 5%	- 0%	2 9%	6 27%	6 27%	22
Violation Fam Abuse PO	- 0%	- 0%	- 0%	- 0%	- 0%	- 0%	- 0%	3 75%	1 25%	4
Bond Forfeiture	1 33%	- 0%	- 0%	- 0%	- 0%	- 0%	- 0%	1 33%	1 33%	3
Protective Order	- 0%	- 0%	- 0%	- 0%	- 0%	- 0%	1 50%	1 50%	- 0%	2
<b>Total</b>	116 2%	1,013 19%	188 3%	343 6%	120 2%	243 4%	410 8%	1,623 30%	1,399 26%	5,455
<b>J</b>										
Custody Visitation	83 2%	748 18%	128 3%	374 9%	113 3%	230 6%	309 8%	1,070 26%	1,022 25%	4,077
Delinquency	7 1%	144 11%	60 4%	70 5%	27 2%	53 4%	182 14%	343 26%	449 34%	1,335
Traffic	6 1%	73 14%	38 7%	46 9%	26 5%	11 2%	72 14%	80 15%	170 33%	522
Remand Custody	- 0%	23 9%	- 0%	21 9%	- 0%	- 0%	15 6%	76 31%	110 45%	245
Remand Visitation	- 0%	23 10%	- 0%	15 6%	- 0%	- 0%	15 6%	74 31%	111 47%	238
Status Offense/Other	- 0%	22 13%	1 1%	- 0%	4 2%	4 2%	14 9%	93 57%	26 16%	164
Show Cause	- 0%	23 20%	- 0%	3 3%	8 7%	4 3%	7 6%	39 34%	32 28%	116
Permanency	- 0%	40 55%	- 0%	5 7%	2 3%	5 7%	7 10%	10 14%	4 5%	73

	Charles City	Gloucester	King & Queen	King William	Mathews	Middlesex	New Kent	Williamsburg	York	Total
Abuse or Neglect	-	10	2	1	13	3	6	18	9	62
	0%	16%	3%	2%	21%	5%	10%	29%	15%	
Paternity	3	3	5	1	-	-	5	40	5	62
	5%	5%	8%	2%	0%	0%	8%	65%	8%	
Foster Care Review	-	15	2	1	4	9	3	12	14	60
	0%	25%	3%	2%	7%	15%	5%	20%	23%	
Initial Foster Care	-	13	-	2	9	2	6	16	7	55
	0%	24%	0%	4%	16%	4%	11%	29%	13%	
Truancy	-	13	-	4	2	1	2	16	3	41
	0%	32%	0%	10%	5%	2%	5%	39%	7%	
Motion - Prot Order	-	-	2	2	-	-	5	23	-	32
	0%	0%	6%	6%	0%	0%	16%	72%	0%	
Term Parental Rights	-	7	-	-	-	2	9	7	5	30
	0%	23%	0%	0%	0%	7%	30%	23%	17%	
Capias	-	10	-	1	-	1	-	7	5	24
	0%	42%	0%	4%	0%	4%	0%	29%	21%	
Child in Need of Services	-	4	1	2	2	5	4	1	2	21
	0%	19%	5%	10%	10%	24%	19%	5%	10%	
Non-Family Abuse Prot Order	-	4	-	-	1	1	5	2	6	19
	0%	21%	0%	0%	5%	5%	26%	11%	32%	
Entrustment	-	2	-	2	2	1	-	11	-	18
	0%	11%	0%	11%	11%	6%	0%	61%	0%	
Child at Risk	-	-	-	-	-	-	-	14	2	16
	0%	0%	0%	0%	0%	0%	0%	88%	13%	
Custody Relief	-	1	-	1	-	-	5	4	-	11
	0%	9%	0%	9%	0%	0%	45%	36%	0%	
Voluntary Continuing	-	1	-	1	1	1	1	1	1	7
	0%	14%	0%	14%	14%	14%	14%	14%	14%	
Emancipation	-	1	1	1	-	-	-	-	1	4
	0%	25%	25%	25%	0%	0%	0%	0%	25%	
Family Abuse - Prot Order	-	1	-	-	-	-	1	-	-	2
	0%	50%	0%	0%	0%	0%	50%	0%	0%	
Protective Order	-	-	-	-	-	-	-	1	-	1
	0%	0%	0%	0%	0%	0%	0%	100%	0%	
<hr/>										
<b>Total</b>	99	1,181	240	553	214	333	673	1,958	1,984	<b>7,235</b>
	1%	16%	3%	8%	3%	5%	9%	27%	27%	
<hr/>										
<b>Total</b>	215	2,194	428	896	334	576	1,083	3,581	3,383	12,690
	2%	17%	3%	7%	3%	5%	9%	28%	27%	

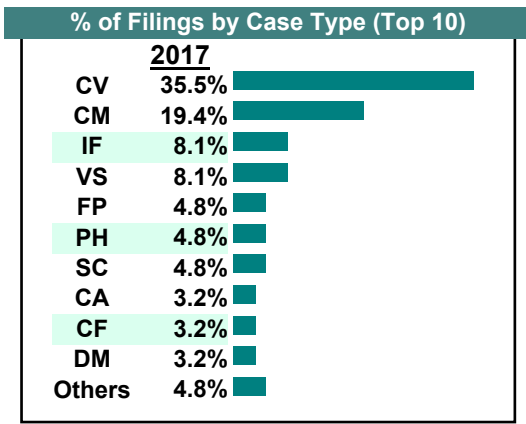
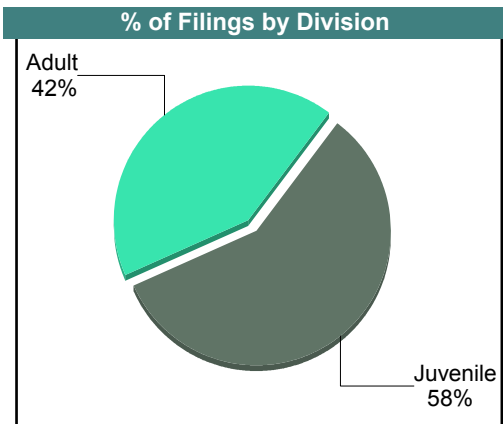
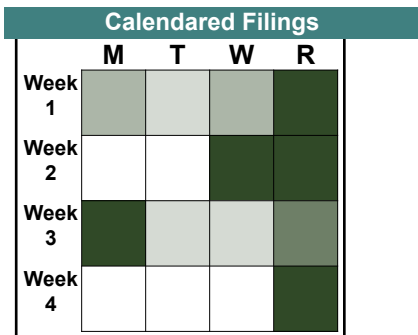
**CASELOAD STATISTICS OF THE JUVENILE & DOMESTIC RELATIONS COURTS**

**Appomattox**

District: 10

December 2017

		<u>Filings</u>	<u>Hearings</u>	<u>Transactions</u>	<u>Concluded</u>	<u>Cont</u>
<b><u>Adult</u></b>						
Capias	CA	1	3	3	2	1
Felony	CF	2	4	4	1	3
Misdemeanor	CM	12	22	22	3	19
Family Abuse - Prot Order	FP	3	10	10	4	6
Show Cause	SC	3	26	26	14	12
Civil Support	VS	5	19	19	11	8
<b>Adult Total</b>		<b>26</b>	<b>84</b>	<b>84</b>	<b>35</b>	<b>49</b>
<b><u>Juvenile</u></b>						
Abuse or Neglect	AN	0	2	2	2	-
Capias	CA	1	1	1	0	1
Custody Visitation	CV	22	62	62	12	50
Misdemeanor	DM	2	10	10	3	7
Foster Care Review	FC	1	2	2	2	-
Initial Foster Care	IF	5	5	5	5	-
Permanency	PH	3	3	3	3	-
Petition	PT	0	1	1	1	-
Remand Custody	RC	1	1	1	1	-
Status	ST	1	2	2	0	2
<b>Juvenile Total</b>		<b>36</b>	<b>89</b>	<b>89</b>	<b>29</b>	<b>60</b>
<b>Appomattox Totals</b>		<b>62</b>	<b>173</b>	<b>173</b>	<b>64</b>	<b>109</b>





**CASELOAD STATISTICS OF THE JUVENILE & DOMESTIC RELATIONS COURTS**

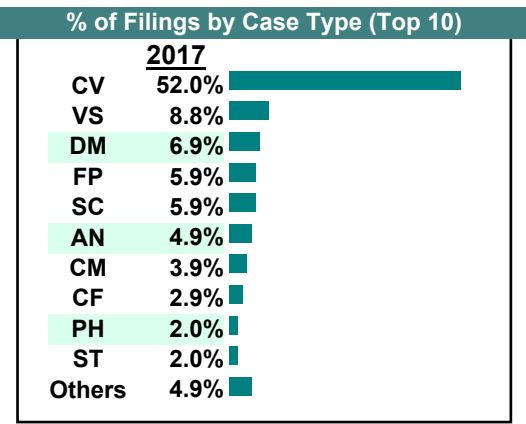
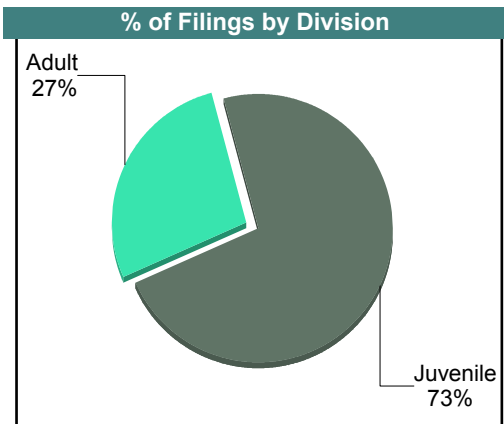
**Appomattox**

District: 10

November 2017

		<u>Filings</u>	<u>Hearings</u>	<u>Transactions</u>	<u>Concluded</u>	<u>Cont</u>
<b>Adult</b>						
Capias	CA	0	2	2	0	2
Felony	CF	3	4	4	0	4
Misdemeanor	CM	4	14	14	6	8
Family Abuse - Prot Order	FP	6	13	13	5	8
Show Cause	SC	6	19	19	5	14
Civil Support	VS	9	18	18	9	9
<b>Adult Total</b>		<b>28</b>	<b>70</b>	<b>70</b>	<b>25</b>	<b>45</b>
<b>Juvenile</b>						
Abuse or Neglect	AN	5	15	15	3	12
Child in Need of Services	CS	0	4	4	1	3
Custody Visitation	CV	53	110	110	41	69
Misdemeanor	DM	7	14	14	7	7
Foster Care Review	FC	1	1	1	1	-
Permanency	PH	2	2	2	2	-
Petition	PT	0	1	1	0	1
Status	ST	2	3	3	0	3
Traffic	T	2	4	4	0	4
Truancy	TR	2	4	4	3	1
<b>Juvenile Total</b>		<b>74</b>	<b>158</b>	<b>158</b>	<b>58</b>	<b>100</b>
<b>Appomattox Totals</b>		<b>102</b>	<b>228</b>	<b>228</b>	<b>83</b>	<b>145</b>

Calendared Filings					
	M	T	W	R	F
Week 1				■	
Week 2			■	■	
Week 3			■	■	■
Week 4	■		■		
Week 5	■			■	



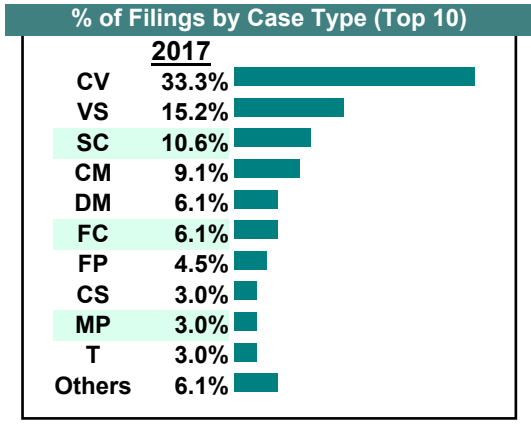
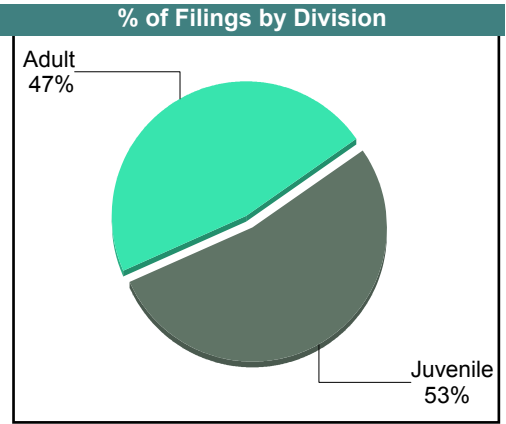
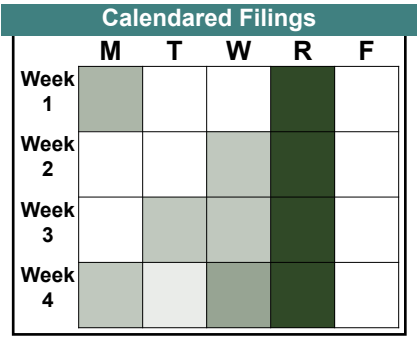
**CASELOAD STATISTICS OF THE JUVENILE & DOMESTIC RELATIONS COURTS**

October 2017

**Appomattox**

District: 10

		<u>Filings</u>	<u>Hearings</u>	<u>Transactions</u>	<u>Concluded</u>	<u>Cont</u>
<b><u>Adult</u></b>						
Capias	CA	1	5	5	1	4
Felony	CF	1	1	1	0	1
Misdemeanor	CM	6	19	19	2	17
Family Abuse - Prot Order	FP	3	5	5	1	4
Motion - Prot Order	MP	2	3	3	3	-
Other	OT	1	1	1	1	-
Show Cause	SC	7	42	42	9	33
Civil Support	VS	10	27	27	12	15
<b>Adult Total</b>		<b>31</b>	<b>103</b>	<b>103</b>	<b>29</b>	<b>74</b>
<b><u>Juvenile</u></b>						
Child in Need of Services	CS	2	4	4	1	3
Custody Visitation	CV	22	66	66	41	25
Felony	DF	0	2	2	1	1
Misdemeanor	DM	4	13	13	3	10
Foster Care Review	FC	4	4	4	4	-
Initial Foster Care	IF	1	4	4	4	-
Traffic	T	2	2	2	2	-
<b>Juvenile Total</b>		<b>35</b>	<b>95</b>	<b>95</b>	<b>56</b>	<b>39</b>
<b>Appomattox Totals</b>		<b>66</b>	<b>198</b>	<b>198</b>	<b>85</b>	<b>113</b>



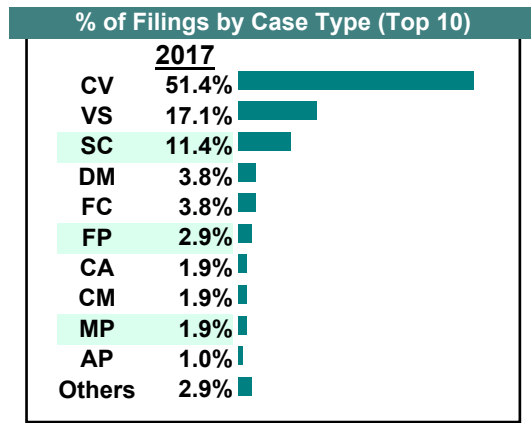
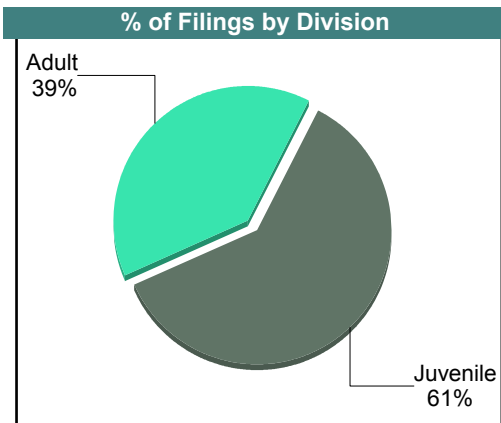
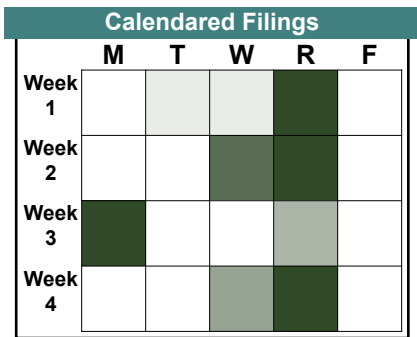
**CASELOAD STATISTICS OF THE JUVENILE & DOMESTIC RELATIONS COURTS**

**Appomattox**

District: 10

September 2017

		<u>Filings</u>	<u>Hearings</u>	<u>Transactions</u>	<u>Concluded</u>	<u>Cont</u>
<b>Adult</b>						
Non-Family Abuse Prot Order	AP	1	2	2	1	1
Capias	CA	2	3	3	2	1
Felony	CF	0	6	6	4	2
Misdemeanor	CM	2	18	18	11	7
Family Abuse - Prot Order	FP	3	13	13	6	7
Motion - Prot Order	MP	2	3	3	2	1
Show Cause	SC	12	35	35	14	21
SL/Other	SL	1	1	1	1	-
Civil Support	VS	18	38	38	18	19
<b>Adult Total</b>		<b>41</b>	<b>119</b>	<b>119</b>	<b>59</b>	<b>59</b>
<b>Juvenile</b>						
Abuse or Neglect	AN	0	1	1	1	-
Child in Need of Services	CS	0	6	6	2	4
Custody Visitation	CV	54	98	98	44	51
Felony	DF	0	5	5	3	2
Misdemeanor	DM	4	19	19	4	15
Foster Care Review	FC	4	4	4	4	-
Initial Foster Care	IF	1	1	1	1	-
Petition	PT	1	1	1	0	1
Traffic	T	0	4	4	2	2
Truancy	TR	0	1	1	1	-
<b>Juvenile Total</b>		<b>64</b>	<b>140</b>	<b>140</b>	<b>62</b>	<b>75</b>
<b>Appomattox Totals</b>		<b>105</b>	<b>259</b>	<b>259</b>	<b>121</b>	<b>134</b>



CASELOAD STATISTICS OF THE JUVENILE & DOMESTIC RELATIONS COURTS

Appomattox

District: 10

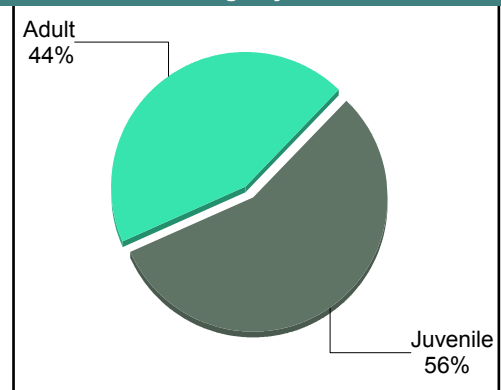
August 2017

		<u>Filings</u>	<u>Hearings</u>	<u>Transactions</u>	<u>Concluded</u>	<u>Cont</u>
<b>Adult</b>						
Capias	CA	1	2	2	0	2
Felony	CF	3	10	10	1	9
Misdemeanor	CM	4	12	12	5	7
Family Abuse - Prot Order	FP	5	8	8	3	5
Motion - Prot Order	MP	2	2	2	1	1
Show Cause	SC	10	35	35	7	28
Civil Support	VS	15	28	28	10	18
<b>Adult Total</b>		<b>40</b>	<b>97</b>	<b>97</b>	<b>27</b>	<b>70</b>
<b>Juvenile</b>						
Abuse or Neglect	AN	0	2	2	0	2
Child in Need of Services	CS	0	10	10	4	6
Custody Visitation	CV	33	88	88	37	50
Felony	DF	4	4	4	0	4
Misdemeanor	DM	3	22	22	6	16
Emancipation	EP	1	1	1	1	-
Foster Care Review	FC	6	6	6	6	-
Status	ST	1	4	4	3	1
Traffic	T	3	2	3	1	2
Truancy	TR	0	6	6	4	-
<b>Juvenile Total</b>		<b>51</b>	<b>145</b>	<b>146</b>	<b>62</b>	<b>81</b>
<b>Appomattox Totals</b>		<b>91</b>	<b>242</b>	<b>243</b>	<b>89</b>	<b>151</b>

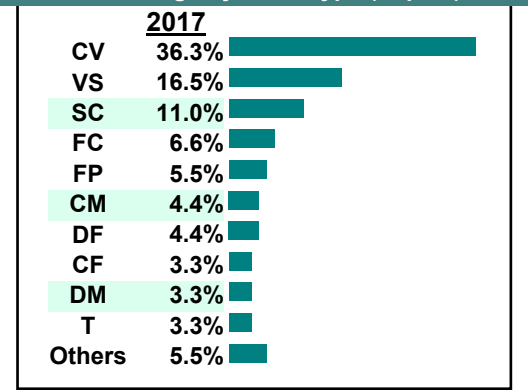
Calendared Filings

	M	T	W	R
Week 1				
Week 2				
Week 3				
Week 4				
Week 5				

% of Filings by Division



% of Filings by Case Type (Top 10)



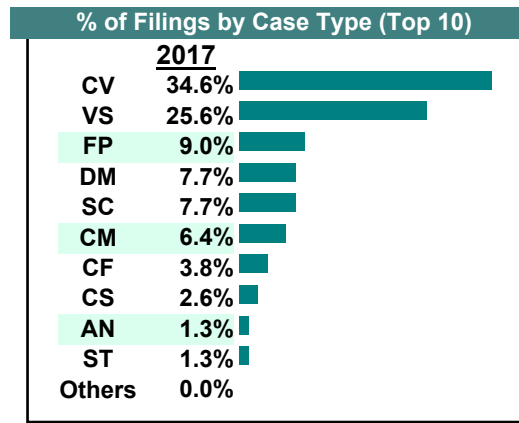
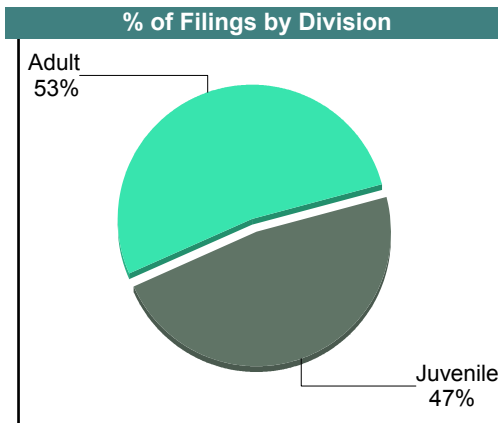
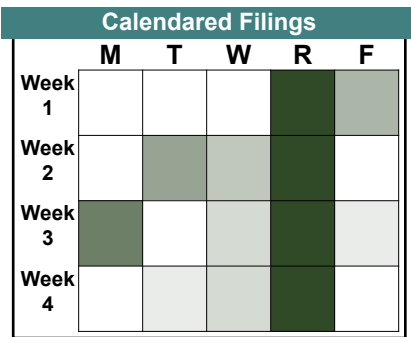
**CASELOAD STATISTICS OF THE JUVENILE & DOMESTIC RELATIONS COURTS**

July 2017

**Appomattox**

District: 10

		<u>Filings</u>	<u>Hearings</u>	<u>Transactions</u>	<u>Concluded</u>	<u>Cont</u>
<b>Adult</b>						
Capias	CA	0	1	1	0	1
Felony	CF	3	5	5	2	3
Misdemeanor	CM	5	11	11	6	5
Family Abuse - Prot Order	FP	7	15	15	7	8
Show Cause	SC	6	23	23	6	17
Civil Support	VS	20	31	31	11	18
<b>Adult Total</b>		<b>41</b>	<b>86</b>	<b>86</b>	<b>32</b>	<b>52</b>
<b>Juvenile</b>						
Abuse or Neglect	AN	1	2	2	0	2
Child in Need of Services	CS	2	4	4	0	4
Custody Visitation	CV	27	68	68	37	30
Misdemeanor	DM	6	19	19	3	16
Status	ST	1	5	5	4	1
Traffic	T	0	5	5	4	-
Truancy	TR	0	2	2	1	1
<b>Juvenile Total</b>		<b>37</b>	<b>105</b>	<b>105</b>	<b>49</b>	<b>54</b>
<b>Appomattox Totals</b>		<b>78</b>	<b>191</b>	<b>191</b>	<b>81</b>	<b>106</b>



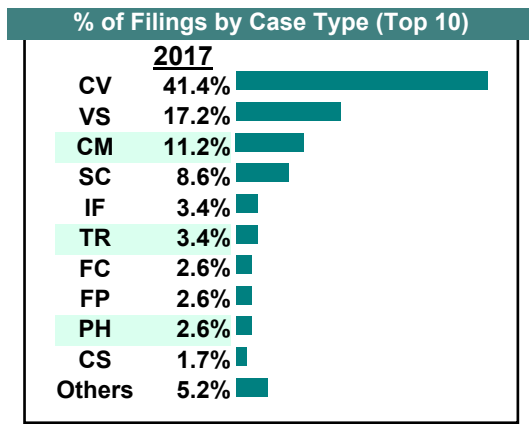
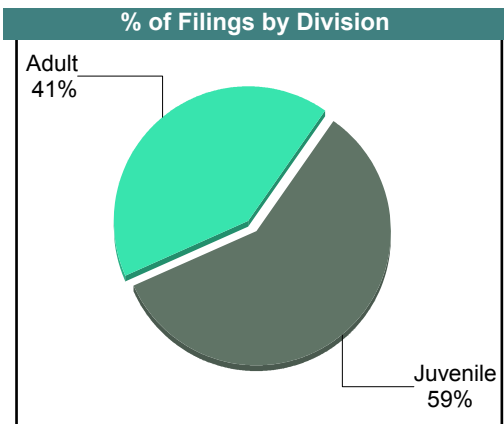
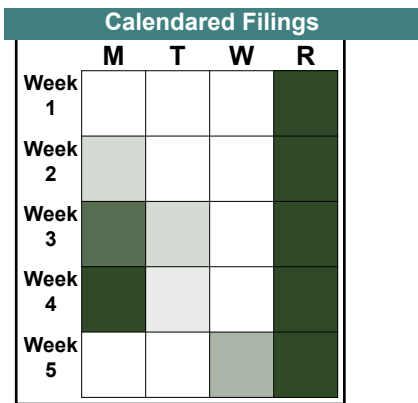
**CASELOAD STATISTICS OF THE JUVENILE & DOMESTIC RELATIONS COURTS**

June 2017

**Appomattox**

District: 10

		<u>Filings</u>	<u>Hearings</u>	<u>Transactions</u>	<u>Concluded</u>	<u>Cont</u>
<b>Adult</b>						
Capias	CA	1	1	1	0	1
Felony	CF	0	6	6	0	6
Misdemeanor	CM	13	30	30	7	23
Family Abuse - Prot Order	FP	3	8	8	1	6
Motion - Prot Order	MP	1	1	1	1	-
Show Cause	SC	10	34	34	13	21
Civil Support	VS	20	34	34	24	9
<b>Adult Total</b>		<b>48</b>	<b>114</b>	<b>114</b>	<b>46</b>	<b>66</b>
<b>Juvenile</b>						
Abuse or Neglect	AN	0	9	9	5	4
Child in Need of Services	CS	2	10	10	2	8
Custody Visitation	CV	48	116	116	26	89
Misdemeanor	DM	2	14	14	2	12
Foster Care Review	FC	3	3	3	3	-
Initial Foster Care	IF	4	4	4	1	3
Permanency	PH	3	3	3	3	-
Status	ST	2	3	3	0	3
Traffic	T	0	1	1	1	-
Truancy	TR	4	14	14	1	12
<b>Juvenile Total</b>		<b>68</b>	<b>177</b>	<b>177</b>	<b>44</b>	<b>131</b>
<b>Appomattox Totals</b>		<b>116</b>	<b>291</b>	<b>291</b>	<b>90</b>	<b>197</b>



**CASELOAD STATISTICS OF THE JUVENILE & DOMESTIC RELATIONS COURTS**

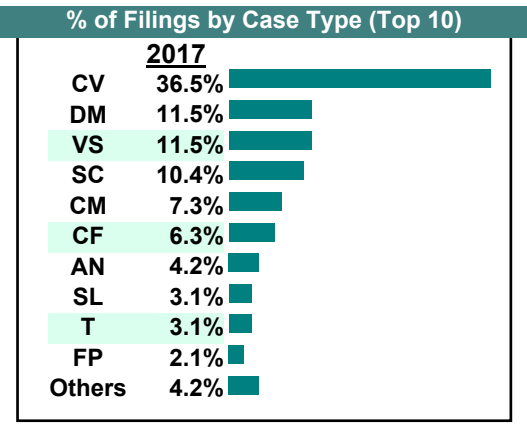
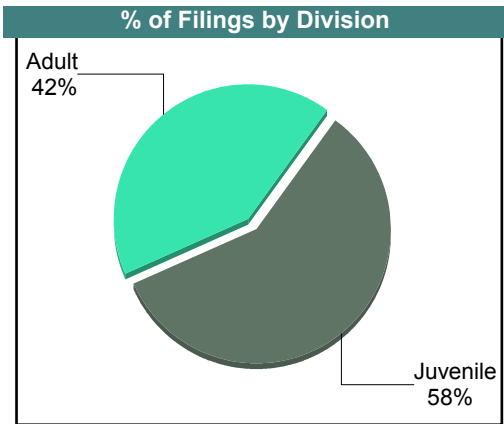
**Appomattox**

District: 10

May 2017

		<u>Filings</u>	<u>Hearings</u>	<u>Transactions</u>	<u>Concluded</u>	<u>Cont</u>
<b>Adult</b>						
Non-Family Abuse Prot Order	AP	0	1	1	1	-
Capias	CA	1	2	2	0	2
Felony	CF	6	8	8	2	6
Misdemeanor	CM	7	28	28	12	16
Family Abuse - Prot Order	FP	2	7	7	5	2
Show Cause	SC	10	39	39	4	35
SL/Other	SL	3	3	3	3	-
Civil Support	VS	11	25	25	10	15
<b>Adult Total</b>		<b>40</b>	<b>113</b>	<b>113</b>	<b>37</b>	<b>76</b>
<b>Juvenile</b>						
Abuse or Neglect	AN	4	9	9	1	8
Non-Family Abuse Prot Order	AP	0	1	1	1	-
Child in Need of Services	CS	1	8	8	2	5
Custody Visitation	CV	35	70	70	15	54
Misdemeanor	DM	11	17	17	3	14
Initial Foster Care	IF	1	1	1	1	-
Status	ST	1	2	2	0	2
Traffic	T	3	5	5	0	5
Truancy	TR	0	10	10	4	6
<b>Juvenile Total</b>		<b>56</b>	<b>123</b>	<b>123</b>	<b>27</b>	<b>94</b>
<b>Appomattox Totals</b>		<b>96</b>	<b>236</b>	<b>236</b>	<b>64</b>	<b>170</b>

Calendared Filings					
	M	T	W	R	F
Week 1					
Week 2					
Week 3					
Week 4					
Week 5					



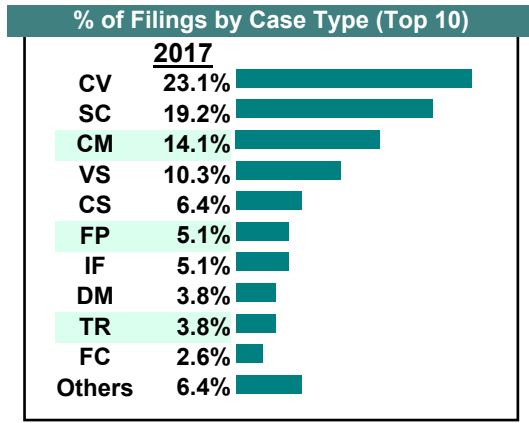
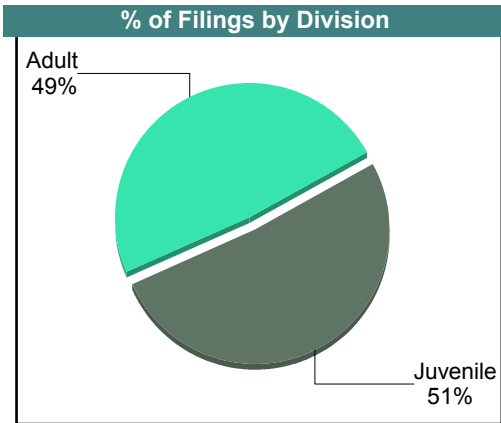
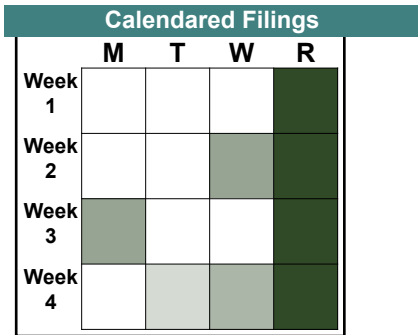
CASELOAD STATISTICS OF THE JUVENILE & DOMESTIC RELATIONS COURTS

Appomattox

District: 10

April 2017

		Filings	Hearings	Transactions	Concluded	Cont
<b>Adult</b>						
Non-Family Abuse Prot Order	AP	0	1	1	0	1
Capias	CA	0	3	3	3	-
Felony	CF	0	2	2	0	2
Misdemeanor	CM	11	20	20	6	13
Family Abuse - Prot Order	FP	4	10	10	2	7
Show Cause	SC	15	28	28	5	23
Civil Support	VS	8	25	25	16	9
<b>Adult Total</b>		<b>38</b>	<b>89</b>	<b>89</b>	<b>32</b>	<b>55</b>
<b>Juvenile</b>						
Abuse or Neglect	AN	1	5	5	4	1
Non-Family Abuse Prot Order	AP	1	2	2	0	2
Child in Need of Services	CS	5	11	11	2	9
Custody Visitation	CV	18	72	72	54	16
Felony	DF	0	2	2	2	-
Misdemeanor	DM	3	20	20	9	11
Foster Care Review	FC	2	2	2	2	-
Initial Foster Care	IF	4	4	4	4	-
Petition	PT	1	1	1	1	-
Status	ST	0	1	1	0	1
Traffic	T	2	5	5	3	2
Truancy	TR	3	12	12	2	9
<b>Juvenile Total</b>		<b>40</b>	<b>137</b>	<b>137</b>	<b>83</b>	<b>51</b>
<b>Appomattox Totals</b>		<b>78</b>	<b>226</b>	<b>226</b>	<b>115</b>	<b>106</b>





**CASELOAD STATISTICS OF THE JUVENILE & DOMESTIC RELATIONS COURTS**

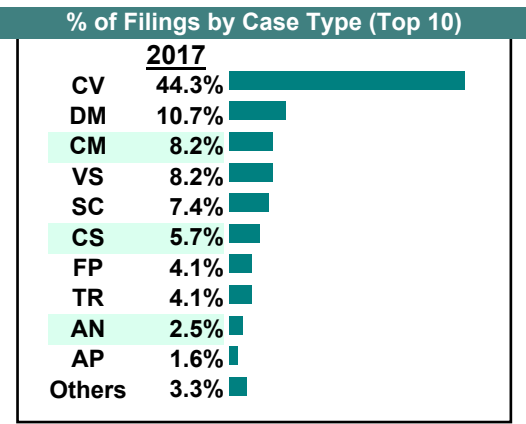
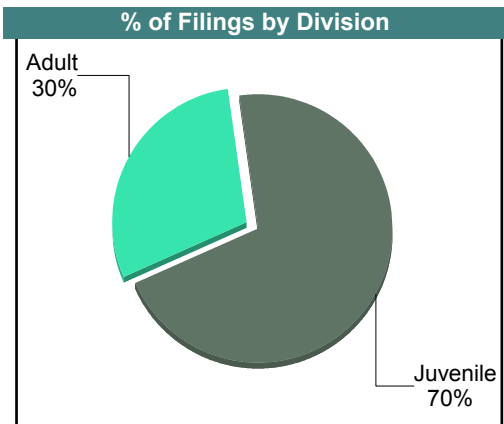
**Appomattox**

District: 10

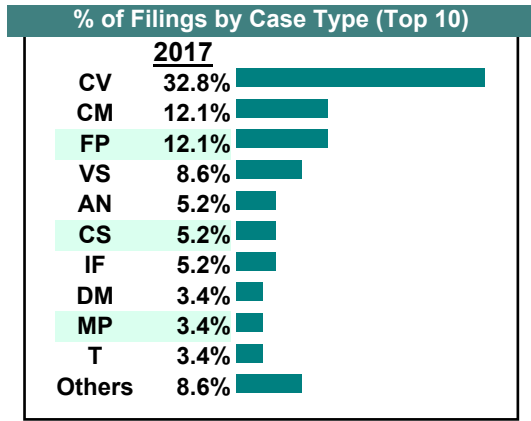
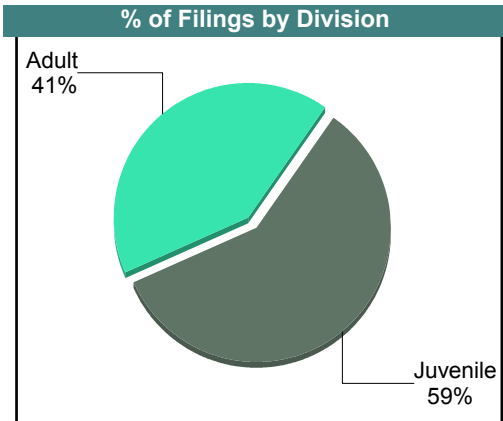

March 2017

		<u>Filings</u>	<u>Hearings</u>	<u>Transactions</u>	<u>Concluded</u>	<u>Cont</u>
<b>Adult</b>						
Non-Family Abuse Prot Order	AP	1	1	1	0	1
Capias	CA	1	2	2	1	1
Misdemeanor	CM	10	20	20	4	16
Family Abuse - Prot Order	FP	5	10	10	4	6
Show Cause	SC	9	15	15	4	11
Civil Support	VS	10	23	23	9	14
<b>Adult Total</b>		<b>36</b>	<b>71</b>	<b>71</b>	<b>22</b>	<b>49</b>
<b>Juvenile</b>						
Abuse or Neglect	AN	3	8	8	0	8
Non-Family Abuse Prot Order	AP	1	2	2	1	1
Child in Need of Services	CS	7	22	22	8	14
Custody Visitation	CV	54	112	112	39	64
Felony	DF	0	1	1	1	-
Misdemeanor	DM	13	22	22	3	17
Initial Foster Care	IF	1	1	1	1	-
Status	ST	1	4	4	2	2
Traffic	T	1	4	4	1	3
Truancy	TR	5	11	11	0	11
<b>Juvenile Total</b>		<b>86</b>	<b>187</b>	<b>187</b>	<b>56</b>	<b>120</b>
<b>Appomattox Totals</b>		<b>122</b>	<b>258</b>	<b>258</b>	<b>78</b>	<b>169</b>

Calendared Filings					
	M	T	W	R	F
Week 1				■	■
Week 2	■		■	■	
Week 3				■	
Week 4	■	■	■	■	
Week 5	■		■	■	■



		<u>Filings</u>	<u>Hearings</u>	<u>Transactions</u>	<u>Concluded</u>	<u>Cont</u>
<b>Adult</b>						
Capias	CA	1	4	4	2	2
Felony	CF	1	6	6	3	2
Misdemeanor	CM	7	16	16	4	11
Family Abuse - Prot Order	FP	7	13	13	6	7
Motion - Prot Order	MP	2	2	2	2	-
Show Cause	SC	1	18	18	10	8
Civil Support	VS	5	19	19	10	8
<b>Adult Total</b>		<b>24</b>	<b>78</b>	<b>78</b>	<b>37</b>	<b>38</b>
<b>Juvenile</b>						
Abuse or Neglect	AN	3	5	5	3	2
Non-Family Abuse Prot Order	AP	1	1	1	1	-
Child in Need of Services	CS	3	9	9	2	7
Custody Visitation	CV	19	41	41	16	22
Felony	DF	0	1	1	1	-
Misdemeanor	DM	2	10	10	5	5
Initial Foster Care	IF	3	3	3	3	-
Permanency	PH	1	1	1	1	-
Status	ST	0	2	2	1	1
Traffic	T	2	4	4	1	3
Truancy	TR	0	7	7	2	5
<b>Juvenile Total</b>		<b>34</b>	<b>84</b>	<b>84</b>	<b>36</b>	<b>45</b>
<b>Appomattox Totals</b>		<b>58</b>	<b>162</b>	<b>162</b>	<b>73</b>	<b>83</b>



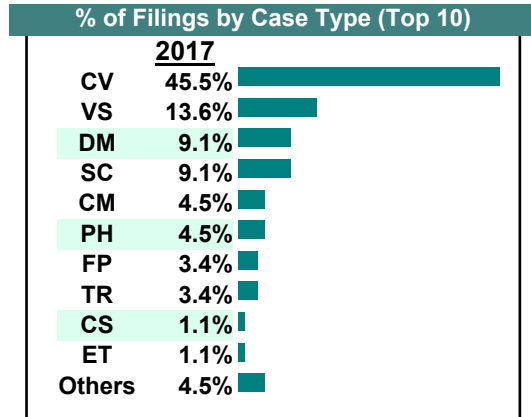
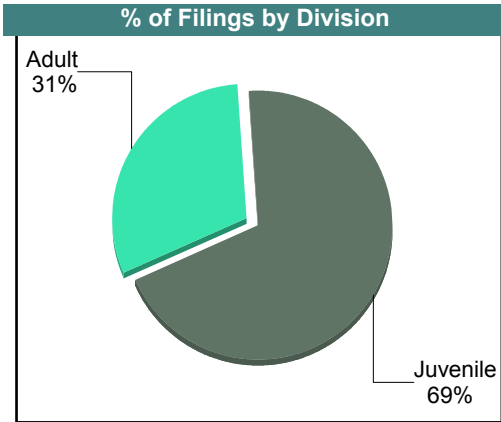
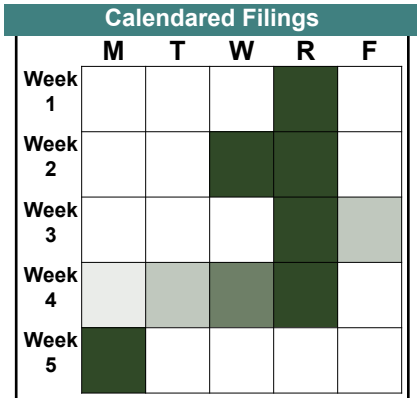
**CASELOAD STATISTICS OF THE JUVENILE & DOMESTIC RELATIONS COURTS**

**Appomattox**

District: 10

January 2017

		<u>Filings</u>	<u>Hearings</u>	<u>Transactions</u>	<u>Concluded</u>	<u>Cont</u>
<b><u>Adult</u></b>						
Capias	CA	0	3	3	2	1
Felony	CF	0	8	8	5	3
Misdemeanor	CM	4	20	20	12	8
Family Abuse - Prot Order	FP	3	13	13	7	6
Motion - Prot Order	MP	1	3	3	2	1
Other	OT	0	1	1	1	-
Show Cause	SC	7	25	25	9	16
Civil Support	VS	12	25	25	9	16
<b>Adult Total</b>		<b>27</b>	<b>98</b>	<b>98</b>	<b>47</b>	<b>51</b>
<b><u>Juvenile</u></b>						
Abuse or Neglect	AN	0	2	2	0	2
Child in Need of Services	CS	1	8	8	2	6
Custody Visitation	CV	40	88	88	38	49
Felony	DF	0	5	5	5	-
Misdemeanor	DM	8	22	22	9	13
Entrustment	ET	1	1	1	1	-
Initial Foster Care	IF	1	1	1	1	-
Permanency	PH	4	4	4	4	-
Petition	PT	0	2	2	2	-
Show Cause	SC	1	3	3	2	1
Status	ST	1	2	2	0	2
Traffic	T	1	7	7	4	3
Truancy	TR	3	10	10	2	7
<b>Juvenile Total</b>		<b>61</b>	<b>155</b>	<b>155</b>	<b>70</b>	<b>83</b>
<b>Appomattox Totals</b>		<b>88</b>	<b>253</b>	<b>253</b>	<b>117</b>	<b>134</b>



**CASELOAD STATISTICS OF THE JUVENILE & DOMESTIC RELATIONS COURTS**

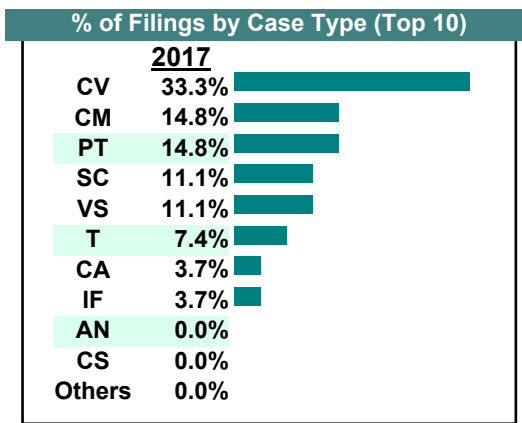
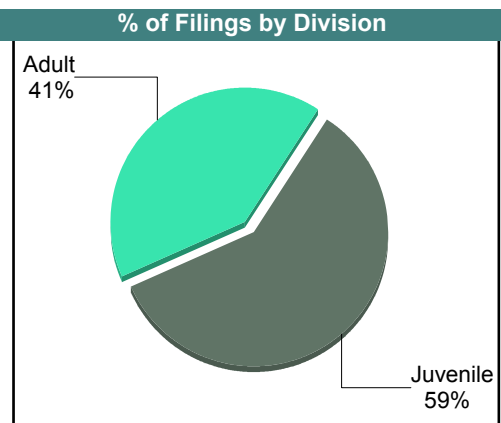
**Buckingham**

District: 10

December 2017

		<u>Filings</u>	<u>Hearings</u>	<u>Transactions</u>	<u>Concluded</u>	<u>Cont</u>
<b>Adult</b>						
Capias	CA	1	1	1	0	1
Misdemeanor	CM	4	6	6	0	6
Show Cause	SC	3	10	10	0	10
Civil Support	VS	3	9	9	2	7
<b>Adult Total</b>		<b>11</b>	<b>26</b>	<b>26</b>	<b>2</b>	<b>24</b>
<b>Juvenile</b>						
Abuse or Neglect	AN	0	7	7	0	7
Child in Need of Services	CS	0	4	4	0	3
Custody Visitation	CV	9	51	51	15	36
Felony	DF	0	2	2	1	1
Misdemeanor	DM	0	5	5	1	4
Initial Foster Care	IF	1	1	1	1	-
Petition	PT	4	4	4	4	-
Show Cause	SC	0	2	2	2	-
Traffic	T	2	5	5	4	1
Truancy	TR	0	1	1	1	-
<b>Juvenile Total</b>		<b>16</b>	<b>82</b>	<b>82</b>	<b>29</b>	<b>52</b>
<b>Buckingham Totals</b>		<b>27</b>	<b>108</b>	<b>108</b>	<b>31</b>	<b>76</b>

Calendared Filings				
	M	T	W	F
Week 1				
Week 2				
Week 3				
Week 4				
Week 5				



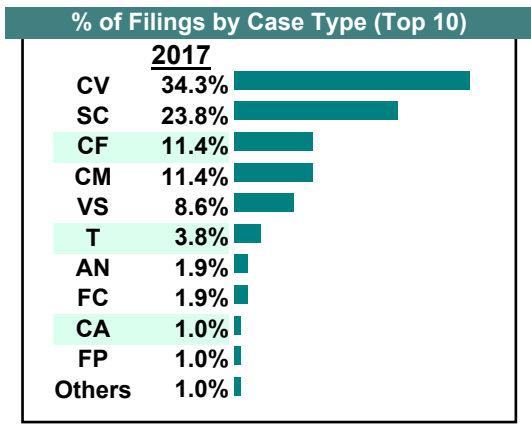
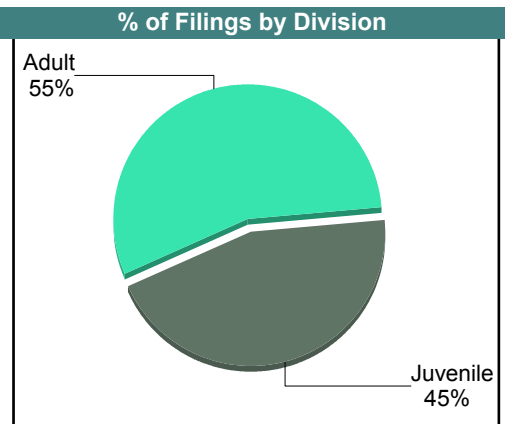

CASELOAD STATISTICS OF THE JUVENILE & DOMESTIC RELATIONS COURTS

Buckingham

District: 10

November 2017

		<u>Filings</u>	<u>Hearings</u>	<u>Transactions</u>	<u>Concluded</u>	<u>Cont</u>
<b>Adult</b>						
Capias	CA	1	3	3	1	2
Felony	CF	12	27	27	9	18
Misdemeanor	CM	12	33	33	13	20
Family Abuse - Prot Order	FP	1	3	3	1	2
Show Cause	SC	23	45	45	14	30
Civil Support	VS	9	21	21	10	7
<b>Adult Total</b>		<b>58</b>	<b>132</b>	<b>132</b>	<b>48</b>	<b>79</b>
<b>Juvenile</b>						
Abuse or Neglect	AN	2	4	4	0	3
Custody Relief	CR	0	1	1	1	-
Child in Need of Services	CS	0	6	6	0	4
Custody Visitation	CV	36	75	75	44	25
Felony	DF	0	14	14	1	6
Misdemeanor	DM	0	8	8	1	3
Foster Care Review	FC	2	2	2	2	-
Family Abuse - Prot Order	FP	0	3	3	2	1
Initial Foster Care	IF	1	1	1	1	-
Permanency	PH	0	1	1	0	-
Petition	PT	0	1	1	1	-
Show Cause	SC	2	7	7	1	5
Status	ST	0	4	4	2	2
Traffic	T	4	10	10	2	4
Term Parental Rights	TP	0	1	1	0	-
Truancy	TR	0	1	1	0	1
<b>Juvenile Total</b>		<b>47</b>	<b>139</b>	<b>139</b>	<b>58</b>	<b>54</b>
<b>Buckingham Totals</b>		<b>105</b>	<b>271</b>	<b>271</b>	<b>106</b>	<b>133</b>



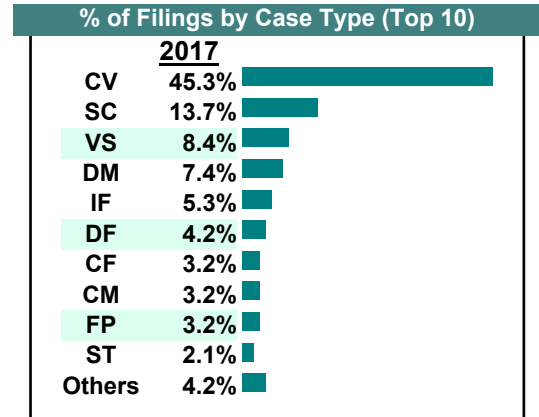
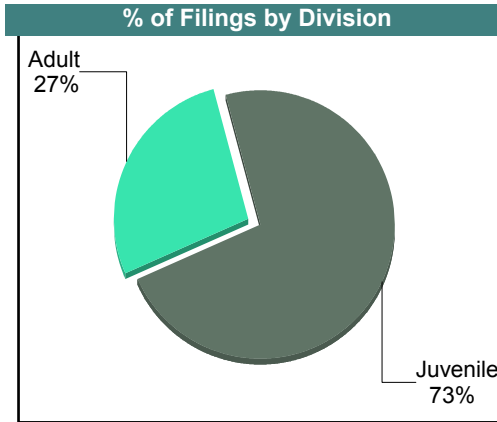

CASELOAD STATISTICS OF THE JUVENILE & DOMESTIC RELATIONS COURTS

October 2017

Buckingham

District: 10

		Filings	Hearings	Transactions	Concluded	Cont
<b>Adult</b>						
Felony	CF	3	11	11	3	8
Misdemeanor	CM	3	17	17	5	9
Family Abuse - Prot Order	FP	2	6	6	5	1
Motion - Prot Order	MP	1	1	1	1	-
Show Cause	SC	9	37	37	15	20
Civil Support	VS	8	19	19	7	10
<b>Adult Total</b>		<b>26</b>	<b>91</b>	<b>91</b>	<b>36</b>	<b>48</b>
<b>Juvenile</b>						
Abuse or Neglect	AN	0	11	11	6	5
Custody Relief	CR	1	1	1	0	1
Child in Need of Services	CS	0	1	1	0	1
Custody Visitation	CV	43	77	77	24	51
Felony	DF	4	5	5	0	5
Misdemeanor	DM	7	12	12	2	9
Family Abuse - Prot Order	FP	1	4	4	1	3
Initial Foster Care	IF	5	5	5	5	-
Permanency	PH	1	2	2	1	1
Petition	PT	0	1	1	1	-
Show Cause	SC	4	5	5	1	4
Status	ST	2	3	3	0	3
Traffic	T	1	3	3	2	1
Term Parental Rights	TP	0	3	3	2	1
Truancy	TR	0	2	2	0	1
<b>Juvenile Total</b>		<b>69</b>	<b>135</b>	<b>135</b>	<b>45</b>	<b>86</b>
<b>Buckingham Totals</b>		<b>95</b>	<b>226</b>	<b>226</b>	<b>81</b>	<b>134</b>



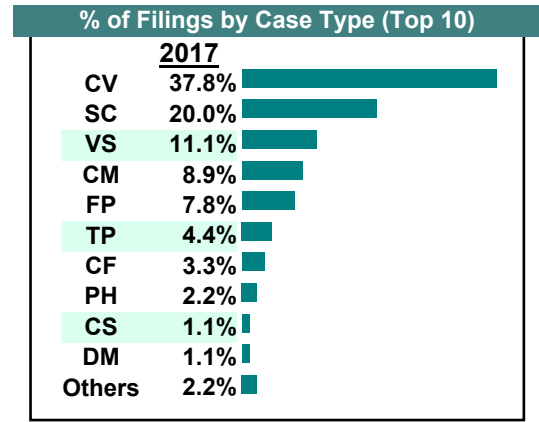
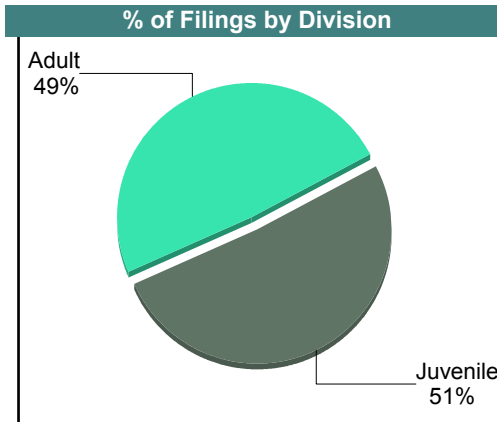

**CASELOAD STATISTICS OF THE JUVENILE & DOMESTIC RELATIONS COURTS**

September 2017

**Buckingham**

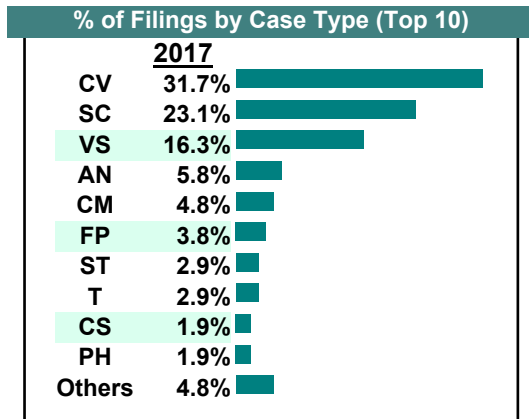
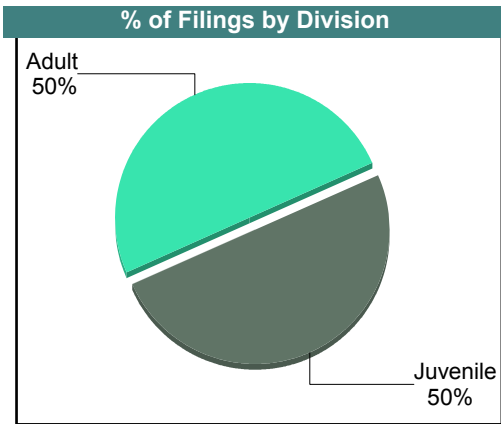

District: 10

		<u>Filings</u>	<u>Hearings</u>	<u>Transactions</u>	<u>Concluded</u>	<u>Cont</u>
<b><u>Adult</u></b>						
Capias	CA	0	1	1	1	-
Felony	CF	3	11	11	2	9
Misdemeanor	CM	8	30	30	12	18
Family Abuse - Prot Order	FP	5	8	8	5	3
Show Cause	SC	18	42	42	13	29
Civil Support	VS	10	23	23	8	15
<b>Adult Total</b>		<b>44</b>	<b>115</b>	<b>115</b>	<b>41</b>	<b>74</b>
<b><u>Juvenile</u></b>						
Abuse or Neglect	AN	0	11	11	0	11
Non-Family Abuse Prot Order	AP	0	2	2	2	-
Child in Need of Services	CS	1	6	6	1	5
Custody Visitation	CV	34	81	81	25	54
Felony	DF	0	3	3	2	1
Misdemeanor	DM	1	3	3	1	2
Foster Care Review	FC	0	1	1	1	-
Family Abuse - Prot Order	FP	2	2	2	0	2
Protective Order	PC	0	1	1	1	-
Permanency	PH	2	3	3	1	1
Petition	PT	1	3	3	0	3
Show Cause	SC	0	2	2	0	2
Status	ST	0	3	3	2	1
Traffic	T	1	2	2	1	1
Term Parental Rights	TP	4	6	6	2	4
Truancy	TR	0	2	2	0	2
<b>Juvenile Total</b>		<b>46</b>	<b>131</b>	<b>131</b>	<b>39</b>	<b>89</b>
<b>Buckingham Totals</b>		<b>90</b>	<b>246</b>	<b>246</b>	<b>80</b>	<b>163</b>



August 2017

		Filings	Hearings	Transactions	Concluded	Cont
<b>Adult</b>						
Felony	CF	1	4	4	1	3
Misdemeanor	CM	5	33	33	8	25
Family Abuse - Prot Order	FP	4	5	5	3	2
Protective Order	PC	1	1	1	1	-
Show Cause	SC	24	45	45	7	37
Civil Support	VS	17	31	31	15	16
<b>Adult Total</b>		<b>52</b>	<b>119</b>	<b>119</b>	<b>35</b>	<b>83</b>
<b>Juvenile</b>						
Abuse or Neglect	AN	6	8	8	0	8
Child in Need of Services	CS	2	8	8	3	4
Custody Visitation	CV	33	79	79	39	40
Felony	DF	1	10	10	3	7
Misdemeanor	DM	1	16	16	14	2
Foster Care Review	FC	0	2	2	0	2
Family Abuse - Prot Order	FP	0	1	1	0	1
Initial Foster Care	IF	1	1	1	1	-
Protective Order	PC	0	2	2	2	-
Permanency	PH	2	2	2	2	-
Petition	PT	0	1	1	0	1
Show Cause	SC	0	1	1	0	1
Status	ST	3	3	3	0	3
Traffic	T	3	11	11	3	8
Truancy	TR	0	3	3	1	2
<b>Juvenile Total</b>		<b>52</b>	<b>148</b>	<b>148</b>	<b>68</b>	<b>79</b>
<b>Buckingham Totals</b>		<b>104</b>	<b>267</b>	<b>267</b>	<b>103</b>	<b>162</b>





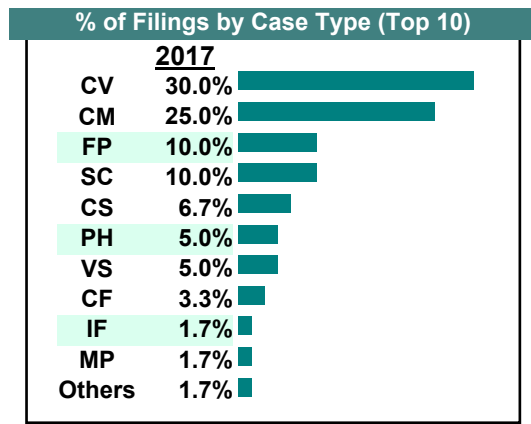
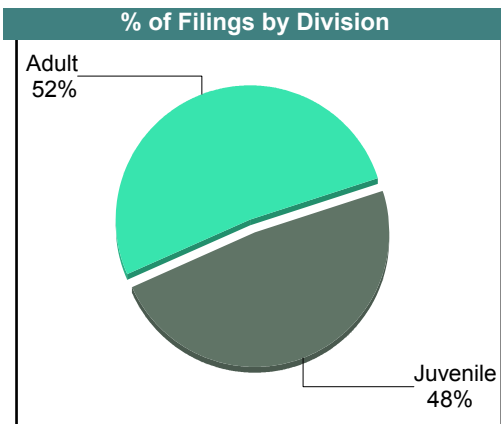
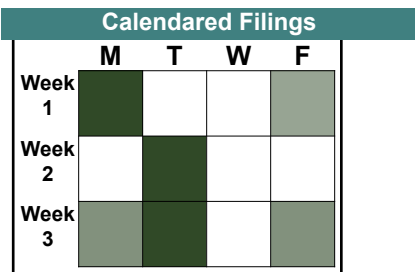
**CASELOAD STATISTICS OF THE JUVENILE & DOMESTIC RELATIONS COURTS**

July 2017

**Buckingham**

District: 10

		<u>Filings</u>	<u>Hearings</u>	<u>Transactions</u>	<u>Concluded</u>	<u>Cont</u>
<b>Adult</b>						
Felony	CF	2	8	8	2	6
Misdemeanor	CM	15	35	35	12	22
Family Abuse - Prot Order	FP	5	6	6	5	1
Motion - Prot Order	MP	1	1	1	1	-
Show Cause	SC	5	10	10	3	7
Civil Support	VS	3	10	10	2	8
<b>Adult Total</b>		<b>31</b>	<b>70</b>	<b>70</b>	<b>25</b>	<b>44</b>
<b>Juvenile</b>						
Abuse or Neglect	AN	0	10	10	4	6
Child in Need of Services	CS	4	5	5	2	3
Custody Visitation	CV	18	81	81	34	47
Felony	DF	0	6	6	0	6
Misdemeanor	DM	0	10	10	2	8
Family Abuse - Prot Order	FP	1	1	1	0	1
Initial Foster Care	IF	1	1	1	1	-
Permanency	PH	3	3	3	2	-
Show Cause	SC	1	2	2	0	2
Traffic	T	1	6	6	1	5
Truancy	TR	0	2	2	0	2
<b>Juvenile Total</b>		<b>29</b>	<b>127</b>	<b>127</b>	<b>46</b>	<b>80</b>
<b>Buckingham Totals</b>		<b>60</b>	<b>197</b>	<b>197</b>	<b>71</b>	<b>124</b>



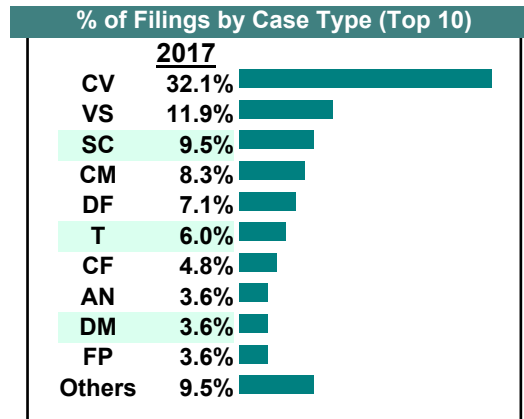
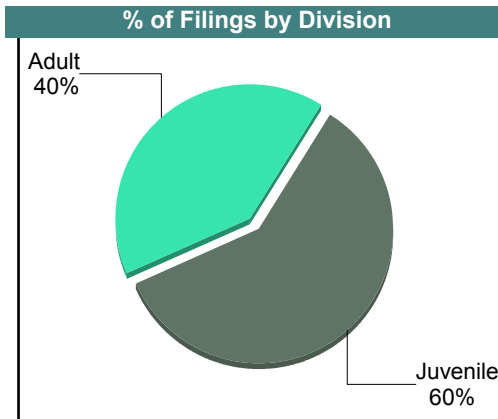
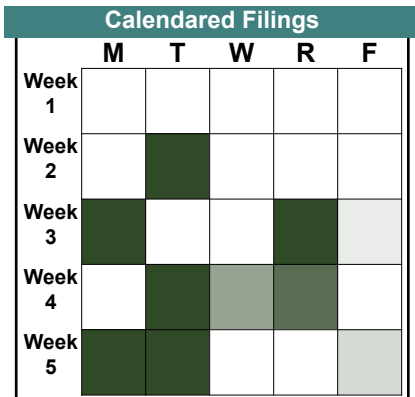
# CASELOAD STATISTICS OF THE JUVENILE & DOMESTIC RELATIONS COURTS

**Buckingham**

District: 10

June 2017

		Filings	Hearings	Transactions	Concluded	Cont
<b>Adult</b>						
Capias	CA	2	4	4	2	2
Felony	CF	4	7	7	1	6
Misdemeanor	CM	7	27	27	8	19
Family Abuse - Prot Order	FP	3	5	5	3	2
Protective Order	PC	0	1	1	1	-
Show Cause	SC	7	28	28	12	16
SL/Other	SL	1	1	1	1	-
Civil Support	VS	10	23	23	10	13
<b>Adult Total</b>		<b>34</b>	<b>96</b>	<b>96</b>	<b>38</b>	<b>58</b>
<b>Juvenile</b>						
Abuse or Neglect	AN	3	8	8	0	8
Non-Family Abuse Prot Order	AP	0	2	2	0	2
Child in Need of Services	CS	0	5	5	2	3
Custody Visitation	CV	27	87	87	42	44
Felony	DF	6	13	13	0	13
Misdemeanor	DM	3	17	17	6	11
Protective Order	PC	2	3	3	0	3
Permanency	PH	2	2	2	1	1
Petition	PT	0	2	2	1	1
Show Cause	SC	1	3	3	2	1
Traffic	T	5	10	10	1	9
Term Parental Rights	TP	1	1	1	0	1
Truancy	TR	0	3	3	0	3
<b>Juvenile Total</b>		<b>50</b>	<b>156</b>	<b>156</b>	<b>55</b>	<b>100</b>
<b>Buckingham Totals</b>		<b>84</b>	<b>252</b>	<b>252</b>	<b>93</b>	<b>158</b>



**CASELOAD STATISTICS OF THE JUVENILE & DOMESTIC RELATIONS COURTS**

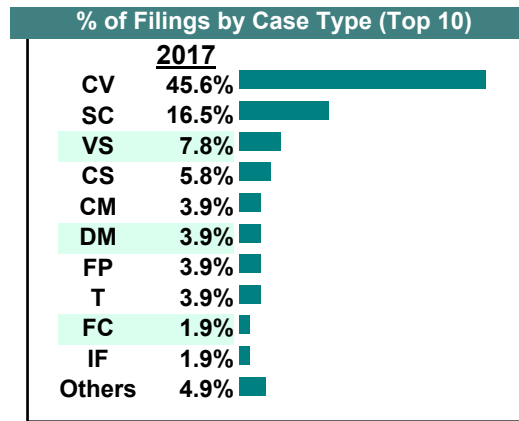
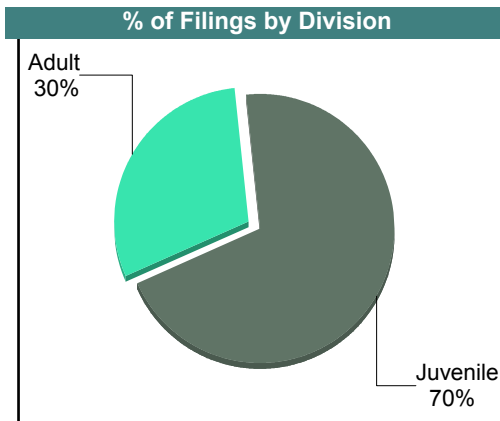
**Buckingham**

District: 10

May 2017

		<u>Filings</u>	<u>Hearings</u>	<u>Transactions</u>	<u>Concluded</u>	<u>Cont</u>
<b>Adult</b>						
Capias	CA	1	3	3	2	1
Felony	CF	0	5	5	3	2
Misdemeanor	CM	4	27	27	14	13
Family Abuse - Prot Order	FP	4	8	8	4	4
Motion - Prot Order	MP	0	1	1	0	-
Show Cause	SC	14	37	37	16	21
Civil Support	VS	8	31	31	14	17
<b>Adult Total</b>		<b>31</b>	<b>112</b>	<b>112</b>	<b>53</b>	<b>58</b>
<b>Juvenile</b>						
Abuse or Neglect	AN	1	5	5	2	3
Non-Family Abuse Prot Order	AP	1	4	4	1	3
Child in Need of Services	CS	6	9	9	1	8
Custody Visitation	CV	47	128	128	35	93
Felony	DF	0	6	6	4	2
Misdemeanor	DM	4	20	20	10	10
Foster Care Review	FC	2	3	3	2	1
Initial Foster Care	IF	2	2	2	2	-
Protective Order	PC	0	1	1	0	1
Petition	PT	0	2	2	1	1
Show Cause	SC	3	10	10	7	3
Traffic	T	4	5	5	3	2
Truancy	TR	2	3	3	1	2
<b>Juvenile Total</b>		<b>72</b>	<b>198</b>	<b>198</b>	<b>69</b>	<b>129</b>
<b>Buckingham Totals</b>		<b>103</b>	<b>310</b>	<b>310</b>	<b>122</b>	<b>187</b>

Calendared Filings					
	M	T	W	R	F
Week 1	█	█			
Week 2	█		█	█	
Week 3		█	█		█
Week 4	█	█			█
Week 5		█			



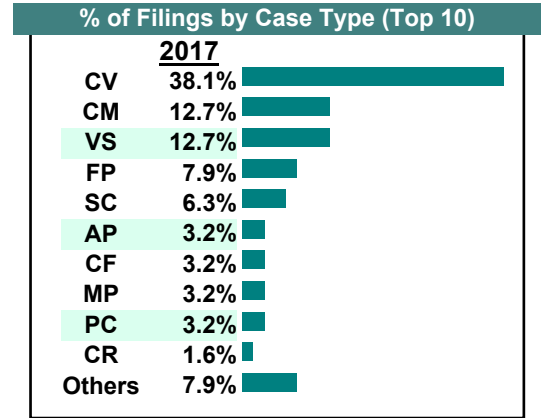
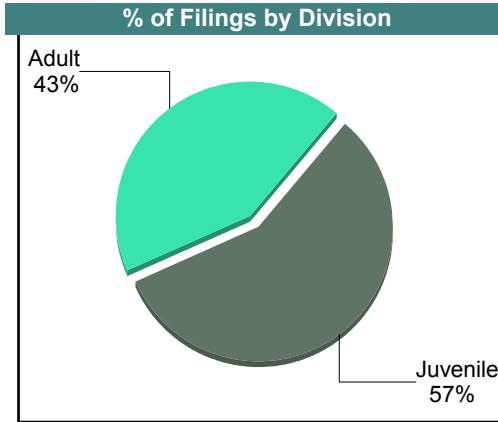
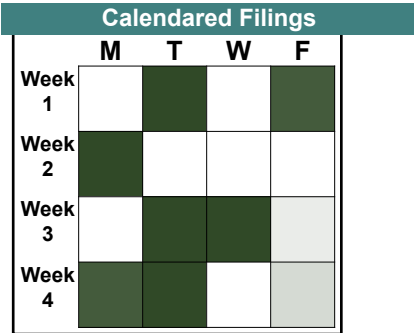
**CASELOAD STATISTICS OF THE JUVENILE & DOMESTIC RELATIONS COURTS**

**Buckingham**

District: 10

April 2017

		<u>Filings</u>	<u>Hearings</u>	<u>Transactions</u>	<u>Concluded</u>	<u>Cont</u>
<b><u>Adult</u></b>						
Felony	CF	2	7	7	2	5
Misdemeanor	CM	8	32	32	7	25
Family Abuse - Prot Order	FP	5	8	8	6	2
Motion - Prot Order	MP	1	1	1	0	1
Protective Order	PC	1	3	3	2	1
Show Cause	SC	2	23	23	10	13
Civil Support	VS	8	18	18	9	8
<b>Adult Total</b>		<b>27</b>	<b>92</b>	<b>92</b>	<b>36</b>	<b>55</b>
<b><u>Juvenile</u></b>						
Abuse or Neglect	AN	0	5	5	1	4
Non-Family Abuse Prot Order	AP	2	2	2	0	2
Custody Relief	CR	1	1	1	1	-
Child in Need of Services	CS	0	2	2	0	2
Custody Visitation	CV	24	64	64	26	38
Felony	DF	0	8	8	6	1
Misdemeanor	DM	1	13	13	5	8
Foster Care Review	FC	1	1	1	0	1
Initial Foster Care	IF	1	1	1	1	-
Motion - Prot Order	MP	1	1	1	1	-
Protective Order	PC	1	1	1	0	1
Petition	PT	1	3	3	0	3
Show Cause	SC	2	3	3	1	2
Traffic	T	1	2	2	0	2
Truancy	TR	0	3	3	2	1
<b>Juvenile Total</b>		<b>36</b>	<b>110</b>	<b>110</b>	<b>44</b>	<b>65</b>
<b>Buckingham Totals</b>		<b>63</b>	<b>202</b>	<b>202</b>	<b>80</b>	<b>120</b>



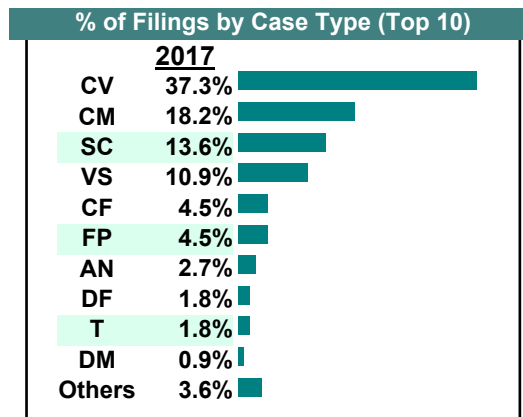
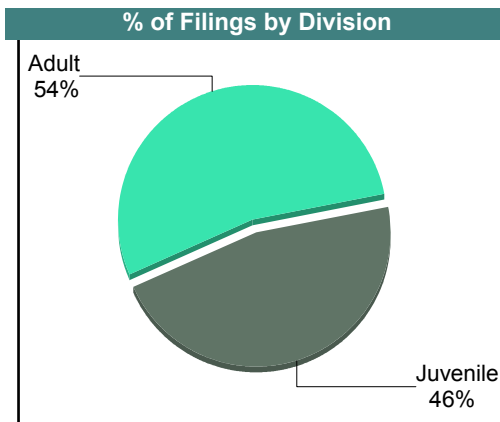

**CASELOAD STATISTICS OF THE JUVENILE & DOMESTIC RELATIONS COURTS**

**Buckingham**

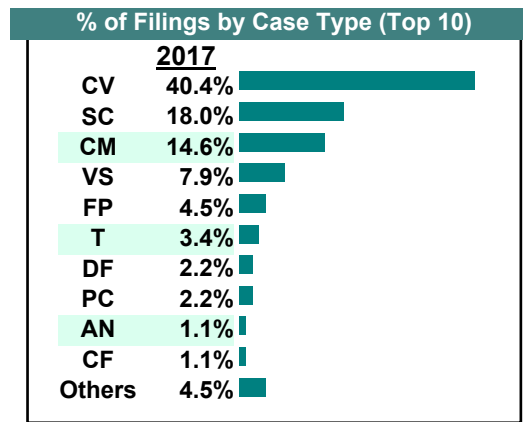
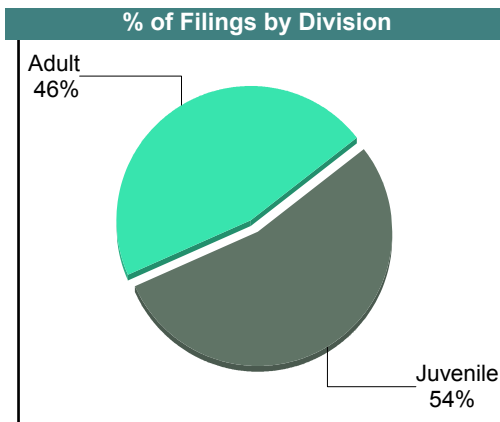

District: 10

March 2017

		<u>Filings</u>	<u>Hearings</u>	<u>Transactions</u>	<u>Concluded</u>	<u>Cont</u>
<b>Adult</b>						
Capias	CA	0	1	1	0	1
Felony	CF	5	8	8	1	7
Misdemeanor	CM	20	44	44	12	32
Family Abuse - Prot Order	FP	5	10	10	5	5
Protective Order	PC	1	5	5	3	2
Show Cause	SC	15	29	29	11	18
SL/Other	SL	1	1	1	1	-
Civil Support	VS	12	27	27	10	17
<b>Adult Total</b>		<b>59</b>	<b>125</b>	<b>125</b>	<b>43</b>	<b>82</b>
<b>Juvenile</b>						
Abuse or Neglect	AN	3	10	10	0	10
Child in Need of Services	CS	0	3	3	1	2
Custody Visitation	CV	41	83	83	40	43
Felony	DF	2	12	12	0	12
Misdemeanor	DM	1	13	13	0	13
Protective Order	PC	0	2	2	2	-
Petition	PT	1	2	2	0	2
Traffic	T	2	4	5	5	-
Truancy	TR	1	2	2	1	1
<b>Juvenile Total</b>		<b>51</b>	<b>131</b>	<b>132</b>	<b>49</b>	<b>83</b>
<b>Buckingham Totals</b>		<b>110</b>	<b>256</b>	<b>257</b>	<b>92</b>	<b>165</b>



		Filings	Hearings	Transactions	Concluded	Cont
<b>Adult</b>						
Capias	CA	0	3	3	2	1
Felony	CF	1	4	4	0	4
Misdemeanor	CM	13	56	56	8	48
Family Abuse - Prot Order	FP	4	8	8	2	5
Show Cause	SC	16	28	28	5	23
Civil Support	VS	7	14	14	6	8
<b>Adult Total</b>		<b>41</b>	<b>113</b>	<b>113</b>	<b>23</b>	<b>89</b>
<b>Juvenile</b>						
Abuse or Neglect	AN	1	7	7	0	7
Child in Need of Services	CS	1	2	2	0	2
Custody Visitation	CV	36	105	105	41	63
Felony	DF	2	15	15	1	14
Misdemeanor	DM	1	24	24	5	19
Foster Care Review	FC	1	1	1	1	-
Protective Order	PC	2	4	4	0	4
Petition	PT	0	1	1	0	1
Show Cause	SC	0	6	6	1	5
Traffic	T	3	7	8	5	3
Truancy	TR	1	4	4	0	4
<b>Juvenile Total</b>		<b>48</b>	<b>176</b>	<b>177</b>	<b>54</b>	<b>122</b>
<b>Buckingham Totals</b>		<b>89</b>	<b>289</b>	<b>290</b>	<b>77</b>	<b>211</b>



**CASELOAD STATISTICS OF THE JUVENILE & DOMESTIC RELATIONS COURTS**

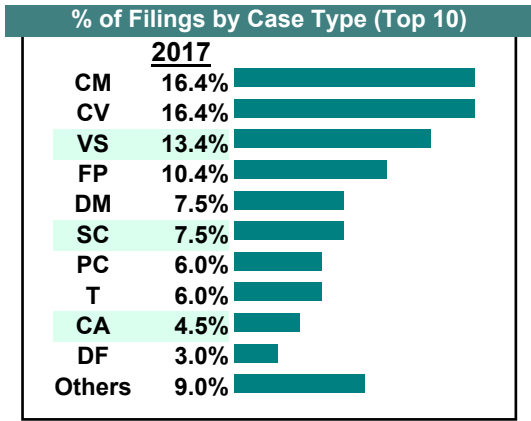
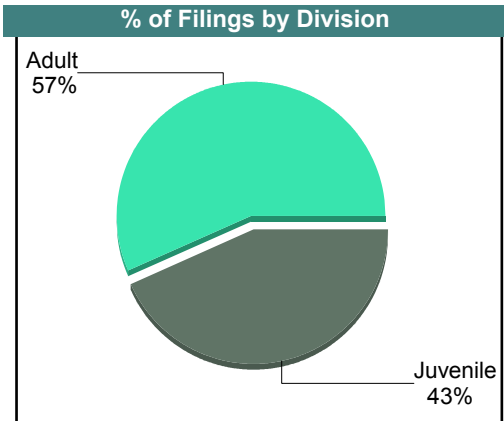
**Buckingham**

District: 10

January 2017

		<u>Filings</u>	<u>Hearings</u>	<u>Transactions</u>	<u>Concluded</u>	<u>Cont</u>
<b>Adult</b>						
Capias	CA	3	6	6	0	6
Felony	CF	1	4	4	1	3
Misdemeanor	CM	11	60	60	12	48
Family Abuse - Prot Order	FP	7	7	7	2	4
Protective Order	PC	4	8	8	0	8
Show Cause	SC	3	21	21	4	17
Civil Support	VS	9	21	21	8	13
<b>Adult Total</b>		<b>38</b>	<b>127</b>	<b>127</b>	<b>27</b>	<b>99</b>
<b>Juvenile</b>						
Abuse or Neglect	AN	1	5	5	0	5
Child in Need of Services	CS	1	6	6	2	4
Custody Visitation	CV	11	78	78	20	58
Felony	DF	2	16	16	1	15
Misdemeanor	DM	5	43	43	10	33
Entrustment	ET	2	2	2	2	-
Initial Foster Care	IF	1	1	1	1	-
Show Cause	SC	2	9	9	3	6
Status	ST	0	1	1	1	-
Traffic	T	4	4	5	1	4
Truancy	TR	0	2	2	1	1
<b>Juvenile Total</b>		<b>29</b>	<b>167</b>	<b>168</b>	<b>42</b>	<b>126</b>
<b>Buckingham Totals</b>		<b>67</b>	<b>294</b>	<b>295</b>	<b>69</b>	<b>225</b>

Calendared Filings					
	M	T	W	R	F
Week 1					
Week 2					
Week 3					
Week 4					
Week 5					



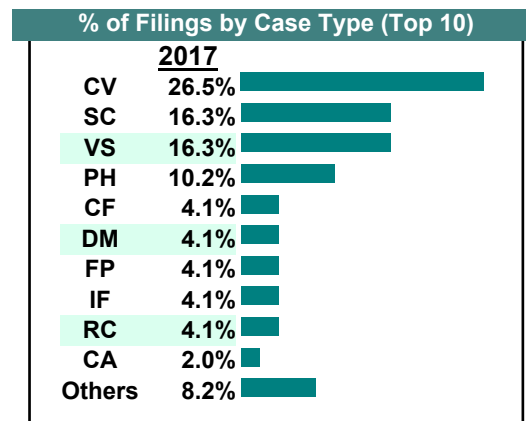
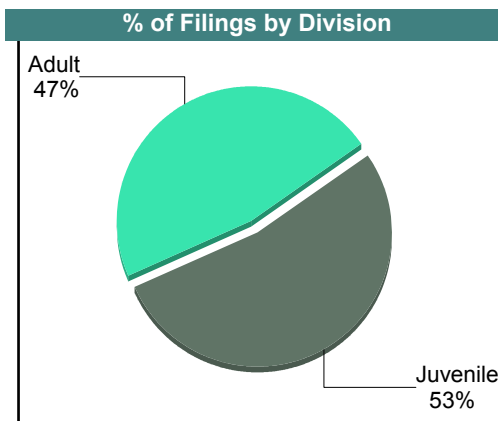
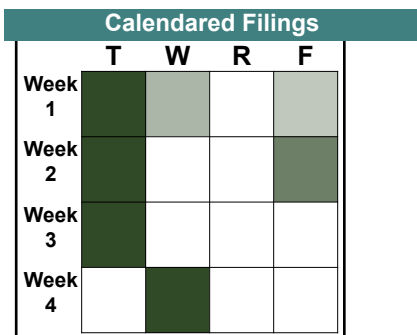
# CASELOAD STATISTICS OF THE JUVENILE & DOMESTIC RELATIONS COURTS

December 2017

Charlotte

District: 10

		<u>Filings</u>	<u>Hearings</u>	<u>Transactions</u>	<u>Concluded</u>	<u>Cont</u>
<b>Adult</b>						
Non-Family Abuse Prot Order	AP	0	1	1	1	-
Capias	CA	1	1	1	1	-
Felony	CF	2	3	3	2	1
Misdemeanor	CM	1	8	8	4	4
Family Abuse - Prot Order	FP	2	5	5	3	2
Remand Support	RS	1	1	1	1	-
Show Cause	SC	8	35	35	15	20
Civil Support	VS	8	16	16	6	10
<b>Adult Total</b>		<b>23</b>	<b>70</b>	<b>70</b>	<b>33</b>	<b>37</b>
<b>Juvenile</b>						
Abuse or Neglect	AN	0	2	2	0	2
Custody Visitation	CV	13	33	33	20	12
Felony	DF	0	3	3	0	3
Misdemeanor	DM	2	6	6	1	5
Initial Foster Care	IF	2	2	2	0	2
Permanency	PH	5	5	5	5	-
Remand Custody	RC	2	2	2	0	2
Status	ST	1	2	2	1	1
Traffic	T	1	1	1	0	-
Truancy	TR	0	1	1	0	1
<b>Juvenile Total</b>		<b>26</b>	<b>57</b>	<b>57</b>	<b>27</b>	<b>28</b>
<b>Charlotte Totals</b>		<b>49</b>	<b>127</b>	<b>127</b>	<b>60</b>	<b>65</b>





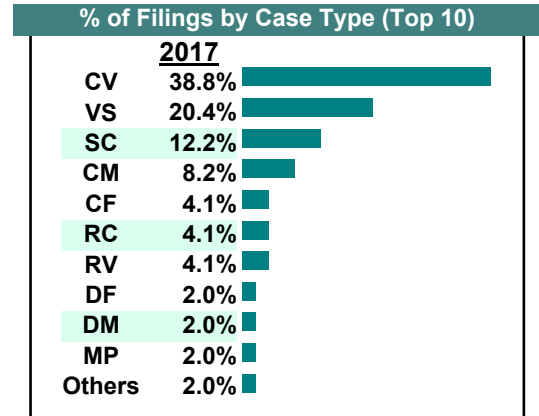
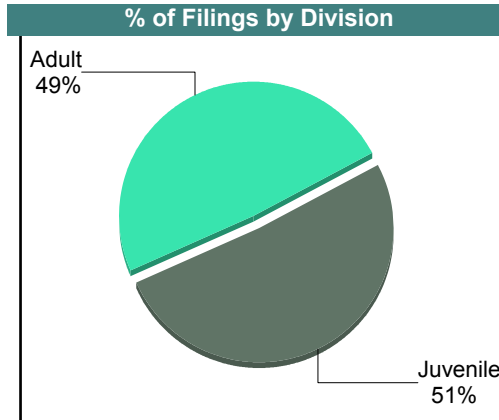
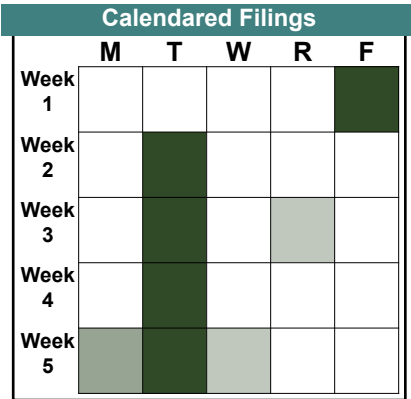
**CASELOAD STATISTICS OF THE JUVENILE & DOMESTIC RELATIONS COURTS**

November 2017

**Charlotte**

District: 10

		<u>Filings</u>	<u>Hearings</u>	<u>Transactions</u>	<u>Concluded</u>	<u>Cont</u>
<b>Adult</b>						
Non-Family Abuse Prot Order	AP	0	1	1	0	1
Felony	CF	2	2	2	1	1
Misdemeanor	CM	4	17	17	4	13
Family Abuse - Prot Order	FP	0	2	2	1	1
Motion - Prot Order	MP	1	1	1	1	-
Remand Support	RS	1	1	1	1	-
Show Cause	SC	6	18	18	6	12
Civil Support	VS	10	17	17	8	8
<b>Adult Total</b>		<b>24</b>	<b>59</b>	<b>59</b>	<b>22</b>	<b>36</b>
<b>Juvenile</b>						
Custody Visitation	CV	19	36	36	14	19
Felony	DF	1	1	1	0	1
Misdemeanor	DM	1	4	4	1	3
Remand Custody	RC	2	2	2	2	-
Remand Visitation	RV	2	2	2	2	-
Truancy	TR	0	2	2	0	2
<b>Juvenile Total</b>		<b>25</b>	<b>47</b>	<b>47</b>	<b>19</b>	<b>25</b>
<b>Charlotte Totals</b>		<b>49</b>	<b>106</b>	<b>106</b>	<b>41</b>	<b>61</b>



# CASELOAD STATISTICS OF THE JUVENILE & DOMESTIC RELATIONS COURTS

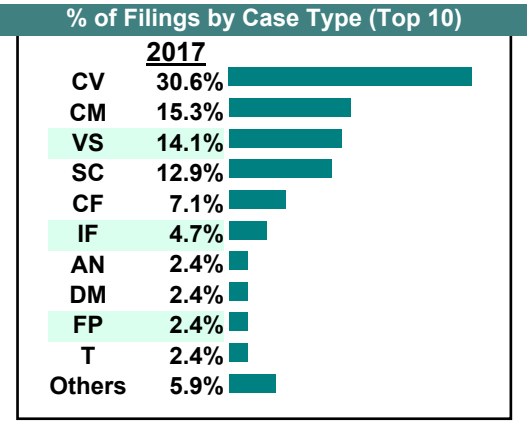
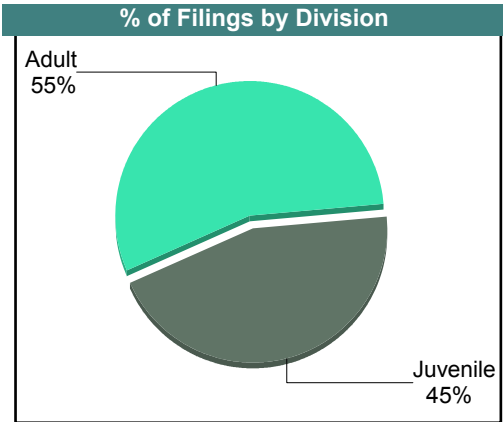
October 2017

Charlotte

District: 10

		<u>Filings</u>	<u>Hearings</u>	<u>Transactions</u>	<u>Concluded</u>	<u>Cont</u>
<b>Adult</b>						
Non-Family Abuse Prot Order	AP	1	2	2	0	2
Bond Forfeiture	BF	1	1	1	0	1
Capias	CA	0	1	1	1	-
Felony	CF	6	9	9	9	-
Misdemeanor	CM	13	17	17	8	9
Family Abuse - Prot Order	FP	2	9	9	4	5
Other	OT	1	1	1	1	-
Show Cause	SC	11	33	33	10	23
Civil Support	VS	12	19	19	9	10
<b>Adult Total</b>		<b>47</b>	<b>92</b>	<b>92</b>	<b>42</b>	<b>50</b>
<b>Juvenile</b>						
Abuse or Neglect	AN	2	10	10	5	5
Custody Visitation	CV	26	55	55	28	27
Felony	DF	0	1	1	0	1
Misdemeanor	DM	2	6	6	3	3
Initial Foster Care	IF	4	4	4	4	-
Traffic	T	2	2	2	1	1
Truancy	TR	1	1	1	0	1
Voluntary Continuing Services Agreement	VA	1	1	1	1	-
<b>Juvenile Total</b>		<b>38</b>	<b>80</b>	<b>80</b>	<b>42</b>	<b>38</b>
<b>Charlotte Totals</b>		<b>85</b>	<b>172</b>	<b>172</b>	<b>84</b>	<b>88</b>

Calendared Filings				
	T	W	R	F
Week 1	█		█	
Week 2	█			
Week 3	█	█		
Week 4	█	█	█	█
Week 5	█			



**CASELOAD STATISTICS OF THE JUVENILE & DOMESTIC RELATIONS COURTS**

September 2017

**Charlotte**

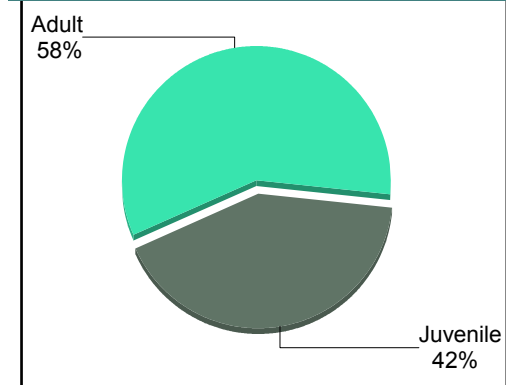
District: 10

		<u>Filings</u>	<u>Hearings</u>	<u>Transactions</u>	<u>Concluded</u>	<u>Cont</u>
<b><u>Adult</u></b>						
Capias	CA	1	2	2	1	1
Felony	CF	1	7	7	4	3
Misdemeanor	CM	12	36	36	23	13
Family Abuse - Prot Order	FP	5	6	6	2	4
Remand Support	RS	1	1	1	1	-
Show Cause	SC	15	34	34	8	26
Civil Support	VS	4	11	11	5	6
<b>Adult Total</b>		<b>39</b>	<b>97</b>	<b>97</b>	<b>44</b>	<b>53</b>
<b><u>Juvenile</u></b>						
Abuse or Neglect	AN	4	14	14	0	14
Custody Visitation	CV	11	35	35	22	13
Felony	DF	5	18	18	4	14
Misdemeanor	DM	3	5	5	2	3
Foster Care Review	FC	1	1	1	1	-
Permanency	PH	1	1	1	1	-
Remand Custody	RC	1	1	1	1	-
Status	ST	0	3	3	3	-
Traffic	T	1	3	3	3	-
Truancy	TR	1	3	3	2	1
<b>Juvenile Total</b>		<b>28</b>	<b>84</b>	<b>84</b>	<b>39</b>	<b>45</b>
<b>Charlotte Totals</b>		<b>67</b>	<b>181</b>	<b>181</b>	<b>83</b>	<b>98</b>

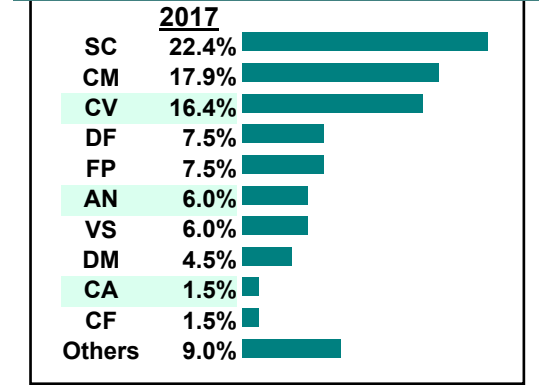
**Calendared Filings**

	<b>T</b>	<b>F</b>
Week 1		
Week 2		
Week 3		
Week 4		
Week 5		

**% of Filings by Division**



**% of Filings by Case Type (Top 10)**



**CASELOAD STATISTICS OF THE JUVENILE & DOMESTIC RELATIONS COURTS**

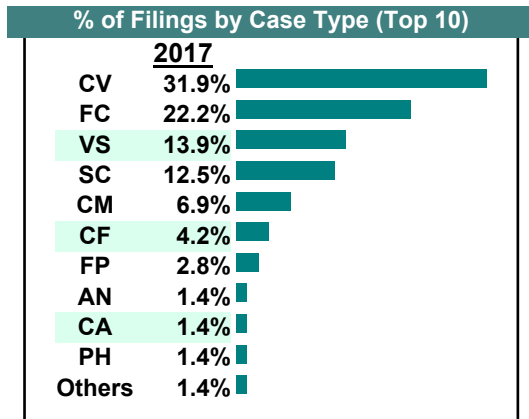
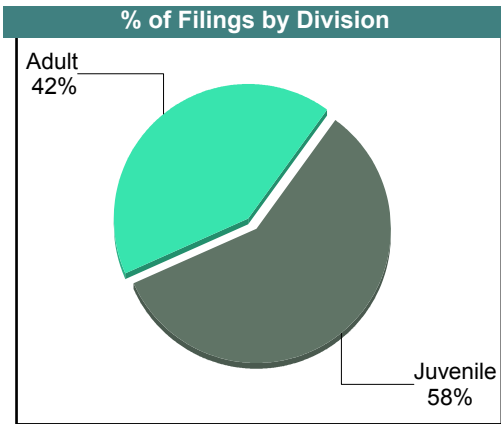
**Charlotte**

District: 10

**August 2017**

		<u>Filings</u>	<u>Hearings</u>	<u>Transactions</u>	<u>Concluded</u>	<u>Cont</u>
<b>Adult</b>						
Capias	CA	1	4	4	2	2
Felony	CF	3	10	10	2	8
Misdemeanor	CM	5	12	12	3	9
Family Abuse - Prot Order	FP	2	2	2	1	1
Show Cause	SC	9	28	28	12	16
Civil Support	VS	10	18	18	11	7
<b>Adult Total</b>		<b>30</b>	<b>74</b>	<b>74</b>	<b>31</b>	<b>43</b>
<b>Juvenile</b>						
Abuse or Neglect	AN	1	4	4	0	4
Custody Visitation	CV	23	44	44	18	26
Felony	DF	0	1	1	0	1
Misdemeanor	DM	0	10	10	4	6
Foster Care Review	FC	16	16	16	16	-
Permanency	PH	1	1	1	1	-
Traffic	T	1	7	7	4	3
Term Parental Rights	TP	0	2	2	2	-
Truancy	TR	0	2	2	1	1
<b>Juvenile Total</b>		<b>42</b>	<b>87</b>	<b>87</b>	<b>46</b>	<b>41</b>
<b>Charlotte Totals</b>		<b>72</b>	<b>161</b>	<b>161</b>	<b>77</b>	<b>84</b>

Calendared Filings					
	M	T	W	R	F
Week 1		█			
Week 2		█			
Week 3		█		█	█
Week 4	█	█			█
Week 5		█	█		



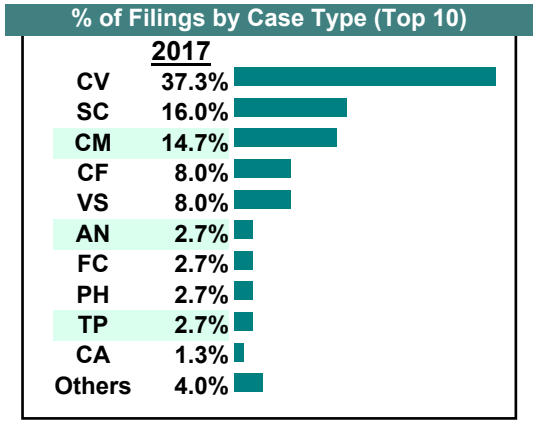
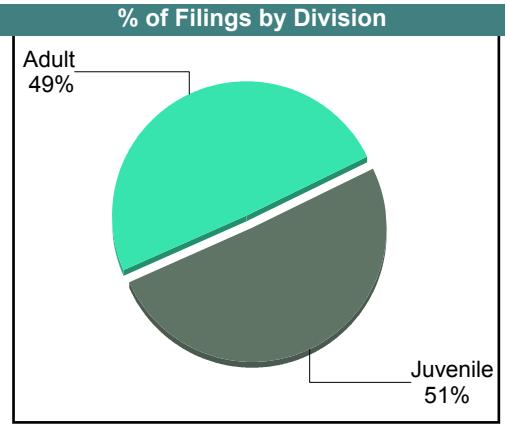
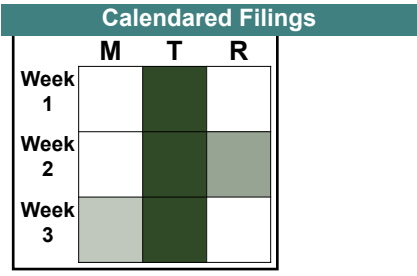
**CASELOAD STATISTICS OF THE JUVENILE & DOMESTIC RELATIONS COURTS**

July 2017

**Charlotte**

District: 10

		<u>Filings</u>	<u>Hearings</u>	<u>Transactions</u>	<u>Concluded</u>	<u>Cont</u>
<b><u>Adult</u></b>						
Capias	CA	1	2	2	2	-
Felony	CF	6	7	7	4	3
Misdemeanor	CM	11	33	33	13	20
Family Abuse - Prot Order	FP	0	3	3	3	-
Show Cause	SC	12	22	22	10	12
SL/Other	SL	1	1	1	1	-
Civil Support	VS	6	12	12	5	7
<b>Adult Total</b>		<b>37</b>	<b>80</b>	<b>80</b>	<b>38</b>	<b>42</b>
<b><u>Juvenile</u></b>						
Abuse or Neglect	AN	2	6	6	2	4
Custody Visitation	CV	28	39	39	18	21
Foster Care Review	FC	2	2	2	2	-
Permanency	PH	2	2	2	2	-
Remand Custody	RC	1	1	1	1	-
Traffic	T	1	1	1	0	1
Term Parental Rights	TP	2	2	2	0	2
Truancy	TR	0	1	1	0	1
<b>Juvenile Total</b>		<b>38</b>	<b>54</b>	<b>54</b>	<b>25</b>	<b>29</b>
<b>Charlotte Totals</b>		<b>75</b>	<b>134</b>	<b>134</b>	<b>63</b>	<b>71</b>



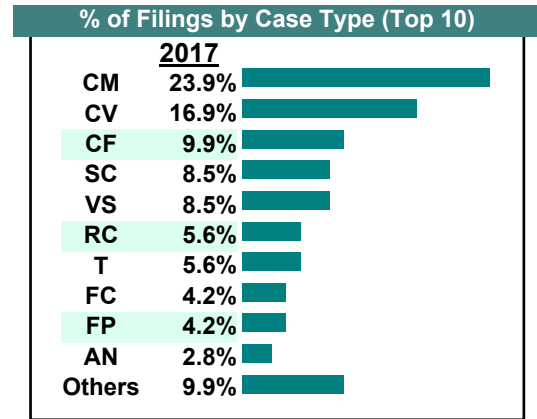
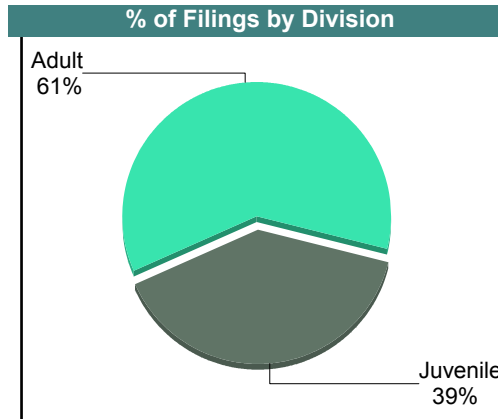
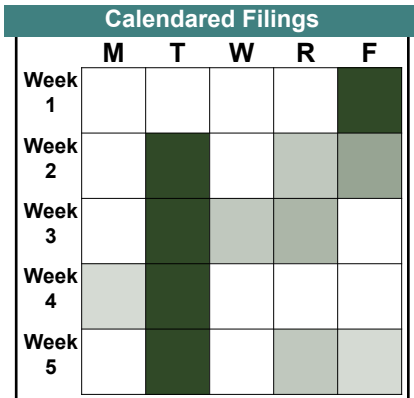
# CASELOAD STATISTICS OF THE JUVENILE & DOMESTIC RELATIONS COURTS

June 2017

Charlotte

District: 10

		<u>Filings</u>	<u>Hearings</u>	<u>Transactions</u>	<u>Concluded</u>	<u>Cont</u>
<b>Adult</b>						
Non-Family Abuse Prot Order	AP	0	1	1	1	-
Capias	CA	2	3	3	2	1
Felony	CF	7	12	12	9	3
Misdemeanor	CM	17	32	32	11	21
Family Abuse - Prot Order	FP	3	7	7	1	6
Motion - Prot Order	MP	2	2	2	2	-
Show Cause	SC	6	25	25	4	21
Civil Support	VS	6	10	10	4	6
<b>Adult Total</b>		<b>43</b>	<b>92</b>	<b>92</b>	<b>34</b>	<b>58</b>
<b>Juvenile</b>						
Abuse or Neglect	AN	2	4	4	0	4
Non-Family Abuse Prot Order	AP	0	2	2	2	-
Child in Need of Services	CS	0	2	2	1	1
Custody Visitation	CV	12	21	21	7	14
Felony	DF	1	13	13	1	12
Misdemeanor	DM	1	7	7	3	4
Entrustment	ET	1	1	1	1	-
Foster Care Review	FC	3	3	3	3	-
Remand Custody	RC	4	4	4	4	-
Status	ST	0	6	6	3	3
Traffic	T	4	15	15	12	3
Truancy	TR	0	1	1	0	1
<b>Juvenile Total</b>		<b>28</b>	<b>79</b>	<b>79</b>	<b>37</b>	<b>42</b>
<b>Charlotte Totals</b>		<b>71</b>	<b>171</b>	<b>171</b>	<b>71</b>	<b>100</b>



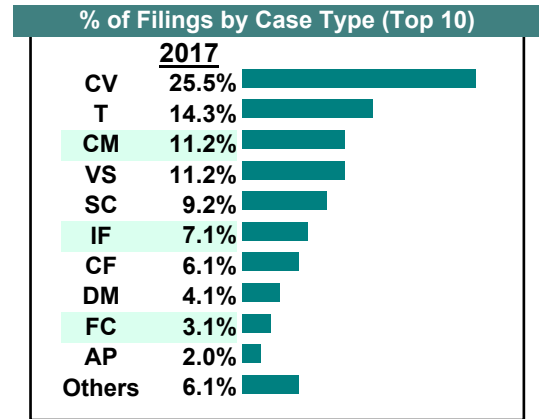
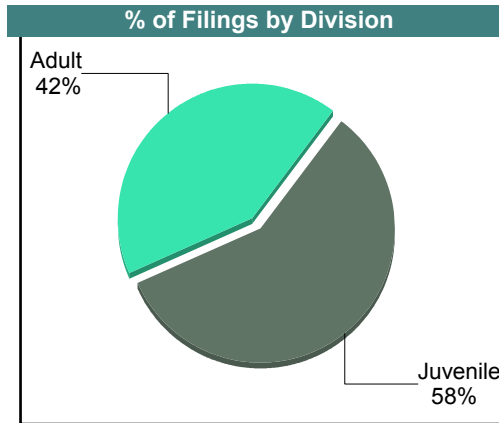
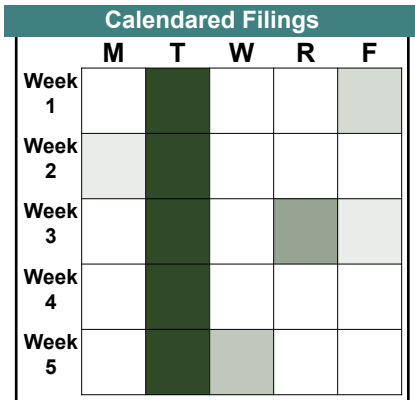
**CASELOAD STATISTICS OF THE JUVENILE & DOMESTIC RELATIONS COURTS**

May 2017

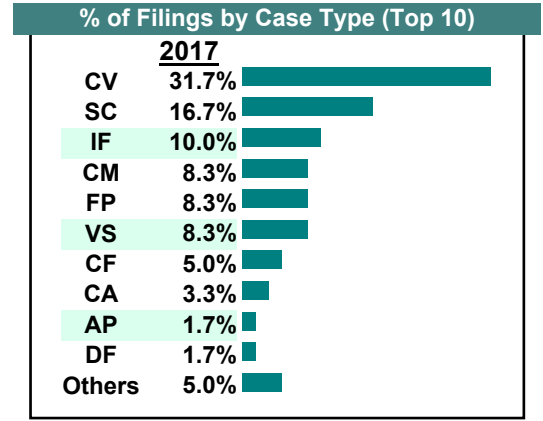
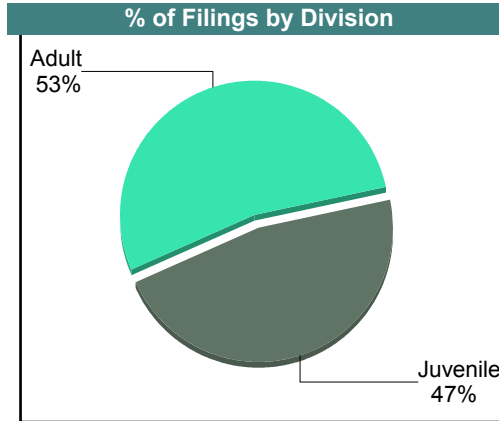
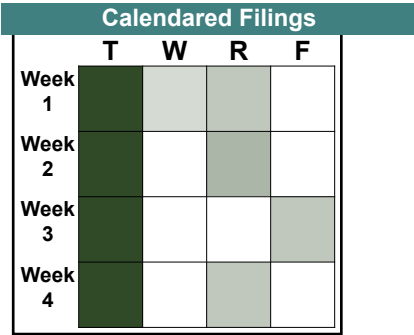
**Charlotte**

District: 10

		<u>Filings</u>	<u>Hearings</u>	<u>Transactions</u>	<u>Concluded</u>	<u>Cont</u>
<b>Adult</b>						
Capias	CA	1	6	6	4	2
Felony	CF	6	10	10	5	5
Misdemeanor	CM	11	34	34	14	20
Family Abuse - Prot Order	FP	2	6	6	3	3
Motion - Prot Order	MP	1	1	1	1	-
Other	OT	0	1	1	1	-
Show Cause	SC	9	25	25	11	14
Civil Support	VS	11	15	15	9	6
<b>Adult Total</b>		<b>41</b>	<b>98</b>	<b>98</b>	<b>48</b>	<b>50</b>
<b>Juvenile</b>						
Abuse or Neglect	AN	0	7	7	7	-
Non-Family Abuse Prot Order	AP	2	5	5	1	4
Child in Need of Services	CS	0	1	1	1	-
Custody Visitation	CV	25	45	45	33	12
Felony	DF	1	10	10	1	9
Misdemeanor	DM	4	7	7	2	5
Foster Care Review	FC	3	3	3	3	-
Initial Foster Care	IF	7	7	7	7	-
Remand Visitation	RV	1	1	1	1	-
Traffic	T	14	14	14	5	9
Truancy	TR	0	1	1	0	1
<b>Juvenile Total</b>		<b>57</b>	<b>101</b>	<b>101</b>	<b>61</b>	<b>40</b>
<b>Charlotte Totals</b>		<b>98</b>	<b>199</b>	<b>199</b>	<b>109</b>	<b>90</b>



		<u>Filings</u>	<u>Hearings</u>	<u>Transactions</u>	<u>Concluded</u>	<u>Cont</u>
<b>Adult</b>						
Non-Family Abuse Prot Order	AP	1	2	2	0	2
Capias	CA	2	10	10	3	7
Felony	CF	3	9	9	2	7
Misdemeanor	CM	5	27	27	5	22
Family Abuse - Prot Order	FP	5	8	8	4	4
Other	OT	1	1	1	0	1
Show Cause	SC	10	27	27	7	20
SL/Other	SL	0	1	1	1	-
Civil Support	VS	5	7	7	5	2
<b>Adult Total</b>		<b>32</b>	<b>92</b>	<b>92</b>	<b>27</b>	<b>65</b>
<b>Juvenile</b>						
Abuse or Neglect	AN	0	13	13	6	7
Non-Family Abuse Prot Order	AP	0	2	2	0	2
Child in Need of Services	CS	0	1	1	0	1
Custody Visitation	CV	19	24	24	9	15
Felony	DF	1	9	9	2	7
Misdemeanor	DM	1	10	10	4	6
Initial Foster Care	IF	6	6	6	6	-
Permanency	PH	1	1	1	1	-
Traffic	T	0	2	2	1	1
Truancy	TR	0	1	1	0	1
<b>Juvenile Total</b>		<b>28</b>	<b>69</b>	<b>69</b>	<b>29</b>	<b>40</b>
<b>Charlotte Totals</b>		<b>60</b>	<b>161</b>	<b>161</b>	<b>56</b>	<b>105</b>





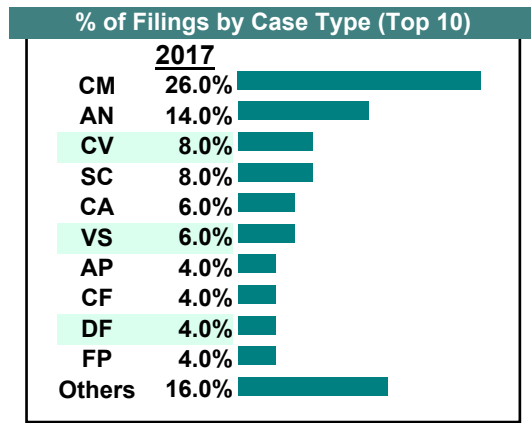
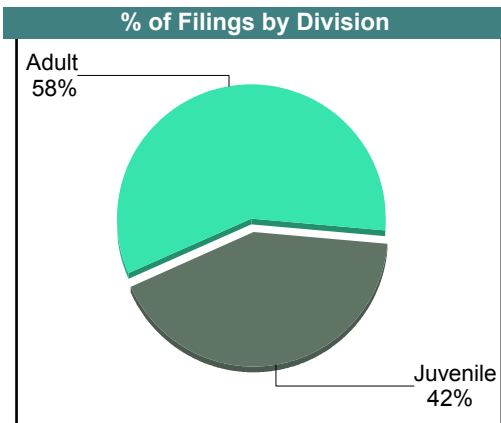
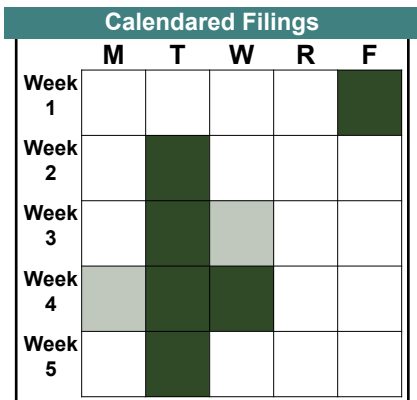
**CASELOAD STATISTICS OF THE JUVENILE & DOMESTIC RELATIONS COURTS**

**Charlotte**

District: 10

March 2017

		<u>Filings</u>	<u>Hearings</u>	<u>Transactions</u>	<u>Concluded</u>	<u>Cont</u>
<b>Adult</b>						
Capias	CA	3	7	7	3	4
Felony	CF	2	11	11	8	3
Misdemeanor	CM	13	32	32	16	16
Family Abuse - Prot Order	FP	2	4	4	2	2
Remand Support	RS	2	2	2	2	-
Show Cause	SC	4	22	22	2	20
Civil Support	VS	3	6	6	3	3
<b>Adult Total</b>		<b>29</b>	<b>84</b>	<b>84</b>	<b>36</b>	<b>48</b>
<b>Juvenile</b>						
Abuse or Neglect	AN	7	16	16	1	15
Non-Family Abuse Prot Order	AP	2	2	2	1	1
Child in Need of Services	CS	0	1	1	0	1
Custody Visitation	CV	4	17	17	9	8
Felony	DF	2	8	8	1	7
Misdemeanor	DM	1	13	13	2	11
Foster Care Review	FC	1	1	1	1	-
Permanency	PH	1	2	2	2	-
Remand Custody	RC	2	2	2	2	-
Status	ST	0	6	6	0	6
Traffic	T	1	1	1	1	-
Truancy	TR	0	3	3	0	3
<b>Juvenile Total</b>		<b>21</b>	<b>72</b>	<b>72</b>	<b>20</b>	<b>52</b>
<b>Charlotte Totals</b>		<b>50</b>	<b>156</b>	<b>156</b>	<b>56</b>	<b>100</b>



**CASELOAD STATISTICS OF THE JUVENILE & DOMESTIC RELATIONS COURTS**


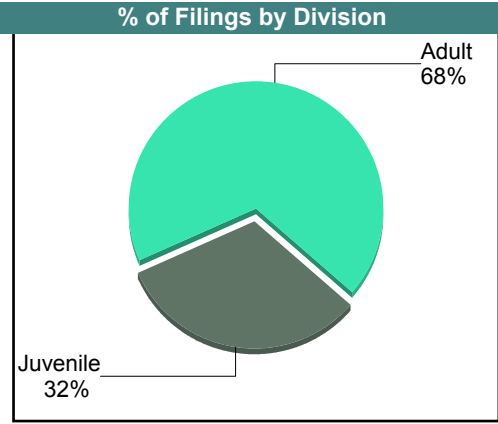
February 2017

**Charlotte**

District: 10

		<u>Filings</u>	<u>Hearings</u>	<u>Transactions</u>	<u>Concluded</u>	<u>Cont</u>
<b>Adult</b>						
Capias	CA	2	7	7	3	4
Felony	CF	13	27	27	15	12
Misdemeanor	CM	14	23	23	7	16
Family Abuse - Prot Order	FP	1	1	1	0	1
Show Cause	SC	14	23	23	6	17
SL/Other	SL	1	1	1	0	1
Civil Support	VS	6	10	10	8	2
<b>Adult Total</b>		<b>51</b>	<b>92</b>	<b>92</b>	<b>39</b>	<b>53</b>
<b>Juvenile</b>						
Abuse or Neglect	AN	7	14	14	0	14
Child in Need of Services	CS	0	2	2	0	2
Custody Visitation	CV	12	31	31	19	12
Felony	DF	1	8	8	1	7
Misdemeanor	DM	2	10	10	1	9
Foster Care Review	FC	1	2	2	2	-
Status	ST	0	6	6	0	6
Traffic	T	1	3	3	1	2
Truancy	TR	0	3	3	0	3
<b>Juvenile Total</b>		<b>24</b>	<b>79</b>	<b>79</b>	<b>24</b>	<b>55</b>
<b>Charlotte Totals</b>		<b>75</b>	<b>171</b>	<b>171</b>	<b>63</b>	<b>108</b>

Calendared Filings				
	M	T	W	R
Week 1				
Week 2				
Week 3				
Week 4				
Week 5				



# CASELOAD STATISTICS OF THE JUVENILE & DOMESTIC RELATIONS COURTS

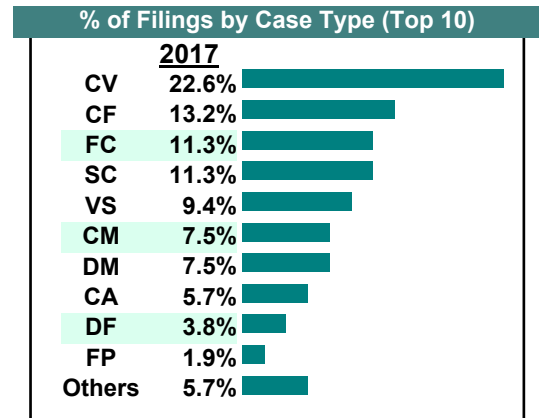
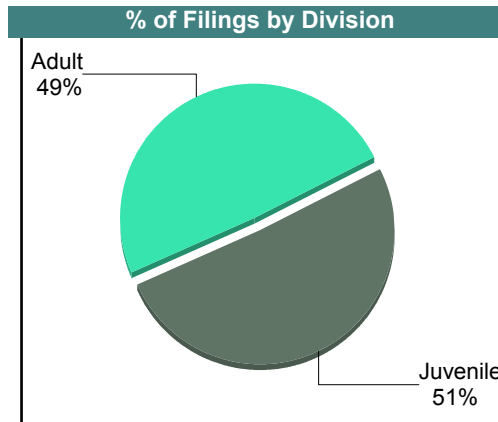
January 2017

Charlotte

District: 10

		<u>Filings</u>	<u>Hearings</u>	<u>Transactions</u>	<u>Concluded</u>	<u>Cont</u>
<b>Adult</b>						
Capias	CA	3	4	4	2	2
Felony	CF	7	10	10	8	2
Misdemeanor	CM	4	17	17	10	7
Family Abuse - Prot Order	FP	1	3	3	1	2
Show Cause	SC	6	25	25	12	13
Civil Support	VS	5	10	10	6	4
<b>Adult Total</b>		<b>26</b>	<b>69</b>	<b>69</b>	<b>39</b>	<b>30</b>
<b>Juvenile</b>						
Abuse or Neglect	AN	0	1	1	1	-
Child in Need of Services	CS	0	1	1	0	1
Custody Visitation	CV	12	36	36	9	27
Felony	DF	2	2	2	0	2
Misdemeanor	DM	4	5	5	1	4
Foster Care Review	FC	6	6	6	5	1
Initial Foster Care	IF	1	1	1	1	-
Permanency	PH	0	1	1	0	1
Status	ST	0	4	4	1	3
Traffic	T	1	1	1	0	1
Truancy	TR	1	2	2	0	2
<b>Juvenile Total</b>		<b>27</b>	<b>60</b>	<b>60</b>	<b>18</b>	<b>42</b>
<b>Charlotte Totals</b>		<b>53</b>	<b>129</b>	<b>129</b>	<b>57</b>	<b>72</b>

Calendared Filings					
	M	T	W	R	F
Week 1					
Week 2					
Week 3					
Week 4					
Week 5					



**CASELOAD STATISTICS OF THE JUVENILE & DOMESTIC RELATIONS COURTS**

**Cumberland**

District: 10

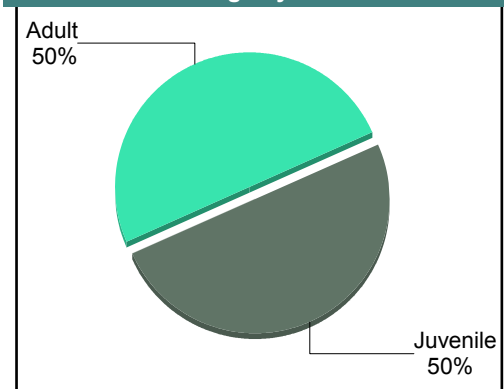
December 2017

		<u>Filings</u>	<u>Hearings</u>	<u>Transactions</u>	<u>Concluded</u>	<u>Cont</u>
<b><u>Adult</u></b>						
Capias	CA	2	3	3	0	3
Misdemeanor	CM	3	22	22	9	13
Family Abuse - Prot Order	FP	2	3	3	1	2
Motion - Prot Order	MP	1	1	1	0	1
Violation of PO	PV	1	1	1	1	-
Show Cause	SC	3	14	14	3	11
Civil Support	VS	4	11	11	2	9
<b>Adult Total</b>		<b>16</b>	<b>55</b>	<b>55</b>	<b>16</b>	<b>39</b>
<b><u>Juvenile</u></b>						
Abuse or Neglect	AN	0	3	3	1	2
Custody Visitation	CV	8	38	38	12	26
Misdemeanor	DM	0	5	5	2	3
Foster Care Review	FC	1	1	1	1	-
Status	ST	3	5	5	0	5
Traffic	T	4	7	7	3	4
Truancy	TR	0	3	3	0	3
<b>Juvenile Total</b>		<b>16</b>	<b>62</b>	<b>62</b>	<b>19</b>	<b>43</b>
<b>Cumberland Totals</b>		<b>32</b>	<b>117</b>	<b>117</b>	<b>35</b>	<b>82</b>

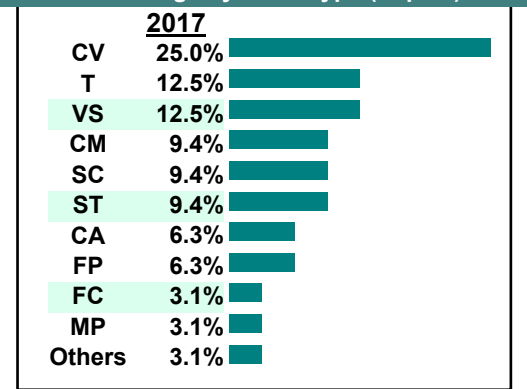
**Calendared Filings**

	<b>M</b>	<b>R</b>	<b>F</b>
Week 1			
Week 2			
Week 3			
Week 4			
Week 5			

**% of Filings by Division**



**% of Filings by Case Type (Top 10)**



**CASELOAD STATISTICS OF THE JUVENILE & DOMESTIC RELATIONS COURTS**

**Cumberland**

District: 10

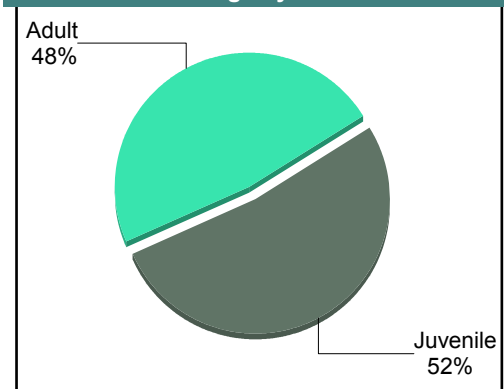
November 2017

		<u>Filings</u>	<u>Hearings</u>	<u>Transactions</u>	<u>Concluded</u>	<u>Cont</u>
<b><u>Adult</u></b>						
Capias	CA	1	5	5	0	5
Felony	CF	3	3	3	0	3
Misdemeanor	CM	8	14	14	4	10
Family Abuse - Prot Order	FP	0	1	1	1	-
Show Cause	SC	5	10	10	1	9
Civil Support	VS	5	7	7	4	3
<b>Adult Total</b>		<b>22</b>	<b>40</b>	<b>40</b>	<b>10</b>	<b>30</b>
<b><u>Juvenile</u></b>						
Abuse or Neglect	AN	1	5	5	0	5
Capias	CA	0	3	3	0	3
Custody Visitation	CV	21	41	41	20	21
Misdemeanor	DM	1	6	6	1	5
Initial Foster Care	IF	0	1	1	0	1
Petition	PT	0	2	2	2	-
Traffic	T	1	4	4	2	2
Truancy	TR	0	1	1	0	1
<b>Juvenile Total</b>		<b>24</b>	<b>63</b>	<b>63</b>	<b>25</b>	<b>38</b>
<b>Cumberland Totals</b>		<b>46</b>	<b>103</b>	<b>103</b>	<b>35</b>	<b>68</b>

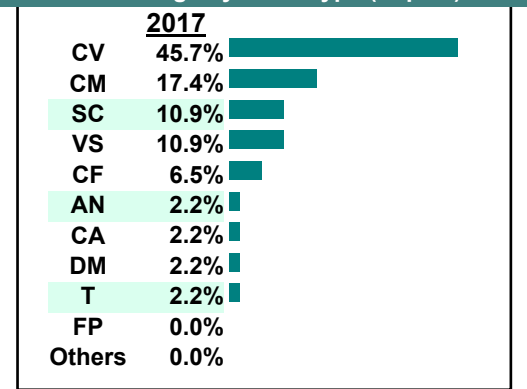
**Calendared Filings**

	<b>M</b>	<b>R</b>	<b>F</b>
Week 1			
Week 2			
Week 3			
Week 4			
Week 5			

**% of Filings by Division**



**% of Filings by Case Type (Top 10)**



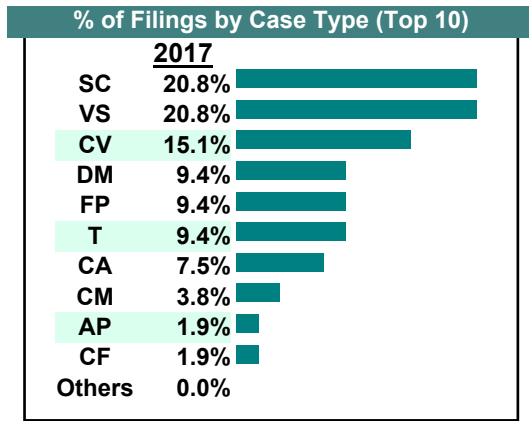
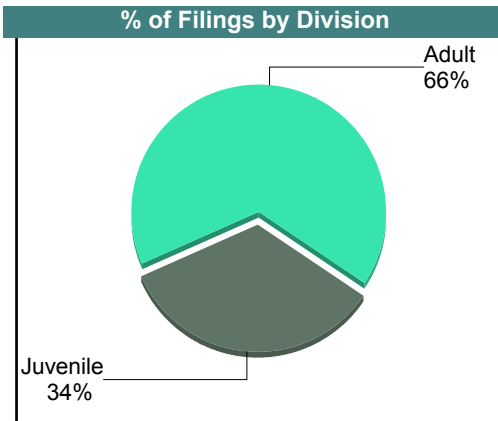

CASELOAD STATISTICS OF THE JUVENILE & DOMESTIC RELATIONS COURTS

Cumberland

District: 10

October 2017

		<u>Filings</u>	<u>Hearings</u>	<u>Transactions</u>	<u>Concluded</u>	<u>Cont</u>
<b>Adult</b>						
Non-Family Abuse Prot Order	AP	1	1	1	1	-
Capias	CA	4	9	9	4	5
Felony	CF	1	4	4	1	3
Misdemeanor	CM	2	15	15	6	9
Family Abuse - Prot Order	FP	5	6	6	5	1
Show Cause	SC	11	34	34	11	23
Civil Support	VS	11	12	12	6	6
<b>Adult Total</b>		<b>35</b>	<b>81</b>	<b>81</b>	<b>34</b>	<b>47</b>
<b>Juvenile</b>						
Custody Relief	CR	0	1	1	0	1
Child in Need of Services	CS	0	1	1	1	-
Custody Visitation	CV	8	28	28	13	15
Felony	DF	0	2	2	2	-
Misdemeanor	DM	5	6	6	1	5
Initial Foster Care	IF	0	1	1	0	1
Permanency	PH	0	2	2	0	2
Traffic	T	5	6	6	1	5
<b>Juvenile Total</b>		<b>18</b>	<b>47</b>	<b>47</b>	<b>18</b>	<b>29</b>
<b>Cumberland Totals</b>		<b>53</b>	<b>128</b>	<b>128</b>	<b>52</b>	<b>76</b>



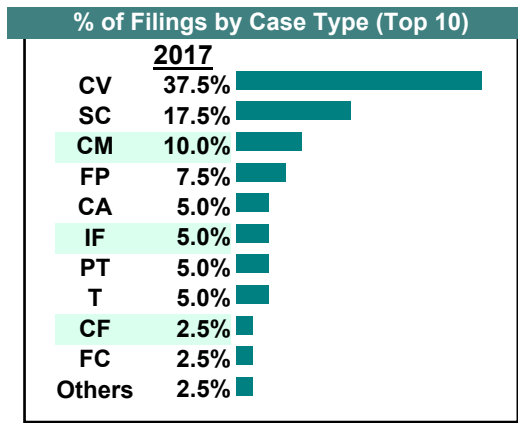
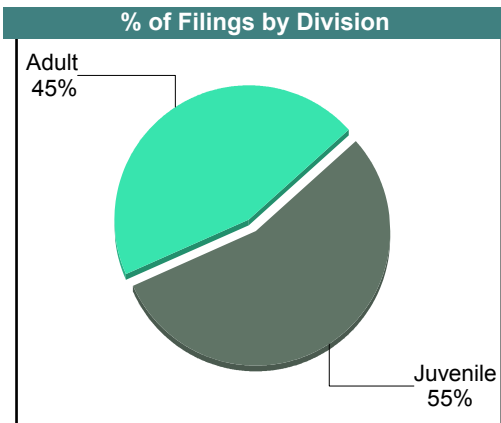

**CASELOAD STATISTICS OF THE JUVENILE & DOMESTIC RELATIONS COURTS**

**Cumberland**

District: 10

September 2017

		<u>Filings</u>	<u>Hearings</u>	<u>Transactions</u>	<u>Concluded</u>	<u>Cont</u>
<b><u>Adult</u></b>						
Capias	CA	2	5	5	2	3
Felony	CF	1	2	2	1	1
Misdemeanor	CM	4	21	21	10	11
Family Abuse - Prot Order	FP	3	4	4	2	2
Show Cause	SC	7	25	25	8	17
Civil Support	VS	1	4	4	4	-
<b>Adult Total</b>		<b>18</b>	<b>61</b>	<b>61</b>	<b>27</b>	<b>34</b>
<b><u>Juvenile</u></b>						
Abuse or Neglect	AN	0	9	9	2	7
Custody Visitation	CV	15	31	31	9	22
Foster Care Review	FC	1	1	1	0	1
Initial Foster Care	IF	2	3	3	1	2
Petition	PT	2	2	2	0	2
Traffic	T	2	5	5	4	1
Truancy	TR	0	11	11	6	4
<b>Juvenile Total</b>		<b>22</b>	<b>62</b>	<b>62</b>	<b>22</b>	<b>39</b>
<b>Cumberland Totals</b>		<b>40</b>	<b>123</b>	<b>123</b>	<b>49</b>	<b>73</b>



**CASELOAD STATISTICS OF THE JUVENILE & DOMESTIC RELATIONS COURTS**

**Cumberland**

District: 10

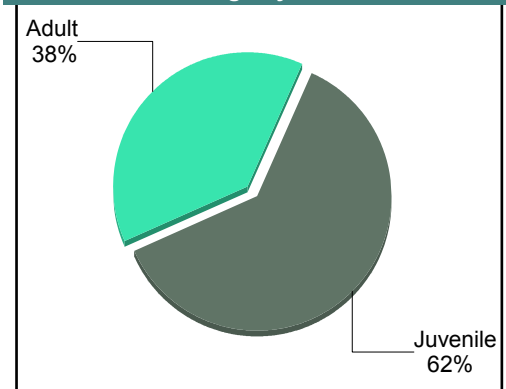
August 2017

		<u>Filings</u>	<u>Hearings</u>	<u>Transactions</u>	<u>Concluded</u>	<u>Cont</u>
<b>Adult</b>						
Capias	CA	3	6	6	0	6
Felony	CF	0	15	15	14	1
Misdemeanor	CM	3	19	19	7	12
Family Abuse - Prot Order	FP	3	4	4	3	1
Show Cause	SC	7	29	29	7	22
Civil Support	VS	7	10	10	5	5
<b>Adult Total</b>		<b>23</b>	<b>83</b>	<b>83</b>	<b>36</b>	<b>47</b>
<b>Juvenile</b>						
Non-Family Abuse Prot Order	AP	0	1	1	1	-
Capias	CA	3	3	3	0	3
Custody Visitation	CV	32	50	50	10	40
Felony	DF	0	2	2	0	2
Misdemeanor	DM	0	3	3	3	-
Traffic	T	2	3	4	2	2
Truancy	TR	0	7	7	2	5
<b>Juvenile Total</b>		<b>37</b>	<b>69</b>	<b>70</b>	<b>18</b>	<b>52</b>
<b>Cumberland Totals</b>		<b>60</b>	<b>152</b>	<b>153</b>	<b>54</b>	<b>99</b>

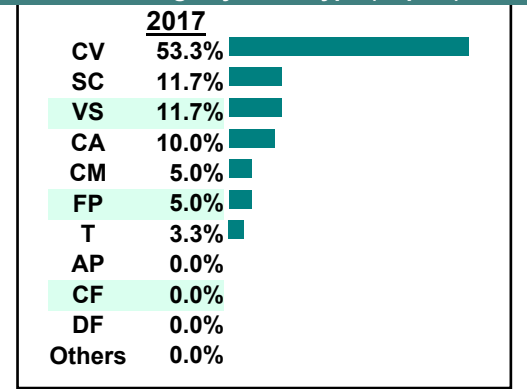
**Calendared Filings**

	<b>M</b>	<b>R</b>	<b>F</b>
Week 1			
Week 2			
Week 3			
Week 4			
Week 5			

**% of Filings by Division**



**% of Filings by Case Type (Top 10)**





**CASELOAD STATISTICS OF THE JUVENILE & DOMESTIC RELATIONS COURTS**

**Cumberland**

District: 10

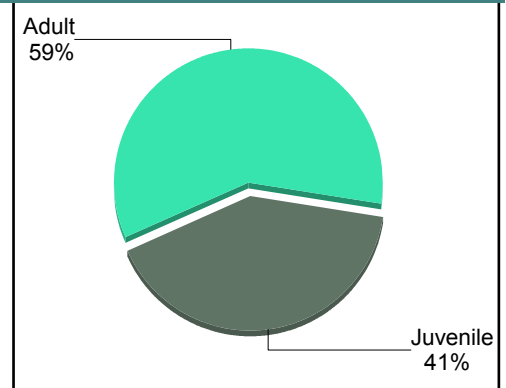
July 2017

		<u>Filings</u>	<u>Hearings</u>	<u>Transactions</u>	<u>Concluded</u>	<u>Cont</u>
<b>Adult</b>						
Non-Family Abuse Prot Order	AP	1	1	1	1	-
Capias	CA	1	3	3	1	2
Felony	CF	1	1	1	0	1
Misdemeanor	CM	15	33	33	9	23
Family Abuse - Prot Order	FP	2	2	2	1	1
Show Cause	SC	4	28	28	13	15
Civil Support	VS	2	9	9	5	4
<b>Adult Total</b>		<b>26</b>	<b>77</b>	<b>77</b>	<b>30</b>	<b>46</b>
<b>Juvenile</b>						
Abuse or Neglect	AN	5	20	20	11	9
Capias	CA	0	4	4	2	2
Custody Relief	CR	0	1	1	0	1
Custody Visitation	CV	10	37	37	26	11
Misdemeanor	DM	0	5	5	3	2
Initial Foster Care	IF	0	1	1	0	1
Permanency	PH	1	2	2	0	2
Traffic	T	2	6	6	4	2
Truancy	TR	0	11	11	2	9
<b>Juvenile Total</b>		<b>18</b>	<b>87</b>	<b>87</b>	<b>48</b>	<b>39</b>
<b>Cumberland Totals</b>		<b>44</b>	<b>164</b>	<b>164</b>	<b>78</b>	<b>85</b>

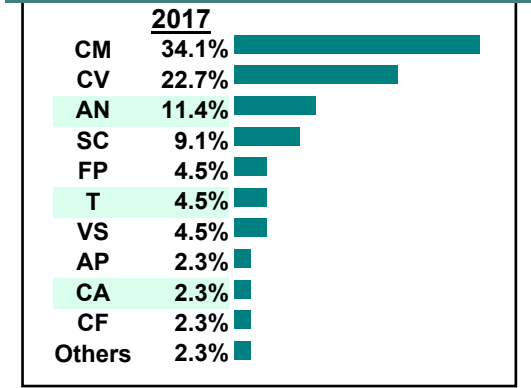
**Calendared Filings**

	<b>R</b>	<b>F</b>
Week 1		
Week 2		
Week 3		
Week 4		

**% of Filings by Division**



**% of Filings by Case Type (Top 10)**



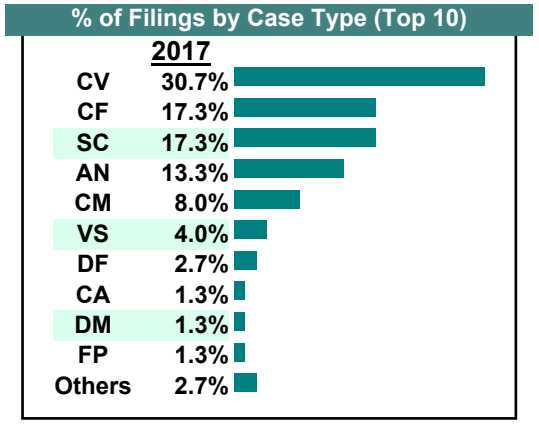
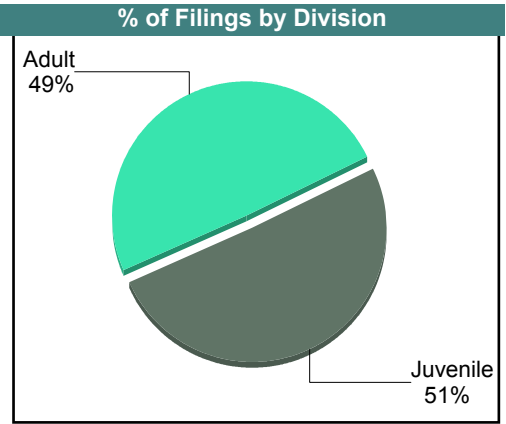

**CASELOAD STATISTICS OF THE JUVENILE & DOMESTIC RELATIONS COURTS**

**Cumberland**

District: 10

June 2017

		<u>Filings</u>	<u>Hearings</u>	<u>Transactions</u>	<u>Concluded</u>	<u>Cont</u>
<b><u>Adult</u></b>						
Capias	CA	1	2	2	0	2
Felony	CF	13	14	14	0	14
Misdemeanor	CM	6	15	15	3	12
Family Abuse - Prot Order	FP	1	1	1	1	-
Show Cause	SC	13	37	37	9	28
Civil Support	VS	3	18	18	9	9
<b>Adult Total</b>		<b>37</b>	<b>87</b>	<b>87</b>	<b>22</b>	<b>65</b>
<b><u>Juvenile</u></b>						
Abuse or Neglect	AN	10	15	15	0	15
Non-Family Abuse Prot Order	AP	0	2	2	0	2
Child in Need of Services	CS	0	2	2	0	2
Custody Visitation	CV	23	53	53	16	37
Felony	DF	2	3	3	1	2
Misdemeanor	DM	1	4	4	2	2
Status	ST	0	1	1	0	1
Traffic	T	1	2	2	1	1
Truancy	TR	1	9	9	0	9
<b>Juvenile Total</b>		<b>38</b>	<b>91</b>	<b>91</b>	<b>20</b>	<b>71</b>
<b>Cumberland Totals</b>		<b>75</b>	<b>178</b>	<b>178</b>	<b>42</b>	<b>136</b>



**CASELOAD STATISTICS OF THE JUVENILE & DOMESTIC RELATIONS COURTS**

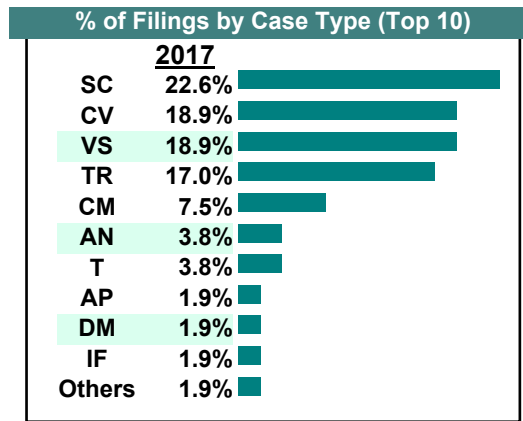
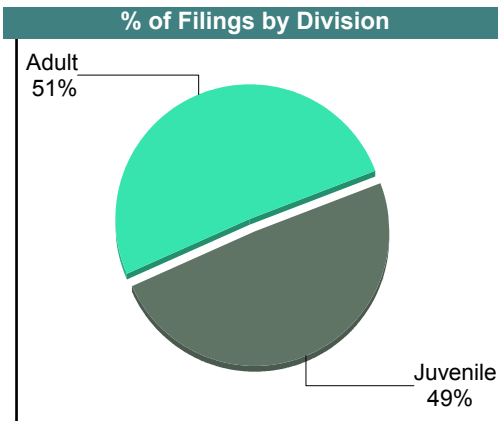
**Cumberland**

District: 10

May 2017

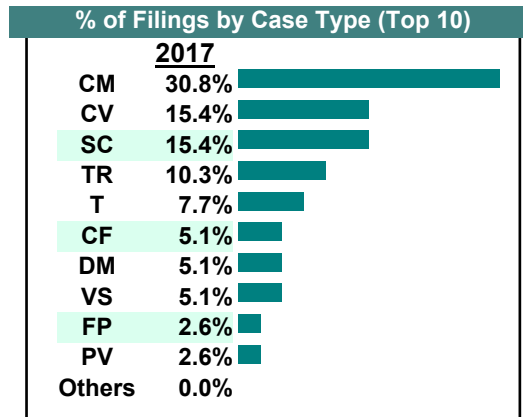
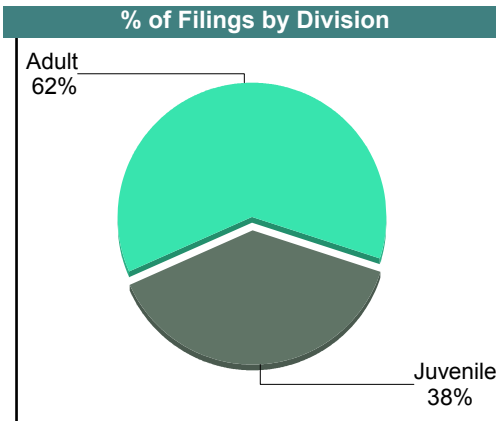
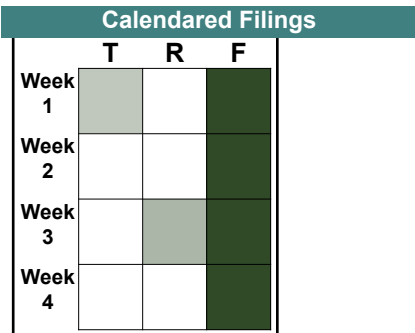
		<u>Filings</u>	<u>Hearings</u>	<u>Transactions</u>	<u>Concluded</u>	<u>Cont</u>
<b><u>Adult</u></b>						
Capias	CA	0	2	2	0	2
Felony	CF	0	1	1	1	-
Misdemeanor	CM	4	27	27	8	19
Family Abuse - Prot Order	FP	0	1	1	1	-
Violation of PO	PV	1	1	1	1	-
Show Cause	SC	12	28	28	3	25
Civil Support	VS	10	19	19	10	9
<b>Adult Total</b>		<b>27</b>	<b>79</b>	<b>79</b>	<b>24</b>	<b>55</b>
<b><u>Juvenile</u></b>						
Abuse or Neglect	AN	2	3	3	0	3
Non-Family Abuse Prot Order	AP	1	1	1	0	1
Custody Visitation	CV	10	36	36	17	19
Misdemeanor	DM	1	13	13	12	1
Initial Foster Care	IF	1	1	1	0	1
Traffic	T	2	7	7	3	4
Truancy	TR	9	14	14	2	12
<b>Juvenile Total</b>		<b>26</b>	<b>75</b>	<b>75</b>	<b>34</b>	<b>41</b>
<b>Cumberland Totals</b>		<b>53</b>	<b>154</b>	<b>154</b>	<b>58</b>	<b>96</b>

Calendared Filings					
	M	T	W	R	F
Week 1					
Week 2					
Week 3					
Week 4					



April 2017

		<u>Filings</u>	<u>Hearings</u>	<u>Transactions</u>	<u>Concluded</u>	<u>Cont</u>
<b>Adult</b>						
Capias	CA	0	4	4	3	1
Felony	CF	2	5	5	2	3
Misdemeanor	CM	12	33	33	13	20
Family Abuse - Prot Order	FP	1	2	2	1	1
Motion - Prot Order	MP	0	1	1	1	-
Violation of PO	PV	1	1	1	1	-
Show Cause	SC	6	24	24	12	12
Civil Support	VS	2	8	8	2	6
<b>Adult Total</b>		<b>24</b>	<b>78</b>	<b>78</b>	<b>35</b>	<b>43</b>
<b>Juvenile</b>						
Abuse or Neglect	AN	0	3	3	0	3
Capias	CA	0	2	2	0	2
Custody Visitation	CV	6	13	13	3	10
Felony	DF	0	1	1	1	-
Misdemeanor	DM	2	3	3	1	2
Traffic	T	3	4	4	1	3
Truancy	TR	4	11	11	3	8
<b>Juvenile Total</b>		<b>15</b>	<b>37</b>	<b>37</b>	<b>9</b>	<b>28</b>
<b>Cumberland Totals</b>		<b>39</b>	<b>115</b>	<b>115</b>	<b>44</b>	<b>71</b>



**CASELOAD STATISTICS OF THE JUVENILE & DOMESTIC RELATIONS COURTS**

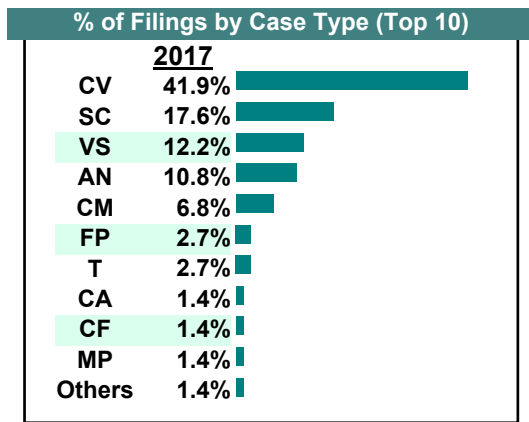
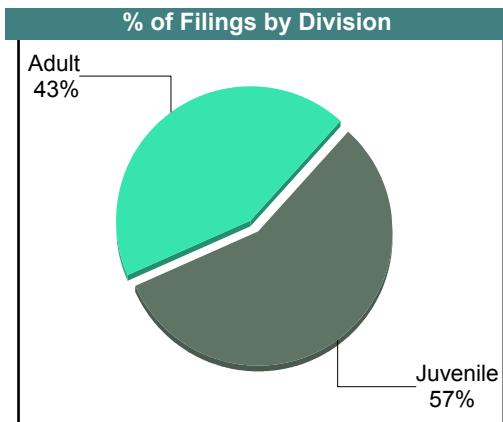
**Cumberland**

District: 10

March 2017

		<u>Filings</u>	<u>Hearings</u>	<u>Transactions</u>	<u>Concluded</u>	<u>Cont</u>
<b>Adult</b>						
Capias	CA	1	6	6	2	4
Felony	CF	1	3	3	1	2
Misdemeanor	CM	5	23	23	5	18
Family Abuse - Prot Order	FP	2	5	5	5	-
Motion - Prot Order	MP	1	1	1	0	1
Show Cause	SC	13	30	30	12	18
Civil Support	VS	9	19	19	10	9
<b>Adult Total</b>		<b>32</b>	<b>87</b>	<b>87</b>	<b>35</b>	<b>52</b>
<b>Juvenile</b>						
Abuse or Neglect	AN	8	18	18	13	5
Custody Relief	CR	0	1	1	0	1
Child in Need of Services	CS	0	1	1	0	1
Custody Visitation	CV	31	61	61	28	33
Misdemeanor	DM	0	2	2	1	1
Initial Foster Care	IF	0	1	1	0	1
Permanency	PH	1	1	1	0	1
Status	ST	0	1	1	1	-
Traffic	T	2	2	3	1	2
Truancy	TR	0	1	1	1	-
<b>Juvenile Total</b>		<b>42</b>	<b>89</b>	<b>90</b>	<b>45</b>	<b>45</b>
<b>Cumberland Totals</b>		<b>74</b>	<b>176</b>	<b>177</b>	<b>80</b>	<b>97</b>

Calendared Filings				
	M	W	R	F
Week 1				
Week 2				
Week 3				
Week 4				
Week 5				



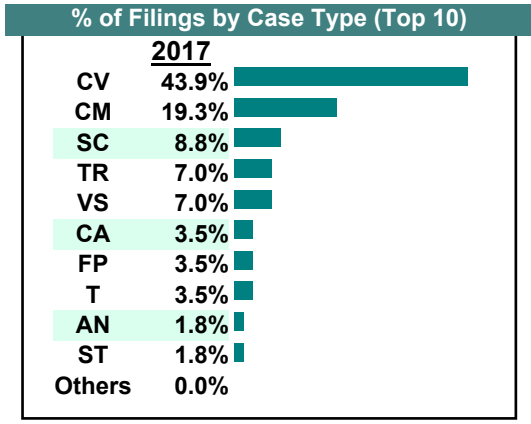
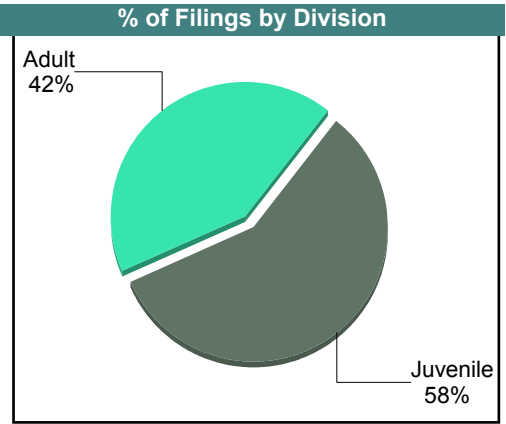

**CASELOAD STATISTICS OF THE JUVENILE & DOMESTIC RELATIONS COURTS**

**Cumberland**

District: 10

February 2017

		<u>Filings</u>	<u>Hearings</u>	<u>Transactions</u>	<u>Concluded</u>	<u>Cont</u>
<b>Adult</b>						
Capias	CA	2	5	5	2	3
Felony	CF	0	5	5	5	-
Misdemeanor	CM	11	25	25	7	18
Family Abuse - Prot Order	FP	2	3	3	1	2
Show Cause	SC	5	26	26	9	17
Civil Support	VS	4	6	6	2	4
<b>Adult Total</b>		<b>24</b>	<b>70</b>	<b>70</b>	<b>26</b>	<b>44</b>
<b>Juvenile</b>						
Abuse or Neglect	AN	1	7	7	3	4
Capias	CA	0	2	2	0	2
Child in Need of Services	CS	0	1	1	0	1
Custody Visitation	CV	25	33	33	6	27
Felony	DF	0	1	1	0	1
Misdemeanor	DM	0	2	2	0	2
Status	ST	1	2	2	1	1
Traffic	T	2	9	9	6	3
Truancy	TR	4	9	9	1	8
<b>Juvenile Total</b>		<b>33</b>	<b>66</b>	<b>66</b>	<b>17</b>	<b>49</b>
<b>Cumberland Totals</b>		<b>57</b>	<b>136</b>	<b>136</b>	<b>43</b>	<b>93</b>



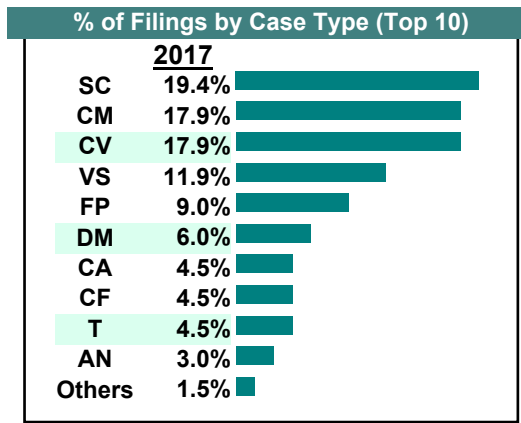
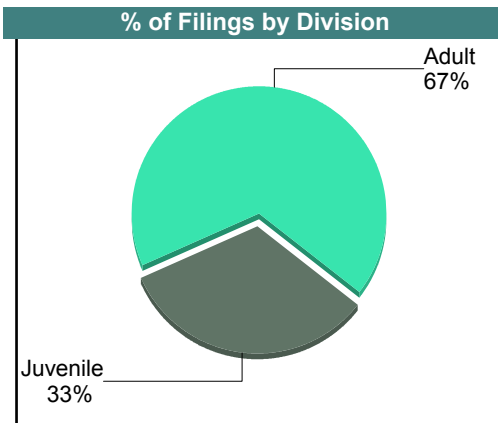
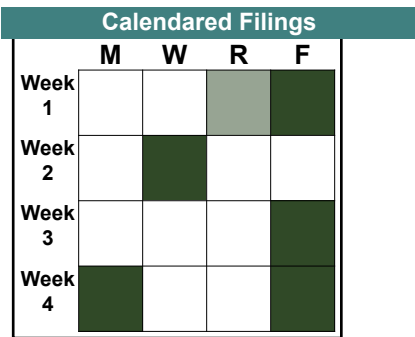
**CASELOAD STATISTICS OF THE JUVENILE & DOMESTIC RELATIONS COURTS**

**Cumberland**

District: 10

January 2017

		<u>Filings</u>	<u>Hearings</u>	<u>Transactions</u>	<u>Concluded</u>	<u>Cont</u>
<b>Adult</b>						
Capias	CA	3	9	9	2	7
Felony	CF	3	12	12	7	5
Misdemeanor	CM	12	23	23	4	19
Family Abuse - Prot Order	FP	6	6	6	4	2
Show Cause	SC	13	32	32	12	20
Civil Support	VS	8	23	23	12	11
<b>Adult Total</b>		<b>45</b>	<b>105</b>	<b>105</b>	<b>41</b>	<b>64</b>
<b>Juvenile</b>						
Abuse or Neglect	AN	2	2	2	0	2
Custody Visitation	CV	12	31	31	23	8
Felony	DF	0	1	1	0	1
Misdemeanor	DM	4	6	6	1	5
Petition	PT	0	2	2	2	-
Traffic	T	3	4	4	1	3
Truancy	TR	1	8	8	2	6
<b>Juvenile Total</b>		<b>22</b>	<b>54</b>	<b>54</b>	<b>29</b>	<b>25</b>
<b>Cumberland Totals</b>		<b>67</b>	<b>159</b>	<b>159</b>	<b>70</b>	<b>89</b>

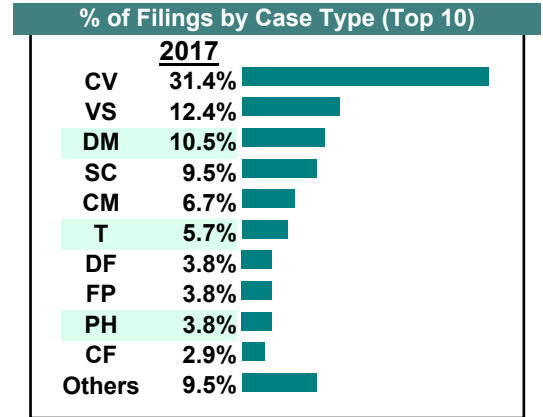
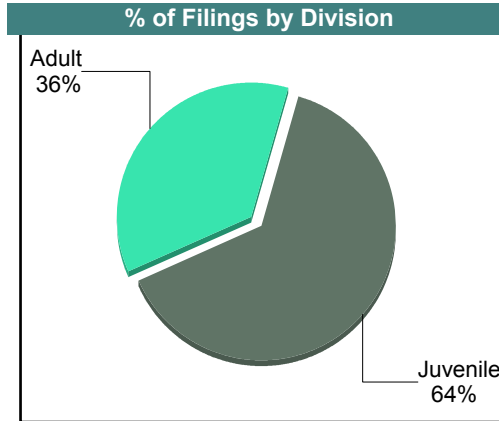



# CASELOAD STATISTICS OF THE JUVENILE & DOMESTIC RELATIONS COURTS

December 2017

**Halifax**  
District: 10

		<u>Filings</u>	<u>Hearings</u>	<u>Transactions</u>	<u>Concluded</u>	<u>Cont</u>
<b><u>Adult</u></b>						
Capias	CA	1	5	5	2	3
Felony	CF	3	6	6	2	4
Misdemeanor	CM	7	38	38	17	21
Family Abuse - Prot Order	FP	2	9	9	5	4
Show Cause	SC	10	36	36	13	23
SL/Other	SL	2	2	2	2	-
Civil Support	VS	13	18	18	14	4
<b>Adult Total</b>		<b>38</b>	<b>114</b>	<b>114</b>	<b>55</b>	<b>59</b>
<b><u>Juvenile</u></b>						
Abuse or Neglect	AN	0	2	2	1	1
Non-Family Abuse Prot Order	AP	2	2	2	0	2
Custody Visitation	CV	33	86	86	41	45
Felony	DF	4	16	16	1	13
Misdemeanor	DM	11	27	27	7	20
Foster Care Review	FC	2	2	2	2	-
Family Abuse - Prot Order	FP	2	2	2	0	2
Permanency	PH	4	4	4	4	-
Petition	PT	1	1	1	0	1
Status	ST	1	7	7	0	7
Traffic	T	6	10	10	4	6
Term Parental Rights	TP	1	1	1	0	1
<b>Juvenile Total</b>		<b>67</b>	<b>160</b>	<b>160</b>	<b>60</b>	<b>98</b>
<b>Halifax Totals</b>		<b>105</b>	<b>274</b>	<b>274</b>	<b>115</b>	<b>157</b>



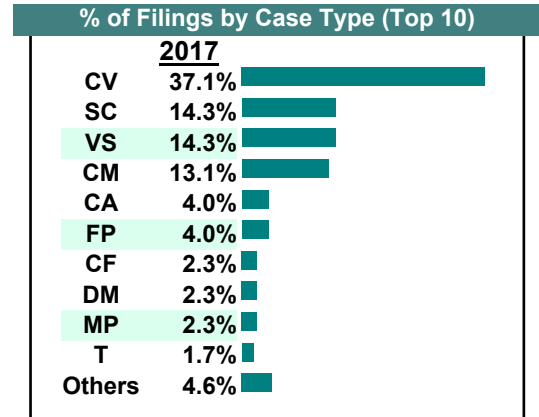
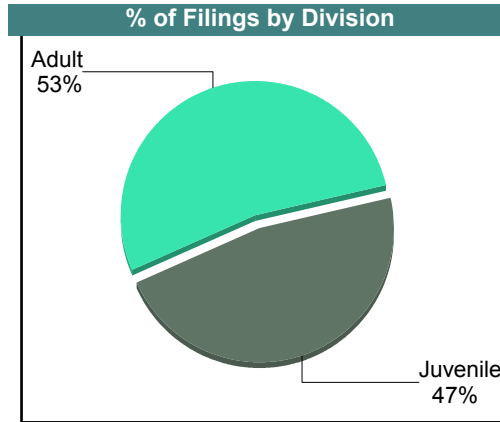
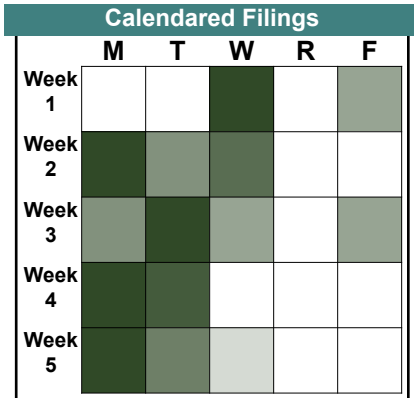


# CASELOAD STATISTICS OF THE JUVENILE & DOMESTIC RELATIONS COURTS

November 2017

**Halifax**  
District: 10

		<u>Filings</u>	<u>Hearings</u>	<u>Transactions</u>	<u>Concluded</u>	<u>Cont</u>
<b><u>Adult</u></b>						
Capias	CA	7	17	17	7	10
Felony	CF	4	9	9	3	6
Misdemeanor	CM	23	78	78	25	53
Family Abuse - Prot Order	FP	7	17	17	3	14
Motion - Prot Order	MP	2	2	2	2	-
Show Cause	SC	24	136	136	48	87
SL/Other	SL	1	1	1	0	1
Civil Support	VS	25	45	45	24	21
<b>Adult Total</b>		<b>93</b>	<b>305</b>	<b>305</b>	<b>112</b>	<b>192</b>
<b><u>Juvenile</u></b>						
Abuse or Neglect	AN	1	2	2	1	1
Non-Family Abuse Prot Order	AP	0	4	4	2	2
Custody Visitation	CV	65	95	95	37	58
Felony	DF	0	19	19	4	15
Misdemeanor	DM	4	36	36	11	25
Foster Care Review	FC	1	1	1	0	1
Motion - Prot Order	MP	2	2	2	2	-
Permanency	PH	2	2	2	2	-
Petition	PT	1	3	3	2	1
Show Cause	SC	1	2	2	1	1
Status	ST	2	4	4	0	4
Traffic	T	3	6	6	4	2
Term Parental Rights	TP	0	1	1	1	-
<b>Juvenile Total</b>		<b>82</b>	<b>177</b>	<b>177</b>	<b>67</b>	<b>110</b>
<b>Halifax Totals</b>		<b>175</b>	<b>482</b>	<b>482</b>	<b>179</b>	<b>302</b>

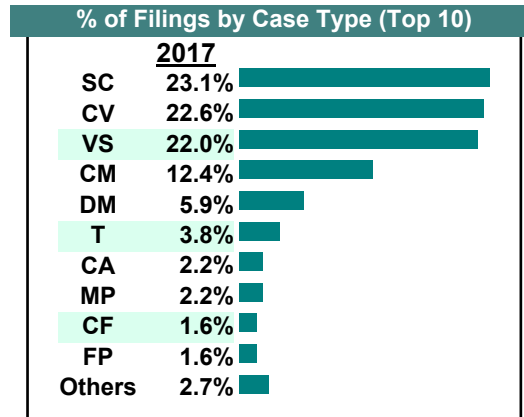
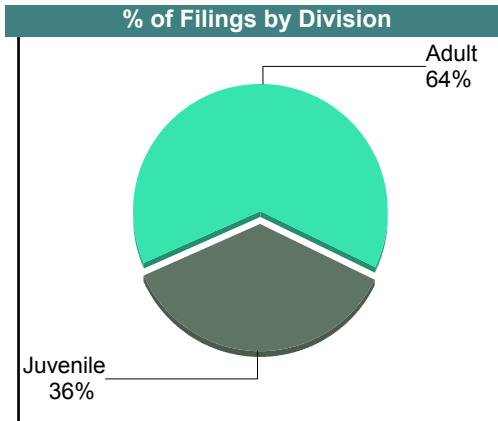



# CASELOAD STATISTICS OF THE JUVENILE & DOMESTIC RELATIONS COURTS

October 2017

**Halifax**  
District: 10

		<u>Filings</u>	<u>Hearings</u>	<u>Transactions</u>	<u>Concluded</u>	<u>Cont</u>
<b><u>Adult</u></b>						
Bond Forfeiture	BF	0	1	1	1	-
Capias	CA	4	20	20	12	8
Felony	CF	3	24	24	10	14
Misdemeanor	CM	23	62	62	21	41
Family Abuse - Prot Order	FP	3	8	8	4	4
Motion - Prot Order	MP	1	1	1	1	-
Show Cause	SC	43	91	91	38	52
SL/Other	SL	1	1	1	1	-
Civil Support	VS	41	61	61	43	18
<b>Adult Total</b>		<b>119</b>	<b>269</b>	<b>269</b>	<b>131</b>	<b>137</b>
<b><u>Juvenile</u></b>						
Abuse or Neglect	AN	0	1	1	0	1
Non-Family Abuse Prot Order	AP	0	2	2	0	2
Custody Visitation	CV	42	71	71	45	25
Felony	DF	0	16	16	4	12
Misdemeanor	DM	11	36	36	13	23
Initial Foster Care	IF	1	1	1	1	-
Motion - Prot Order	MP	3	3	3	3	-
Permanency	PH	1	1	1	1	-
Status	ST	2	3	3	1	2
Traffic	T	7	12	12	10	2
Truancy	TR	0	1	1	1	-
<b>Juvenile Total</b>		<b>67</b>	<b>147</b>	<b>147</b>	<b>79</b>	<b>67</b>
<b>Halifax Totals</b>		<b>186</b>	<b>416</b>	<b>416</b>	<b>210</b>	<b>204</b>



# CASELOAD STATISTICS OF THE JUVENILE & DOMESTIC RELATIONS COURTS

September 2017

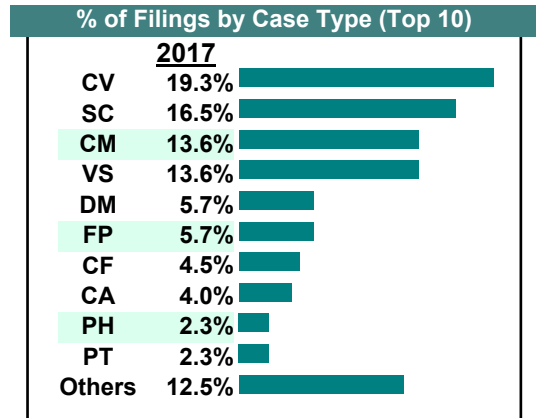
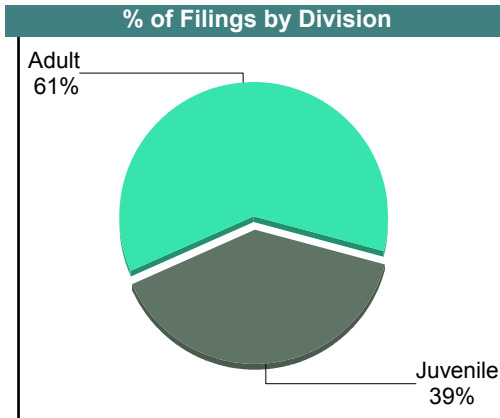
**Halifax**  
District: 10

		<u>Filings</u>	<u>Hearings</u>	<u>Transactions</u>	<u>Concluded</u>	<u>Cont</u>
<b><u>Adult</u></b>						
Bond Forfeiture	BF	0	1	1	0	1
Capias	CA	7	27	27	8	19
Felony	CF	8	29	29	6	23
Misdemeanor	CM	24	88	88	28	60
Family Abuse - Prot Order	FP	10	22	22	10	11
Motion - Prot Order	MP	2	2	2	2	-
Remand Support	RS	3	3	3	3	-
Show Cause	SC	29	157	157	48	109
Civil Support	VS	24	56	56	33	23
<b>Adult Total</b>		<b>107</b>	<b>385</b>	<b>385</b>	<b>138</b>	<b>246</b>

<b><u>Juvenile</u></b>						
Abuse or Neglect	AN	0	7	7	2	5
Non-Family Abuse Prot Order	AP	3	4	4	1	3
Custody Visitation	CV	34	93	93	54	39
Felony	DF	2	17	17	1	16
Misdemeanor	DM	10	49	49	11	38
Foster Care Review	FC	3	3	3	3	-
Initial Foster Care	IF	2	2	2	2	-
Motion - Prot Order	MP	0	1	1	1	-
Permanency	PH	4	5	5	4	1
Petition	PT	4	8	8	5	3
Remand Custody	RC	3	3	3	3	-
Status	ST	1	3	3	0	3
Traffic	T	2	4	4	3	1
Term Parental Rights	TP	1	4	4	3	1
<b>Juvenile Total</b>		<b>69</b>	<b>203</b>	<b>203</b>	<b>93</b>	<b>110</b>

<b>Halifax Totals</b>		<b>176</b>	<b>588</b>	<b>588</b>	<b>231</b>	<b>356</b>
-----------------------	--	------------	------------	------------	------------	------------

Calendared Filings					
	M	T	W	R	F
Week 1					
Week 2					
Week 3					
Week 4					
Week 5					

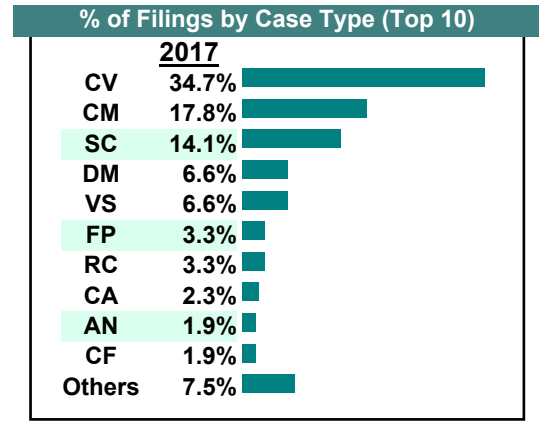
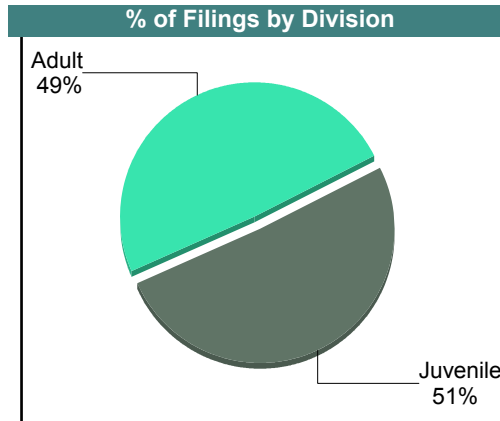
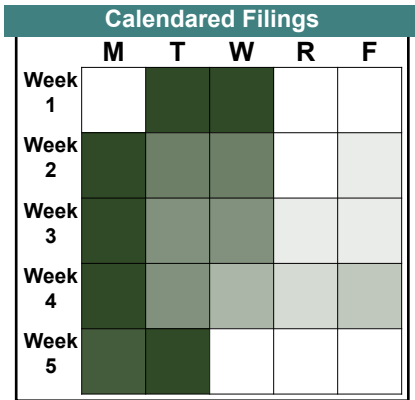


# CASELOAD STATISTICS OF THE JUVENILE & DOMESTIC RELATIONS COURTS

August 2017

**Halifax**  
District: 10

		<u>Filings</u>	<u>Hearings</u>	<u>Transactions</u>	<u>Concluded</u>	<u>Cont</u>
<b>Adult</b>						
Non-Family Abuse Prot Order	AP	1	2	2	1	1
Bond Forfeiture	BF	1	1	1	0	1
Capias	CA	5	19	19	5	14
Felony	CF	4	14	14	6	8
Misdemeanor	CM	38	98	98	27	71
Family Abuse - Prot Order	FP	7	21	21	7	14
Motion - Prot Order	MP	2	2	2	2	-
Remand Support	RS	1	1	1	1	-
Show Cause	SC	30	85	85	18	67
SL/Other	SL	2	2	2	2	-
Civil Support	VS	14	37	37	14	23
<b>Adult Total</b>		<b>105</b>	<b>282</b>	<b>282</b>	<b>83</b>	<b>199</b>
<b>Juvenile</b>						
Abuse or Neglect	AN	4	9	9	2	7
Custody Relief	CR	0	2	2	0	2
Custody Visitation	CV	74	109	109	56	52
Felony	DF	1	33	33	3	30
Misdemeanor	DM	14	54	54	13	41
Family Abuse - Prot Order	FP	0	1	1	1	-
Motion - Prot Order	MP	0	1	1	0	1
Permanency	PH	3	3	3	3	-
Petition	PT	1	3	3	2	1
Remand Custody	RC	7	7	7	7	-
Status	ST	1	2	2	1	1
Traffic	T	3	5	5	4	1
Truancy	TR	0	3	3	0	3
<b>Juvenile Total</b>		<b>108</b>	<b>232</b>	<b>232</b>	<b>92</b>	<b>139</b>
<b>Halifax Totals</b>		<b>213</b>	<b>514</b>	<b>514</b>	<b>175</b>	<b>338</b>

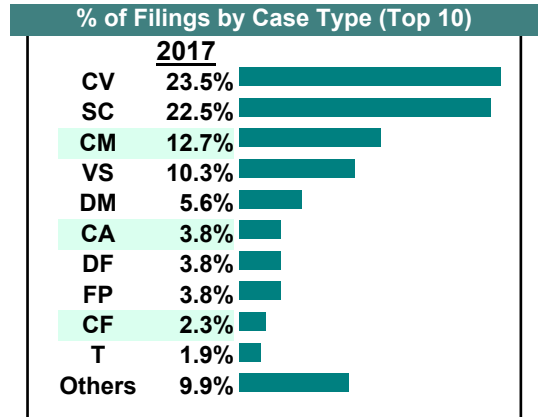
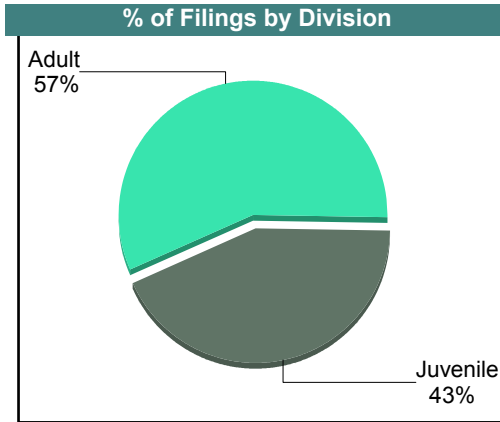
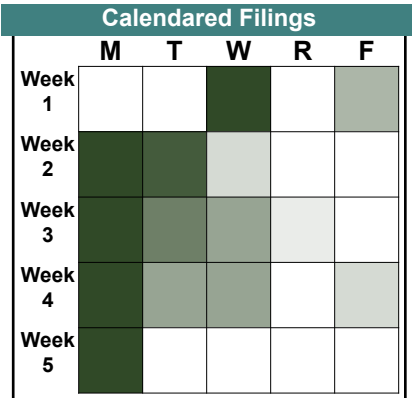


# CASELOAD STATISTICS OF THE JUVENILE & DOMESTIC RELATIONS COURTS

July 2017

**Halifax**  
District: 10

		<u>Filings</u>	<u>Hearings</u>	<u>Transactions</u>	<u>Concluded</u>	<u>Cont</u>
<b><u>Adult</u></b>						
Capias	CA	8	19	19	5	14
Felony	CF	5	23	23	9	14
Misdemeanor	CM	27	74	74	28	46
Family Abuse - Prot Order	FP	8	16	16	8	8
Motion - Prot Order	MP	1	1	1	1	-
Violation of PO	PV	0	1	1	1	-
Remand Support	RS	2	2	2	2	-
Show Cause	SC	48	129	129	42	87
Civil Support	VS	22	44	44	24	20
<b>Adult Total</b>		<b>121</b>	<b>309</b>	<b>309</b>	<b>120</b>	<b>189</b>
<b><u>Juvenile</u></b>						
Abuse or Neglect	AN	3	8	8	0	8
Non-Family Abuse Prot Order	AP	1	3	3	2	1
Custody Visitation	CV	50	97	97	66	31
Felony	DF	8	18	18	6	12
Misdemeanor	DM	12	51	51	15	36
Foster Care Review	FC	2	2	2	2	-
Permanency	PH	3	3	3	3	-
Petition	PT	3	6	6	2	4
Remand Custody	RC	2	2	2	2	-
Traffic	T	4	5	5	1	4
Term Parental Rights	TP	3	3	3	0	3
Truancy	TR	1	3	3	0	3
<b>Juvenile Total</b>		<b>92</b>	<b>201</b>	<b>201</b>	<b>99</b>	<b>102</b>
<b>Halifax Totals</b>		<b>213</b>	<b>510</b>	<b>510</b>	<b>219</b>	<b>291</b>

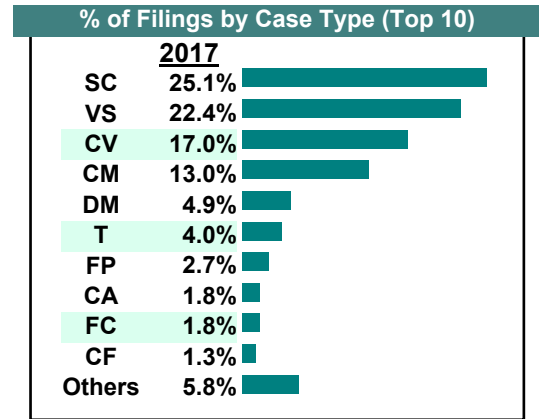
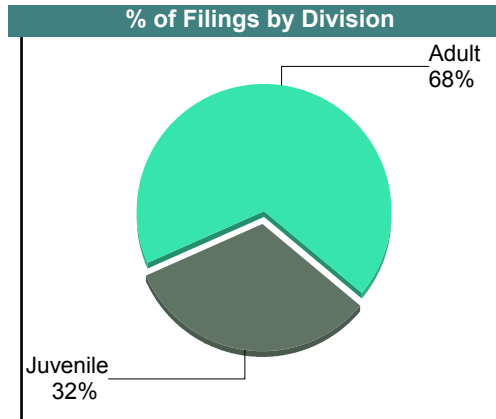
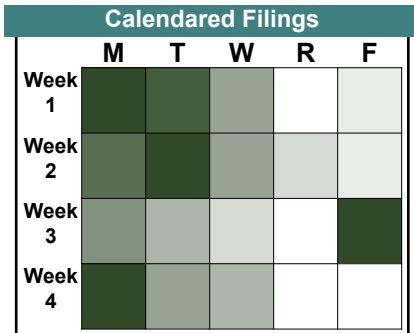


# CASELOAD STATISTICS OF THE JUVENILE & DOMESTIC RELATIONS COURTS

June 2017

**Halifax**  
District: 10

		<u>Filings</u>	<u>Hearings</u>	<u>Transactions</u>	<u>Concluded</u>	<u>Cont</u>
<b><u>Adult</u></b>						
Capias	CA	4	19	19	7	12
Felony	CF	3	15	15	4	11
Misdemeanor	CM	29	82	82	31	51
Family Abuse - Prot Order	FP	6	13	13	5	8
Remand Support	RS	2	2	2	2	-
Show Cause	SC	56	116	116	40	76
SL/Other	SL	1	1	1	0	-
Civil Support	VS	50	74	74	48	24
<b>Adult Total</b>		<b>151</b>	<b>322</b>	<b>322</b>	<b>137</b>	<b>182</b>
<b><u>Juvenile</u></b>						
Abuse or Neglect	AN	2	2	2	0	2
Non-Family Abuse Prot Order	AP	1	1	1	0	1
Custody Visitation	CV	38	99	99	50	49
Felony	DF	1	20	20	1	19
Misdemeanor	DM	11	40	40	10	30
Foster Care Review	FC	4	4	4	4	-
Permanency	PH	3	3	3	3	-
Petition	PT	2	2	2	0	2
Remand Custody	RC	1	1	1	1	-
Status	ST	0	3	3	1	2
Traffic	T	9	14	14	5	9
Truancy	TR	0	1	1	1	-
<b>Juvenile Total</b>		<b>72</b>	<b>190</b>	<b>190</b>	<b>76</b>	<b>114</b>
<b>Halifax Totals</b>		<b>223</b>	<b>512</b>	<b>512</b>	<b>213</b>	<b>296</b>



# CASELOAD STATISTICS OF THE JUVENILE & DOMESTIC RELATIONS COURTS

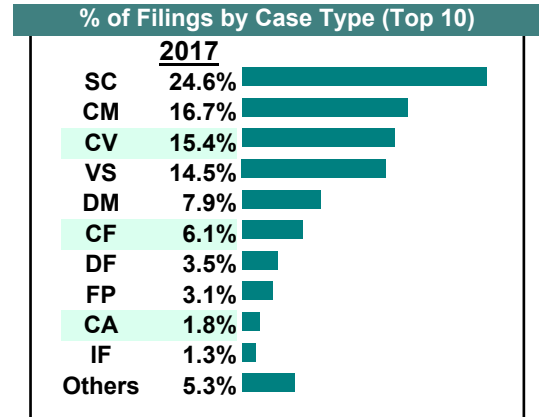
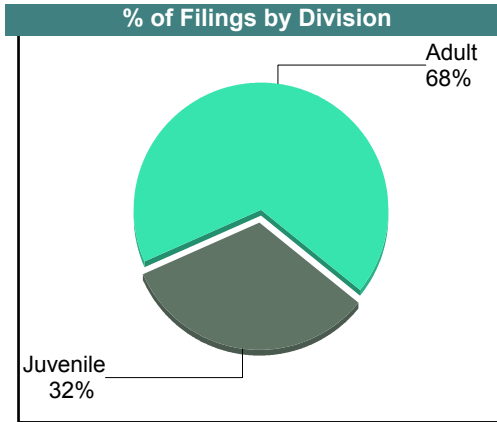
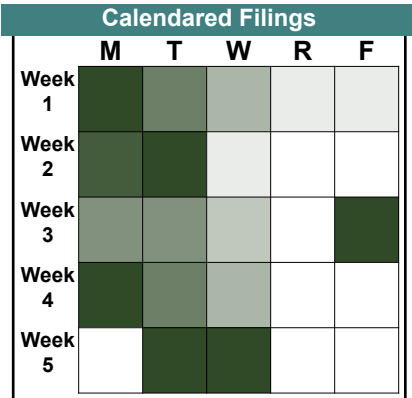
May 2017

**Halifax**  
District: 10

		<u>Filings</u>	<u>Hearings</u>	<u>Transactions</u>	<u>Concluded</u>	<u>Cont</u>
<b>Adult</b>						
Non-Family Abuse Prot Order	AP	0	2	2	2	-
Bond Forfeiture	BF	1	1	1	1	-
Capias	CA	4	20	20	9	11
Felony	CF	14	32	32	8	24
Misdemeanor	CM	38	93	93	20	73
Family Abuse - Prot Order	FP	7	17	17	6	11
Violation of PO	PV	1	1	1	1	-
Show Cause	SC	56	126	126	43	83
Civil Support	VS	33	61	61	32	29
<b>Adult Total</b>		<b>154</b>	<b>353</b>	<b>353</b>	<b>122</b>	<b>231</b>

<b>Juvenile</b>						
Abuse or Neglect	AN	0	7	7	7	-
Custody Visitation	CV	35	68	68	26	42
Felony	DF	8	24	24	0	24
Misdemeanor	DM	18	46	46	7	39
Foster Care Review	FC	1	2	2	1	1
Family Abuse - Prot Order	FP	0	1	1	0	1
Initial Foster Care	IF	3	3	3	3	-
Motion - Prot Order	MP	3	3	3	2	1
Petition	PT	2	2	2	1	1
Status	ST	3	3	3	1	2
Traffic	T	1	4	4	4	-
Term Parental Rights	TP	0	1	1	1	-
<b>Juvenile Total</b>		<b>74</b>	<b>164</b>	<b>164</b>	<b>53</b>	<b>111</b>

<b>Halifax Totals</b>		<b>228</b>	<b>517</b>	<b>517</b>	<b>175</b>	<b>342</b>
-----------------------	--	------------	------------	------------	------------	------------

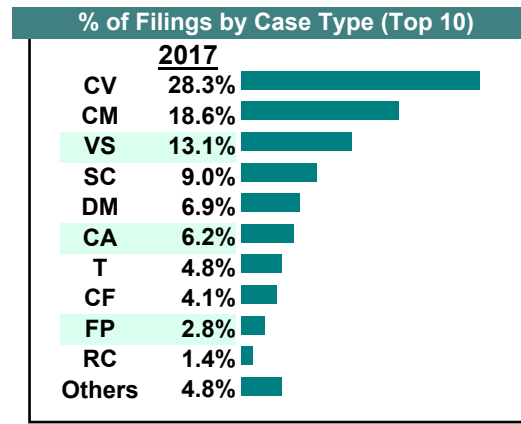
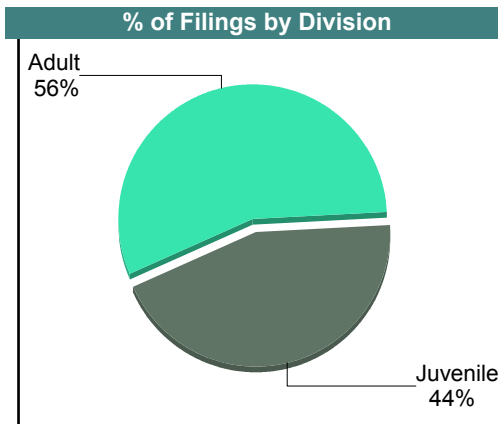
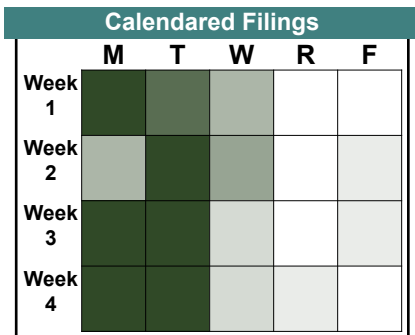


# CASELOAD STATISTICS OF THE JUVENILE & DOMESTIC RELATIONS COURTS

April 2017

**Halifax**  
District: 10

		<u>Filings</u>	<u>Hearings</u>	<u>Transactions</u>	<u>Concluded</u>	<u>Cont</u>
<b><u>Adult</u></b>						
Non-Family Abuse Prot Order	AP	0	3	3	1	2
Capias	CA	9	29	29	9	20
Felony	CF	6	10	10	3	7
Misdemeanor	CM	27	85	85	26	59
Family Abuse - Prot Order	FP	4	14	14	9	5
Motion - Prot Order	MP	0	1	1	1	-
Violation of PO	PV	1	1	1	1	-
Remand Support	RS	1	1	1	1	-
Show Cause	SC	13	103	103	42	61
SL/Other	SL	1	1	1	1	-
Civil Support	VS	19	57	57	26	31
<b>Adult Total</b>		<b>81</b>	<b>305</b>	<b>305</b>	<b>120</b>	<b>185</b>
<b><u>Juvenile</u></b>						
Abuse or Neglect	AN	0	7	7	0	7
Custody Visitation	CV	41	84	84	43	41
Felony	DF	1	20	20	7	13
Misdemeanor	DM	10	38	38	12	26
Foster Care Review	FC	1	1	1	1	-
Family Abuse - Prot Order	FP	0	1	1	0	1
Permanency	PH	1	1	1	1	-
Petition	PT	1	1	1	0	1
Remand Custody	RC	2	2	2	2	-
Status	ST	0	1	1	1	-
Traffic	T	7	9	9	2	6
<b>Juvenile Total</b>		<b>64</b>	<b>165</b>	<b>165</b>	<b>69</b>	<b>95</b>
<b>Halifax Totals</b>		<b>145</b>	<b>470</b>	<b>470</b>	<b>189</b>	<b>280</b>





# CASELOAD STATISTICS OF THE JUVENILE & DOMESTIC RELATIONS COURTS

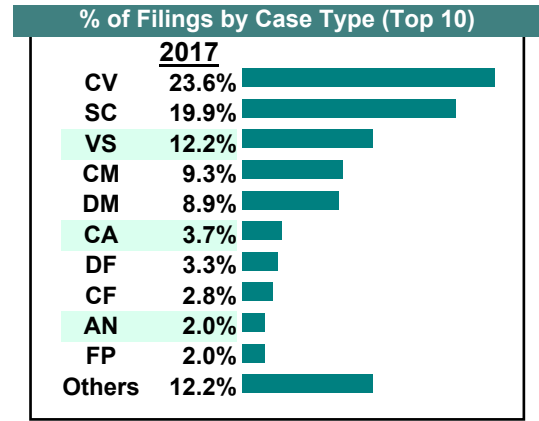
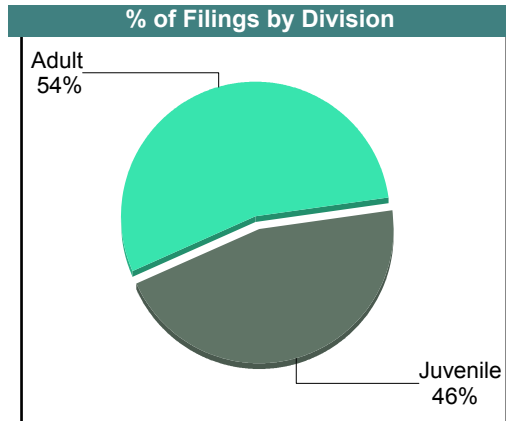

March 2017

**Halifax**  
District: 10

		<u>Filings</u>	<u>Hearings</u>	<u>Transactions</u>	<u>Concluded</u>	<u>Cont</u>
<b>Adult</b>						
Non-Family Abuse Prot Order	AP	2	5	5	0	5
Capias	CA	9	18	18	3	15
Felony	CF	7	17	17	9	8
Misdemeanor	CM	23	66	66	31	35
Family Abuse - Prot Order	FP	5	12	12	5	7
Motion - Prot Order	MP	3	3	3	2	1
Violation of PO	PV	3	3	3	2	1
Remand Support	RS	1	1	1	1	-
Show Cause	SC	49	120	120	36	84
SL/Other	SL	2	2	2	2	-
Civil Support	VS	30	48	48	32	16
<b>Adult Total</b>		<b>134</b>	<b>295</b>	<b>295</b>	<b>123</b>	<b>172</b>

<b>Juvenile</b>						
Abuse or Neglect	AN	5	22	22	4	18
Custody Relief	CR	0	2	2	0	2
Custody Visitation	CV	58	94	94	49	45
Felony	DF	8	32	32	5	27
Misdemeanor	DM	22	63	63	15	47
Foster Care Review	FC	4	5	5	5	-
Family Abuse - Prot Order	FP	0	1	1	0	1
Initial Foster Care	IF	3	5	5	3	2
Permanency	PH	4	4	4	4	-
Remand Custody	RC	4	4	4	4	-
Status	ST	0	2	2	0	1
Traffic	T	4	11	11	8	3
Truancy	TR	0	1	1	1	-
<b>Juvenile Total</b>		<b>112</b>	<b>246</b>	<b>246</b>	<b>98</b>	<b>146</b>

<b>Halifax Totals</b>		<b>246</b>	<b>541</b>	<b>541</b>	<b>221</b>	<b>318</b>
-----------------------	--	------------	------------	------------	------------	------------

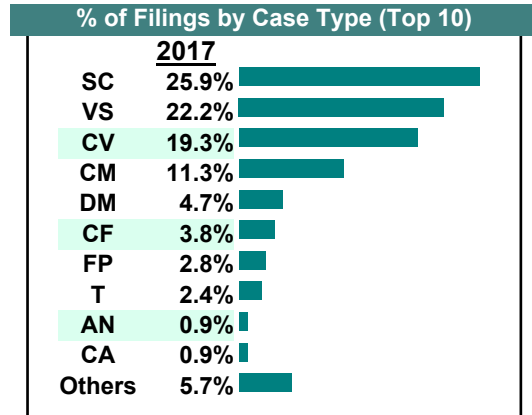
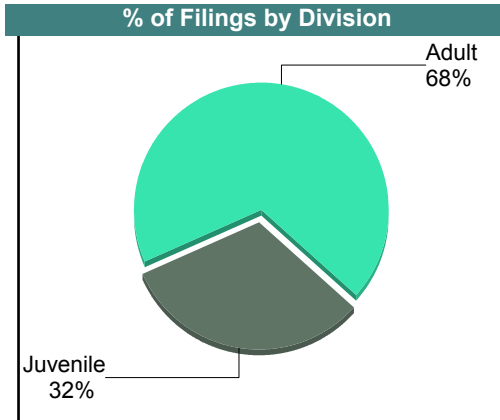
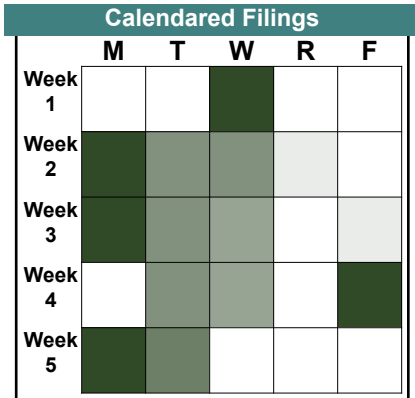


# CASELOAD STATISTICS OF THE JUVENILE & DOMESTIC RELATIONS COURTS

February 2017

**Halifax**  
District: 10

		<u>Filings</u>	<u>Hearings</u>	<u>Transactions</u>	<u>Concluded</u>	<u>Cont</u>
<b><u>Adult</u></b>						
Non-Family Abuse Prot Order	AP	1	1	1	0	1
Capias	CA	2	13	13	5	8
Felony	CF	8	18	18	4	14
Misdemeanor	CM	24	70	70	26	44
Family Abuse - Prot Order	FP	5	18	18	6	12
Motion - Prot Order	MP	1	1	1	1	-
Remand Support	RS	2	2	2	2	-
Show Cause	SC	55	120	120	54	66
Civil Support	VS	47	74	74	37	37
<b>Adult Total</b>		<b>145</b>	<b>317</b>	<b>317</b>	<b>135</b>	<b>182</b>
<b><u>Juvenile</u></b>						
Abuse or Neglect	AN	2	13	13	2	11
Custody Visitation	CV	41	79	79	31	48
Felony	DF	2	18	18	0	18
Misdemeanor	DM	10	57	57	15	42
Family Abuse - Prot Order	FP	1	1	1	0	1
Initial Foster Care	IF	1	1	1	1	-
Permanency	PH	2	2	2	2	-
Remand Custody	RC	2	2	2	2	-
Status	ST	0	4	4	1	3
Traffic	T	5	8	8	2	6
Term Parental Rights	TP	1	3	3	2	1
Truancy	TR	0	2	2	0	2
<b>Juvenile Total</b>		<b>67</b>	<b>190</b>	<b>190</b>	<b>58</b>	<b>132</b>
<b>Halifax Totals</b>		<b>212</b>	<b>507</b>	<b>507</b>	<b>193</b>	<b>314</b>

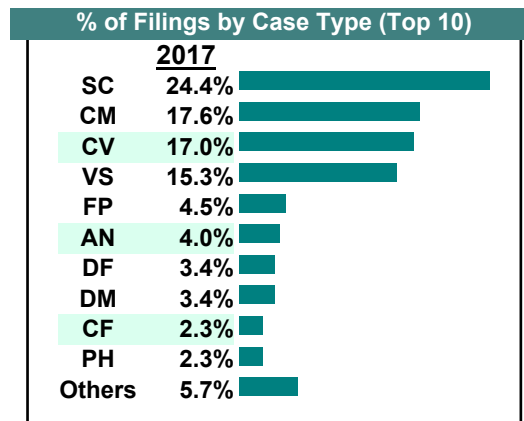
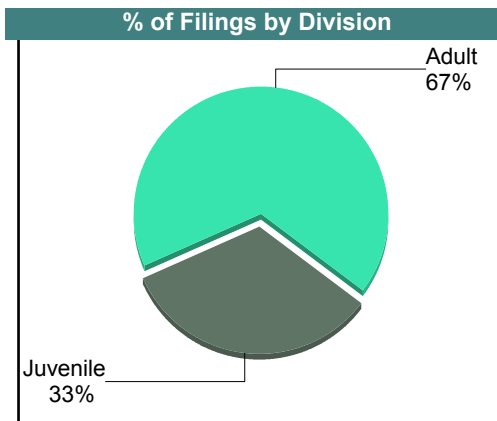



# CASELOAD STATISTICS OF THE JUVENILE & DOMESTIC RELATIONS COURTS

January 2017

**Halifax**  
District: 10

		<u>Filings</u>	<u>Hearings</u>	<u>Transactions</u>	<u>Concluded</u>	<u>Cont</u>
<b><u>Adult</u></b>						
Capias	CA	3	17	17	4	13
Felony	CF	4	13	13	3	10
Misdemeanor	CM	31	80	80	23	57
Family Abuse - Prot Order	FP	8	14	14	3	11
Motion - Prot Order	MP	1	1	1	1	-
Other	OT	1	1	1	1	-
Remand Support	RS	1	1	1	1	-
Show Cause	SC	42	98	98	21	77
Civil Support	VS	27	63	63	34	29
<b>Adult Total</b>		<b>118</b>	<b>288</b>	<b>288</b>	<b>91</b>	<b>197</b>
<b><u>Juvenile</u></b>						
Abuse or Neglect	AN	7	18	18	0	18
Custody Visitation	CV	30	81	81	43	38
Felony	DF	6	32	32	3	29
Misdemeanor	DM	6	54	54	16	38
Foster Care Review	FC	0	2	2	2	-
Permanency	PH	4	4	4	4	-
Remand Custody	RC	2	2	2	2	-
RR	RR	0	4	4	4	-
Show Cause	SC	1	1	1	1	-
Status	ST	1	3	3	1	2
Traffic	T	1	6	6	4	2
Truancy	TR	0	2	2	1	1
<b>Juvenile Total</b>		<b>58</b>	<b>209</b>	<b>209</b>	<b>81</b>	<b>128</b>
<b>Halifax Totals</b>		<b>176</b>	<b>497</b>	<b>497</b>	<b>172</b>	<b>325</b>



**CASELOAD STATISTICS OF THE JUVENILE & DOMESTIC RELATIONS COURTS**

December 2017

**Lunenburg**

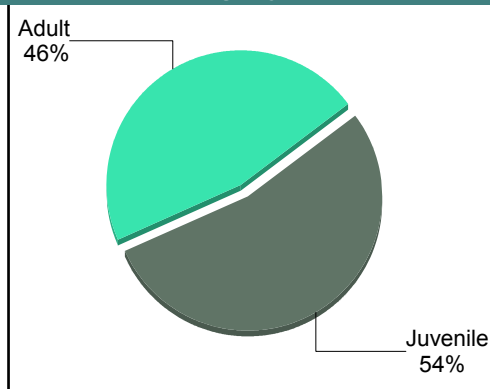
District: 10

		<u>Filings</u>	<u>Hearings</u>	<u>Transactions</u>	<u>Concluded</u>	<u>Cont</u>
<b><u>Adult</u></b>						
Capias	CA	2	7	7	3	4
Misdemeanor	CM	3	16	16	8	8
Family Abuse - Prot Order	FP	3	6	6	3	3
Motion - Prot Order	MP	3	3	3	3	-
Show Cause	SC	9	27	27	12	15
Civil Support	VS	6	14	14	8	5
<b>Adult Total</b>		<b>26</b>	<b>73</b>	<b>73</b>	<b>37</b>	<b>35</b>
<b><u>Juvenile</u></b>						
Abuse or Neglect	AN	1	1	1	0	1
Child in Need of Services	CS	0	4	4	1	3
Custody Visitation	CV	19	27	27	18	9
Felony	DF	0	5	5	3	2
Misdemeanor	DM	1	14	14	9	5
Foster Care Review	FC	1	1	1	1	-
Show Cause	SC	1	1	1	0	1
Status	ST	0	3	3	0	3
Traffic	T	1	1	1	0	1
Term Parental Rights	TP	6	6	6	6	-
Truancy	TR	0	3	3	0	3
Voluntary Continuing Services Agreement	VA	0	1	1	0	1
<b>Juvenile Total</b>		<b>30</b>	<b>67</b>	<b>67</b>	<b>38</b>	<b>29</b>
<b>Lunenburg Totals</b>		<b>56</b>	<b>140</b>	<b>140</b>	<b>75</b>	<b>64</b>

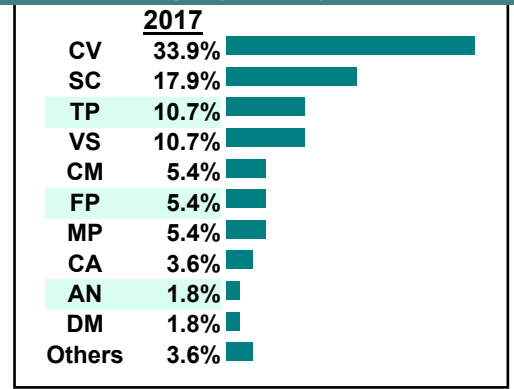
**Calendared Filings**

	<b>T</b>	<b>R</b>
Week 1		
Week 2		
Week 3		
Week 4		

**% of Filings by Division**



**% of Filings by Case Type (Top 10)**



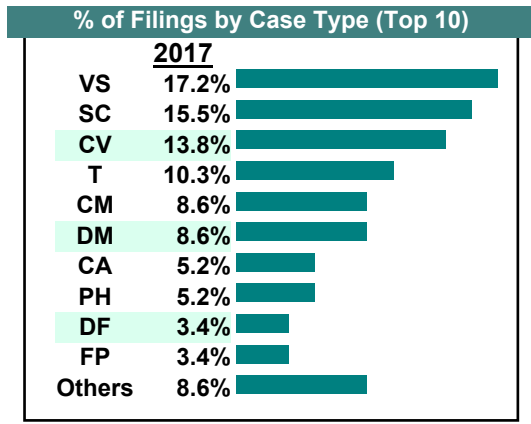
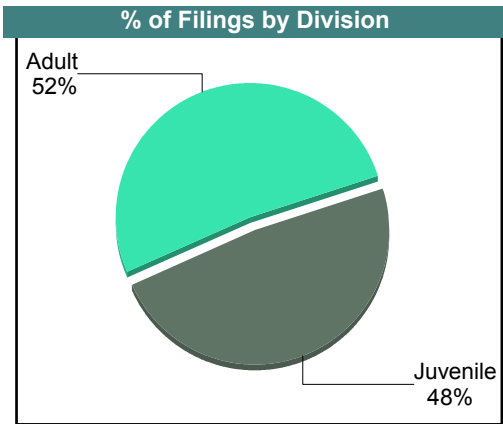
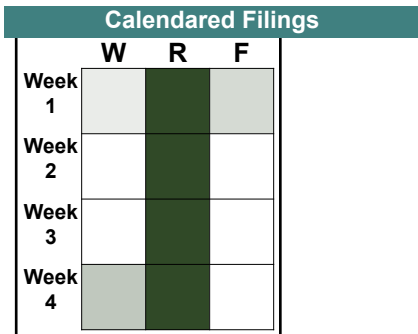
**CASELOAD STATISTICS OF THE JUVENILE & DOMESTIC RELATIONS COURTS**

November 2017

**Lunenburg**

District: 10

		<u>Filings</u>	<u>Hearings</u>	<u>Transactions</u>	<u>Concluded</u>	<u>Cont</u>
<b>Adult</b>						
Capias	CA	3	9	9	4	5
Felony	CF	0	5	5	0	5
Misdemeanor	CM	5	23	23	10	13
Crim Support	CS	1	1	1	1	-
Family Abuse - Prot Order	FP	1	8	8	5	3
Motion - Prot Order	MP	1	1	1	1	-
Show Cause	SC	9	22	22	8	14
Civil Support	VS	10	15	15	5	10
<b>Adult Total</b>		<b>30</b>	<b>84</b>	<b>84</b>	<b>34</b>	<b>50</b>
<b>Juvenile</b>						
Non-Family Abuse Prot Order	AP	0	1	1	1	-
Custody Visitation	CV	8	31	31	19	12
Felony	DF	2	12	12	2	10
Misdemeanor	DM	5	20	20	5	15
Family Abuse - Prot Order	FP	1	1	1	1	-
Initial Foster Care	IF	1	1	1	1	-
Juv Support	JS	1	1	1	0	1
Permanency	PH	3	3	3	3	-
Petition	PT	0	1	1	1	-
Show Cause	SC	0	1	1	1	-
Status	ST	1	3	3	1	2
Traffic	T	6	8	8	5	3
Truancy	TR	0	4	4	2	2
<b>Juvenile Total</b>		<b>28</b>	<b>87</b>	<b>87</b>	<b>42</b>	<b>45</b>
<b>Lunenburg Totals</b>		<b>58</b>	<b>171</b>	<b>171</b>	<b>76</b>	<b>95</b>



**CASELOAD STATISTICS OF THE JUVENILE & DOMESTIC RELATIONS COURTS**

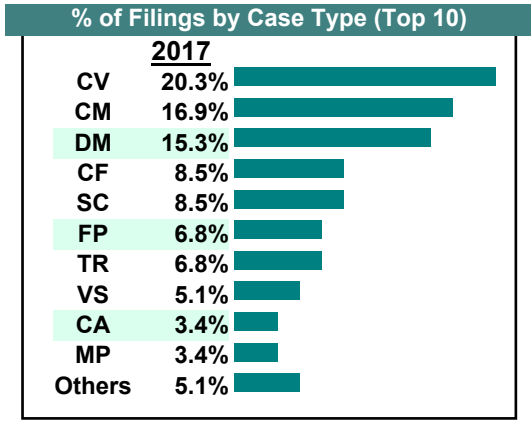
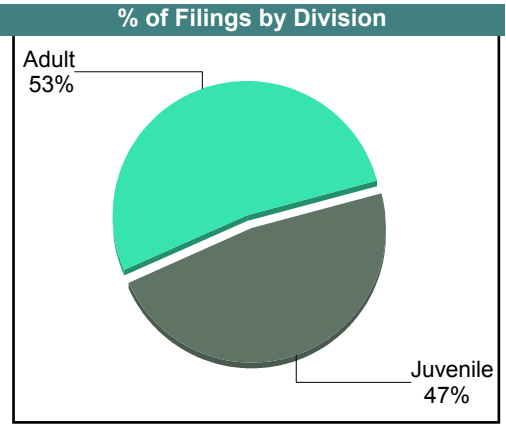
October 2017

**Lunenburg**

District: 10

		<u>Filings</u>	<u>Hearings</u>	<u>Transactions</u>	<u>Concluded</u>	<u>Cont</u>
<b><u>Adult</u></b>						
Capias	CA	2	7	7	2	5
Felony	CF	5	11	11	6	5
Misdemeanor	CM	10	24	24	12	12
Family Abuse - Prot Order	FP	4	10	10	2	8
Motion - Prot Order	MP	2	2	2	2	-
Show Cause	SC	5	13	13	5	8
Civil Support	VS	3	10	10	3	7
<b>Adult Total</b>		<b>31</b>	<b>77</b>	<b>77</b>	<b>32</b>	<b>45</b>
<b><u>Juvenile</u></b>						
Non-Family Abuse Prot Order	AP	1	1	1	1	-
Child in Need of Services	CS	0	4	4	0	4
Custody Visitation	CV	12	27	27	9	18
Felony	DF	1	3	3	0	3
Misdemeanor	DM	9	18	18	8	10
Status	ST	1	5	5	2	3
Traffic	T	0	2	2	2	-
Truancy	TR	4	7	7	1	6
<b>Juvenile Total</b>		<b>28</b>	<b>67</b>	<b>67</b>	<b>23</b>	<b>44</b>
<b>Lunenburg Totals</b>		<b>59</b>	<b>144</b>	<b>144</b>	<b>55</b>	<b>89</b>

<b>Calendared Filings</b>			
	<b>T</b>	<b>W</b>	<b>R</b>
Week 1			
Week 2			
Week 3			
Week 4			
Week 5			



**CASELOAD STATISTICS OF THE JUVENILE & DOMESTIC RELATIONS COURTS**

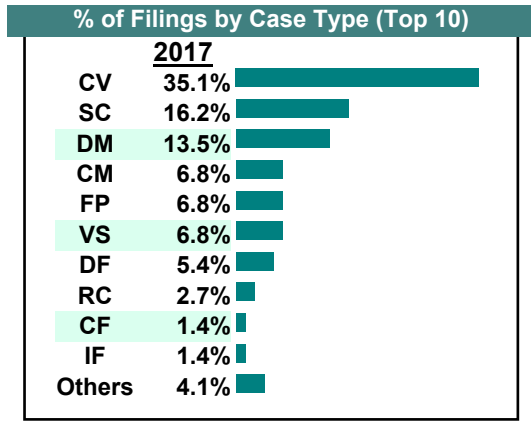
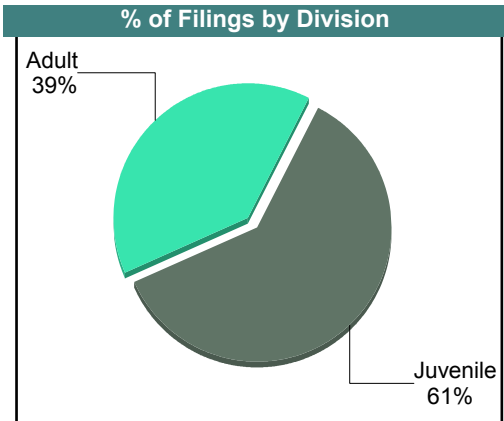
September 2017

**Lunenburg**

District: 10

		<u>Filings</u>	<u>Hearings</u>	<u>Transactions</u>	<u>Concluded</u>	<u>Cont</u>
<b><u>Adult</u></b>						
Capias	CA	0	2	2	0	2
Felony	CF	1	3	3	0	3
Misdemeanor	CM	5	14	14	2	12
Family Abuse - Prot Order	FP	5	9	9	4	5
Remand Support	RS	1	1	1	1	-
Show Cause	SC	12	20	20	9	11
Civil Support	VS	5	9	9	5	4
<b>Adult Total</b>		<b>29</b>	<b>58</b>	<b>58</b>	<b>21</b>	<b>37</b>
<b><u>Juvenile</u></b>						
Abuse or Neglect	AN	0	3	3	2	1
Custody Visitation	CV	26	39	39	24	15
Felony	DF	4	15	15	6	9
Misdemeanor	DM	10	15	15	3	12
Initial Foster Care	IF	1	1	1	1	-
Petition	PT	0	2	2	1	1
Remand Custody	RC	2	2	2	2	-
Show Cause	SC	0	1	1	1	-
Status	ST	1	3	3	3	-
Traffic	T	1	2	2	2	-
Truancy	TR	0	1	1	1	-
<b>Juvenile Total</b>		<b>45</b>	<b>84</b>	<b>84</b>	<b>46</b>	<b>38</b>
<b>Lunenburg Totals</b>		<b>74</b>	<b>142</b>	<b>142</b>	<b>67</b>	<b>75</b>

<b>Calendared Filings</b>			
	<b>W</b>	<b>R</b>	<b>F</b>
Week 1			
Week 2			
Week 3			
Week 4			



CASELOAD STATISTICS OF THE JUVENILE & DOMESTIC RELATIONS COURTS

August 2017

Lunenburg

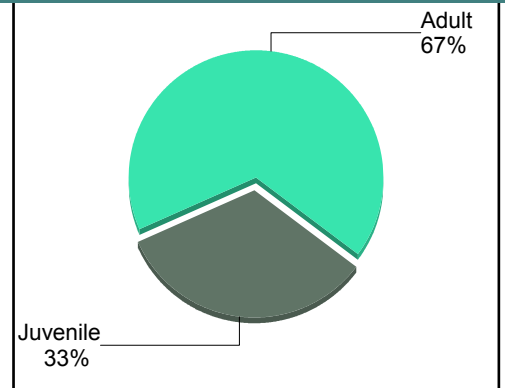
District: 10

		<u>Filings</u>	<u>Hearings</u>	<u>Transactions</u>	<u>Concluded</u>	<u>Cont</u>
<b>Adult</b>						
Capias	CA	2	3	3	0	3
Felony	CF	6	8	8	2	6
Misdemeanor	CM	10	18	18	8	10
Crim Support	CS	3	3	3	3	-
Family Abuse - Prot Order	FP	5	8	8	3	5
Show Cause	SC	20	32	32	16	16
Civil Support	VS	9	21	21	13	8
<b>Adult Total</b>		<b>55</b>	<b>93</b>	<b>93</b>	<b>45</b>	<b>48</b>
<b>Juvenile</b>						
Abuse or Neglect	AN	1	6	6	3	3
Child in Need of Services	CS	0	1	1	1	-
Custody Visitation	CV	12	25	25	8	17
Felony	DF	7	23	23	0	23
Misdemeanor	DM	2	18	18	5	13
Permanency	PH	4	4	4	4	-
Show Cause	SC	0	1	1	0	1
Status	ST	1	4	4	1	3
Traffic	T	0	4	4	3	1
<b>Juvenile Total</b>		<b>27</b>	<b>86</b>	<b>86</b>	<b>25</b>	<b>61</b>
<b>Lunenburg Totals</b>		<b>82</b>	<b>179</b>	<b>179</b>	<b>70</b>	<b>109</b>

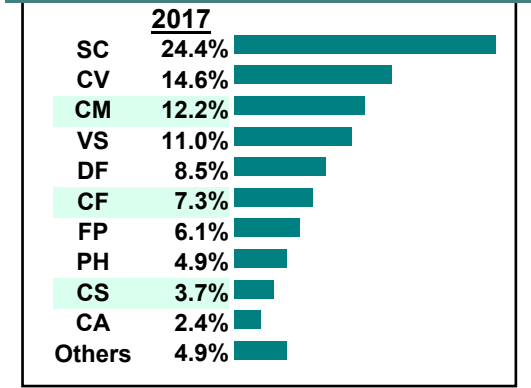
Calendared Filings

	W	R
Week 1		
Week 2		
Week 3		
Week 4		
Week 5		

% of Filings by Division



% of Filings by Case Type (Top 10)





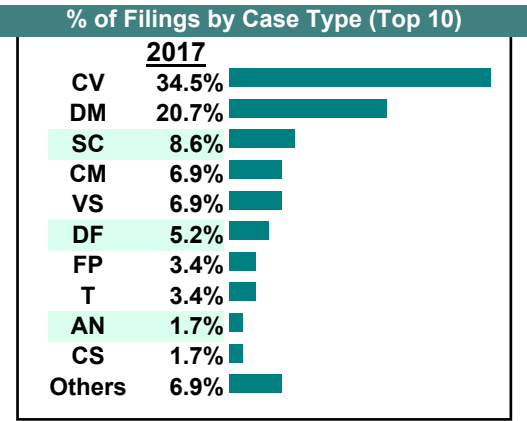
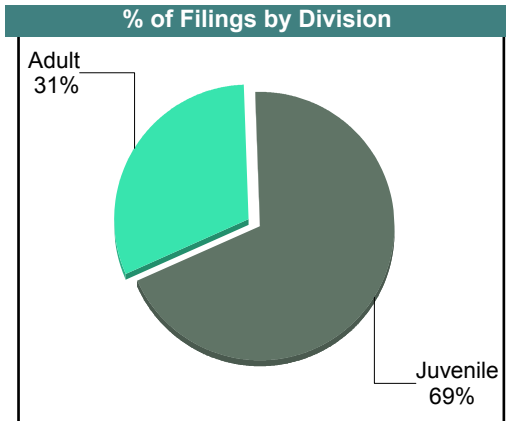

**CASELOAD STATISTICS OF THE JUVENILE & DOMESTIC RELATIONS COURTS**

July 2017

**Lunenburg**

District: 10

		<u>Filings</u>	<u>Hearings</u>	<u>Transactions</u>	<u>Concluded</u>	<u>Cont</u>
<b>Adult</b>						
Capias	CA	0	1	1	1	-
Felony	CF	0	3	3	1	2
Misdemeanor	CM	4	13	13	4	9
Crim Support	CS	1	1	1	1	-
Family Abuse - Prot Order	FP	2	5	5	3	2
Motion - Prot Order	MP	1	1	1	1	-
Show Cause	SC	5	17	17	8	9
SL/Other	SL	1	1	1	1	-
Civil Support	VS	4	12	12	4	8
<b>Adult Total</b>		<b>18</b>	<b>54</b>	<b>54</b>	<b>24</b>	<b>30</b>
<b>Juvenile</b>						
Abuse or Neglect	AN	1	2	2	0	2
Child in Need of Services	CS	0	1	1	0	1
Custody Visitation	CV	20	37	37	29	8
Felony	DF	3	6	6	1	5
Misdemeanor	DM	12	18	18	4	14
Petition	PT	1	1	1	0	1
Show Cause	SC	0	1	1	1	-
Status	ST	1	2	2	1	1
Traffic	T	2	3	3	1	2
<b>Juvenile Total</b>		<b>40</b>	<b>71</b>	<b>71</b>	<b>37</b>	<b>34</b>
<b>Lunenburg Totals</b>		<b>58</b>	<b>125</b>	<b>125</b>	<b>61</b>	<b>64</b>



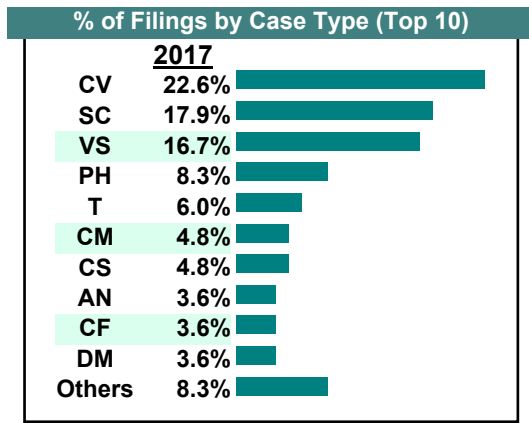
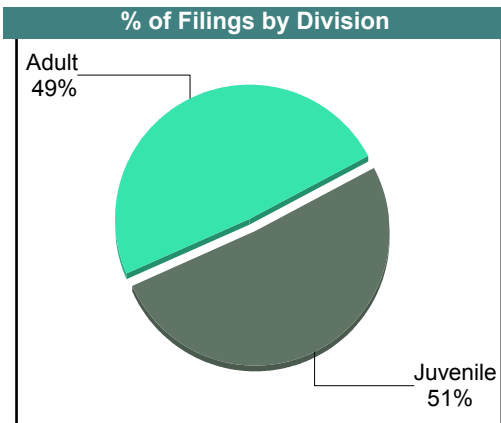

# CASELOAD STATISTICS OF THE JUVENILE & DOMESTIC RELATIONS COURTS

June 2017

Lunenburg

District: 10

		Filings	Hearings	Transactions	Concluded	Cont
<b>Adult</b>						
Capias	CA	0	2	2	2	-
Felony	CF	3	3	3	0	3
Misdemeanor	CM	4	14	14	7	7
Crim Support	CS	4	5	5	5	-
Family Abuse - Prot Order	FP	3	9	9	6	3
Show Cause	SC	13	21	21	14	7
Civil Support	VS	14	21	21	13	8
<b>Adult Total</b>		<b>41</b>	<b>75</b>	<b>75</b>	<b>47</b>	<b>28</b>
<b>Juvenile</b>						
Abuse or Neglect	AN	3	6	6	0	6
Child in Need of Services	CS	0	7	7	1	6
Custody Visitation	CV	19	40	40	25	15
Felony	DF	0	17	17	10	7
Misdemeanor	DM	3	8	8	3	5
Permanency	PH	7	7	7	7	-
Petition	PT	0	2	2	1	1
Remand Custody	RC	1	1	1	1	-
Show Cause	SC	2	6	6	1	5
Status	ST	1	3	3	1	2
Traffic	T	5	8	8	7	1
Truancy	TR	0	6	6	1	5
Voluntary Continuing Services Agreement	VA	2	4	4	0	4
<b>Juvenile Total</b>		<b>43</b>	<b>115</b>	<b>115</b>	<b>58</b>	<b>57</b>
<b>Lunenburg Totals</b>		<b>84</b>	<b>190</b>	<b>190</b>	<b>105</b>	<b>85</b>



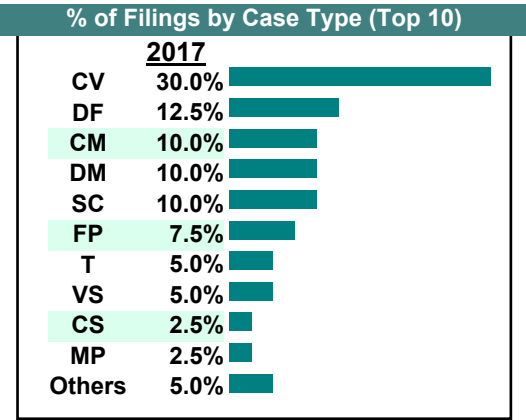
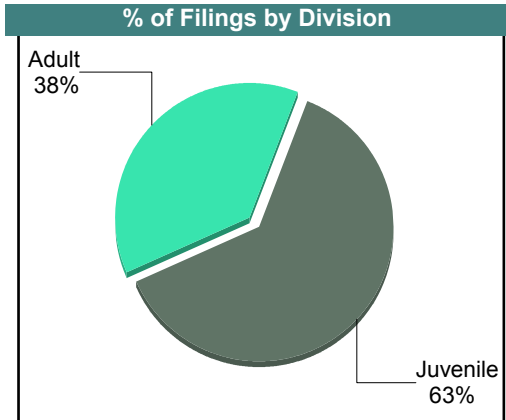
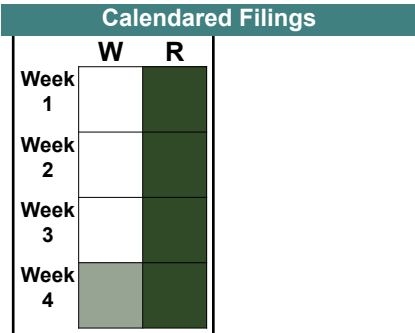
CASELOAD STATISTICS OF THE JUVENILE & DOMESTIC RELATIONS COURTS

May 2017

Lunenburg

District: 10

		Filings	Hearings	Transactions	Concluded	Cont
<b>Adult</b>						
Capias	CA	0	6	6	1	5
Felony	CF	0	2	2	1	1
Misdemeanor	CM	4	19	19	2	17
Crim Support	CS	0	2	2	1	1
Family Abuse - Prot Order	FP	3	6	6	2	4
Motion - Prot Order	MP	1	1	1	1	-
Show Cause	SC	4	15	15	6	9
SL/Other	SL	1	1	1	1	-
Civil Support	VS	2	14	14	7	7
<b>Adult Total</b>		<b>15</b>	<b>66</b>	<b>66</b>	<b>22</b>	<b>44</b>
<b>Juvenile</b>						
Child in Need of Services	CS	1	2	2	1	1
Custody Visitation	CV	12	22	22	9	13
Felony	DF	5	9	9	3	6
Misdemeanor	DM	4	5	5	0	5
Petition	PT	1	2	2	0	2
Show Cause	SC	0	1	1	0	1
Status	ST	0	4	4	4	-
Traffic	T	2	7	7	5	2
<b>Juvenile Total</b>		<b>25</b>	<b>52</b>	<b>52</b>	<b>22</b>	<b>30</b>
<b>Lunenburg Totals</b>		<b>40</b>	<b>118</b>	<b>118</b>	<b>44</b>	<b>74</b>



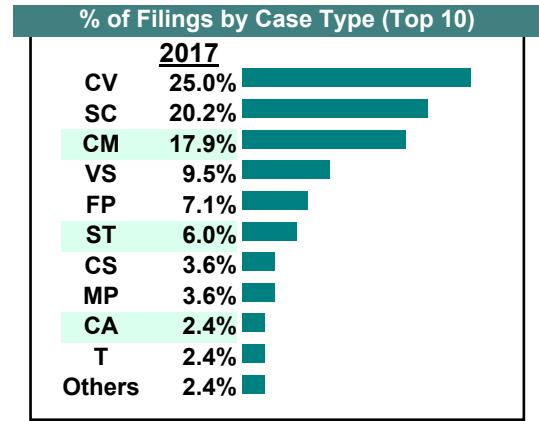
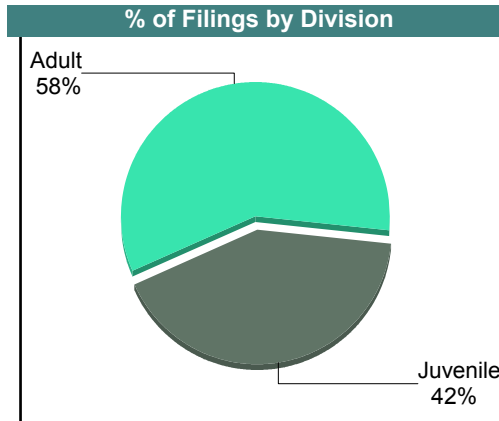

**CASELOAD STATISTICS OF THE JUVENILE & DOMESTIC RELATIONS COURTS**

**Lunenburg**

District: 10

April 2017

		<u>Filings</u>	<u>Hearings</u>	<u>Transactions</u>	<u>Concluded</u>	<u>Cont</u>
<b><u>Adult</u></b>						
Capias	CA	2	7	7	0	7
Felony	CF	0	1	1	0	1
Misdemeanor	CM	15	28	28	6	22
Crim Support	CS	2	2	2	0	2
Family Abuse - Prot Order	FP	6	13	13	5	8
Show Cause	SC	16	27	27	13	14
Civil Support	VS	8	23	23	13	10
<b>Adult Total</b>		<b>49</b>	<b>101</b>	<b>101</b>	<b>37</b>	<b>64</b>
<b><u>Juvenile</u></b>						
Abuse or Neglect	AN	0	1	1	1	-
Child in Need of Services	CS	1	1	1	0	1
Custody Visitation	CV	21	35	35	19	16
Felony	DF	1	7	7	5	2
Misdemeanor	DM	1	37	37	23	14
Foster Care Review	FC	0	1	1	1	-
Motion - Prot Order	MP	3	3	3	3	-
Petition	PT	0	1	1	1	-
Child at Risk	RI	0	1	1	1	-
Show Cause	SC	1	1	1	0	1
Status	ST	5	11	11	4	7
Traffic	T	2	5	5	5	-
Truancy	TR	0	2	2	1	1
<b>Juvenile Total</b>		<b>35</b>	<b>106</b>	<b>106</b>	<b>64</b>	<b>42</b>
<b>Lunenburg Totals</b>		<b>84</b>	<b>207</b>	<b>207</b>	<b>101</b>	<b>106</b>



**CASELOAD STATISTICS OF THE JUVENILE & DOMESTIC RELATIONS COURTS**

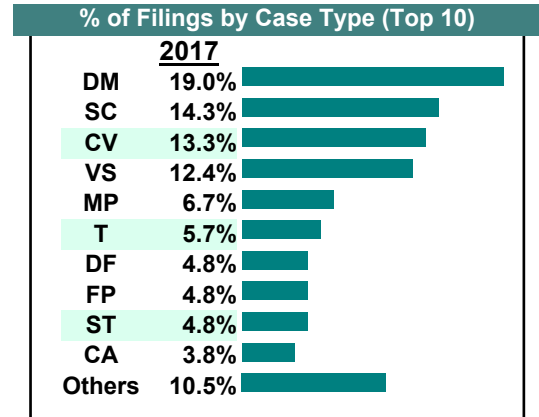
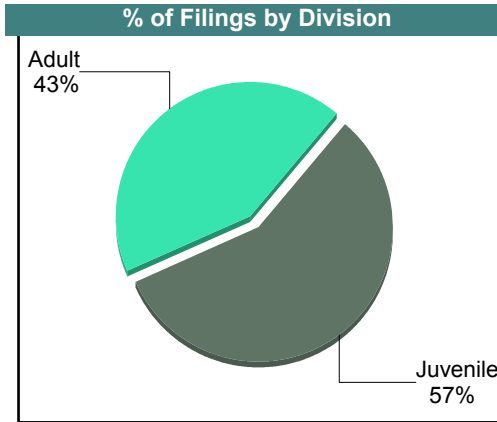
March 2017

**Lunenburg**

District: 10

		<u>Filings</u>	<u>Hearings</u>	<u>Transactions</u>	<u>Concluded</u>	<u>Cont</u>
<b><u>Adult</u></b>						
Capias	CA	4	7	7	0	7
Felony	CF	2	6	6	3	3
Misdemeanor	CM	2	15	15	9	6
Crim Support	CS	2	2	2	2	-
Family Abuse - Prot Order	FP	5	11	11	5	6
Motion - Prot Order	MP	1	1	1	1	-
Show Cause	SC	15	31	31	14	17
SL/Other	SL	1	1	1	1	-
Civil Support	VS	13	26	26	8	18
<b>Adult Total</b>		<b>45</b>	<b>100</b>	<b>100</b>	<b>43</b>	<b>57</b>
<b><u>Juvenile</u></b>						
Child in Need of Services	CS	0	6	6	1	5
Custody Visitation	CV	14	45	45	17	28
Felony	DF	5	6	6	1	5
Misdemeanor	DM	20	29	29	5	24
Foster Care Review	FC	3	3	3	3	-
Motion - Prot Order	MP	6	6	6	6	-
Petition	PT	0	3	3	1	2
Child at Risk	RI	1	2	2	0	2
Show Cause	SC	0	1	1	0	1
Status	ST	5	10	10	0	10
Traffic	T	6	9	9	6	3
Truancy	TR	0	7	7	1	6
<b>Juvenile Total</b>		<b>60</b>	<b>127</b>	<b>127</b>	<b>41</b>	<b>86</b>
<b>Lunenburg Totals</b>		<b>105</b>	<b>227</b>	<b>227</b>	<b>84</b>	<b>143</b>

Calendared Filings				
	M	W	R	F
Week 1				
Week 2				
Week 3				
Week 4				
Week 5				



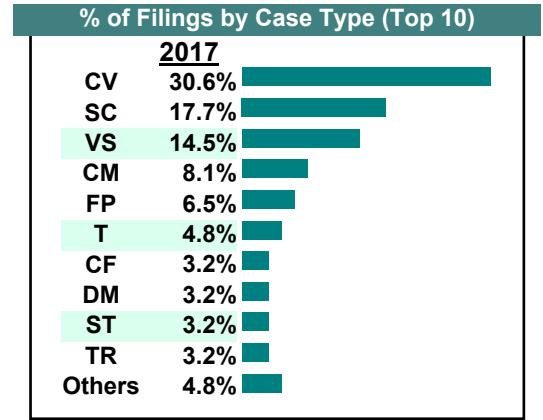
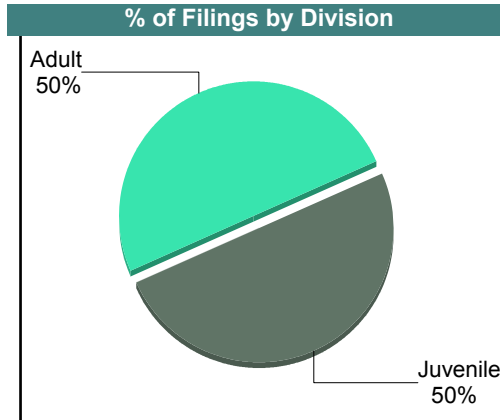
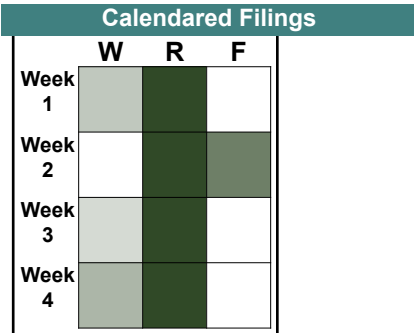
**CASELOAD STATISTICS OF THE JUVENILE & DOMESTIC RELATIONS COURTS**

February 2017

**Lunenburg**

District: 10

		<u>Filings</u>	<u>Hearings</u>	<u>Transactions</u>	<u>Concluded</u>	<u>Cont</u>
<b><u>Adult</u></b>						
Felony	CF	2	4	4	2	2
Misdemeanor	CM	5	23	23	12	11
Crim Support	CS	1	1	1	1	-
Family Abuse - Prot Order	FP	4	9	9	3	6
Show Cause	SC	10	13	13	4	9
Civil Support	VS	9	16	16	5	11
<b>Adult Total</b>		<b>31</b>	<b>66</b>	<b>66</b>	<b>27</b>	<b>39</b>
<b><u>Juvenile</u></b>						
Child in Need of Services	CS	0	6	6	0	6
Custody Visitation	CV	19	31	31	10	21
Felony	DF	0	2	2	1	1
Misdemeanor	DM	2	19	19	3	16
Foster Care Review	FC	0	1	1	1	-
Permanency	PH	1	1	1	1	-
Petition	PT	1	1	1	0	1
Show Cause	SC	1	1	1	0	1
Status	ST	2	3	3	1	2
Traffic	T	3	5	5	2	3
Truancy	TR	2	5	5	0	5
<b>Juvenile Total</b>		<b>31</b>	<b>75</b>	<b>75</b>	<b>19</b>	<b>56</b>
<b>Lunenburg Totals</b>		<b>62</b>	<b>141</b>	<b>141</b>	<b>46</b>	<b>95</b>



**CASELOAD STATISTICS OF THE JUVENILE & DOMESTIC RELATIONS COURTS**

January 2017

**Lunenburg**

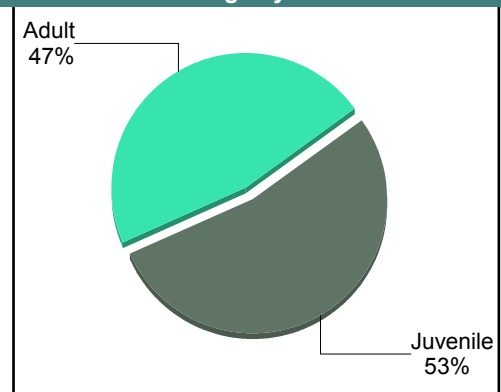
District: 10

		<u>Filings</u>	<u>Hearings</u>	<u>Transactions</u>	<u>Concluded</u>	<u>Cont</u>
<b><u>Adult</u></b>						
Bond Forfeiture	BF	0	1	1	1	-
Capias	CA	0	1	1	1	-
Felony	CF	2	3	3	1	2
Misdemeanor	CM	13	25	25	4	21
Family Abuse - Prot Order	FP	4	8	8	3	5
Show Cause	SC	3	8	8	1	7
Civil Support	VS	5	8	8	4	4
<b>Adult Total</b>		<b>27</b>	<b>54</b>	<b>54</b>	<b>15</b>	<b>39</b>
<b><u>Juvenile</u></b>						
Abuse or Neglect	AN	3	6	6	5	1
Child in Need of Services	CS	1	5	5	1	4
Custody Visitation	CV	15	24	24	13	11
Felony	DF	0	3	3	1	2
Misdemeanor	DM	7	20	20	10	10
Petition	PT	1	1	1	0	1
Status	ST	1	7	7	4	3
Traffic	T	3	6	6	3	3
Truancy	TR	0	4	4	0	4
<b>Juvenile Total</b>		<b>31</b>	<b>76</b>	<b>76</b>	<b>37</b>	<b>39</b>
<b>Lunenburg Totals</b>		<b>58</b>	<b>130</b>	<b>130</b>	<b>52</b>	<b>78</b>

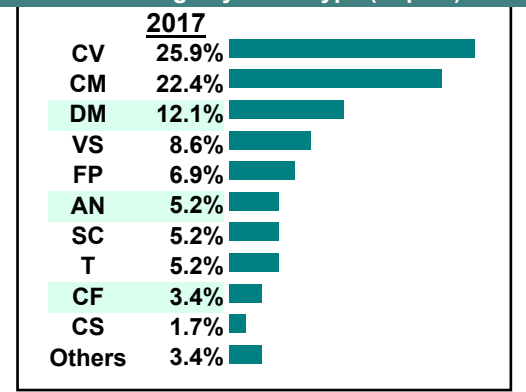
**Calendared Filings**

	<b>T</b>	<b>W</b>	<b>R</b>
Week 1			
Week 2			
Week 3			
Week 4			

**% of Filings by Division**



**% of Filings by Case Type (Top 10)**



**CASELOAD STATISTICS OF THE JUVENILE & DOMESTIC RELATIONS COURTS**

**Mecklenburg**

District: 10

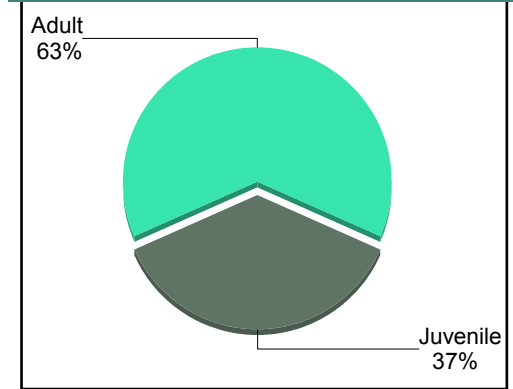
December 2017

		<u>Filings</u>	<u>Hearings</u>	<u>Transactions</u>	<u>Concluded</u>	<u>Cont</u>
<b><u>Adult</u></b>						
Capias	CA	4	11	11	3	8
Felony	CF	4	5	5	0	5
Misdemeanor	CM	11	33	33	9	24
Family Abuse - Prot Order	FP	4	15	15	8	7
Other	OT	1	1	1	1	-
Show Cause	SC	26	96	96	48	48
SL/Other	SL	0	2	2	2	-
Civil Support	VS	19	49	49	22	26
<b>Adult Total</b>		<b>69</b>	<b>212</b>	<b>212</b>	<b>93</b>	<b>118</b>
<b><u>Juvenile</u></b>						
Abuse or Neglect	AN	1	9	9	9	-
Non-Family Abuse Prot Order	AP	0	4	4	2	2
Child in Need of Services	CS	0	1	1	1	-
Custody Visitation	CV	17	104	104	43	61
Felony	DF	1	8	8	3	5
Misdemeanor	DM	5	16	16	3	13
Foster Care Review	FC	2	2	2	2	-
Initial Foster Care	IF	3	3	3	3	-
Motion - Prot Order	MP	0	15	15	15	-
Permanency	PH	2	2	2	2	-
Petition	PT	6	8	8	2	6
Child at Risk	RI	0	15	15	5	10
Status	ST	1	5	5	2	3
Traffic	T	2	9	9	8	1
<b>Juvenile Total</b>		<b>40</b>	<b>201</b>	<b>201</b>	<b>100</b>	<b>101</b>
<b>Mecklenburg Totals</b>		<b>109</b>	<b>413</b>	<b>413</b>	<b>193</b>	<b>219</b>

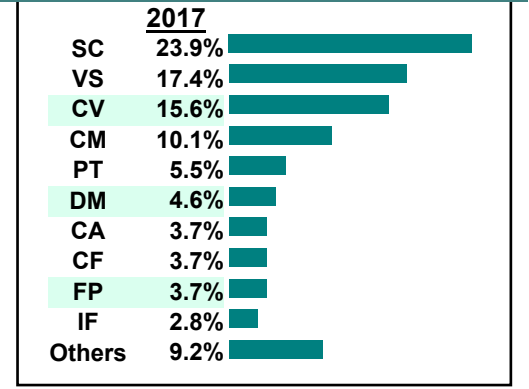
**Calendared Filings**

	<b>M</b>	<b>W</b>	<b>R</b>	<b>F</b>
Week 1				
Week 2				
Week 3				
Week 4				
Week 5				

**% of Filings by Division**



**% of Filings by Case Type (Top 10)**





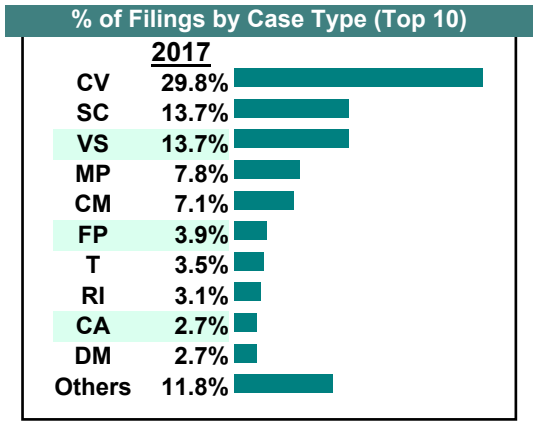
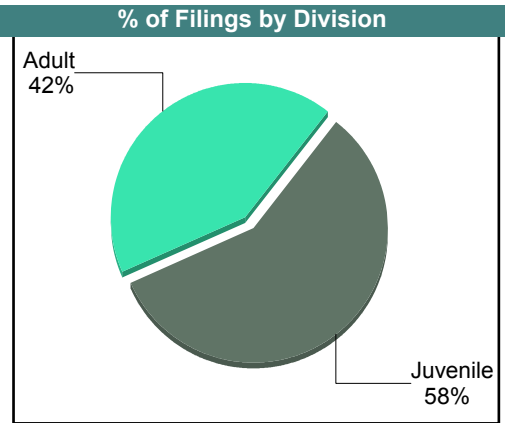

CASELOAD STATISTICS OF THE JUVENILE & DOMESTIC RELATIONS COURTS

Mecklenburg

District: 10

November 2017

		Filings	Hearings	Transactions	Concluded	Cont
<b>Adult</b>						
Capias	CA	7	18	18	6	12
Felony	CF	0	3	3	1	2
Misdemeanor	CM	18	49	49	11	38
Family Abuse - Prot Order	FP	10	26	26	11	15
Motion - Prot Order	MP	1	2	2	1	1
Remand Support	RS	2	2	2	2	-
Show Cause	SC	35	128	128	42	86
Civil Support	VS	35	54	54	31	23
<b>Adult Total</b>		<b>108</b>	<b>282</b>	<b>282</b>	<b>105</b>	<b>177</b>
<b>Juvenile</b>						
Abuse or Neglect	AN	3	22	22	6	16
Non-Family Abuse Prot Order	AP	2	3	3	1	2
Child in Need of Services	CS	1	3	3	3	-
Custody Visitation	CV	76	136	136	46	88
Felony	DF	6	19	19	2	17
Misdemeanor	DM	7	33	33	13	20
Foster Care Review	FC	1	1	1	1	-
Initial Foster Care	IF	2	2	2	2	-
Motion - Prot Order	MP	19	19	19	8	11
Permanency	PH	2	2	2	2	-
Petition	PT	7	7	7	2	5
Remand Custody	RC	2	2	2	2	-
Child at Risk	RI	8	20	20	7	13
Remand Visitation	RV	2	2	2	2	-
Status	ST	0	4	4	0	4
Traffic	T	9	12	12	6	6
<b>Juvenile Total</b>		<b>147</b>	<b>287</b>	<b>287</b>	<b>103</b>	<b>182</b>
<b>Mecklenburg Totals</b>		<b>255</b>	<b>569</b>	<b>569</b>	<b>208</b>	<b>359</b>



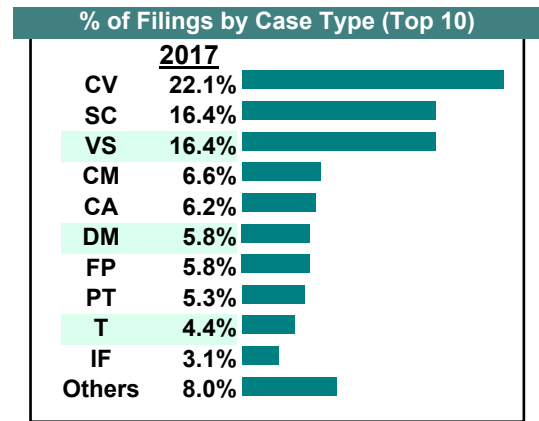
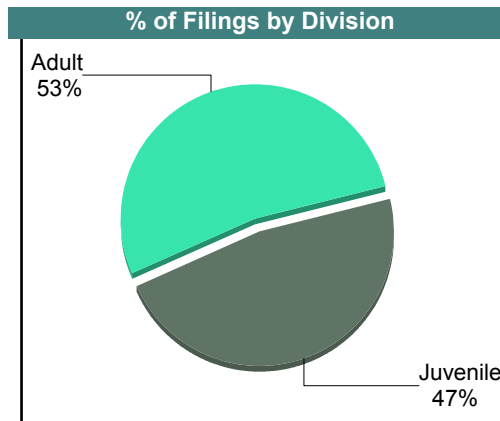
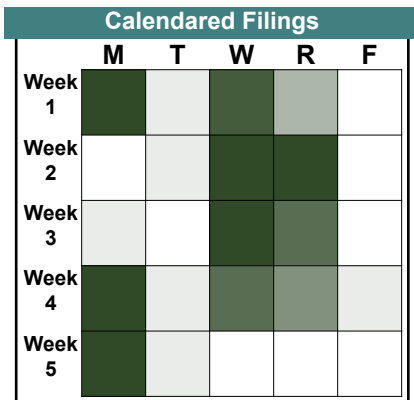
# CASELOAD STATISTICS OF THE JUVENILE & DOMESTIC RELATIONS COURTS

October 2017

**Mecklenburg**

District: 10

		<u>Filings</u>	<u>Hearings</u>	<u>Transactions</u>	<u>Concluded</u>	<u>Cont</u>
<b><u>Adult</u></b>						
Capias	CA	14	27	27	15	12
Felony	CF	1	9	9	5	4
Misdemeanor	CM	15	43	43	13	30
Family Abuse - Prot Order	FP	13	28	28	11	17
Motion - Prot Order	MP	2	2	2	2	-
Show Cause	SC	37	114	114	34	80
Civil Support	VS	37	71	71	37	34
<b>Adult Total</b>		<b>119</b>	<b>294</b>	<b>294</b>	<b>117</b>	<b>177</b>
<b><u>Juvenile</u></b>						
Abuse or Neglect	AN	5	27	27	12	15
Non-Family Abuse Prot Order	AP	4	9	9	4	5
Child in Need of Services	CS	0	1	1	1	-
Custody Visitation	CV	50	135	135	59	76
Felony	DF	1	11	11	3	8
Misdemeanor	DM	13	37	37	17	20
Initial Foster Care	IF	7	7	7	7	-
Motion - Prot Order	MP	2	3	3	3	-
Petition	PT	12	12	12	10	2
Child at Risk	RI	2	15	15	11	4
Status	ST	1	2	2	1	1
Traffic	T	10	16	16	9	7
Truancy	TR	0	1	1	0	1
<b>Juvenile Total</b>		<b>107</b>	<b>276</b>	<b>276</b>	<b>137</b>	<b>139</b>
<b>Mecklenburg Totals</b>		<b>226</b>	<b>570</b>	<b>570</b>	<b>254</b>	<b>316</b>



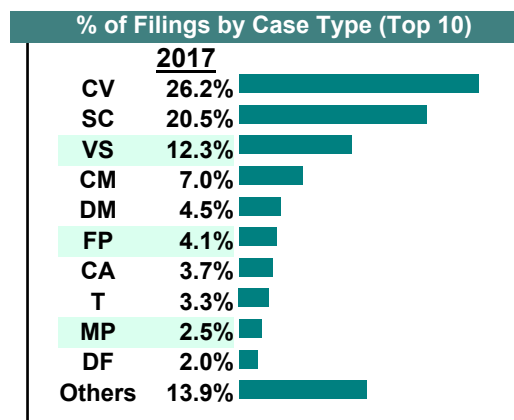
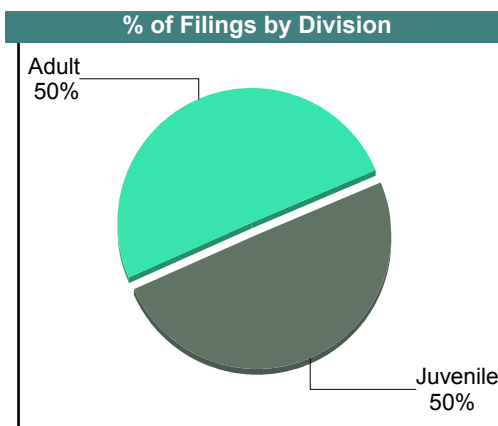
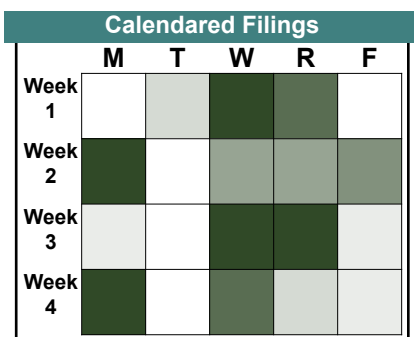
# CASELOAD STATISTICS OF THE JUVENILE & DOMESTIC RELATIONS COURTS

September 2017

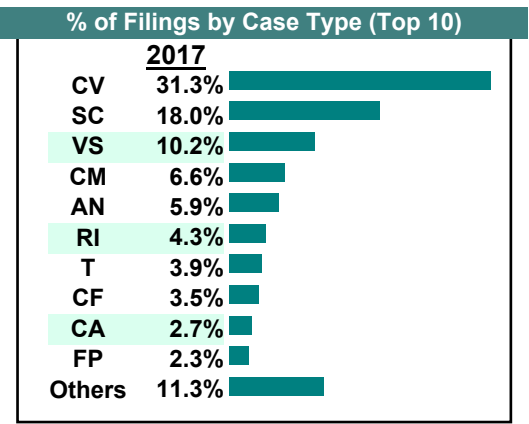
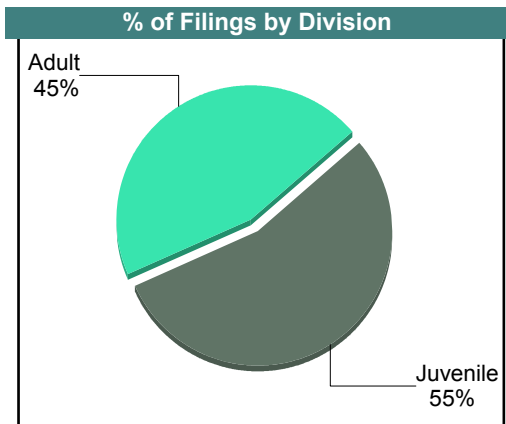

**Mecklenburg**

District: 10

		<u>Filings</u>	<u>Hearings</u>	<u>Transactions</u>	<u>Concluded</u>	<u>Cont</u>
<b>Adult</b>						
Capias	CA	9	18	18	5	13
Felony	CF	4	18	18	10	8
Misdemeanor	CM	17	65	65	25	40
Family Abuse - Prot Order	FP	10	16	16	5	11
Remand Support	RS	1	1	1	1	-
Show Cause	SC	50	123	123	43	80
SL/Other	SL	2	2	2	1	1
Civil Support	VS	30	63	63	34	29
<b>Adult Total</b>		<b>123</b>	<b>306</b>	<b>306</b>	<b>124</b>	<b>182</b>
<b>Juvenile</b>						
Abuse or Neglect	AN	3	36	36	14	22
Non-Family Abuse Prot Order	AP	0	1	1	0	1
Custody Relief	CR	0	1	1	1	-
Child in Need of Services	CS	0	6	6	1	5
Custody Visitation	CV	64	170	170	84	86
Felony	DF	5	26	26	2	24
Misdemeanor	DM	11	29	29	7	22
Foster Care Review	FC	4	4	4	4	-
Initial Foster Care	IF	1	1	1	1	-
Motion - Prot Order	MP	6	9	9	4	5
Permanency	PH	5	5	5	5	-
Petition	PT	2	4	4	4	-
Remand Custody	RC	3	3	3	3	-
Child at Risk	RI	1	25	25	7	18
Remand Visitation	RV	3	3	3	3	-
Status	ST	3	9	9	2	7
Traffic	T	8	14	14	9	5
Term Parental Rights	TP	2	2	2	2	-
Truancy	TR	0	1	1	1	-
<b>Juvenile Total</b>		<b>121</b>	<b>349</b>	<b>349</b>	<b>154</b>	<b>195</b>
<b>Mecklenburg Totals</b>		<b>244</b>	<b>655</b>	<b>655</b>	<b>278</b>	<b>377</b>



		Filings	Hearings	Transactions	Concluded	Cont
<b>Adult</b>						
Non-Family Abuse Prot Order	AP	0	1	1	1	-
Capias	CA	7	18	18	9	9
Felony	CF	9	19	19	3	16
Misdemeanor	CM	17	78	78	26	52
Family Abuse - Prot Order	FP	6	15	15	10	5
Motion - Prot Order	MP	1	1	1	1	-
Violation of PO	PV	1	1	1	1	-
Remand Support	RS	1	1	1	1	-
Show Cause	SC	46	78	78	21	57
SL/Other	SL	2	2	2	2	-
Civil Support	VS	26	53	53	27	26
<b>Adult Total</b>		<b>116</b>	<b>267</b>	<b>267</b>	<b>102</b>	<b>165</b>
<b>Juvenile</b>						
Abuse or Neglect	AN	15	70	70	30	40
Non-Family Abuse Prot Order	AP	1	2	2	0	2
Custody Relief	CR	1	1	1	1	-
Custody Visitation	CV	80	200	200	69	131
Felony	DF	4	21	21	3	18
Misdemeanor	DM	3	18	18	9	9
Foster Care Review	FC	1	1	1	1	-
Initial Foster Care	IF	1	1	1	1	-
Motion - Prot Order	MP	2	2	2	1	1
Permanency	PH	3	3	3	3	-
Petition	PT	6	10	10	10	-
Remand Custody	RC	1	1	1	1	-
Child at Risk	RI	11	39	39	8	31
Show Cause	SC	0	1	1	0	1
Status	ST	1	4	4	1	3
Traffic	T	10	14	14	4	10
Truancy	TR	0	2	2	0	2
<b>Juvenile Total</b>		<b>140</b>	<b>390</b>	<b>390</b>	<b>142</b>	<b>248</b>
<b>Mecklenburg Totals</b>		<b>256</b>	<b>657</b>	<b>657</b>	<b>244</b>	<b>413</b>



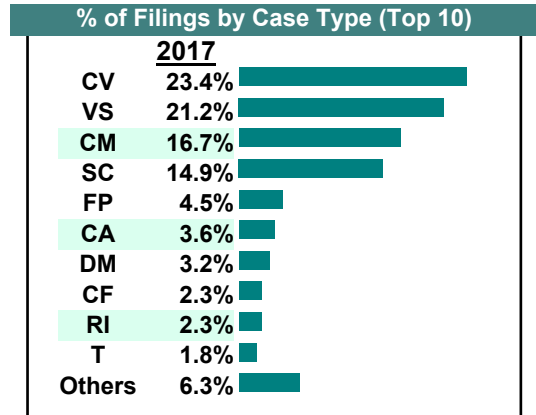
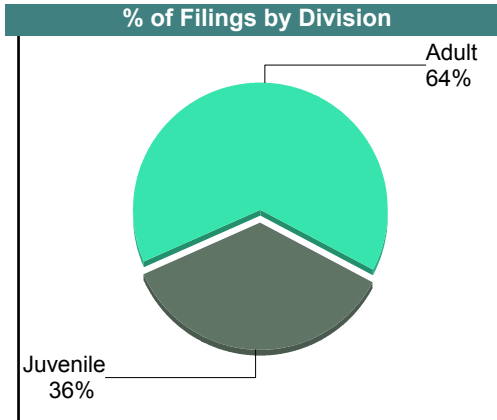
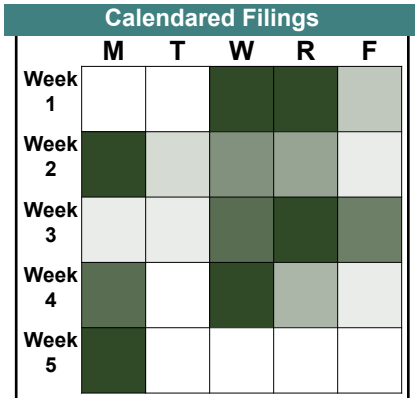
CASELOAD STATISTICS OF THE JUVENILE & DOMESTIC RELATIONS COURTS

July 2017

Mecklenburg

District: 10

		Filings	Hearings	Transactions	Concluded	Cont
<b>Adult</b>						
Non-Family Abuse Prot Order	AP	2	3	3	1	2
Capias	CA	8	17	17	7	10
Felony	CF	5	12	12	3	9
Misdemeanor	CM	37	86	86	23	63
Family Abuse - Prot Order	FP	10	27	27	15	12
Show Cause	SC	33	102	102	37	65
SL/Other	SL	1	1	1	0	1
Civil Support	VS	47	70	70	37	33
<b>Adult Total</b>		<b>143</b>	<b>318</b>	<b>318</b>	<b>123</b>	<b>195</b>
<b>Juvenile</b>						
Abuse or Neglect	AN	3	23	23	1	22
Child in Need of Services	CS	0	3	3	1	2
Custody Visitation	CV	52	152	152	80	72
Felony	DF	1	16	16	7	9
Misdemeanor	DM	7	39	39	15	24
Foster Care Review	FC	2	2	2	2	-
Initial Foster Care	IF	1	1	1	1	-
Motion - Prot Order	MP	0	2	2	2	-
Petition	PT	3	7	7	3	4
Child at Risk	RI	5	12	12	0	12
Status	ST	0	5	5	2	3
Traffic	T	4	12	12	7	5
Truancy	TR	1	3	3	0	3
<b>Juvenile Total</b>		<b>79</b>	<b>277</b>	<b>277</b>	<b>121</b>	<b>156</b>
<b>Mecklenburg Totals</b>		<b>222</b>	<b>595</b>	<b>595</b>	<b>244</b>	<b>351</b>



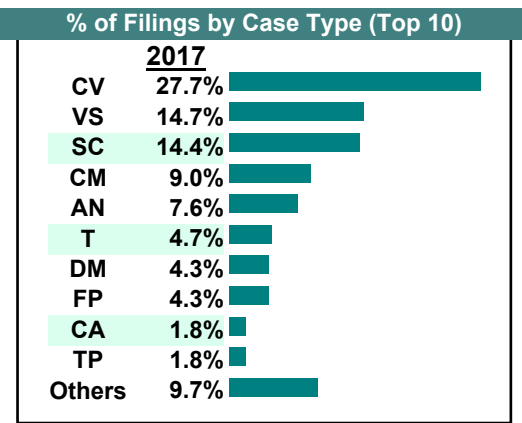
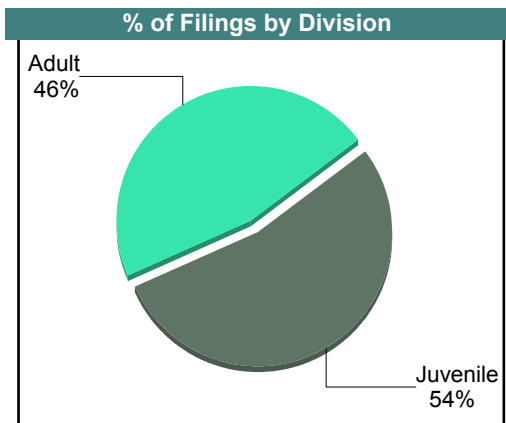

CASELOAD STATISTICS OF THE JUVENILE & DOMESTIC RELATIONS COURTS

June 2017

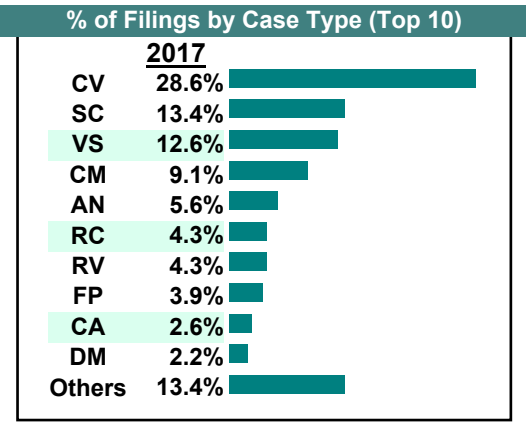
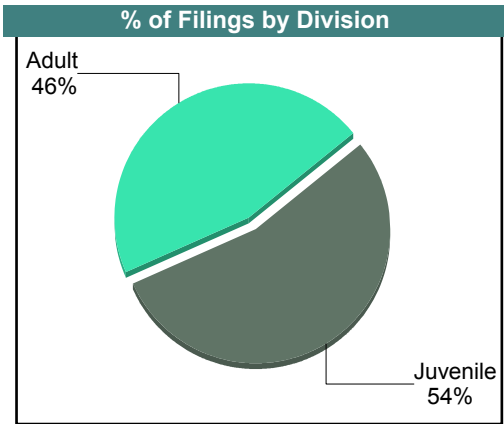

Mecklenburg

District: 10

		Filings	Hearings	Transactions	Concluded	Cont
<b>Adult</b>						
Capias	CA	5	14	14	5	9
Felony	CF	4	21	21	9	12
Misdemeanor	CM	25	71	71	17	54
Family Abuse - Prot Order	FP	12	22	22	7	15
Motion - Prot Order	MP	1	1	1	1	-
Show Cause	SC	40	109	109	42	67
SL/Other	SL	1	2	2	2	-
Civil Support	VS	41	74	74	47	27
<b>Adult Total</b>		<b>129</b>	<b>314</b>	<b>314</b>	<b>130</b>	<b>184</b>
<b>Juvenile</b>						
Abuse or Neglect	AN	21	55	55	4	51
Custody Relief	CR	1	1	1	1	-
Child in Need of Services	CS	0	4	4	1	3
Custody Visitation	CV	77	177	177	59	118
Felony	DF	1	11	11	0	11
Misdemeanor	DM	12	38	38	12	26
Foster Care Review	FC	1	1	1	1	-
Initial Foster Care	IF	3	3	3	3	-
Motion - Prot Order	MP	0	1	1	1	-
Permanency	PH	3	3	3	3	-
Petition	PT	3	6	6	2	4
Remand Custody	RC	1	1	1	1	-
Child at Risk	RI	4	11	11	0	11
Status	ST	3	12	12	2	10
Traffic	T	13	16	16	7	9
Term Parental Rights	TP	5	8	8	5	3
Truancy	TR	1	5	5	2	3
<b>Juvenile Total</b>		<b>149</b>	<b>353</b>	<b>353</b>	<b>104</b>	<b>249</b>
<b>Mecklenburg Totals</b>		<b>278</b>	<b>667</b>	<b>667</b>	<b>234</b>	<b>433</b>



		Filings	Hearings	Transactions	Concluded	Cont
<b>Adult</b>						
Non-Family Abuse Prot Order	AP	1	2	2	2	-
Capias	CA	6	8	8	2	6
Felony	CF	4	11	11	2	9
Misdemeanor	CM	21	33	33	4	29
Family Abuse - Prot Order	FP	9	19	19	6	13
Remand Support	RS	3	3	3	3	-
Show Cause	SC	31	87	87	27	60
SL/Other	SL	2	3	3	2	1
Civil Support	VS	29	48	48	28	20
<b>Adult Total</b>		<b>106</b>	<b>214</b>	<b>214</b>	<b>76</b>	<b>138</b>
<b>Juvenile</b>						
Abuse or Neglect	AN	13	35	35	4	31
Non-Family Abuse Prot Order	AP	0	1	1	1	-
Custody Relief	CR	0	1	1	0	1
Child in Need of Services	CS	1	5	5	0	5
Custody Visitation	CV	66	128	128	49	79
Felony	DF	4	31	31	21	10
Misdemeanor	DM	5	33	33	5	28
Foster Care Review	FC	1	1	1	1	-
Initial Foster Care	IF	2	2	2	2	-
Motion - Prot Order	MP	3	3	3	0	3
Permanency	PH	2	2	2	2	-
Petition	PT	3	4	4	2	2
Remand Custody	RC	10	10	10	10	-
Child at Risk	RI	0	7	7	6	1
Remand Visitation	RV	10	10	10	10	-
Show Cause	SC	0	3	3	0	3
Status	ST	0	2	2	0	2
Traffic	T	4	5	5	4	1
Truancy	TR	1	5	5	1	4
<b>Juvenile Total</b>		<b>125</b>	<b>288</b>	<b>288</b>	<b>118</b>	<b>170</b>
<b>Mecklenburg Totals</b>		<b>231</b>	<b>502</b>	<b>502</b>	<b>194</b>	<b>308</b>



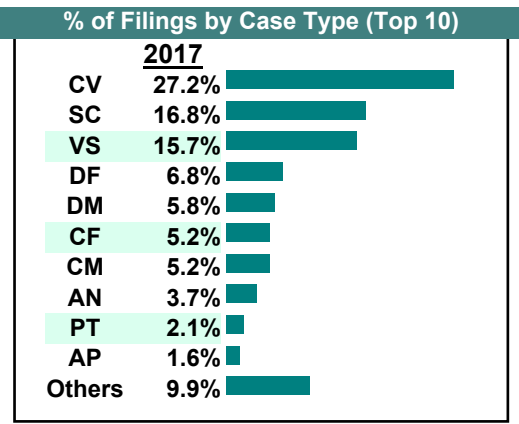
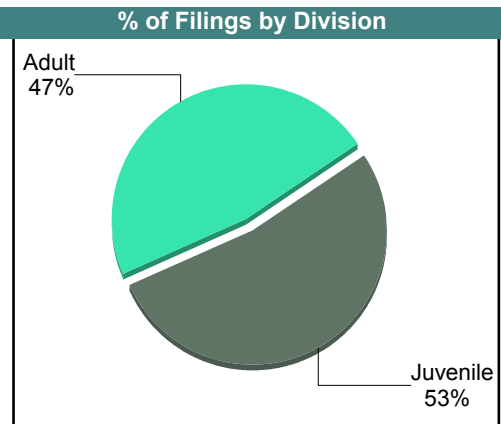
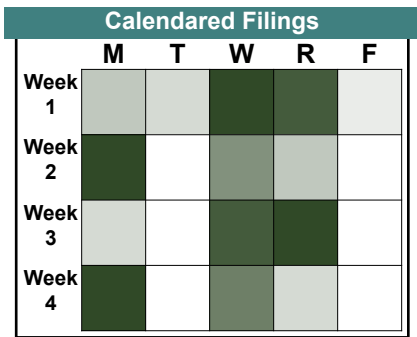
**CASELOAD STATISTICS OF THE JUVENILE & DOMESTIC RELATIONS COURTS**

**Mecklenburg**

District: 10

April 2017

		<u>Filings</u>	<u>Hearings</u>	<u>Transactions</u>	<u>Concluded</u>	<u>Cont</u>
<b>Adult</b>						
Non-Family Abuse Prot Order	AP	2	4	4	1	3
Capias	CA	2	9	9	3	6
Felony	CF	10	20	20	4	16
Misdemeanor	CM	10	29	29	16	13
Family Abuse - Prot Order	FP	3	8	8	5	3
Remand Support	RS	1	1	1	1	-
Show Cause	SC	32	119	119	40	79
Civil Support	VS	30	57	57	32	25
<b>Adult Total</b>		<b>90</b>	<b>247</b>	<b>247</b>	<b>102</b>	<b>145</b>
<b>Juvenile</b>						
Abuse or Neglect	AN	7	29	29	3	26
Non-Family Abuse Prot Order	AP	1	2	2	0	2
Custody Relief	CR	1	2	2	0	2
Child in Need of Services	CS	1	3	3	0	3
Custody Visitation	CV	52	118	118	59	59
Felony	DF	13	81	81	19	62
Misdemeanor	DM	11	43	43	10	33
Entrustment	ET	1	1	1	1	-
Foster Care Review	FC	1	1	1	1	-
Initial Foster Care	IF	1	1	1	1	-
Motion - Prot Order	MP	3	6	6	6	-
Permanency	PH	3	3	3	3	-
Petition	PT	4	5	5	3	2
Remand Custody	RC	1	1	1	1	-
Child at Risk	RI	0	9	9	0	9
Show Cause	SC	0	1	1	0	1
Status	ST	0	8	8	5	3
Traffic	T	1	15	15	8	7
Truancy	TR	0	2	2	0	2
<b>Juvenile Total</b>		<b>101</b>	<b>331</b>	<b>331</b>	<b>120</b>	<b>211</b>
<b>Mecklenburg Totals</b>		<b>191</b>	<b>578</b>	<b>578</b>	<b>222</b>	<b>356</b>





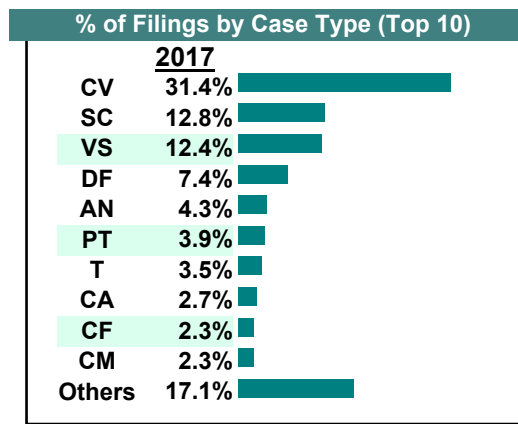
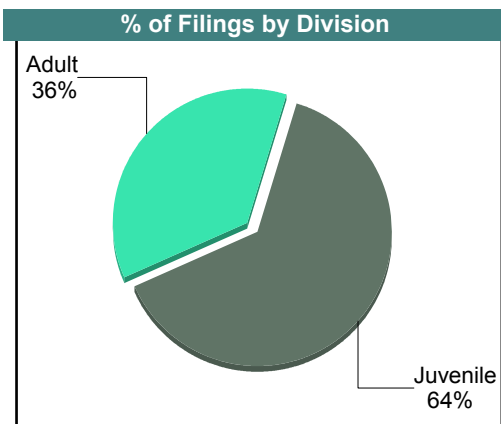

**CASELOAD STATISTICS OF THE JUVENILE & DOMESTIC RELATIONS COURTS**

March 2017

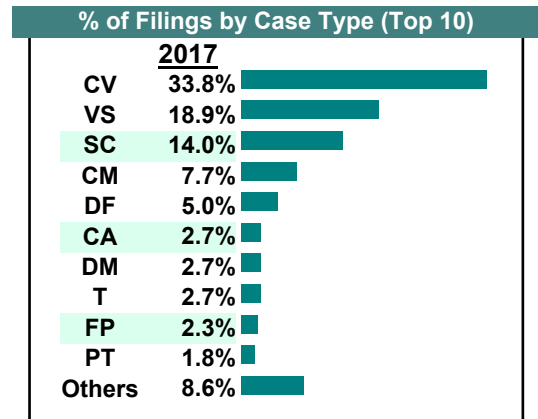
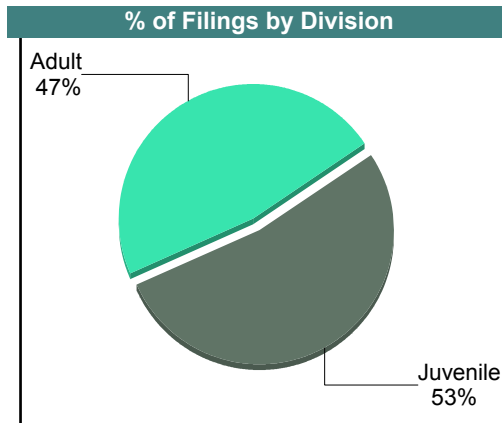

**Mecklenburg**

District: 10

		<u>Filings</u>	<u>Hearings</u>	<u>Transactions</u>	<u>Concluded</u>	<u>Cont</u>
<b><u>Adult</u></b>						
Capias	CA	7	17	17	9	8
Felony	CF	6	11	11	6	5
Misdemeanor	CM	6	44	44	16	28
Family Abuse - Prot Order	FP	5	10	10	4	6
Motion - Prot Order	MP	3	4	4	4	-
Remand Support	RS	2	2	2	2	-
Show Cause	SC	32	115	115	38	77
SL/Other	SL	1	2	2	1	1
Civil Support	VS	32	68	68	43	25
<b>Adult Total</b>		<b>94</b>	<b>273</b>	<b>273</b>	<b>123</b>	<b>150</b>
<b><u>Juvenile</u></b>						
Abuse or Neglect	AN	11	30	30	2	28
Non-Family Abuse Prot Order	AP	0	1	1	1	-
Child in Need of Services	CS	2	5	5	0	5
Custody Visitation	CV	81	158	158	51	107
Felony	DF	19	66	66	13	53
Misdemeanor	DM	6	29	29	5	24
Foster Care Review	FC	2	2	2	2	-
Initial Foster Care	IF	2	2	2	2	-
Motion - Prot Order	MP	2	5	5	0	5
Protective Order	PC	1	1	1	1	-
Permanency	PH	4	4	4	4	-
Petition	PT	10	13	13	12	1
Remand Custody	RC	3	3	3	3	-
Child at Risk	RI	6	23	23	2	21
Remand Visitation	RV	2	2	2	2	-
Show Cause	SC	1	2	2	0	2
Status	ST	3	14	14	0	14
Traffic	T	9	9	9	2	7
Truancy	TR	0	3	3	0	3
<b>Juvenile Total</b>		<b>164</b>	<b>372</b>	<b>372</b>	<b>102</b>	<b>270</b>
<b>Mecklenburg Totals</b>		<b>258</b>	<b>645</b>	<b>645</b>	<b>225</b>	<b>420</b>



		Filings	Hearings	Transactions	Concluded	Cont
<b>Adult</b>						
Capias	CA	6	17	17	11	6
Felony	CF	1	2	2	0	2
Misdemeanor	CM	17	52	52	19	33
Family Abuse - Prot Order	FP	5	15	15	6	9
Motion - Prot Order	MP	1	1	1	0	1
Remand Support	RS	0	1	1	1	-
Show Cause	SC	31	106	106	36	70
SL/Other	SL	2	2	2	1	1
Civil Support	VS	42	79	79	46	33
<b>Adult Total</b>		<b>105</b>	<b>275</b>	<b>275</b>	<b>120</b>	<b>155</b>
<b>Juvenile</b>						
Abuse or Neglect	AN	0	9	9	0	9
Non-Family Abuse Prot Order	AP	2	2	2	1	1
Child in Need of Services	CS	0	2	2	0	2
Custody Visitation	CV	75	122	122	48	74
Felony	DF	11	44	44	8	36
Misdemeanor	DM	6	30	30	6	24
Foster Care Review	FC	1	1	1	1	-
Permanency	PH	1	1	1	1	-
Petition	PT	4	12	12	9	3
Remand Custody	RC	3	3	3	3	-
Child at Risk	RI	2	26	26	0	26
Remand Visitation	RV	3	3	3	3	-
Status	ST	1	3	3	1	2
Traffic	T	6	10	10	5	5
Term Parental Rights	TP	1	3	3	3	-
Truancy	TR	1	2	2	0	2
<b>Juvenile Total</b>		<b>117</b>	<b>273</b>	<b>273</b>	<b>89</b>	<b>184</b>
<b>Mecklenburg Totals</b>		<b>222</b>	<b>548</b>	<b>548</b>	<b>209</b>	<b>339</b>



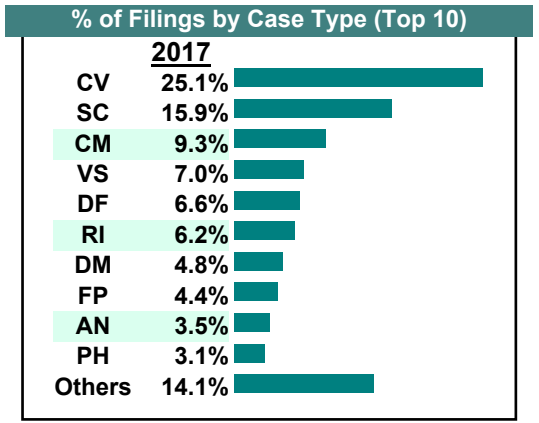
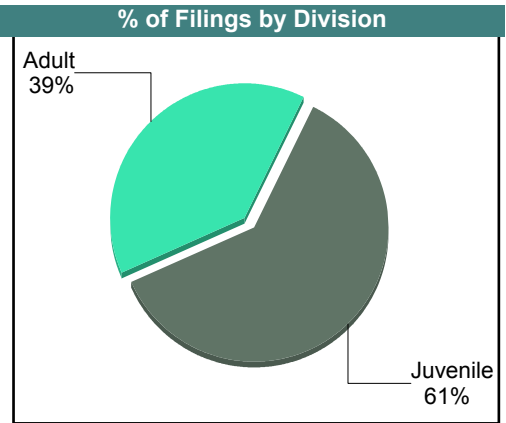
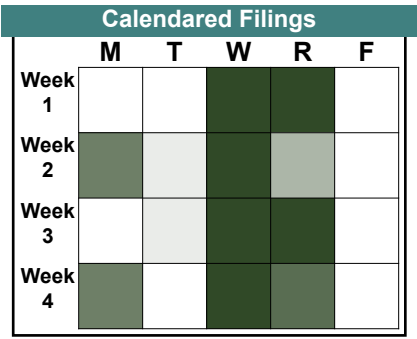
**CASELOAD STATISTICS OF THE JUVENILE & DOMESTIC RELATIONS COURTS**

January 2017

**Mecklenburg**

District: 10

		<u>Filings</u>	<u>Hearings</u>	<u>Transactions</u>	<u>Concluded</u>	<u>Cont</u>
<b><u>Adult</u></b>						
Capias	CA	2	13	13	7	6
Felony	CF	0	4	4	1	3
Misdemeanor	CM	21	53	53	14	39
Family Abuse - Prot Order	FP	10	16	16	6	10
Motion - Prot Order	MP	2	2	2	2	-
Show Cause	SC	36	88	88	27	61
SL/Other	SL	1	1	1	1	-
Civil Support	VS	16	43	43	3	40
<b>Adult Total</b>		<b>88</b>	<b>220</b>	<b>220</b>	<b>61</b>	<b>159</b>
<b><u>Juvenile</u></b>						
Abuse or Neglect	AN	8	15	15	1	14
Non-Family Abuse Prot Order	AP	1	3	3	2	1
Custody Relief	CR	0	1	1	1	-
Child in Need of Services	CS	0	4	4	2	2
Custody Visitation	CV	57	154	154	69	85
Felony	DF	15	28	28	1	27
Misdemeanor	DM	11	37	37	6	31
Initial Foster Care	IF	2	2	2	2	-
Motion - Prot Order	MP	3	4	4	1	3
Permanency	PH	7	7	7	7	-
Petition	PT	5	7	7	0	7
Child at Risk	RI	14	29	29	3	26
Status	ST	7	15	15	4	11
Traffic	T	7	10	10	2	8
Term Parental Rights	TP	1	2	2	0	2
Truancy	TR	1	1	1	0	1
<b>Juvenile Total</b>		<b>139</b>	<b>319</b>	<b>319</b>	<b>101</b>	<b>218</b>
<b>Mecklenburg Totals</b>		<b>227</b>	<b>539</b>	<b>539</b>	<b>162</b>	<b>377</b>



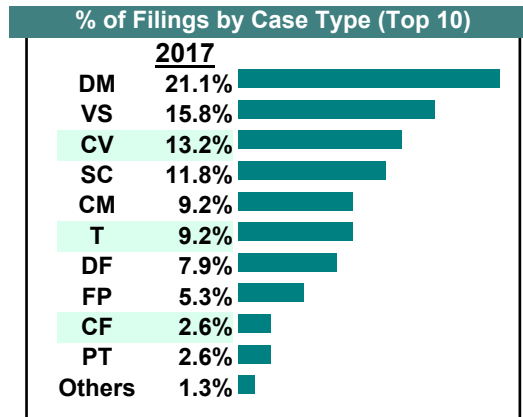
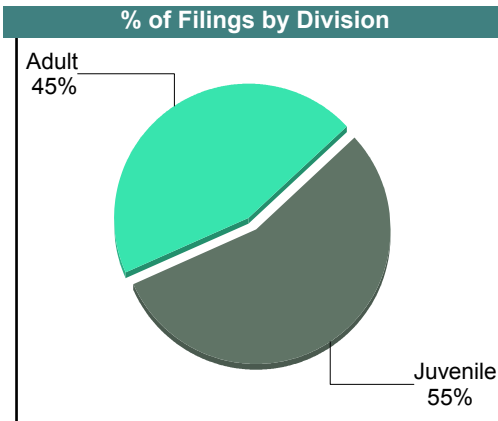
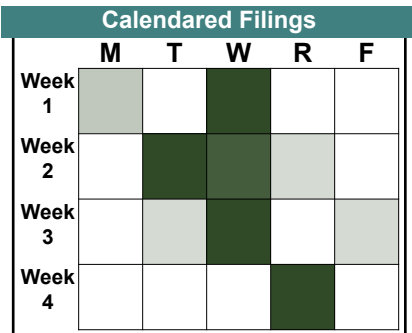
**CASELOAD STATISTICS OF THE JUVENILE & DOMESTIC RELATIONS COURTS**

**Prince Edward**

December 2017

District: 10

		<u>Filings</u>	<u>Hearings</u>	<u>Transactions</u>	<u>Concluded</u>	<u>Cont</u>
<b>Adult</b>						
Capias	CA	0	2	2	1	1
Felony	CF	2	7	7	2	5
Misdemeanor	CM	7	25	25	9	16
Family Abuse - Prot Order	FP	4	8	8	1	6
Show Cause	SC	9	32	32	7	23
Civil Support	VS	12	27	27	9	17
<b>Adult Total</b>		<b>34</b>	<b>101</b>	<b>101</b>	<b>29</b>	<b>68</b>
<b>Juvenile</b>						
Non-Family Abuse Prot Order	AP	0	2	2	2	-
Custody Visitation	CV	10	35	35	20	12
Felony	DF	6	8	8	0	8
Misdemeanor	DM	16	26	26	7	19
Motion - Prot Order	MP	0	1	1	1	-
Petition	PT	2	2	2	2	-
Status	ST	0	2	2	1	1
Traffic	T	7	11	11	5	6
Truancy	TR	1	3	3	0	3
<b>Juvenile Total</b>		<b>42</b>	<b>90</b>	<b>90</b>	<b>38</b>	<b>49</b>
<b>Prince Edward Totals</b>		<b>76</b>	<b>191</b>	<b>191</b>	<b>67</b>	<b>117</b>



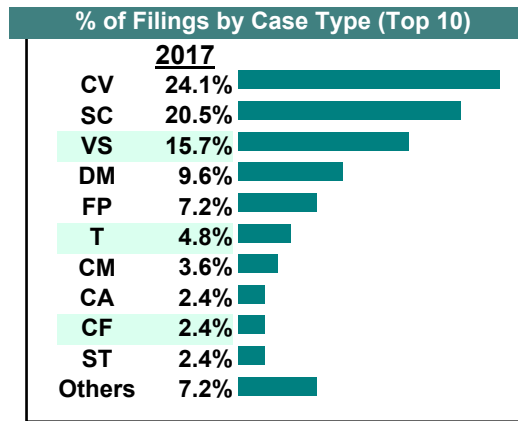
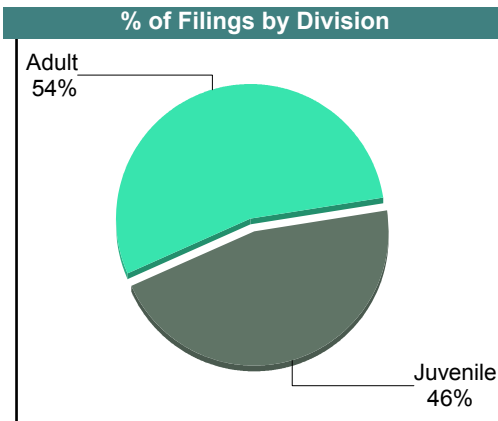

**CASELOAD STATISTICS OF THE JUVENILE & DOMESTIC RELATIONS COURTS**

**Prince Edward**

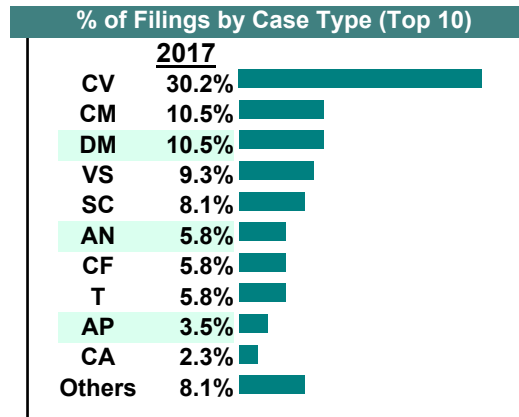
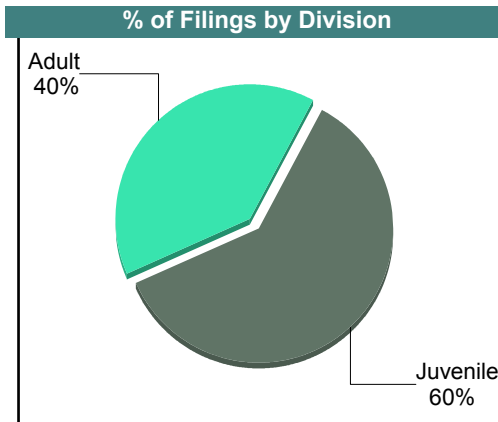
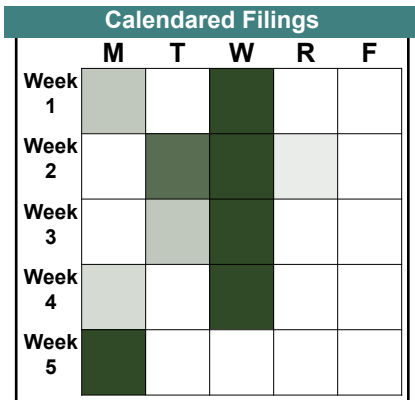
November 2017

District: 10

		<u>Filings</u>	<u>Hearings</u>	<u>Transactions</u>	<u>Concluded</u>	<u>Cont</u>
<b><u>Adult</u></b>						
Capias	CA	2	4	4	3	1
Felony	CF	2	21	21	16	5
Misdemeanor	CM	3	13	13	2	11
Family Abuse - Prot Order	FP	6	9	9	5	4
Other	OT	1	2	2	2	-
Show Cause	SC	17	44	44	16	28
SL/Other	SL	1	1	1	1	-
Civil Support	VS	13	32	32	14	18
<b>Adult Total</b>		<b>45</b>	<b>126</b>	<b>126</b>	<b>59</b>	<b>67</b>
<b><u>Juvenile</u></b>						
Abuse or Neglect	AN	0	5	5	0	5
Non-Family Abuse Prot Order	AP	0	2	2	0	2
Child in Need of Services	CS	0	2	2	2	-
Custody Visitation	CV	20	51	51	27	24
Felony	DF	0	2	2	0	2
Misdemeanor	DM	8	14	14	7	7
Foster Care Review	FC	0	1	1	1	-
Petition	PT	1	2	2	1	1
Status	ST	2	3	3	1	2
Traffic	T	4	8	8	6	2
Truancy	TR	2	4	4	0	4
Voluntary Continuing Services Agreement	VA	1	1	1	1	-
<b>Juvenile Total</b>		<b>38</b>	<b>95</b>	<b>95</b>	<b>46</b>	<b>49</b>
<b>Prince Edward Totals</b>		<b>83</b>	<b>221</b>	<b>221</b>	<b>105</b>	<b>116</b>

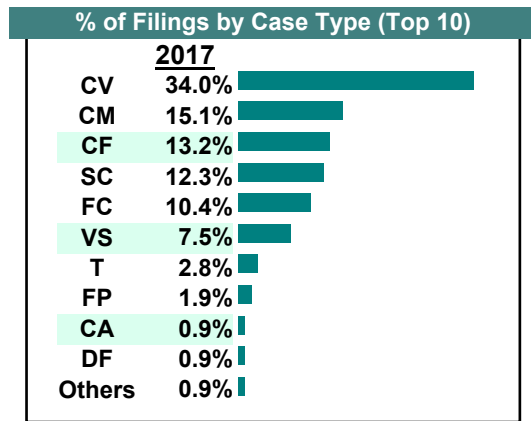
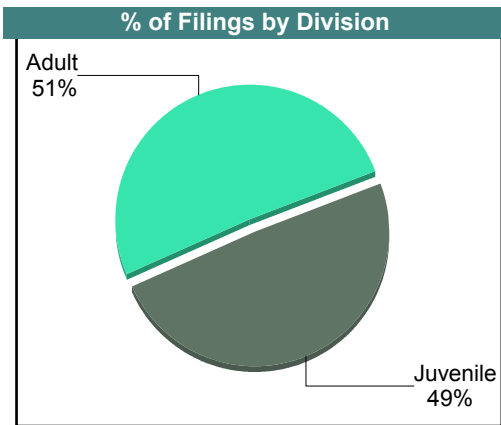



		Filings	Hearings	Transactions	Concluded	Cont
<b>Adult</b>						
Non-Family Abuse Prot Order	AP	1	2	2	1	1
Capias	CA	2	5	5	1	4
Felony	CF	5	21	21	1	20
Misdemeanor	CM	9	32	32	12	20
Family Abuse - Prot Order	FP	2	5	5	4	1
Show Cause	SC	7	29	29	7	22
Civil Support	VS	8	22	22	5	17
<b>Adult Total</b>		<b>34</b>	<b>116</b>	<b>116</b>	<b>31</b>	<b>85</b>
<b>Juvenile</b>						
Abuse or Neglect	AN	5	6	6	1	5
Non-Family Abuse Prot Order	AP	2	4	4	0	4
Child in Need of Services	CS	0	2	2	1	1
Custody Visitation	CV	26	74	74	47	26
Felony	DF	0	1	1	0	1
Misdemeanor	DM	9	15	15	3	12
Foster Care Review	FC	1	2	2	1	1
Initial Foster Care	IF	1	1	1	1	-
Permanency	PH	1	1	1	1	-
Remand Custody	RC	1	1	1	1	-
Show Cause	SC	0	14	14	7	7
Status	ST	1	1	1	0	1
Traffic	T	5	6	6	2	4
Truancy	TR	0	1	1	0	1
<b>Juvenile Total</b>		<b>52</b>	<b>129</b>	<b>129</b>	<b>65</b>	<b>63</b>
<b>Prince Edward Totals</b>		<b>86</b>	<b>245</b>	<b>245</b>	<b>96</b>	<b>148</b>



September 2017

		Filings	Hearings	Transactions	Concluded	Cont
<b>Adult</b>						
Capias	CA	1	5	5	3	2
Felony	CF	14	20	21	3	16
Misdemeanor	CM	16	42	42	16	25
Family Abuse - Prot Order	FP	2	5	5	4	1
Other	OT	0	1	1	0	1
Show Cause	SC	13	47	47	16	31
Civil Support	VS	8	25	25	12	13
<b>Adult Total</b>		<b>54</b>	<b>145</b>	<b>146</b>	<b>54</b>	<b>89</b>
<b>Juvenile</b>						
Child in Need of Services	CS	0	2	2	0	2
Custody Visitation	CV	36	58	58	44	14
Felony	DF	1	5	5	0	5
Misdemeanor	DM	1	19	19	9	10
Foster Care Review	FC	11	11	11	11	-
Motion - Prot Order	MP	0	1	1	0	1
Permanency	PH	0	1	1	1	-
Petition	PT	0	1	1	1	-
Show Cause	SC	0	6	6	0	6
Status	ST	0	1	1	1	-
Traffic	T	3	4	4	2	2
Truancy	TR	0	1	1	1	-
<b>Juvenile Total</b>		<b>52</b>	<b>110</b>	<b>110</b>	<b>70</b>	<b>40</b>
<b>Prince Edward Totals</b>		<b>106</b>	<b>255</b>	<b>256</b>	<b>124</b>	<b>129</b>



**CASELOAD STATISTICS OF THE JUVENILE & DOMESTIC RELATIONS COURTS**

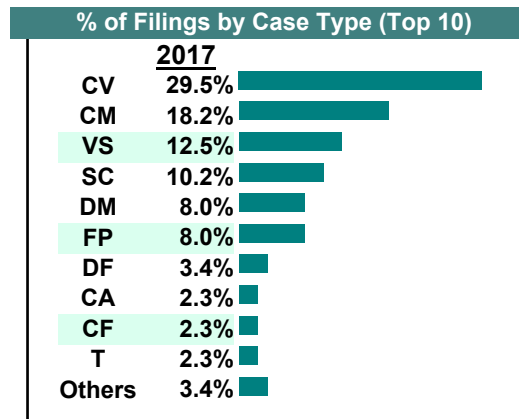
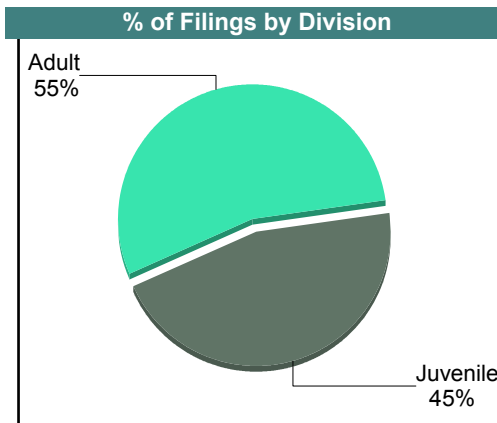
**Prince Edward**

District: 10

August 2017

		<u>Filings</u>	<u>Hearings</u>	<u>Transactions</u>	<u>Concluded</u>	<u>Cont</u>
<b><u>Adult</u></b>						
Capias	CA	2	5	5	0	5
Felony	CF	2	6	6	2	4
Misdemeanor	CM	16	29	29	8	21
Family Abuse - Prot Order	FP	7	9	9	6	3
Remand Support	RS	1	1	1	1	-
Show Cause	SC	9	27	27	6	21
Civil Support	VS	11	42	42	14	28
<b>Adult Total</b>		<b>48</b>	<b>119</b>	<b>119</b>	<b>37</b>	<b>82</b>
<b><u>Juvenile</u></b>						
Child in Need of Services	CS	1	2	2	0	2
Custody Visitation	CV	26	52	52	20	32
Felony	DF	3	8	8	5	3
Misdemeanor	DM	7	26	26	16	10
Status	ST	1	1	1	0	1
Traffic	T	2	4	4	3	1
<b>Juvenile Total</b>		<b>40</b>	<b>93</b>	<b>93</b>	<b>44</b>	<b>49</b>
<b>Prince Edward Totals</b>		<b>88</b>	<b>212</b>	<b>212</b>	<b>81</b>	<b>131</b>

Calendared Filings					
	M	T	W	R	F
Week 1					
Week 2					
Week 3					
Week 4					
Week 5					





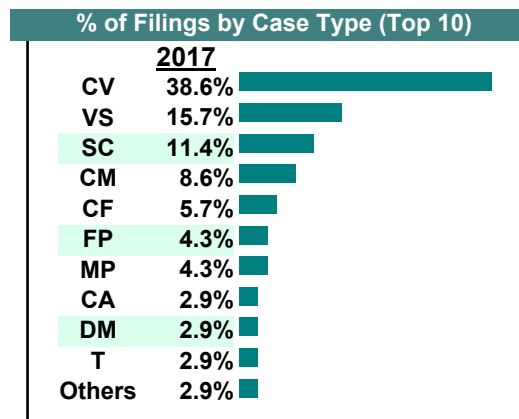
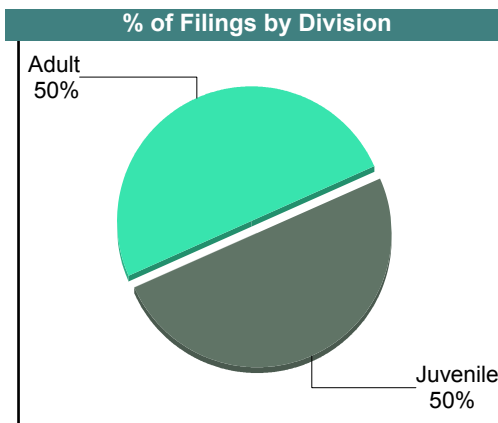
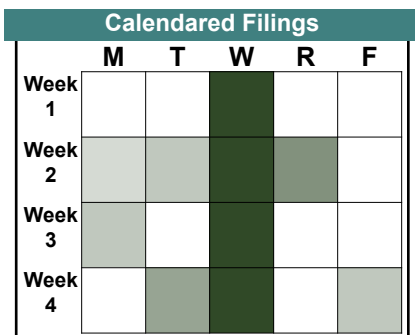
**CASELOAD STATISTICS OF THE JUVENILE & DOMESTIC RELATIONS COURTS**

**Prince Edward**

July 2017

District: 10

		<u>Filings</u>	<u>Hearings</u>	<u>Transactions</u>	<u>Concluded</u>	<u>Cont</u>
<b><u>Adult</u></b>						
Capias	CA	2	2	2	0	2
Felony	CF	4	14	14	4	10
Misdemeanor	CM	6	40	40	25	15
Family Abuse - Prot Order	FP	3	8	8	6	2
Motion - Prot Order	MP	1	1	1	1	-
Other	OT	0	1	1	0	1
Show Cause	SC	8	33	33	8	25
Civil Support	VS	11	20	20	9	11
<b>Adult Total</b>		<b>35</b>	<b>119</b>	<b>119</b>	<b>53</b>	<b>66</b>
<b><u>Juvenile</u></b>						
Non-Family Abuse Prot Order	AP	0	1	1	1	-
Child in Need of Services	CS	0	1	1	0	1
Custody Visitation	CV	27	51	51	26	25
Felony	DF	0	15	15	10	5
Misdemeanor	DM	2	12	12	5	7
Motion - Prot Order	MP	2	2	2	2	-
Violation Fam Abuse PO	PS	0	1	1	1	-
Petition	PT	1	2	2	0	2
Show Cause	SC	0	8	8	1	7
Status	ST	1	1	1	1	-
Traffic	T	2	7	7	4	3
Truancy	TR	0	1	1	0	1
<b>Juvenile Total</b>		<b>35</b>	<b>102</b>	<b>102</b>	<b>51</b>	<b>51</b>
<b>Prince Edward Totals</b>		<b>70</b>	<b>221</b>	<b>221</b>	<b>104</b>	<b>117</b>



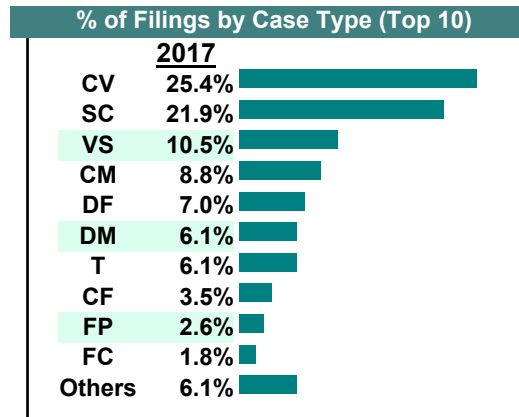
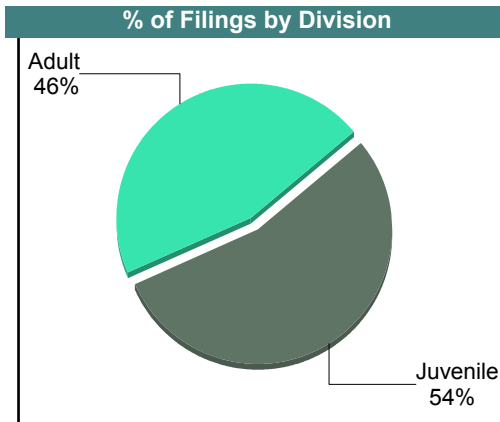
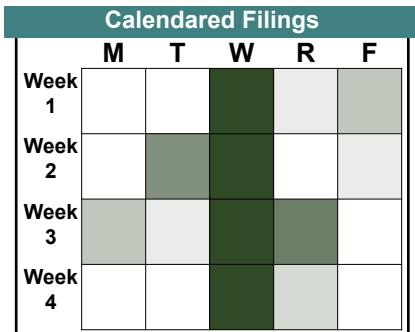
CASELOAD STATISTICS OF THE JUVENILE & DOMESTIC RELATIONS COURTS

Prince Edward

District: 10

June 2017

		Filings	Hearings	Transactions	Concluded	Cont
<b>Adult</b>						
Capias	CA	0	2	2	1	1
Felony	CF	4	17	17	9	8
Misdemeanor	CM	10	34	34	7	27
Family Abuse - Prot Order	FP	3	10	10	6	4
Show Cause	SC	22	39	39	10	29
SL/Other	SL	1	1	1	1	-
Civil Support	VS	12	33	33	16	17
<b>Adult Total</b>		<b>52</b>	<b>136</b>	<b>136</b>	<b>50</b>	<b>86</b>
<b>Juvenile</b>						
Abuse or Neglect	AN	0	7	7	6	1
Child in Need of Services	CS	1	1	1	0	1
Custody Visitation	CV	29	70	70	45	25
Felony	DF	8	12	12	2	10
Misdemeanor	DM	7	15	15	4	11
Foster Care Review	FC	2	2	2	1	1
Initial Foster Care	IF	2	2	2	2	-
Motion - Prot Order	MP	0	1	1	0	1
Permanency	PH	1	1	1	0	1
Remand Custody	RC	2	2	2	2	-
Child at Risk	RI	0	1	1	1	-
Show Cause	SC	3	9	9	1	8
Traffic	T	7	10	10	5	5
Truancy	TR	0	2	2	0	2
<b>Juvenile Total</b>		<b>62</b>	<b>135</b>	<b>135</b>	<b>69</b>	<b>66</b>
<b>Prince Edward Totals</b>		<b>114</b>	<b>271</b>	<b>271</b>	<b>119</b>	<b>152</b>



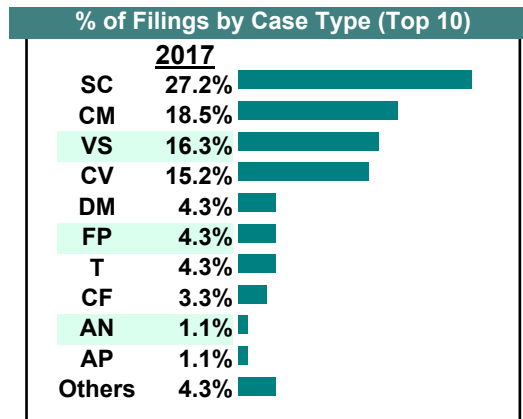
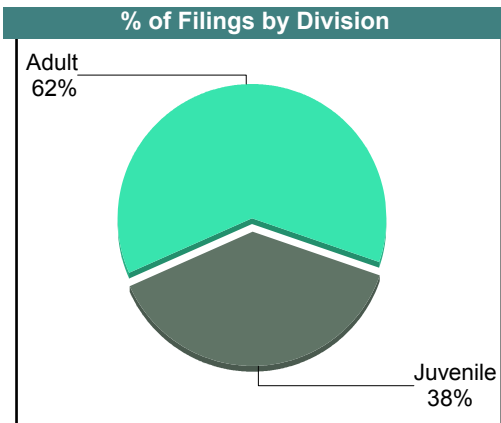

**CASELOAD STATISTICS OF THE JUVENILE & DOMESTIC RELATIONS COURTS**

**Prince Edward**

May 2017

District: 10

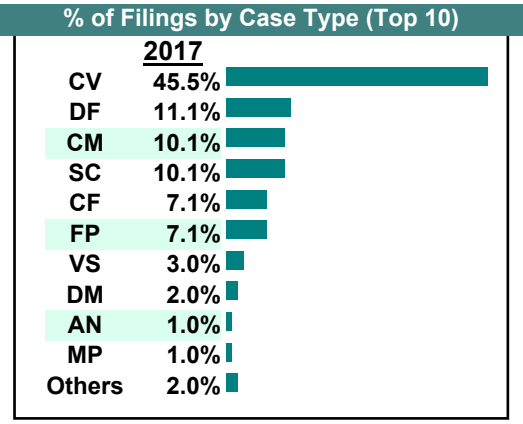
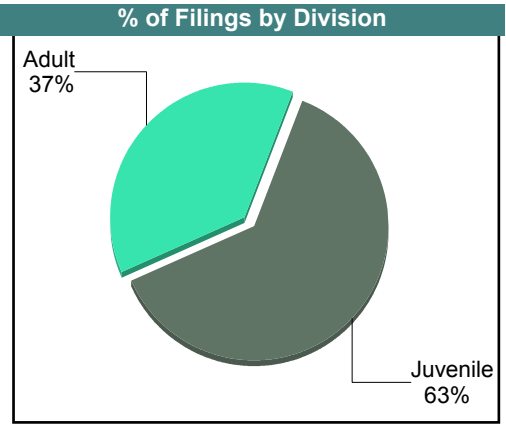
		<u>Filings</u>	<u>Hearings</u>	<u>Transactions</u>	<u>Concluded</u>	<u>Cont</u>
<b>Adult</b>						
Capias	CA	0	3	3	1	2
Felony	CF	3	11	11	2	9
Misdemeanor	CM	17	46	46	16	30
Family Abuse - Prot Order	FP	4	10	10	3	7
Show Cause	SC	18	34	34	6	28
Civil Support	VS	15	27	27	12	15
<b>Adult Total</b>		<b>57</b>	<b>131</b>	<b>131</b>	<b>40</b>	<b>91</b>
<b>Juvenile</b>						
Abuse or Neglect	AN	1	4	4	1	3
Non-Family Abuse Prot Order	AP	1	2	2	0	2
Child in Need of Services	CS	0	1	1	0	1
Custody Visitation	CV	14	77	77	37	40
Felony	DF	0	25	25	14	11
Misdemeanor	DM	4	20	20	10	10
Motion - Prot Order	MP	1	1	1	0	1
Violation Fam Abuse PO	PS	1	1	1	0	1
Petition	PT	0	2	2	1	1
Child at Risk	RI	0	1	1	0	1
Show Cause	SC	7	10	10	4	6
Status	ST	1	1	1	1	-
Traffic	T	4	5	5	1	4
Truancy	TR	1	2	2	1	1
<b>Juvenile Total</b>		<b>35</b>	<b>152</b>	<b>152</b>	<b>70</b>	<b>82</b>
<b>Prince Edward Totals</b>		<b>92</b>	<b>283</b>	<b>283</b>	<b>110</b>	<b>173</b>



April 2017

		<u>Filings</u>	<u>Hearings</u>	<u>Transactions</u>	<u>Concluded</u>	<u>Cont</u>
<b>Adult</b>						
Capias	CA	0	2	2	1	1
Felony	CF	7	10	10	3	7
Misdemeanor	CM	10	16	16	2	14
Family Abuse - Prot Order	FP	7	8	8	0	8
Motion - Prot Order	MP	1	1	1	1	-
Show Cause	SC	9	27	27	5	22
Civil Support	VS	3	27	27	6	21
<b>Adult Total</b>		<b>37</b>	<b>91</b>	<b>91</b>	<b>18</b>	<b>73</b>
<b>Juvenile</b>						
Abuse or Neglect	AN	1	7	7	5	2
Child in Need of Services	CS	0	1	1	0	1
Custody Visitation	CV	45	72	72	31	41
Felony	DF	11	13	13	0	13
Misdemeanor	DM	2	6	6	3	3
Child at Risk	RI	1	2	2	0	2
Show Cause	SC	1	5	5	3	2
Traffic	T	1	3	3	2	1
<b>Juvenile Total</b>		<b>62</b>	<b>109</b>	<b>109</b>	<b>44</b>	<b>65</b>
<b>Prince Edward Totals</b>		<b>99</b>	<b>200</b>	<b>200</b>	<b>62</b>	<b>138</b>

Calendared Filings					
	M	T	W	R	F
Week 1					
Week 2					
Week 3					
Week 4					



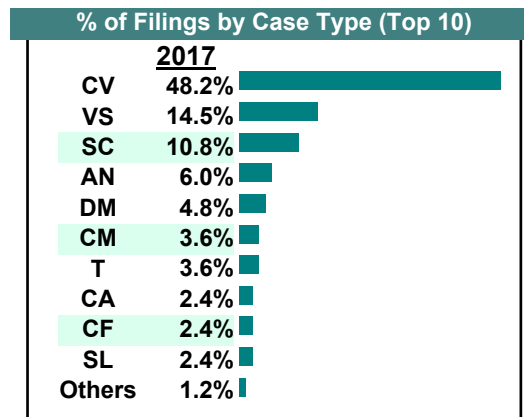
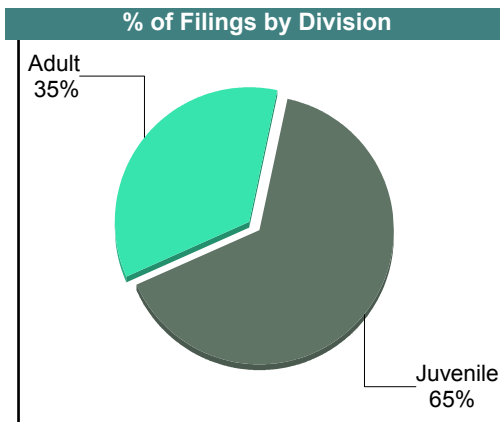

**CASELOAD STATISTICS OF THE JUVENILE & DOMESTIC RELATIONS COURTS**

**Prince Edward**

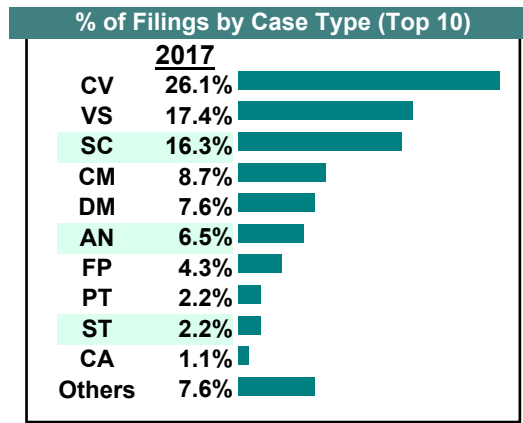
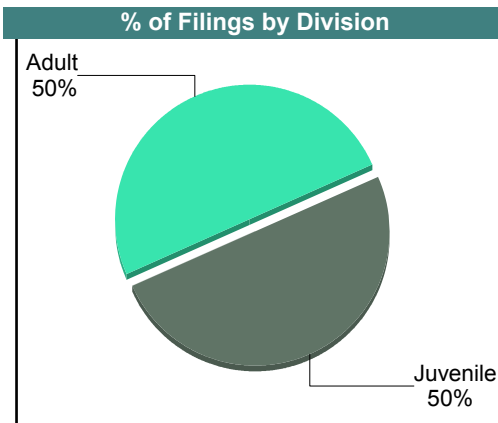

**March 2017**

District: 10

		<u>Filings</u>	<u>Hearings</u>	<u>Transactions</u>	<u>Concluded</u>	<u>Cont</u>
<b><u>Adult</u></b>						
Capias	CA	2	6	6	2	4
Felony	CF	2	10	10	3	7
Misdemeanor	CM	3	32	32	12	20
Family Abuse - Prot Order	FP	0	5	5	3	2
Motion - Prot Order	MP	0	1	1	1	-
Other	OT	0	1	1	0	1
Show Cause	SC	8	21	21	13	8
SL/Other	SL	2	2	2	2	-
Civil Support	VS	12	41	41	15	26
<b>Adult Total</b>		<b>29</b>	<b>119</b>	<b>119</b>	<b>51</b>	<b>68</b>
<b><u>Juvenile</u></b>						
Abuse or Neglect	AN	5	15	15	0	15
Custody Visitation	CV	40	76	76	27	49
Felony	DF	1	3	3	0	3
Misdemeanor	DM	4	12	12	2	10
Show Cause	SC	1	7	7	0	7
Status	ST	0	2	2	2	-
Traffic	T	3	3	3	3	-
Truancy	TR	0	1	1	0	1
<b>Juvenile Total</b>		<b>54</b>	<b>119</b>	<b>119</b>	<b>34</b>	<b>85</b>
<b>Prince Edward Totals</b>		<b>83</b>	<b>238</b>	<b>238</b>	<b>85</b>	<b>153</b>



		Filings	Hearings	Transactions	Concluded	Cont
<b>Adult</b>						
Capias	CA	1	5	5	2	3
Felony	CF	1	10	10	4	6
Misdemeanor	CM	8	49	49	27	22
Family Abuse - Prot Order	FP	4	9	9	6	3
Motion - Prot Order	MP	1	2	2	0	2
Show Cause	SC	15	33	33	15	18
Civil Support	VS	16	39	39	15	24
<b>Adult Total</b>		<b>46</b>	<b>147</b>	<b>147</b>	<b>69</b>	<b>78</b>
<b>Juvenile</b>						
Abuse or Neglect	AN	6	7	7	0	7
Child in Need of Services	CS	1	3	3	0	3
Custody Visitation	CV	24	75	75	35	40
Felony	DF	0	15	15	14	1
Misdemeanor	DM	7	20	20	12	8
Foster Care Review	FC	1	1	1	1	-
Initial Foster Care	IF	1	1	1	1	-
Petition	PT	2	2	2	0	2
Remand Custody	RC	1	1	1	1	-
Show Cause	SC	0	7	7	4	3
Status	ST	2	2	2	0	2
Traffic	T	1	2	2	2	-
<b>Juvenile Total</b>		<b>46</b>	<b>136</b>	<b>136</b>	<b>70</b>	<b>66</b>
<b>Prince Edward Totals</b>		<b>92</b>	<b>283</b>	<b>283</b>	<b>139</b>	<b>144</b>



**CASELOAD STATISTICS OF THE JUVENILE & DOMESTIC RELATIONS COURTS**

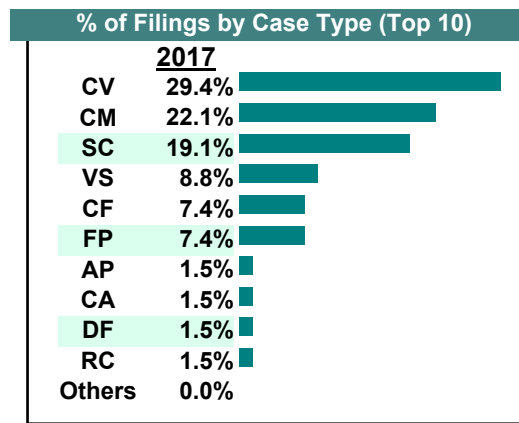
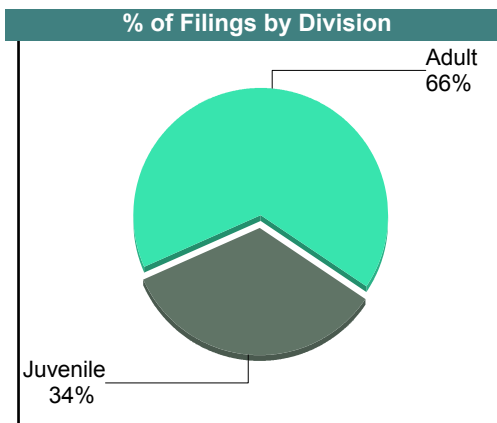
**Prince Edward**

District: 10

January 2017

		<u>Filings</u>	<u>Hearings</u>	<u>Transactions</u>	<u>Concluded</u>	<u>Cont</u>
<b><u>Adult</u></b>						
Non-Family Abuse Prot Order	AP	1	2	2	1	1
Capias	CA	1	1	1	0	1
Felony	CF	5	10	10	0	10
Misdemeanor	CM	15	46	46	7	39
Family Abuse - Prot Order	FP	5	7	7	3	4
Show Cause	SC	12	30	30	4	26
Civil Support	VS	6	28	28	11	17
<b>Adult Total</b>		<b>45</b>	<b>124</b>	<b>124</b>	<b>26</b>	<b>98</b>
<b><u>Juvenile</u></b>						
Custody Visitation	CV	20	56	56	17	39
Felony	DF	1	13	13	7	6
Misdemeanor	DM	0	11	11	4	7
Remand Custody	RC	1	1	1	1	-
Show Cause	SC	1	12	12	4	8
Traffic	T	0	1	1	1	-
Truancy	TR	0	1	1	0	1
<b>Juvenile Total</b>		<b>23</b>	<b>95</b>	<b>95</b>	<b>34</b>	<b>61</b>
<b>Prince Edward Totals</b>		<b>68</b>	<b>219</b>	<b>219</b>	<b>60</b>	<b>159</b>

Calendared Filings					
	M	T	W	R	F
Week 1					
Week 2					
Week 3					
Week 4					



Filings by Court & Division

	Appomattox	Buckingham	Charlotte	Cumberland	Halifax	Lunenburg	Mecklenburg	Prince Edward	Total
<b>A</b> Show Cause	96 6%	139 9%	110 7%	99 6%	455 29%	121 8%	429 27%	147 9%	1,596
Civil Support	143 11%	104 8%	86 6%	66 5%	345 26%	88 7%	384 29%	127 9%	1,343
Adult Misdemeanor	85 8%	110 10%	110 10%	85 8%	314 28%	80 7%	215 19%	120 11%	1,119
Family Abuse - Prot Order	51 12%	45 11%	25 6%	27 7%	72 18%	45 11%	97 24%	47 11%	409
Adult Felony	19 6%	34 10%	58 18%	25 8%	69 21%	21 6%	48 15%	51 16%	325
Capias	9 4%	8 4%	17 8%	20 9%	63 28%	15 7%	77 35%	13 6%	222
Motion - Prot Order	10 18%	3 5%	4 7%	2 4%	13 24%	9 16%	11 20%	3 5%	55
SL/Other	4 11%	2 5%	2 5%	- 0%	10 27%	3 8%	12 32%	4 11%	37
Remand Support	- 0%	- 0%	5 17%	- 0%	13 43%	1 3%	10 33%	1 3%	30
Non-Family Abuse Prot Order	2 12%	- 0%	2 12%	2 12%	4 24%	- 0%	5 29%	2 12%	17
Criminal Support	- 0%	- 0%	- 0%	- 0%	- 0%	14 100%	- 0%	- 0%	14
Violation of PO	- 0%	- 0%	- 0%	3 33%	5 56%	- 0%	1 11%	- 0%	9
Protective Order	- 0%	7 100%	- 0%	- 0%	- 0%	- 0%	- 0%	- 0%	7
Other	1 17%	- 0%	2 33%	- 0%	1 17%	- 0%	1 17%	1 17%	6
Bond Forfeiture	- 0%	- 0%	1 33%	- 0%	2 67%	- 0%	- 0%	- 0%	3
<b>Total</b>	420 8%	452 9%	422 8%	329 6%	1,366 26%	397 8%	1,290 25%	516 10%	5,192
<b>J</b> Custody Visitation	425 14%	359 12%	204 7%	201 7%	541 18%	197 7%	747 25%	317 11%	2,991
Delinquency	69 10%	41 6%	35 5%	16 2%	180 25%	104 14%	178 25%	98 14%	721
Traffic	16 5%	31 10%	27 9%	29 9%	52 17%	31 10%	83 27%	39 13%	308
Abuse or Neglect	17 7%	17 7%	25 11%	29 13%	24 10%	9 4%	90 39%	18 8%	229
Permanency	13 11%	10 9%	11 9%	2 2%	31 27%	15 13%	32 28%	2 2%	116
Foster Care Review	21 18%	6 5%	33 29%	2 2%	18 16%	4 3%	16 14%	15 13%	115
Paternity	2 2%	7 7%	- 0%	2 2%	15 15%	4 4%	65 64%	6 6%	101
Initial Foster Care	21 21%	13 13%	20 20%	3 3%	10 10%	2 2%	25 26%	4 4%	98



	Appomattox	Buckingham	Charlotte	Cumberland	Halifax	Lunenburg	Mecklenburg	Prince Edward	Total
<b>J</b> Status Offense/Other	10 13%	5 6%	1 1%	4 5%	11 14%	19 24%	20 26%	8 10%	78
Remand Custody	1 1%	- 0%	12 18%	- 0%	23 34%	3 4%	24 35%	5 7%	68
Motion - Prot Order	- 0%	1 2%	- 0%	- 0%	8 13%	9 15%	40 66%	3 5%	61
Truancy	17 29%	4 7%	3 5%	19 32%	1 2%	6 10%	5 8%	4 7%	59
Child at Risk	- 0%	- 0%	- 0%	- 0%	- 0%	1 2%	53 96%	1 2%	55
Child in Need of Services	23 47%	15 31%	- 0%	- 0%	- 0%	3 6%	5 10%	3 6%	49
Show Cause	1 3%	15 41%	- 0%	- 0%	2 5%	5 14%	1 3%	13 35%	37
Non-Family Abuse Prot Order	3 9%	3 9%	4 12%	1 3%	7 21%	1 3%	11 33%	3 9%	33
Term Parental Rights	- 0%	5 18%	2 7%	- 0%	6 21%	6 21%	9 32%	- 0%	28
Remand Visitation	- 0%	- 0%	3 13%	- 0%	- 0%	- 0%	20 87%	- 0%	23
Family Abuse - Prot Order	- 0%	4 50%	- 0%	- 0%	3 38%	1 13%	- 0%	- 0%	8
Protective Order	- 0%	5 83%	- 0%	- 0%	- 0%	- 0%	1 17%	- 0%	6
Custody Relief	- 0%	2 40%	- 0%	- 0%	- 0%	- 0%	3 60%	- 0%	5
Entrustment	1 20%	2 40%	1 20%	- 0%	- 0%	- 0%	1 20%	- 0%	5
Capias	1 25%	- 0%	- 0%	3 75%	- 0%	- 0%	- 0%	- 0%	4
Voluntary Continuing	- 0%	- 0%	1 25%	- 0%	- 0%	2 50%	- 0%	1 25%	4
Emancipation	1 100%	- 0%	- 0%	- 0%	- 0%	- 0%	- 0%	- 0%	1
Juv Support	- 0%	- 0%	- 0%	- 0%	- 0%	1 100%	- 0%	- 0%	1
Violation Fam Abuse PO	- 0%	- 0%	- 0%	- 0%	- 0%	- 0%	- 0%	1 100%	1
Restoration of Parental Rights	- 0%	- 0%	- 0%	- 0%	- 0%	- 0%	- 0%	- 0%	0
<b>Total</b>	642 12%	545 10%	382 7%	311 6%	932 18%	423 8%	1,429 27%	541 10%	<b>5,205</b>
<b>Total</b>	1,062 10%	997 10%	804 8%	640 6%	2,298 22%	820 8%	2,719 26%	1,057 10%	10,397

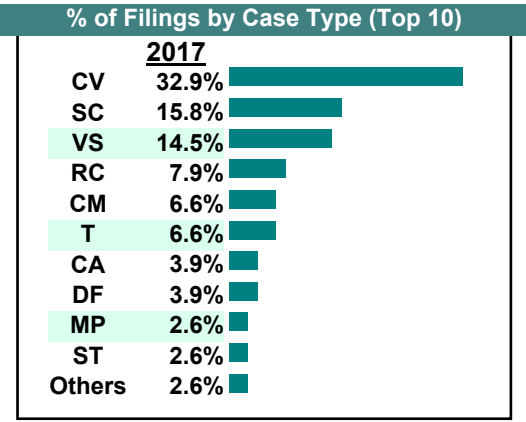
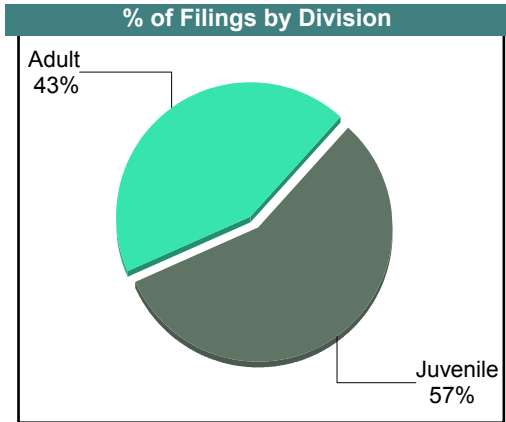
**CASELOAD STATISTICS OF THE JUVENILE & DOMESTIC RELATIONS COURTS**

December 2017

**Amelia**  
District: 11

		<u>Filings</u>	<u>Hearings</u>	<u>Transactions</u>	<u>Concluded</u>	<u>Cont</u>
<b>Adult</b>						
Capias	CA	3	5	5	1	4
Felony	CF	0	6	6	0	6
Misdemeanor	CM	5	19	19	5	14
Family Abuse - Prot Order	FP	1	1	1	0	1
Motion - Prot Order	MP	1	1	1	1	-
Show Cause	SC	12	17	17	6	11
Civil Support	VS	11	13	13	5	8
<b>Adult Total</b>		<b>33</b>	<b>62</b>	<b>62</b>	<b>18</b>	<b>44</b>
<b>Juvenile</b>						
Abuse or Neglect	AN	0	3	3	0	3
Child in Need of Services	CS	0	1	1	0	1
Custody Visitation	CV	25	31	31	12	19
Felony	DF	3	5	5	2	3
Misdemeanor	DM	1	6	6	1	5
Motion - Prot Order	MP	1	1	1	1	-
Remand Custody	RC	6	6	6	6	-
Status	ST	2	2	2	0	2
Traffic	T	5	5	5	0	5
Truancy	TR	0	2	2	1	1
<b>Juvenile Total</b>		<b>43</b>	<b>62</b>	<b>62</b>	<b>23</b>	<b>39</b>
<b>Amelia Totals</b>		<b>76</b>	<b>124</b>	<b>124</b>	<b>41</b>	<b>83</b>

Calendared Filings			
	M	T	F
Week 1	█		
Week 2	█		
Week 3	█		

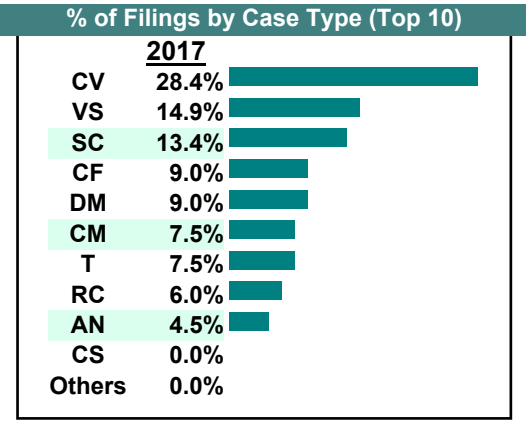
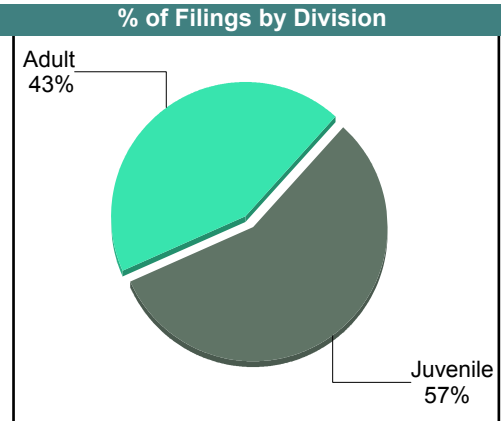



**CASELOAD STATISTICS OF THE JUVENILE & DOMESTIC RELATIONS COURTS**

November 2017

**Amelia**  
District: 11

		<u>Filings</u>	<u>Hearings</u>	<u>Transactions</u>	<u>Concluded</u>	<u>Cont</u>
<b><u>Adult</u></b>						
Felony	CF	6	9	9	2	7
Misdemeanor	CM	5	28	28	7	21
Family Abuse - Prot Order	FP	0	5	5	4	1
Show Cause	SC	8	17	17	5	12
Civil Support	VS	10	16	16	10	6
<b>Adult Total</b>		<b>29</b>	<b>75</b>	<b>75</b>	<b>28</b>	<b>47</b>
<b><u>Juvenile</u></b>						
Abuse or Neglect	AN	3	3	3	0	3
Child in Need of Services	CS	0	3	3	1	2
Custody Visitation	CV	19	32	32	12	19
Misdemeanor	DM	6	8	8	3	5
Remand Custody	RC	4	4	4	4	-
Show Cause	SC	1	1	1	1	-
Traffic	T	5	5	5	0	5
<b>Juvenile Total</b>		<b>38</b>	<b>56</b>	<b>56</b>	<b>21</b>	<b>34</b>
<b>Amelia Totals</b>		<b>67</b>	<b>131</b>	<b>131</b>	<b>49</b>	<b>81</b>



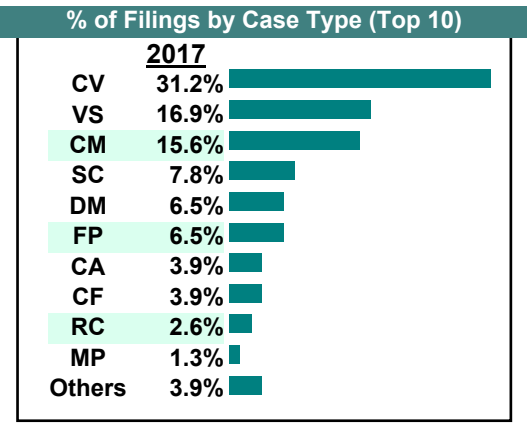
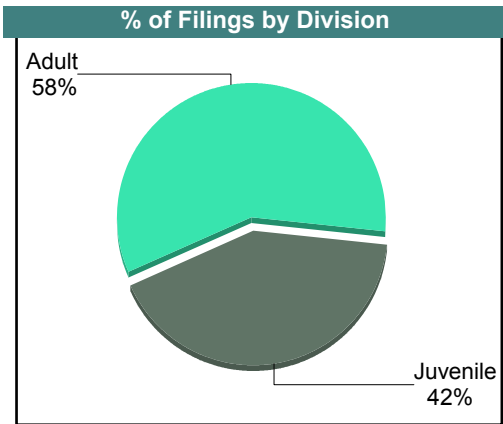
**CASELOAD STATISTICS OF THE JUVENILE & DOMESTIC RELATIONS COURTS**

October 2017

**Amelia**  
District: 11

		<u>Filings</u>	<u>Hearings</u>	<u>Transactions</u>	<u>Concluded</u>	<u>Cont</u>
<b><i>Adult</i></b>						
Capias	CA	3	8	8	6	2
Felony	CF	3	3	3	0	3
Misdemeanor	CM	12	34	34	13	21
Family Abuse - Prot Order	FP	5	9	9	3	6
Motion - Prot Order	MP	1	1	1	1	-
Protective Order	PC	1	1	1	1	-
Remand Support	RS	1	1	1	1	-
Show Cause	SC	6	24	24	7	15
Civil Support	VS	13	20	20	12	6
<b><i>Adult Total</i></b>		<b>45</b>	<b>101</b>	<b>101</b>	<b>44</b>	<b>53</b>
<b><i>Juvenile</i></b>						
Custody Visitation	CV	24	46	46	27	18
Felony	DF	0	8	8	1	7
Misdemeanor	DM	5	18	18	6	12
Permanency	PH	1	1	1	1	-
Remand Custody	RC	2	2	2	2	-
Show Cause	SC	0	1	1	0	1
Traffic	T	0	4	4	4	-
Truancy	TR	0	1	1	0	1
<b><i>Juvenile Total</i></b>		<b>32</b>	<b>81</b>	<b>81</b>	<b>41</b>	<b>39</b>
<b><i>Amelia Totals</i></b>		<b>77</b>	<b>182</b>	<b>182</b>	<b>85</b>	<b>92</b>

<b>Calendared Filings</b>			
	<b>M</b>	<b>T</b>	<b>R</b>
Week 1			
Week 2			
Week 3			
Week 4			

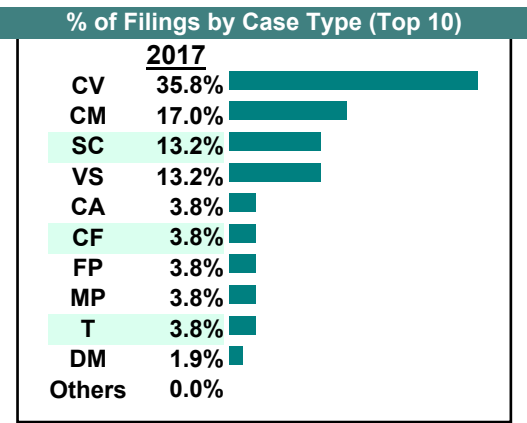
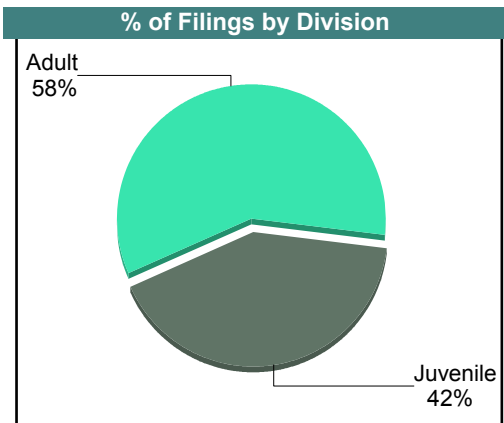



**CASELOAD STATISTICS OF THE JUVENILE & DOMESTIC RELATIONS COURTS**

September 2017

**Amelia**  
District: 11

		<u>Filings</u>	<u>Hearings</u>	<u>Transactions</u>	<u>Concluded</u>	<u>Cont</u>
<b><u>Adult</u></b>						
Capias	CA	2	9	9	1	8
Felony	CF	2	6	6	4	2
Misdemeanor	CM	9	36	36	8	28
Family Abuse - Prot Order	FP	2	6	6	4	2
Motion - Prot Order	MP	2	2	2	2	-
Show Cause	SC	7	26	26	11	15
Civil Support	VS	7	16	16	11	5
<b>Adult Total</b>		<b>31</b>	<b>101</b>	<b>101</b>	<b>41</b>	<b>60</b>
<b><u>Juvenile</u></b>						
Child in Need of Services	CS	0	1	1	0	1
Custody Visitation	CV	19	46	46	29	17
Felony	DF	0	2	2	0	2
Misdemeanor	DM	1	7	7	0	7
Traffic	T	2	2	2	1	1
Truancy	TR	0	1	1	0	1
<b>Juvenile Total</b>		<b>22</b>	<b>59</b>	<b>59</b>	<b>30</b>	<b>29</b>
<b>Amelia Totals</b>		<b>53</b>	<b>160</b>	<b>160</b>	<b>71</b>	<b>89</b>



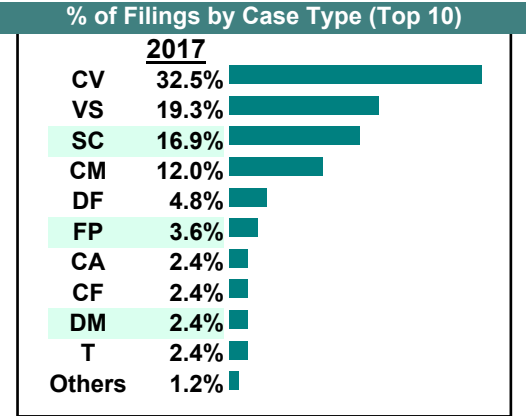
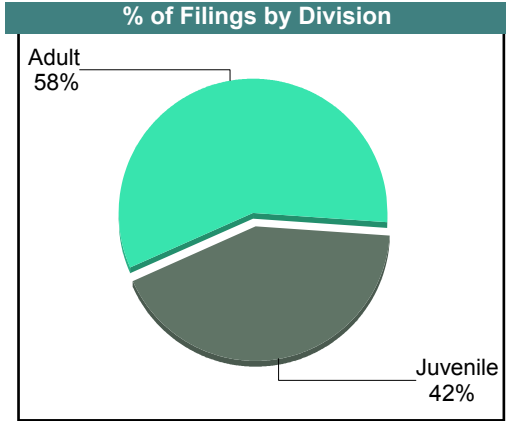
# CASELOAD STATISTICS OF THE JUVENILE & DOMESTIC RELATIONS COURTS

August 2017

**Amelia**  
District: 11

		<u>Filings</u>	<u>Hearings</u>	<u>Transactions</u>	<u>Concluded</u>	<u>Cont</u>
<b><u>Adult</u></b>						
Capias	CA	2	2	2	0	2
Felony	CF	2	2	2	0	2
Misdemeanor	CM	10	22	22	0	22
Family Abuse - Prot Order	FP	3	6	6	2	4
Remand Support	RS	1	1	1	1	-
Show Cause	SC	14	17	17	4	13
Civil Support	VS	16	23	23	10	13
<b>Adult Total</b>		<b>48</b>	<b>73</b>	<b>73</b>	<b>17</b>	<b>56</b>
<b><u>Juvenile</u></b>						
Custody Visitation	CV	27	45	45	13	32
Felony	DF	4	4	4	0	4
Misdemeanor	DM	2	9	9	4	5
Show Cause	SC	0	2	2	2	-
Traffic	T	2	8	8	5	3
<b>Juvenile Total</b>		<b>35</b>	<b>68</b>	<b>68</b>	<b>24</b>	<b>44</b>
<b>Amelia Totals</b>		<b>83</b>	<b>141</b>	<b>141</b>	<b>41</b>	<b>100</b>

Calendared Filings		
	M	R
Week 1		
Week 2		
Week 3		
Week 4		
Week 5		



**CASELOAD STATISTICS OF THE JUVENILE & DOMESTIC RELATIONS COURTS**

July 2017

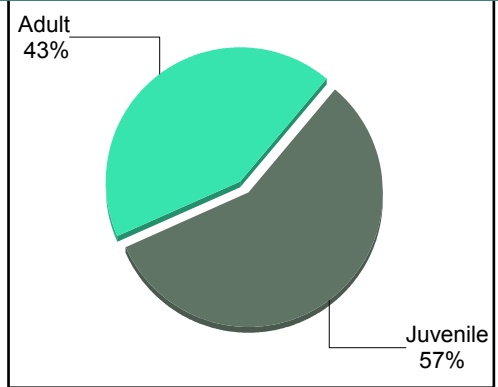
**Amelia**  
District: 11

		<u>Filings</u>	<u>Hearings</u>	<u>Transactions</u>	<u>Concluded</u>	<u>Cont</u>
<b><u>Adult</u></b>						
Capias	CA	1	1	1	1	-
Felony	CF	0	2	2	2	-
Misdemeanor	CM	6	13	13	2	11
Family Abuse - Prot Order	FP	5	6	6	0	6
Show Cause	SC	3	11	11	4	7
Civil Support	VS	9	16	16	8	8
<b>Adult Total</b>		<b>24</b>	<b>49</b>	<b>49</b>	<b>17</b>	<b>32</b>
<b><u>Juvenile</u></b>						
Custody Visitation	CV	22	31	31	17	14
Misdemeanor	DM	4	8	8	1	7
Remand Visitation	RV	1	1	1	1	-
Show Cause	SC	0	1	1	1	-
Traffic	T	5	7	7	1	6
<b>Juvenile Total</b>		<b>32</b>	<b>48</b>	<b>48</b>	<b>21</b>	<b>27</b>
<b>Amelia Totals</b>		<b>56</b>	<b>97</b>	<b>97</b>	<b>38</b>	<b>59</b>

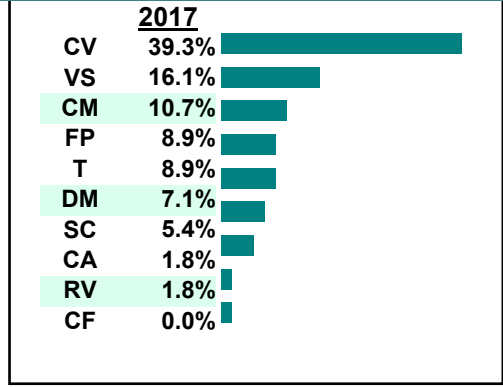
**Calendared Filings**

	<b>M</b>	<b>T</b>
Week 1	█	█
Week 2	█	
Week 3	█	
Week 4	█	

**% of Filings by Division**



**% of Filings by Case Type (Top 10)**

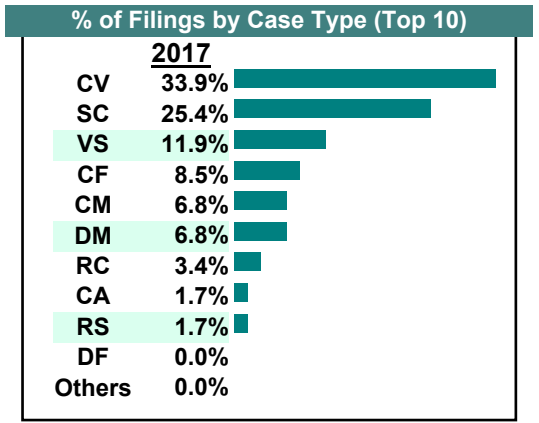
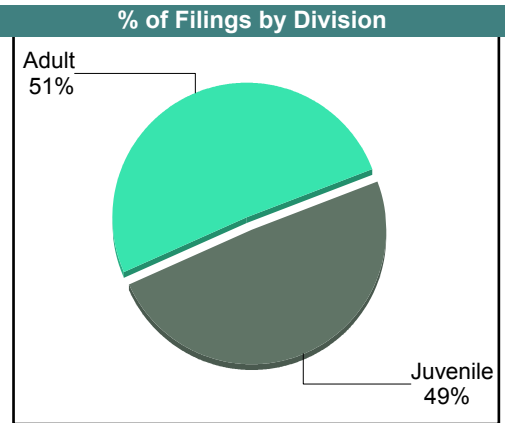



**CASELOAD STATISTICS OF THE JUVENILE & DOMESTIC RELATIONS COURTS**

June 2017

**Amelia**  
District: 11

		<u>Filings</u>	<u>Hearings</u>	<u>Transactions</u>	<u>Concluded</u>	<u>Cont</u>
<b><u>Adult</u></b>						
Capias	CA	1	4	4	2	2
Felony	CF	5	12	12	6	6
Misdemeanor	CM	4	17	17	8	9
Remand Support	RS	1	1	1	1	-
Show Cause	SC	12	26	26	16	10
Civil Support	VS	7	20	20	13	7
<b>Adult Total</b>		<b>30</b>	<b>80</b>	<b>80</b>	<b>46</b>	<b>34</b>
<b><u>Juvenile</u></b>						
Custody Visitation	CV	20	46	46	29	17
Felony	DF	0	6	6	4	2
Misdemeanor	DM	4	12	12	4	8
Remand Custody	RC	2	2	2	2	-
Show Cause	SC	3	10	10	4	6
Traffic	T	0	4	4	3	1
Truancy	TR	0	4	4	2	2
<b>Juvenile Total</b>		<b>29</b>	<b>84</b>	<b>84</b>	<b>48</b>	<b>36</b>
<b>Amelia Totals</b>		<b>59</b>	<b>164</b>	<b>164</b>	<b>94</b>	<b>70</b>



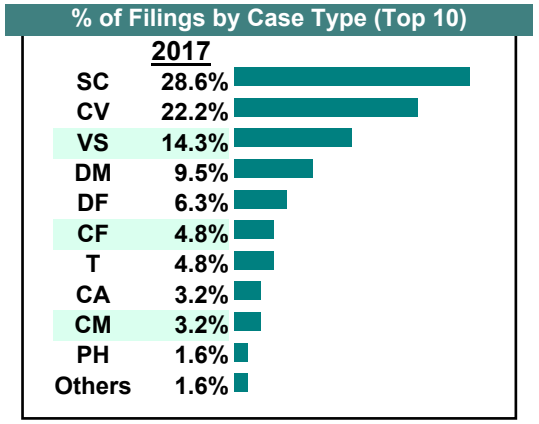
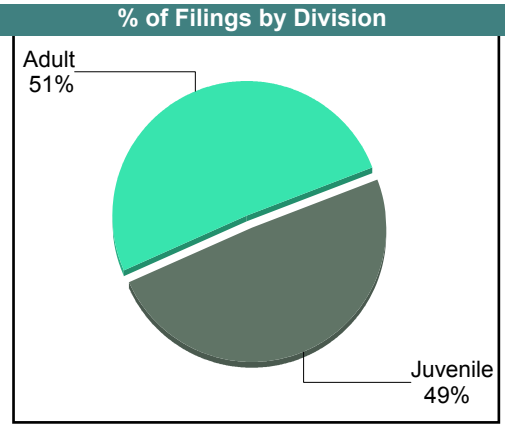



# CASELOAD STATISTICS OF THE JUVENILE & DOMESTIC RELATIONS COURTS

May 2017

**Amelia**  
District: 11

		<u>Filings</u>	<u>Hearings</u>	<u>Transactions</u>	<u>Concluded</u>	<u>Cont</u>
<b><u>Adult</u></b>						
Capias	CA	2	4	4	2	2
Felony	CF	3	7	7	3	4
Misdemeanor	CM	2	20	20	8	12
Family Abuse - Prot Order	FP	0	2	2	2	-
Show Cause	SC	16	34	34	16	18
Civil Support	VS	9	18	18	14	4
<b>Adult Total</b>		<b>32</b>	<b>85</b>	<b>85</b>	<b>45</b>	<b>40</b>
<b><u>Juvenile</u></b>						
Child in Need of Services	CS	0	2	2	0	2
Custody Visitation	CV	14	44	44	26	18
Felony	DF	4	16	16	6	10
Misdemeanor	DM	6	20	20	13	7
Permanency	PH	1	1	1	1	-
Show Cause	SC	2	4	4	1	3
Status	ST	1	1	1	1	-
Traffic	T	3	9	9	5	4
Truancy	TR	0	6	6	3	3
<b>Juvenile Total</b>		<b>31</b>	<b>103</b>	<b>103</b>	<b>56</b>	<b>47</b>
<b>Amelia Totals</b>		<b>63</b>	<b>188</b>	<b>188</b>	<b>101</b>	<b>87</b>



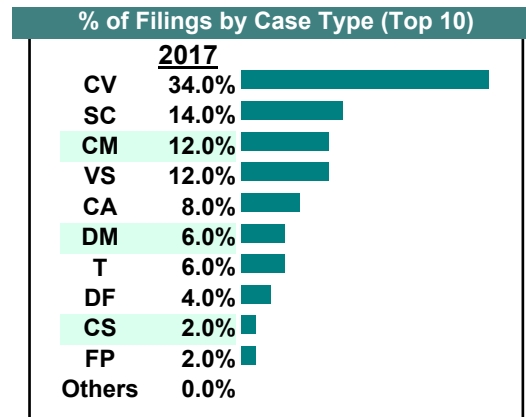
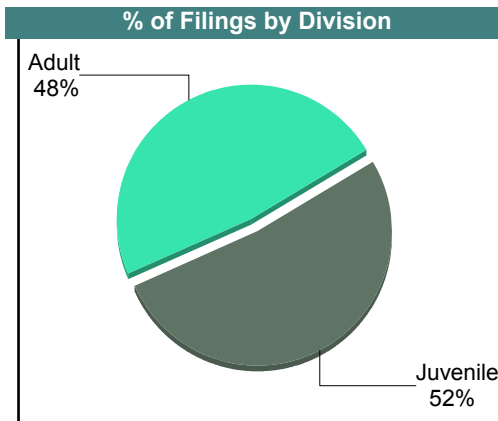
# CASELOAD STATISTICS OF THE JUVENILE & DOMESTIC RELATIONS COURTS

April 2017

**Amelia**  
District: 11

		<u>Filings</u>	<u>Hearings</u>	<u>Transactions</u>	<u>Concluded</u>	<u>Cont</u>
<b><u>Adult</u></b>						
Capias	CA	4	7	7	4	3
Misdemeanor	CM	6	27	27	3	24
Family Abuse - Prot Order	FP	1	3	3	1	2
Motion - Prot Order	MP	0	1	1	1	-
Show Cause	SC	7	17	17	8	9
Civil Support	VS	6	12	12	4	8
<b>Adult Total</b>		<b>24</b>	<b>67</b>	<b>67</b>	<b>21</b>	<b>46</b>
<b><u>Juvenile</u></b>						
Abuse or Neglect	AN	0	7	7	5	2
Child in Need of Services	CS	1	2	2	0	2
Custody Visitation	CV	17	29	29	12	17
Felony	DF	2	7	7	0	7
Misdemeanor	DM	3	13	13	4	9
Show Cause	SC	0	2	2	1	1
Traffic	T	3	3	3	1	2
Truancy	TR	0	3	3	0	3
<b>Juvenile Total</b>		<b>26</b>	<b>66</b>	<b>66</b>	<b>23</b>	<b>43</b>
<b>Amelia Totals</b>		<b>50</b>	<b>133</b>	<b>133</b>	<b>44</b>	<b>89</b>

Calendared Filings		
	M	T
Week 1		
Week 2		
Week 3		
Week 4		

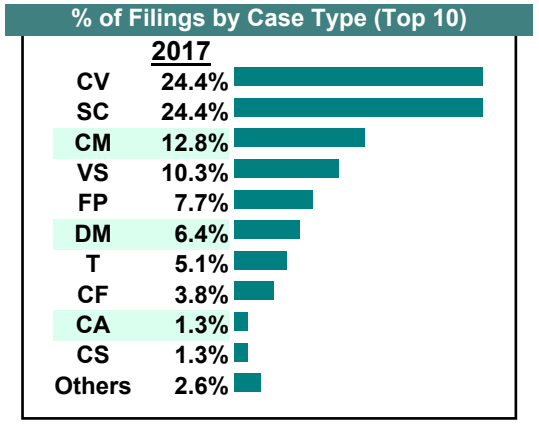
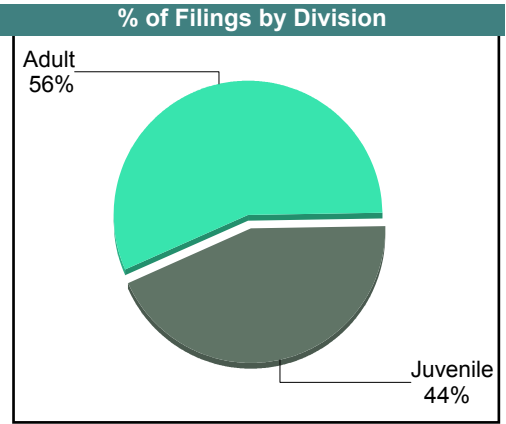
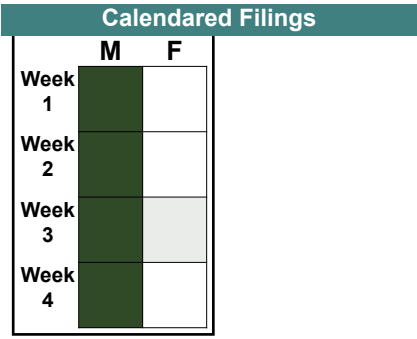


**CASELOAD STATISTICS OF THE JUVENILE & DOMESTIC RELATIONS COURTS**

**March 2017**

**Amelia**  
District: 11

		<u>Filings</u>	<u>Hearings</u>	<u>Transactions</u>	<u>Concluded</u>	<u>Cont</u>
<b><u>Adult</u></b>						
Capias	CA	1	3	3	3	-
Felony	CF	3	8	8	3	5
Misdemeanor	CM	10	25	25	5	19
Family Abuse - Prot Order	FP	6	9	9	4	5
Motion - Prot Order	MP	1	1	1	0	1
Show Cause	SC	15	32	32	14	18
Civil Support	VS	8	17	17	6	11
<b>Adult Total</b>		<b>44</b>	<b>95</b>	<b>95</b>	<b>35</b>	<b>59</b>
<b><u>Juvenile</u></b>						
Abuse or Neglect	AN	0	3	3	0	3
Child in Need of Services	CS	1	2	2	0	2
Custody Visitation	CV	19	36	36	15	20
Misdemeanor	DM	5	15	15	8	7
Show Cause	SC	4	5	5	1	4
Status	ST	0	1	1	1	-
Traffic	T	4	7	7	3	4
Truancy	TR	1	8	8	1	7
<b>Juvenile Total</b>		<b>34</b>	<b>77</b>	<b>77</b>	<b>29</b>	<b>47</b>
<b>Amelia Totals</b>		<b>78</b>	<b>172</b>	<b>172</b>	<b>64</b>	<b>106</b>



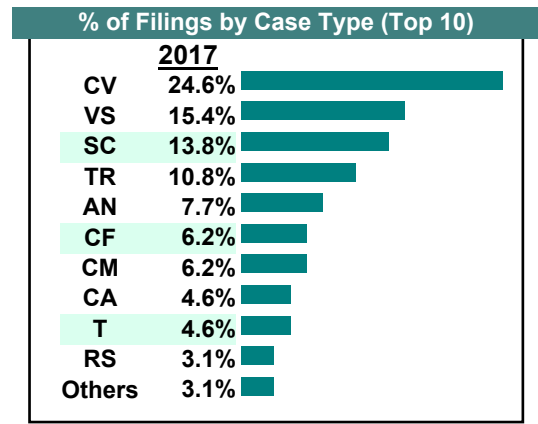
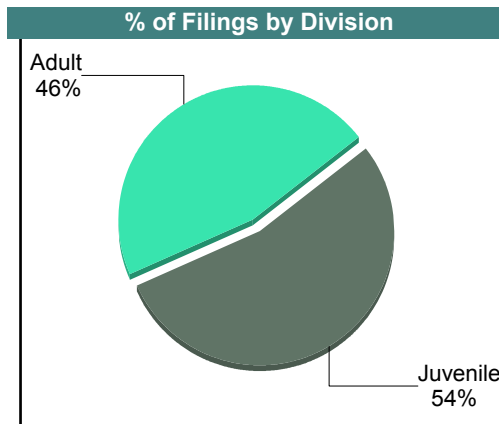
# CASELOAD STATISTICS OF THE JUVENILE & DOMESTIC RELATIONS COURTS

February 2017

**Amelia**  
District: 11

		<u>Filings</u>	<u>Hearings</u>	<u>Transactions</u>	<u>Concluded</u>	<u>Cont</u>
<b>Adult</b>						
Capias	CA	3	5	5	2	3
Felony	CF	4	8	8	4	4
Misdemeanor	CM	4	25	25	10	15
Family Abuse - Prot Order	FP	1	2	2	1	1
Remand Support	RS	2	2	2	2	-
Show Cause	SC	6	20	20	6	14
Civil Support	VS	10	13	13	4	9
<b>Adult Total</b>		<b>30</b>	<b>75</b>	<b>75</b>	<b>29</b>	<b>46</b>
<b>Juvenile</b>						
Abuse or Neglect	AN	5	8	8	0	8
Child in Need of Services	CS	0	1	1	0	-
Custody Visitation	CV	16	30	30	16	13
Felony	DF	0	5	5	0	5
Misdemeanor	DM	1	7	7	2	5
Petition	PT	0	1	1	1	-
Show Cause	SC	3	5	5	2	3
Traffic	T	3	6	6	3	3
Truancy	TR	7	12	12	4	8
<b>Juvenile Total</b>		<b>35</b>	<b>75</b>	<b>75</b>	<b>28</b>	<b>45</b>
<b>Amelia Totals</b>		<b>65</b>	<b>150</b>	<b>150</b>	<b>57</b>	<b>91</b>

Calendared Filings				
	M	T	W	R
Week 1				
Week 2				
Week 3				
Week 4				

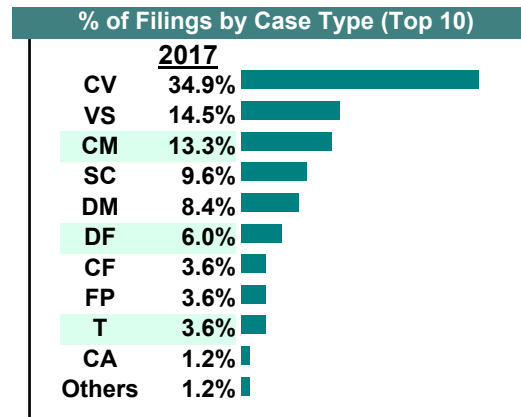
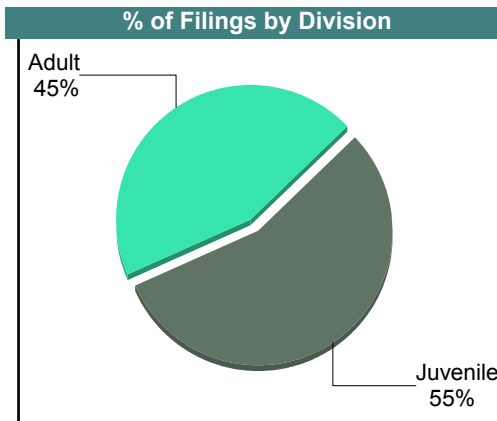
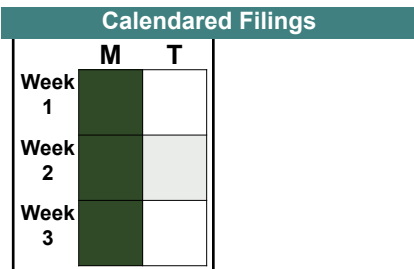


# CASELOAD STATISTICS OF THE JUVENILE & DOMESTIC RELATIONS COURTS

January 2017

**Amelia**  
District: 11

		<u>Filings</u>	<u>Hearings</u>	<u>Transactions</u>	<u>Concluded</u>	<u>Cont</u>
<b><u>Adult</u></b>						
Capias	CA	1	3	3	1	2
Felony	CF	3	3	3	0	3
Misdemeanor	CM	11	24	24	4	20
Family Abuse - Prot Order	FP	3	4	4	3	1
Motion - Prot Order	MP	0	4	4	4	-
Show Cause	SC	7	17	17	2	15
Civil Support	VS	12	22	22	16	6
<b>Adult Total</b>		<b>37</b>	<b>77</b>	<b>77</b>	<b>30</b>	<b>47</b>
<b><u>Juvenile</u></b>						
Child in Need of Services	CS	0	2	2	0	2
Custody Visitation	CV	29	59	59	38	21
Felony	DF	5	9	9	2	7
Misdemeanor	DM	7	14	14	3	11
Show Cause	SC	1	3	3	1	2
Traffic	T	3	4	4	2	2
Truancy	TR	1	3	3	0	3
<b>Juvenile Total</b>		<b>46</b>	<b>94</b>	<b>94</b>	<b>46</b>	<b>48</b>
<b>Amelia Totals</b>		<b>83</b>	<b>171</b>	<b>171</b>	<b>76</b>	<b>95</b>



**CASELOAD STATISTICS OF THE JUVENILE & DOMESTIC RELATIONS COURTS**

December 2017

**Dinwiddie**

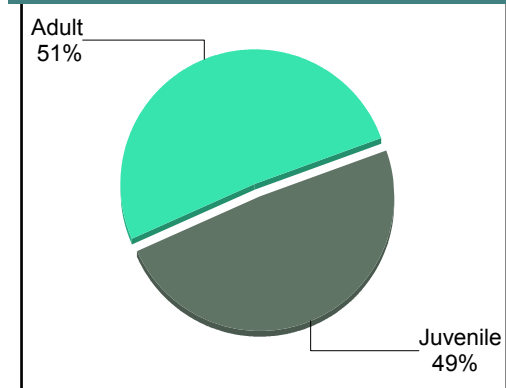
District: 11

		<u>Filings</u>	<u>Hearings</u>	<u>Transactions</u>	<u>Concluded</u>	<u>Cont</u>
<b><u>Adult</u></b>						
Capias	CA	2	23	23	11	12
Felony	CF	1	14	14	3	11
Misdemeanor	CM	8	40	40	11	29
Family Abuse - Prot Order	FP	9	19	19	8	11
Remand Support	RS	1	1	1	1	-
Show Cause	SC	28	69	69	35	34
SL/Other	SL	1	1	1	1	-
Civil Support	VS	24	49	49	32	17
<b>Adult Total</b>		<b>74</b>	<b>216</b>	<b>216</b>	<b>102</b>	<b>114</b>
<b><u>Juvenile</u></b>						
Abuse or Neglect	AN	0	5	5	4	1
Child in Need of Services	CS	0	1	1	1	-
Custody Visitation	CV	61	141	141	68	73
Felony	DF	3	19	19	2	17
Misdemeanor	DM	3	24	24	8	16
Foster Care Review	FC	1	1	1	1	-
Show Cause	SC	0	3	3	0	3
Traffic	T	3	7	7	3	4
Truancy	TR	0	1	1	0	1
<b>Juvenile Total</b>		<b>71</b>	<b>202</b>	<b>202</b>	<b>87</b>	<b>115</b>
<b>Dinwiddie Totals</b>		<b>145</b>	<b>418</b>	<b>418</b>	<b>189</b>	<b>229</b>

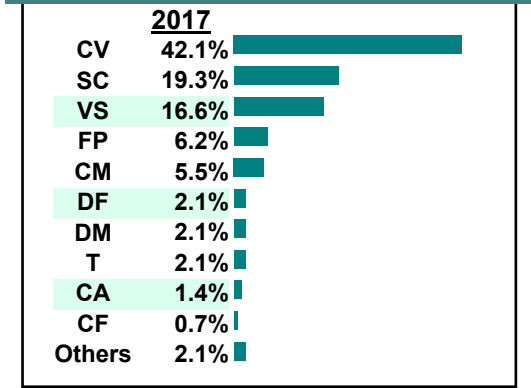
**Calendared Filings**

	<b>M</b>	<b>T</b>	<b>R</b>	<b>F</b>
Week 1				
Week 2				
Week 3				
Week 4				
Week 5				

**% of Filings by Division**



**% of Filings by Case Type (Top 10)**



# CASELOAD STATISTICS OF THE JUVENILE & DOMESTIC RELATIONS COURTS

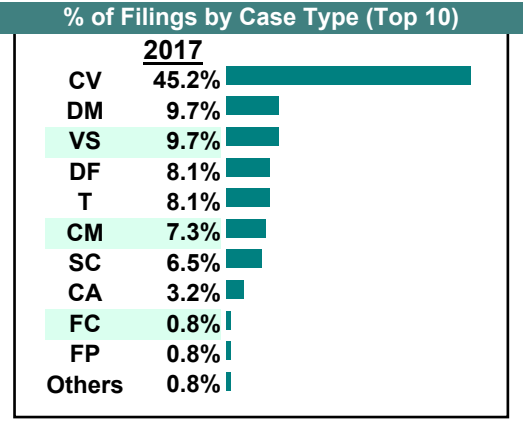
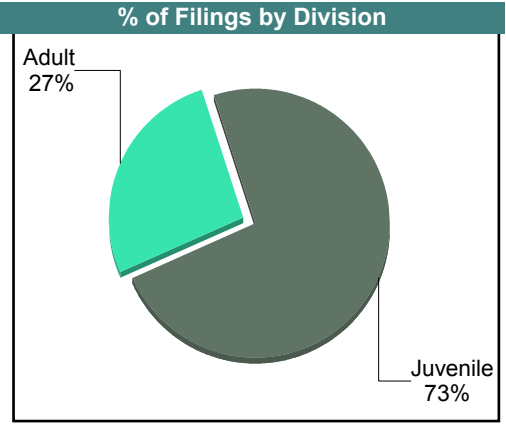
November 2017

**Dinwiddie**

District: 11

		<u>Filings</u>	<u>Hearings</u>	<u>Transactions</u>	<u>Concluded</u>	<u>Cont</u>
<b>Adult</b>						
Capias	CA	4	15	15	8	7
Felony	CF	0	13	13	6	7
Misdemeanor	CM	9	52	52	21	31
Family Abuse - Prot Order	FP	1	7	7	3	4
Show Cause	SC	7	24	24	9	15
Civil Support	VS	12	21	21	10	11
<b>Adult Total</b>		<b>33</b>	<b>132</b>	<b>132</b>	<b>57</b>	<b>75</b>
<b>Juvenile</b>						
Abuse or Neglect	AN	0	2	2	0	2
Custody Visitation	CV	56	162	162	75	87
Felony	DF	10	17	17	0	17
Misdemeanor	DM	12	23	23	5	18
Foster Care Review	FC	1	1	1	1	-
Show Cause	SC	1	4	4	0	4
Status	ST	0	2	2	1	1
Traffic	T	10	18	18	7	11
Truancy	TR	0	3	3	0	3
Voluntary Continuing Services Agreement	VA	1	1	1	1	-
<b>Juvenile Total</b>		<b>91</b>	<b>233</b>	<b>233</b>	<b>90</b>	<b>143</b>
<b>Dinwiddie Totals</b>		<b>124</b>	<b>365</b>	<b>365</b>	<b>147</b>	<b>218</b>

Calendared Filings				
	M	T	R	F
Week 1				
Week 2				
Week 3				
Week 4				
Week 5				



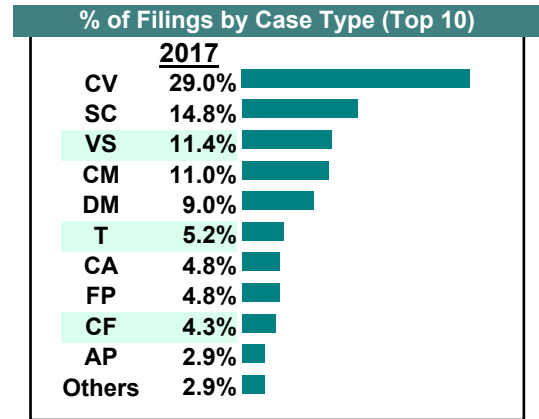
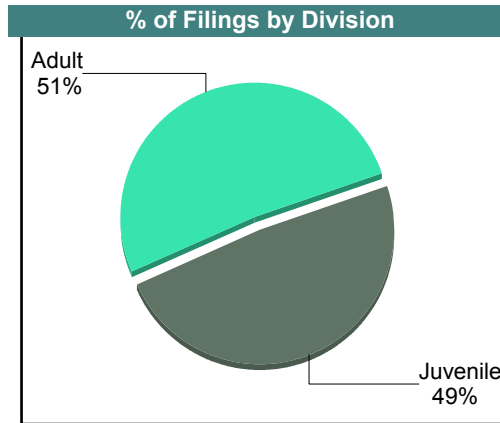
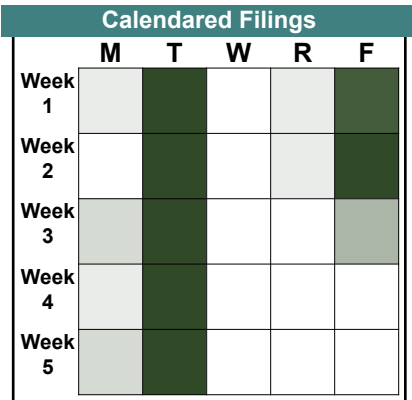
# CASELOAD STATISTICS OF THE JUVENILE & DOMESTIC RELATIONS COURTS

October 2017

Dinwiddie

District: 11

		<u>Filings</u>	<u>Hearings</u>	<u>Transactions</u>	<u>Concluded</u>	<u>Cont</u>
<b>Adult</b>						
Non-Family Abuse Prot Order	AP	4	4	4	4	-
Bond Forfeiture	BF	1	2	2	1	1
Capias	CA	10	30	30	13	17
Felony	CF	9	43	43	10	33
Misdemeanor	CM	23	72	72	17	55
Family Abuse - Prot Order	FP	10	19	19	8	11
Show Cause	SC	27	78	78	27	51
Civil Support	VS	24	45	45	24	21
<b>Adult Total</b>		<b>108</b>	<b>293</b>	<b>293</b>	<b>104</b>	<b>189</b>
<b>Juvenile</b>						
Abuse or Neglect	AN	0	8	8	4	4
Non-Family Abuse Prot Order	AP	2	2	2	2	-
Child in Need of Services	CS	1	6	6	2	4
Custody Visitation	CV	61	132	132	41	91
Felony	DF	2	3	3	0	3
Misdemeanor	DM	19	45	45	12	33
Petition	PT	1	1	1	1	-
Show Cause	SC	4	4	4	3	1
Status	ST	0	1	1	0	1
Traffic	T	11	18	18	10	8
Truancy	TR	1	2	2	1	1
<b>Juvenile Total</b>		<b>102</b>	<b>222</b>	<b>222</b>	<b>76</b>	<b>146</b>
<b>Dinwiddie Totals</b>		<b>210</b>	<b>515</b>	<b>515</b>	<b>180</b>	<b>335</b>





# CASELOAD STATISTICS OF THE JUVENILE & DOMESTIC RELATIONS COURTS

September 2017

Dinwiddie

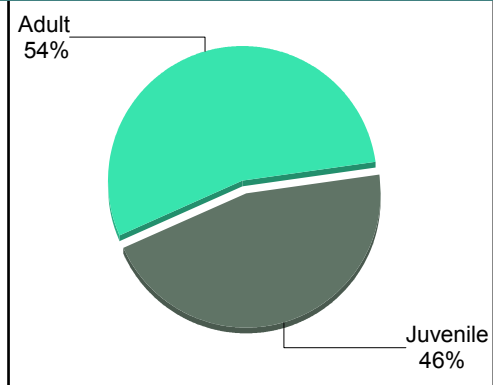
District: 11

		Filings	Hearings	Transactions	Concluded	Cont
<b>Adult</b>						
Capias	CA	4	27	27	11	16
Felony	CF	14	42	42	4	38
Misdemeanor	CM	28	81	81	25	56
Family Abuse - Prot Order	FP	5	12	12	4	8
Protective Order	PC	1	1	1	1	-
Show Cause	SC	31	69	69	29	40
Civil Support	VS	36	54	54	33	21
<b>Adult Total</b>		<b>119</b>	<b>286</b>	<b>286</b>	<b>107</b>	<b>179</b>
<b>Juvenile</b>						
Abuse or Neglect	AN	4	10	10	1	9
Child in Need of Services	CS	2	6	6	1	5
Custody Visitation	CV	80	153	153	57	96
Felony	DF	1	22	22	15	7
Misdemeanor	DM	6	20	20	13	7
Foster Care Review	FC	2	2	2	2	-
Permanency	PH	0	1	1	1	-
Show Cause	SC	0	2	2	2	-
Traffic	T	5	9	9	7	2
Term Parental Rights	TP	0	3	3	2	1
<b>Juvenile Total</b>		<b>100</b>	<b>228</b>	<b>228</b>	<b>101</b>	<b>127</b>
<b>Dinwiddie Totals</b>		<b>219</b>	<b>514</b>	<b>514</b>	<b>208</b>	<b>306</b>

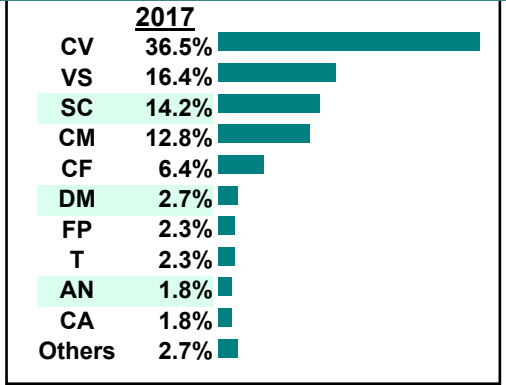
Calendared Filings

	M	T	R	F
Week 1				■
Week 2		■		■
Week 3	■	■		■
Week 4	■	■		
Week 5	■		■	■

% of Filings by Division



% of Filings by Case Type (Top 10)



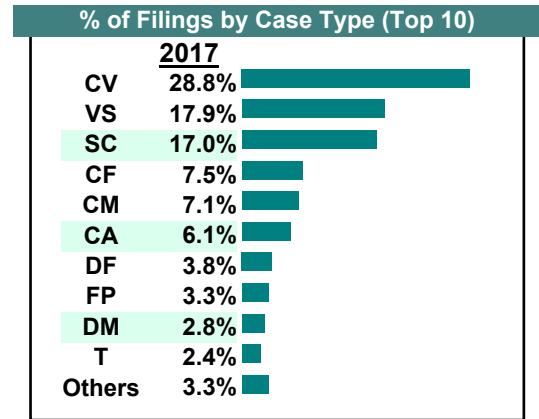
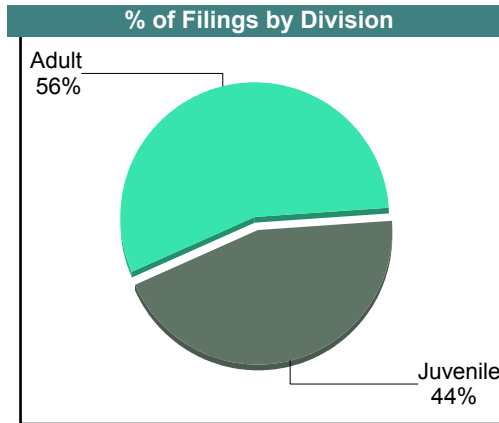
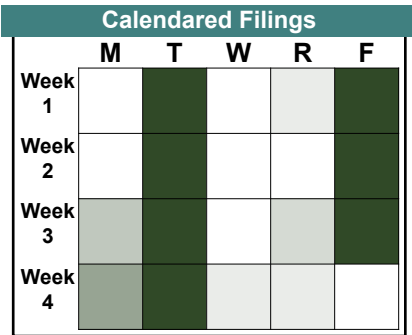
**CASELOAD STATISTICS OF THE JUVENILE & DOMESTIC RELATIONS COURTS**

**August 2017**

**Dinwiddie**

District: 11

		<u>Filings</u>	<u>Hearings</u>	<u>Transactions</u>	<u>Concluded</u>	<u>Cont</u>
<b><u>Adult</u></b>						
Capias	CA	13	42	42	12	30
Felony	CF	16	37	37	9	28
Misdemeanor	CM	15	59	59	9	50
Family Abuse - Prot Order	FP	7	16	16	9	7
Motion - Prot Order	MP	0	1	1	1	-
Show Cause	SC	29	78	78	29	49
Civil Support	VS	38	50	50	27	23
<b>Adult Total</b>		<b>118</b>	<b>283</b>	<b>283</b>	<b>96</b>	<b>187</b>
<b><u>Juvenile</u></b>						
Abuse or Neglect	AN	0	6	6	1	5
Child in Need of Services	CS	0	1	1	0	1
Custody Visitation	CV	61	139	139	43	96
Felony	DF	8	22	22	0	22
Misdemeanor	DM	6	24	24	7	17
Foster Care Review	FC	1	1	1	1	-
Permanency	PH	2	2	2	0	2
Petition	PT	1	1	1	1	-
Show Cause	SC	7	8	8	4	4
Status	ST	1	2	2	0	2
Traffic	T	5	9	9	4	5
Term Parental Rights	TP	2	2	2	0	2
<b>Juvenile Total</b>		<b>94</b>	<b>217</b>	<b>217</b>	<b>61</b>	<b>156</b>
<b>Dinwiddie Totals</b>		<b>212</b>	<b>500</b>	<b>500</b>	<b>157</b>	<b>343</b>



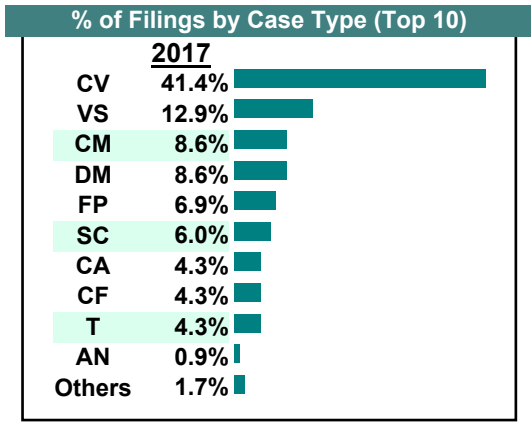
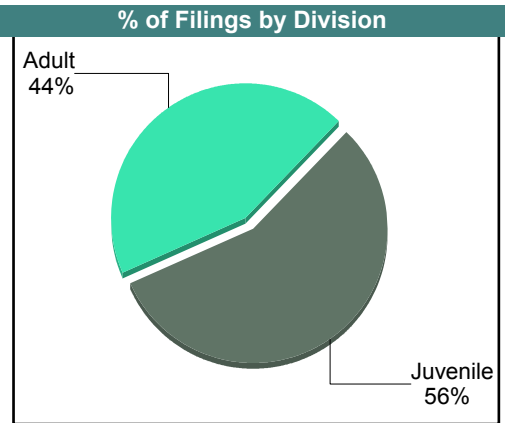

**CASELOAD STATISTICS OF THE JUVENILE & DOMESTIC RELATIONS COURTS**

July 2017

**Dinwiddie**

District: 11

		<u>Filings</u>	<u>Hearings</u>	<u>Transactions</u>	<u>Concluded</u>	<u>Cont</u>
<b><u>Adult</u></b>						
Capias	CA	5	20	20	5	15
Felony	CF	5	34	34	18	16
Misdemeanor	CM	10	28	28	4	24
Family Abuse - Prot Order	FP	8	18	18	7	11
Motion - Prot Order	MP	1	2	2	1	1
Show Cause	SC	7	18	18	4	14
Civil Support	VS	15	28	28	21	6
<b>Adult Total</b>		<b>51</b>	<b>148</b>	<b>148</b>	<b>60</b>	<b>87</b>
<b><u>Juvenile</u></b>						
Abuse or Neglect	AN	1	3	3	0	3
Custody Visitation	CV	48	109	109	64	43
Felony	DF	0	9	9	3	6
Misdemeanor	DM	10	26	26	6	20
Status	ST	1	1	1	0	1
Traffic	T	5	10	10	8	2
<b>Juvenile Total</b>		<b>65</b>	<b>158</b>	<b>158</b>	<b>81</b>	<b>75</b>
<b>Dinwiddie Totals</b>		<b>116</b>	<b>306</b>	<b>306</b>	<b>141</b>	<b>162</b>



**CASELOAD STATISTICS OF THE JUVENILE & DOMESTIC RELATIONS COURTS**

June 2017

**Dinwiddie**

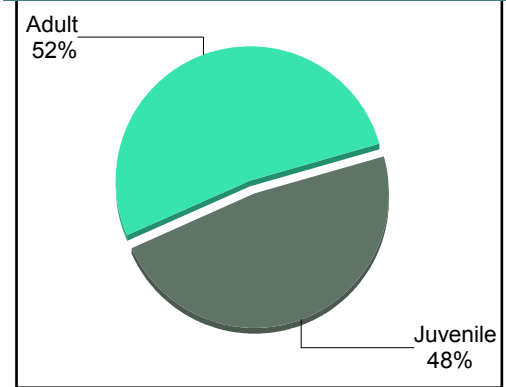
District: 11

		<u>Filings</u>	<u>Hearings</u>	<u>Transactions</u>	<u>Concluded</u>	<u>Cont</u>
<b>Adult</b>						
Bond Forfeiture	BF	0	2	2	2	-
Capias	CA	4	20	20	7	13
Felony	CF	22	48	48	23	25
Misdemeanor	CM	28	78	78	29	49
Family Abuse - Prot Order	FP	4	9	9	5	4
Motion - Prot Order	MP	1	1	1	0	1
Protective Order	PC	1	1	1	1	-
Show Cause	SC	17	52	52	19	33
Civil Support	VS	23	46	46	28	18
<b>Adult Total</b>		<b>100</b>	<b>257</b>	<b>257</b>	<b>114</b>	<b>143</b>
<b>Juvenile</b>						
Abuse or Neglect	AN	0	4	4	4	-
Custody Visitation	CV	56	120	120	51	69
Felony	DF	10	15	15	2	13
Misdemeanor	DM	14	20	20	6	14
Foster Care Review	FC	3	3	3	3	-
Show Cause	SC	1	3	3	2	1
Traffic	T	8	12	12	5	7
Truancy	TR	0	3	3	1	2
<b>Juvenile Total</b>		<b>92</b>	<b>180</b>	<b>180</b>	<b>74</b>	<b>106</b>
<b>Dinwiddie Totals</b>		<b>192</b>	<b>437</b>	<b>437</b>	<b>188</b>	<b>249</b>

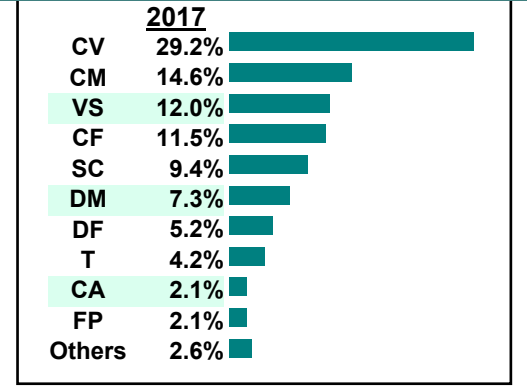
**Calendared Filings**

	<b>M</b>	<b>T</b>	<b>R</b>	<b>F</b>
Week 1				
Week 2				
Week 3				
Week 4				
Week 5				

**% of Filings by Division**



**% of Filings by Case Type (Top 10)**



**CASELOAD STATISTICS OF THE JUVENILE & DOMESTIC RELATIONS COURTS**

May 2017

**Dinwiddie**

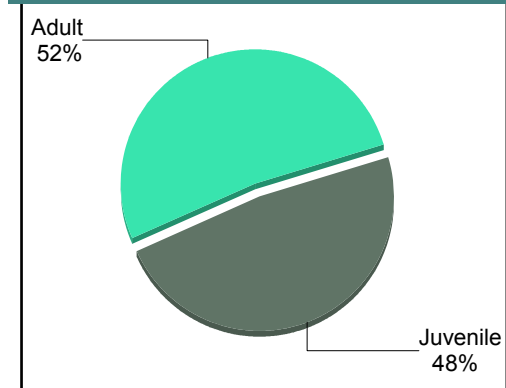
District: 11

		<u>Filings</u>	<u>Hearings</u>	<u>Transactions</u>	<u>Concluded</u>	<u>Cont</u>
<b><u>Adult</u></b>						
Capias	CA	11	27	27	8	19
Felony	CF	8	50	50	10	40
Misdemeanor	CM	15	72	72	21	51
Family Abuse - Prot Order	FP	5	8	8	2	6
Motion - Prot Order	MP	1	1	1	1	-
Show Cause	SC	23	51	51	19	32
Civil Support	VS	20	34	34	21	13
<b>Adult Total</b>		<b>83</b>	<b>243</b>	<b>243</b>	<b>82</b>	<b>161</b>
<b><u>Juvenile</u></b>						
Abuse or Neglect	AN	0	2	2	0	2
Non-Family Abuse Prot Order	AP	1	1	1	1	-
Custody Visitation	CV	57	112	112	44	68
Felony	DF	1	5	5	0	5
Misdemeanor	DM	6	24	24	10	14
Foster Care Review	FC	1	1	1	1	-
Petition	PT	1	2	2	2	-
Show Cause	SC	1	4	4	2	2
Traffic	T	5	17	17	12	5
Truancy	TR	4	5	5	1	4
<b>Juvenile Total</b>		<b>77</b>	<b>173</b>	<b>173</b>	<b>73</b>	<b>100</b>
<b>Dinwiddie Totals</b>		<b>160</b>	<b>416</b>	<b>416</b>	<b>155</b>	<b>261</b>

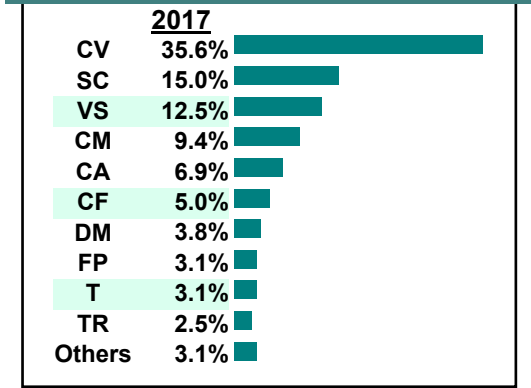
**Calendared Filings**

	<b>M</b>	<b>T</b>	<b>F</b>
Week 1			
Week 2			
Week 3			
Week 4			
Week 5			

**% of Filings by Division**



**% of Filings by Case Type (Top 10)**



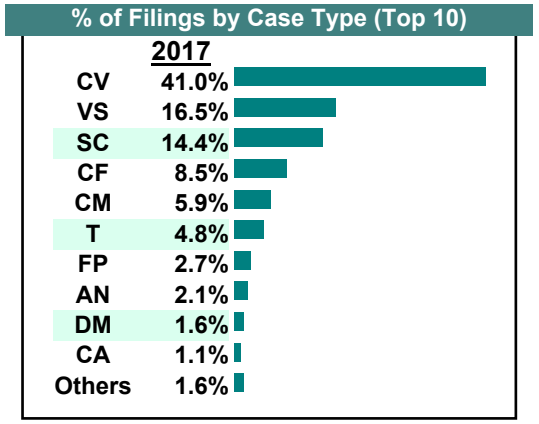
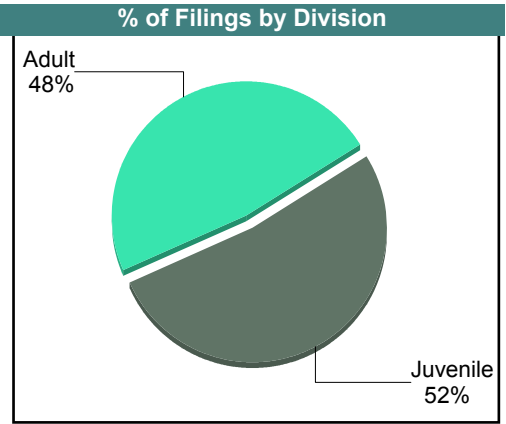
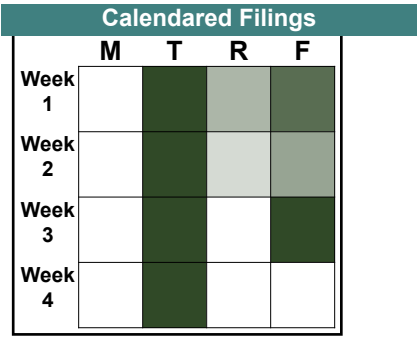
**CASELOAD STATISTICS OF THE JUVENILE & DOMESTIC RELATIONS COURTS**

April 2017

**Dinwiddie**

District: 11

		<u>Filings</u>	<u>Hearings</u>	<u>Transactions</u>	<u>Concluded</u>	<u>Cont</u>
<b>Adult</b>						
Capias	CA	2	11	11	6	5
Felony	CF	16	49	49	11	38
Misdemeanor	CM	11	46	46	10	36
Family Abuse - Prot Order	FP	5	12	12	6	6
Show Cause	SC	25	46	46	26	20
Civil Support	VS	31	43	43	33	10
<b>Adult Total</b>		<b>90</b>	<b>207</b>	<b>207</b>	<b>92</b>	<b>115</b>
<b>Juvenile</b>						
Abuse or Neglect	AN	4	7	7	1	6
Child in Need of Services	CS	0	2	2	0	2
Custody Visitation	CV	77	119	119	52	67
Felony	DF	1	5	5	2	3
Misdemeanor	DM	3	13	13	6	7
Foster Care Review	FC	1	1	1	1	-
Petition	PT	1	1	1	1	-
Show Cause	SC	2	3	3	1	2
Traffic	T	9	11	11	3	8
<b>Juvenile Total</b>		<b>98</b>	<b>162</b>	<b>162</b>	<b>67</b>	<b>95</b>
<b>Dinwiddie Totals</b>		<b>188</b>	<b>369</b>	<b>369</b>	<b>159</b>	<b>210</b>



# CASELOAD STATISTICS OF THE JUVENILE & DOMESTIC RELATIONS COURTS

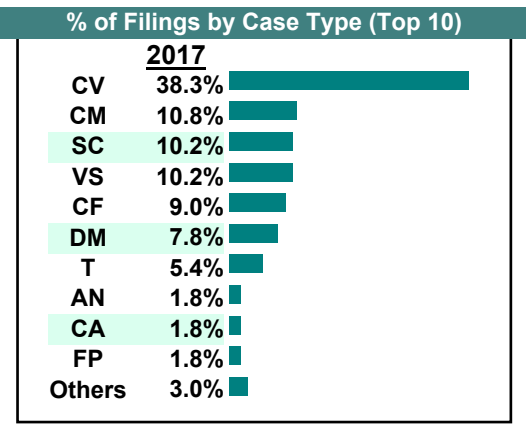
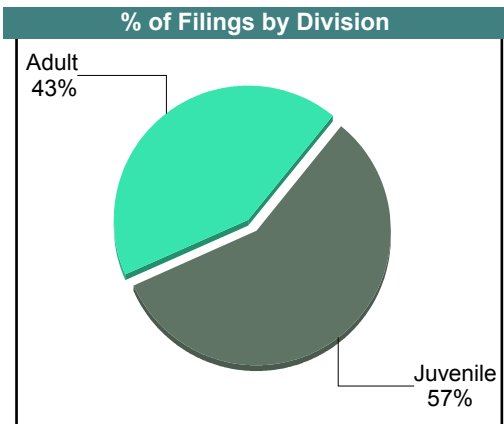
March 2017

Dinwiddie

District: 11

		<u>Filings</u>	<u>Hearings</u>	<u>Transactions</u>	<u>Concluded</u>	<u>Cont</u>
<b>Adult</b>						
Capias	CA	3	17	17	7	10
Felony	CF	15	38	38	6	32
Misdemeanor	CM	18	49	49	11	38
Family Abuse - Prot Order	FP	3	7	7	5	2
Motion - Prot Order	MP	0	1	1	1	-
Show Cause	SC	15	49	49	21	28
Civil Support	VS	17	38	38	20	18
<b>Adult Total</b>		<b>71</b>	<b>199</b>	<b>199</b>	<b>71</b>	<b>128</b>
<b>Juvenile</b>						
Abuse or Neglect	AN	3	7	7	3	4
Custody Visitation	CV	64	121	121	56	65
Felony	DF	2	11	11	2	9
Misdemeanor	DM	13	26	26	5	21
Foster Care Review	FC	2	2	2	2	-
Petition	PT	0	3	3	2	1
Show Cause	SC	2	6	6	4	2
Traffic	T	9	16	16	7	9
Term Parental Rights	TP	1	1	1	1	-
<b>Juvenile Total</b>		<b>96</b>	<b>193</b>	<b>193</b>	<b>82</b>	<b>111</b>
<b>Dinwiddie Totals</b>		<b>167</b>	<b>392</b>	<b>392</b>	<b>153</b>	<b>239</b>

Calendared Filings					
	M	T	W	R	F
Week 1					
Week 2					
Week 3					
Week 4					
Week 5					



**CASELOAD STATISTICS OF THE JUVENILE & DOMESTIC RELATIONS COURTS**

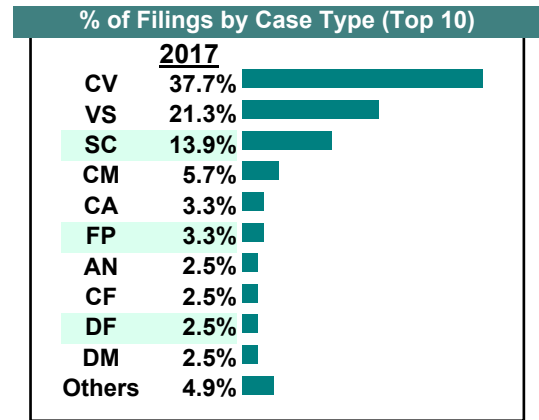
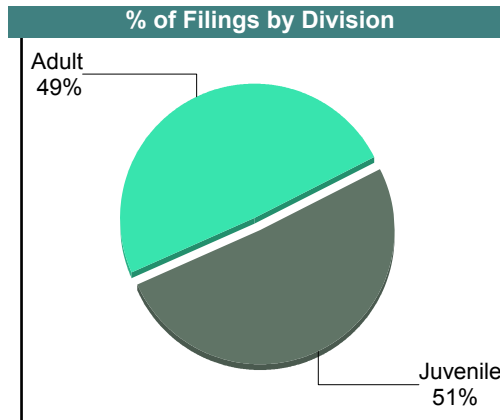
February 2017

**Dinwiddie**

District: 11

		<u>Filings</u>	<u>Hearings</u>	<u>Transactions</u>	<u>Concluded</u>	<u>Cont</u>
<b>Adult</b>						
Bond Forfeiture	BF	1	1	1	1	-
Capias	CA	4	15	15	4	11
Felony	CF	3	25	25	10	15
Misdemeanor	CM	7	54	54	17	37
Family Abuse - Prot Order	FP	4	11	11	4	7
Motion - Prot Order	MP	1	1	1	0	1
Show Cause	SC	14	42	42	14	28
Civil Support	VS	26	37	37	19	18
<b>Adult Total</b>		<b>60</b>	<b>186</b>	<b>186</b>	<b>69</b>	<b>117</b>
<b>Juvenile</b>						
Abuse or Neglect	AN	3	8	8	0	8
Child in Need of Services	CS	1	3	3	1	2
Custody Visitation	CV	46	92	92	48	44
Felony	DF	3	7	7	0	7
Misdemeanor	DM	3	19	19	6	13
Foster Care Review	FC	1	4	4	3	1
Petition	PT	0	1	1	1	-
Show Cause	SC	3	7	7	4	3
Traffic	T	2	3	3	1	2
<b>Juvenile Total</b>		<b>62</b>	<b>144</b>	<b>144</b>	<b>64</b>	<b>80</b>
<b>Dinwiddie Totals</b>		<b>122</b>	<b>330</b>	<b>330</b>	<b>133</b>	<b>197</b>

Calendared Filings					
	M	T	W	R	F
Week 1					
Week 2					
Week 3					
Week 4					
Week 5					





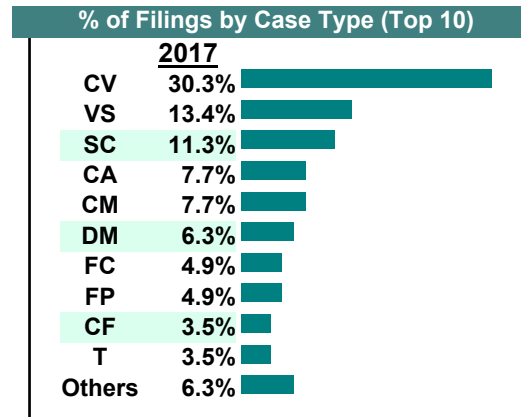
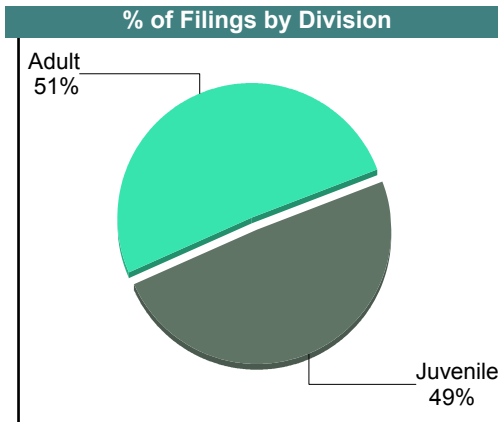
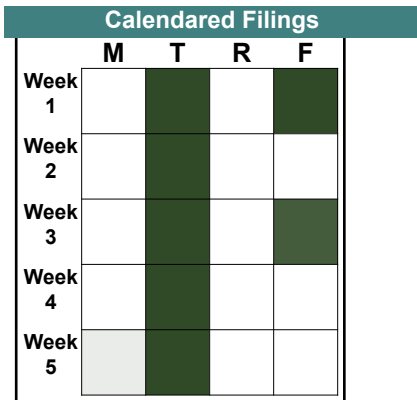
**CASELOAD STATISTICS OF THE JUVENILE & DOMESTIC RELATIONS COURTS**

January 2017

**Dinwiddie**

District: 11

		<u>Filings</u>	<u>Hearings</u>	<u>Transactions</u>	<u>Concluded</u>	<u>Cont</u>
<b><u>Adult</u></b>						
Bond Forfeiture	BF	2	2	2	0	2
Capias	CA	11	30	30	10	20
Felony	CF	5	17	17	9	8
Misdemeanor	CM	11	67	67	14	53
Family Abuse - Prot Order	FP	7	15	15	5	10
Motion - Prot Order	MP	2	2	2	2	-
Other	OT	1	1	1	1	-
Show Cause	SC	14	56	56	20	36
SL/Other	SL	0	1	1	1	-
Civil Support	VS	19	37	37	20	17
<b>Adult Total</b>		<b>72</b>	<b>228</b>	<b>228</b>	<b>82</b>	<b>146</b>
<b><u>Juvenile</u></b>						
Abuse or Neglect	AN	0	2	2	1	1
Child in Need of Services	CS	0	3	3	0	3
Custody Visitation	CV	43	104	104	66	38
Felony	DF	1	5	5	0	5
Misdemeanor	DM	9	29	29	10	19
Foster Care Review	FC	7	13	13	7	6
Petition	PT	1	2	2	0	2
Show Cause	SC	2	4	4	0	4
Status	ST	2	2	2	2	-
Traffic	T	5	7	7	2	5
Term Parental Rights	TP	0	6	6	6	-
<b>Juvenile Total</b>		<b>70</b>	<b>177</b>	<b>177</b>	<b>94</b>	<b>83</b>
<b>Dinwiddie Totals</b>		<b>142</b>	<b>405</b>	<b>405</b>	<b>176</b>	<b>229</b>



# CASELOAD STATISTICS OF THE JUVENILE & DOMESTIC RELATIONS COURTS

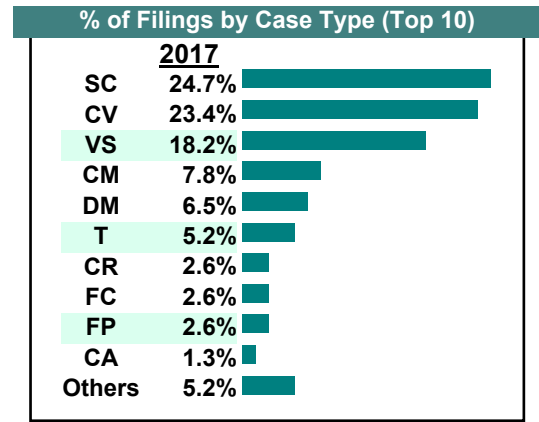
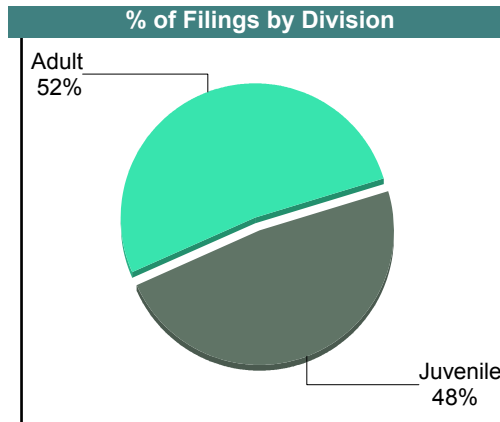
December 2017

**Nottoway**

District: 11

		<u>Filings</u>	<u>Hearings</u>	<u>Transactions</u>	<u>Concluded</u>	<u>Cont</u>
<b><u>Adult</u></b>						
Capias	CA	1	8	8	3	5
Felony	CF	1	4	4	2	2
Misdemeanor	CM	6	28	28	13	15
Family Abuse - Prot Order	FP	2	7	7	4	3
Other	OT	1	1	1	1	-
Show Cause	SC	15	29	29	9	20
Civil Support	VS	14	25	25	15	10
<b>Adult Total</b>		<b>40</b>	<b>102</b>	<b>102</b>	<b>47</b>	<b>55</b>
<b><u>Juvenile</u></b>						
Custody Relief	CR	2	4	4	0	4
Custody Visitation	CV	18	45	45	14	31
Felony	DF	1	2	2	1	1
Misdemeanor	DM	5	5	5	1	4
Foster Care Review	FC	2	2	2	2	-
Petition	PT	1	1	1	1	-
Show Cause	SC	4	8	8	3	5
Status	ST	0	4	4	1	3
Traffic	T	4	3	4	3	1
Truancy	TR	0	1	1	1	-
<b>Juvenile Total</b>		<b>37</b>	<b>75</b>	<b>76</b>	<b>27</b>	<b>49</b>
<b>Nottoway Totals</b>		<b>77</b>	<b>177</b>	<b>178</b>	<b>74</b>	<b>104</b>

Calendared Filings	
	W R
Week 1	
Week 2	
Week 3	



# CASELOAD STATISTICS OF THE JUVENILE & DOMESTIC RELATIONS COURTS

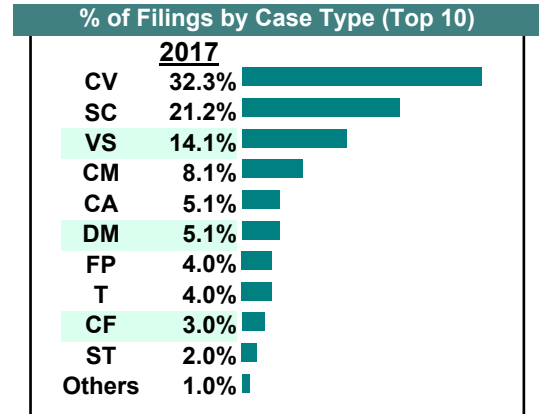
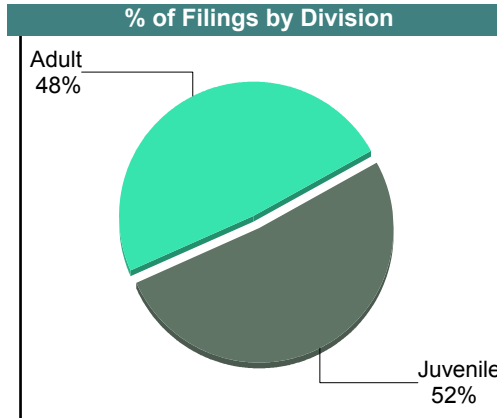
November 2017

**Nottoway**

District: 11

		<u>Filings</u>	<u>Hearings</u>	<u>Transactions</u>	<u>Concluded</u>	<u>Cont</u>
<b><u>Adult</u></b>						
Capias	CA	5	17	17	3	14
Felony	CF	3	8	8	2	6
Misdemeanor	CM	8	40	40	11	29
Family Abuse - Prot Order	FP	4	6	6	3	3
Other	OT	1	1	1	1	-
Show Cause	SC	13	35	35	10	25
Civil Support	VS	14	24	24	11	13
<b>Adult Total</b>		<b>48</b>	<b>131</b>	<b>131</b>	<b>41</b>	<b>90</b>
<b><u>Juvenile</u></b>						
Custody Visitation	CV	32	97	97	52	45
Felony	DF	0	2	2	1	1
Misdemeanor	DM	5	7	7	1	6
Show Cause	SC	8	20	20	8	12
Status	ST	2	2	2	0	2
Traffic	T	4	5	5	1	4
Truancy	TR	0	3	3	0	3
<b>Juvenile Total</b>		<b>51</b>	<b>136</b>	<b>136</b>	<b>63</b>	<b>73</b>
<b>Nottoway Totals</b>		<b>99</b>	<b>267</b>	<b>267</b>	<b>104</b>	<b>163</b>

Calendared Filings				
	M	W	R	F
Week 1				
Week 2				
Week 3				
Week 4				
Week 5				



**CASELOAD STATISTICS OF THE JUVENILE & DOMESTIC RELATIONS COURTS**

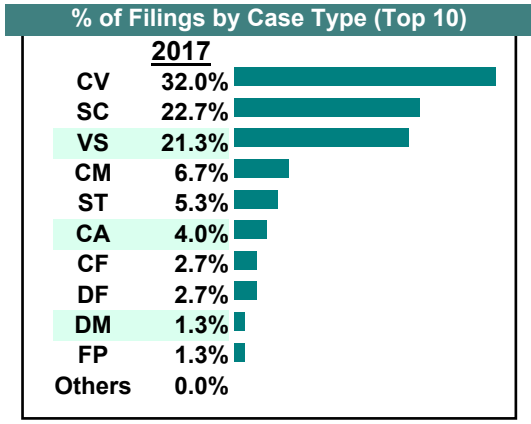
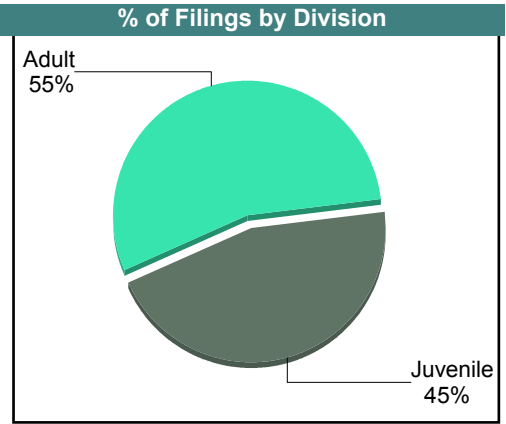
**October 2017**

**Nottoway**

District: 11

		<u>Filings</u>	<u>Hearings</u>	<u>Transactions</u>	<u>Concluded</u>	<u>Cont</u>
<b><u>Adult</u></b>						
Capias	CA	3	7	7	3	4
Felony	CF	2	11	11	7	4
Misdemeanor	CM	5	40	40	7	33
Family Abuse - Prot Order	FP	1	5	5	2	3
Motion - Prot Order	MP	0	1	1	1	-
Show Cause	SC	14	35	35	8	27
Civil Support	VS	16	25	25	14	11
<b>Adult Total</b>		<b>41</b>	<b>124</b>	<b>124</b>	<b>42</b>	<b>82</b>
<b><u>Juvenile</u></b>						
Custody Visitation	CV	24	70	70	37	33
Felony	DF	2	4	4	1	3
Misdemeanor	DM	1	9	9	8	1
Petition	PT	0	2	2	0	2
Show Cause	SC	3	10	10	5	5
Status	ST	4	4	4	1	3
Traffic	T	0	2	2	2	-
Truancy	TR	0	7	7	3	4
<b>Juvenile Total</b>		<b>34</b>	<b>108</b>	<b>108</b>	<b>57</b>	<b>51</b>
<b>Nottoway Totals</b>		<b>75</b>	<b>232</b>	<b>232</b>	<b>99</b>	<b>133</b>

<b>Calendared Filings</b>			
	<b>T</b>	<b>W</b>	<b>R</b>
Week 1			
Week 2			
Week 3			
Week 4			



# CASELOAD STATISTICS OF THE JUVENILE & DOMESTIC RELATIONS COURTS

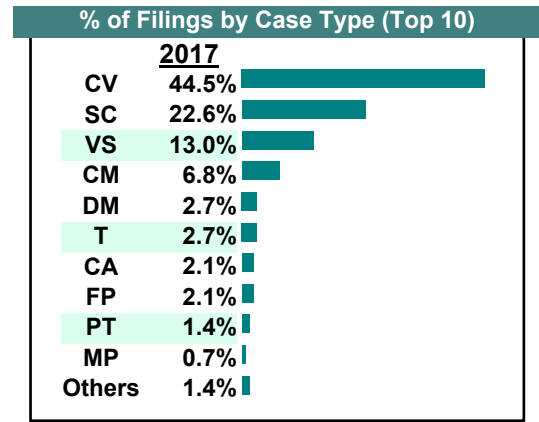
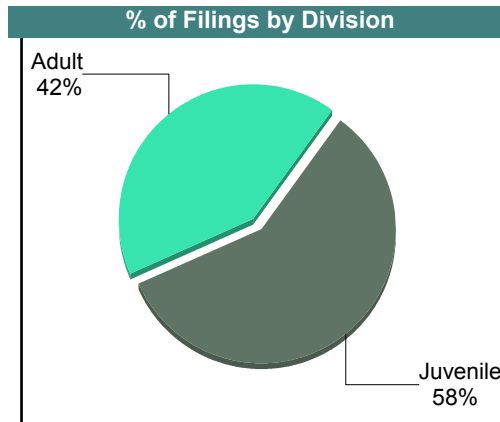
September 2017

**Nottoway**

District: 11

		<u>Filings</u>	<u>Hearings</u>	<u>Transactions</u>	<u>Concluded</u>	<u>Cont</u>
<b><u>Adult</u></b>						
Capias	CA	3	9	9	3	6
Misdemeanor	CM	10	26	26	5	21
Family Abuse - Prot Order	FP	3	4	4	2	2
Motion - Prot Order	MP	1	1	1	0	1
Other	OT	1	1	1	1	-
Show Cause	SC	24	45	45	18	27
Civil Support	VS	19	36	36	13	23
<b>Adult Total</b>		<b>61</b>	<b>122</b>	<b>122</b>	<b>42</b>	<b>80</b>
<b><u>Juvenile</u></b>						
Child in Need of Services	CS	0	1	1	1	-
Custody Visitation	CV	65	145	145	57	88
Felony	DF	0	3	3	1	2
Misdemeanor	DM	4	11	11	5	6
Petition	PT	2	2	2	0	2
Remand Custody	RC	1	1	1	1	-
Show Cause	SC	9	11	11	2	9
Status	ST	0	1	1	0	1
Traffic	T	4	12	12	7	5
Truancy	TR	0	2	2	0	2
<b>Juvenile Total</b>		<b>85</b>	<b>189</b>	<b>189</b>	<b>74</b>	<b>115</b>
<b>Nottoway Totals</b>		<b>146</b>	<b>311</b>	<b>311</b>	<b>116</b>	<b>195</b>

Calendared Filings	
	W R
Week 1	
Week 2	
Week 3	
Week 4	



# CASELOAD STATISTICS OF THE JUVENILE & DOMESTIC RELATIONS COURTS

August 2017

**Nottoway**

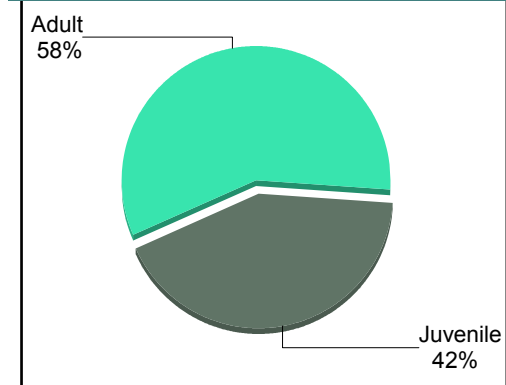
District: 11

		<u>Filings</u>	<u>Hearings</u>	<u>Transactions</u>	<u>Concluded</u>	<u>Cont</u>
<b><u>Adult</u></b>						
Capias	CA	7	18	18	7	11
Felony	CF	0	9	9	2	7
Misdemeanor	CM	10	33	33	9	24
Family Abuse - Prot Order	FP	8	15	15	7	8
Remand Support	RS	1	1	1	1	-
Show Cause	SC	11	39	39	13	26
Civil Support	VS	12	24	24	11	13
<b>Adult Total</b>		<b>49</b>	<b>139</b>	<b>139</b>	<b>50</b>	<b>89</b>
<b><u>Juvenile</u></b>						
Custody Relief	CR	0	1	1	0	1
Child in Need of Services	CS	0	1	1	1	-
Custody Visitation	CV	29	100	100	44	56
Felony	DF	0	5	5	2	3
Misdemeanor	DM	1	14	14	10	4
Initial Foster Care	IF	2	2	2	2	-
Remand Custody	RC	1	1	1	1	-
Show Cause	SC	1	3	3	1	2
Status	ST	0	2	2	1	1
Traffic	T	2	8	8	2	6
<b>Juvenile Total</b>		<b>36</b>	<b>137</b>	<b>137</b>	<b>64</b>	<b>73</b>
<b>Nottoway Totals</b>		<b>85</b>	<b>276</b>	<b>276</b>	<b>114</b>	<b>162</b>

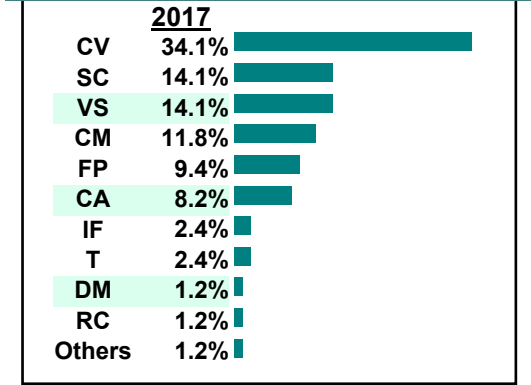
**Calendared Filings**

	<b>T</b>	<b>W</b>	<b>R</b>
Week 1			
Week 2			
Week 3			
Week 4			
Week 5			

**% of Filings by Division**



**% of Filings by Case Type (Top 10)**



# CASELOAD STATISTICS OF THE JUVENILE & DOMESTIC RELATIONS COURTS

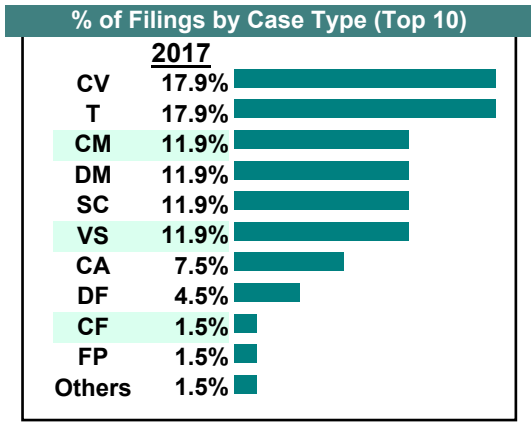
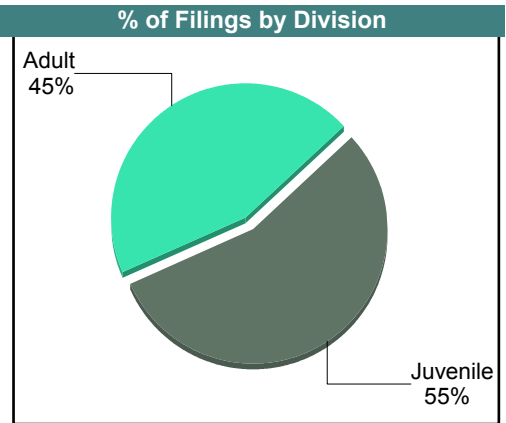
July 2017

**Nottoway**

District: 11

		<u>Filings</u>	<u>Hearings</u>	<u>Transactions</u>	<u>Concluded</u>	<u>Cont</u>
<b>Adult</b>						
Capias	CA	5	9	9	4	5
Felony	CF	1	6	6	4	2
Misdemeanor	CM	8	31	31	15	16
Family Abuse - Prot Order	FP	1	8	8	6	2
Show Cause	SC	7	31	31	15	16
Civil Support	VS	8	16	16	10	6
<b>Adult Total</b>		<b>30</b>	<b>101</b>	<b>101</b>	<b>54</b>	<b>47</b>
<b>Juvenile</b>						
Child in Need of Services	CS	0	1	1	0	1
Custody Visitation	CV	12	47	47	15	32
Felony	DF	3	14	14	9	5
Misdemeanor	DM	8	28	28	13	15
Show Cause	SC	1	1	1	0	1
Status	ST	1	2	2	0	2
Traffic	T	12	13	14	3	11
<b>Juvenile Total</b>		<b>37</b>	<b>106</b>	<b>107</b>	<b>40</b>	<b>67</b>
<b>Nottoway Totals</b>		<b>67</b>	<b>207</b>	<b>208</b>	<b>94</b>	<b>114</b>

Calendared Filings				
	M	W	R	F
Week 1				
Week 2				
Week 3				
Week 4				



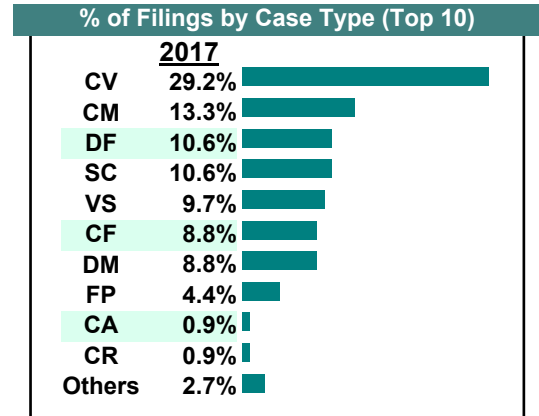
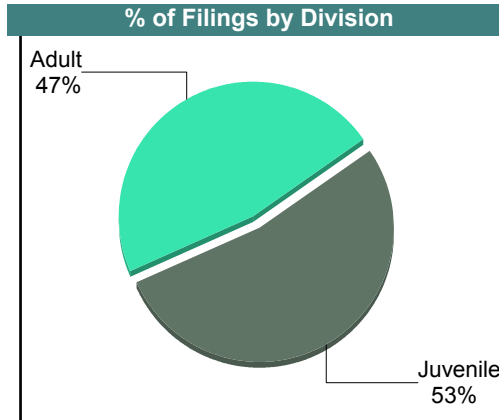

# CASELOAD STATISTICS OF THE JUVENILE & DOMESTIC RELATIONS COURTS

June 2017

**Nottoway**

District: 11

		<u>Filings</u>	<u>Hearings</u>	<u>Transactions</u>	<u>Concluded</u>	<u>Cont</u>
<b><u>Adult</u></b>						
Capias	CA	1	7	7	4	3
Felony	CF	10	16	16	2	14
Misdemeanor	CM	15	45	45	5	40
Family Abuse - Prot Order	FP	5	11	11	5	6
Show Cause	SC	11	52	52	22	30
Civil Support	VS	11	18	18	10	8
<b>Adult Total</b>		<b>53</b>	<b>149</b>	<b>149</b>	<b>48</b>	<b>101</b>
<b><u>Juvenile</u></b>						
Custody Relief	CR	1	2	2	0	2
Child in Need of Services	CS	1	6	6	2	4
Custody Visitation	CV	33	78	78	25	53
Felony	DF	12	33	33	1	32
Misdemeanor	DM	10	37	37	5	32
Permanency	PH	1	1	1	1	-
Show Cause	SC	1	6	6	5	1
Traffic	T	1	2	2	1	1
<b>Juvenile Total</b>		<b>60</b>	<b>165</b>	<b>165</b>	<b>40</b>	<b>125</b>
<b>Nottoway Totals</b>		<b>113</b>	<b>314</b>	<b>314</b>	<b>88</b>	<b>226</b>





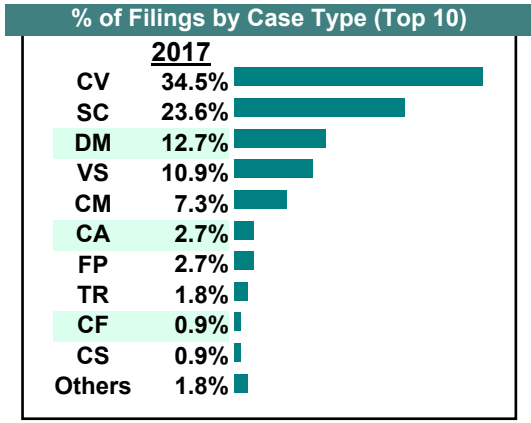
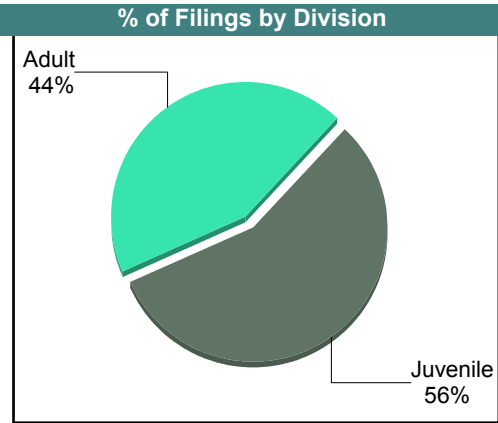
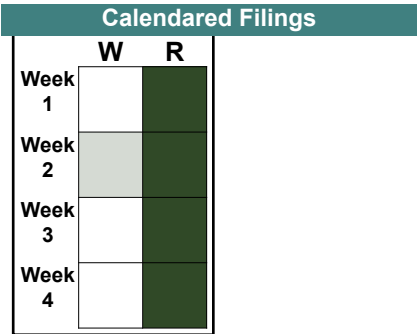
# CASELOAD STATISTICS OF THE JUVENILE & DOMESTIC RELATIONS COURTS

May 2017

**Nottoway**

District: 11

		<u>Filings</u>	<u>Hearings</u>	<u>Transactions</u>	<u>Concluded</u>	<u>Cont</u>
<b><u>Adult</u></b>						
Capias	CA	3	7	7	4	3
Felony	CF	1	2	2	0	2
Misdemeanor	CM	8	38	38	13	25
Family Abuse - Prot Order	FP	3	6	6	2	4
Show Cause	SC	21	51	51	17	34
Civil Support	VS	12	24	24	13	11
<b>Adult Total</b>		<b>48</b>	<b>128</b>	<b>128</b>	<b>49</b>	<b>79</b>
<b><u>Juvenile</u></b>						
Child in Need of Services	CS	1	1	1	0	1
Custody Visitation	CV	38	152	152	36	116
Felony	DF	1	1	1	0	1
Misdemeanor	DM	14	19	19	3	16
Show Cause	SC	5	13	13	8	5
Status	ST	1	3	3	1	2
Traffic	T	0	1	1	1	-
Truancy	TR	2	6	6	3	3
<b>Juvenile Total</b>		<b>62</b>	<b>196</b>	<b>196</b>	<b>52</b>	<b>144</b>
<b>Nottoway Totals</b>		<b>110</b>	<b>324</b>	<b>324</b>	<b>101</b>	<b>223</b>



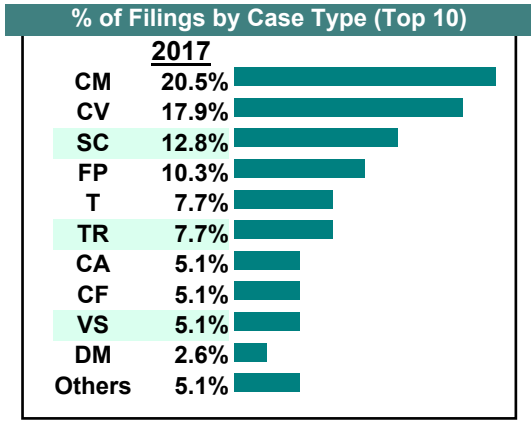
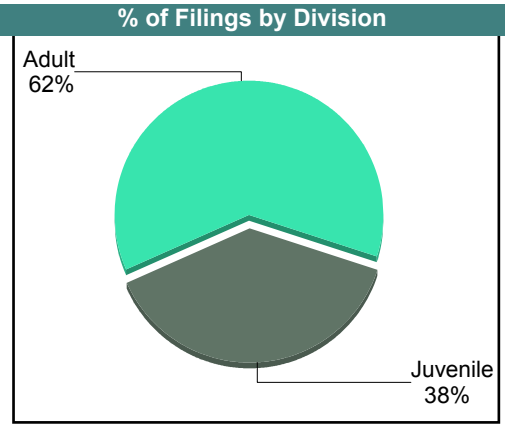
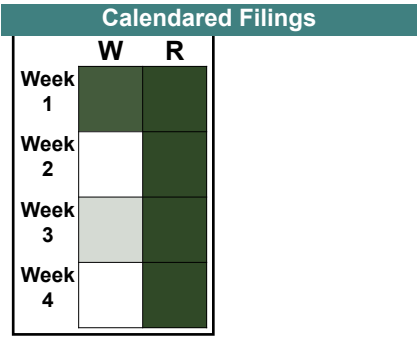
**CASELOAD STATISTICS OF THE JUVENILE & DOMESTIC RELATIONS COURTS**

**Nottoway**

District: 11

April 2017

		<u>Filings</u>	<u>Hearings</u>	<u>Transactions</u>	<u>Concluded</u>	<u>Cont</u>
<b><u>Adult</u></b>						
Capias	CA	2	10	10	3	7
Felony	CF	2	4	4	2	2
Misdemeanor	CM	8	27	27	1	26
Family Abuse - Prot Order	FP	4	6	6	2	4
Other	OT	1	1	1	1	-
Show Cause	SC	5	15	15	5	10
Civil Support	VS	2	9	9	3	6
<b>Adult Total</b>		<b>24</b>	<b>72</b>	<b>72</b>	<b>17</b>	<b>55</b>
<b><u>Juvenile</u></b>						
Child in Need of Services	CS	0	1	1	1	-
Custody Visitation	CV	7	35	35	12	23
Misdemeanor	DM	1	4	4	2	2
Petition	PT	0	1	1	1	-
Show Cause	SC	0	10	10	4	6
Status	ST	1	1	1	0	1
Traffic	T	3	6	6	4	2
Truancy	TR	3	6	6	1	5
<b>Juvenile Total</b>		<b>15</b>	<b>64</b>	<b>64</b>	<b>25</b>	<b>39</b>
<b>Nottoway Totals</b>		<b>39</b>	<b>136</b>	<b>136</b>	<b>42</b>	<b>94</b>



# CASELOAD STATISTICS OF THE JUVENILE & DOMESTIC RELATIONS COURTS

March 2017

**Nottoway**

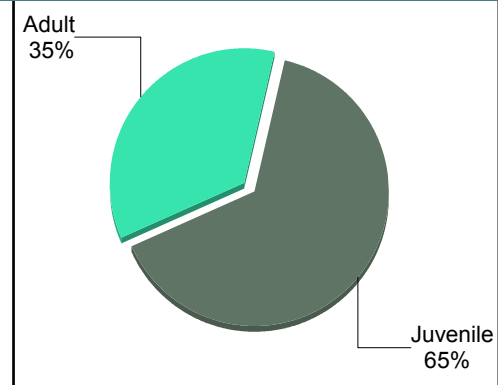
District: 11

		<u>Filings</u>	<u>Hearings</u>	<u>Transactions</u>	<u>Concluded</u>	<u>Cont</u>
<b><u>Adult</u></b>						
Capias	CA	4	7	7	3	4
Felony	CF	0	2	2	2	-
Misdemeanor	CM	10	31	31	6	25
Family Abuse - Prot Order	FP	3	6	6	2	4
Show Cause	SC	18	43	43	9	34
Civil Support	VS	16	22	22	13	9
<b>Adult Total</b>		<b>51</b>	<b>111</b>	<b>111</b>	<b>35</b>	<b>76</b>
<b><u>Juvenile</u></b>						
Abuse or Neglect	AN	0	4	4	4	-
Custody Relief	CR	0	6	6	6	-
Child in Need of Services	CS	0	1	1	0	1
Custody Visitation	CV	74	142	142	18	124
Felony	DF	0	5	5	4	1
Misdemeanor	DM	1	3	3	2	1
Initial Foster Care	IF	3	3	3	3	-
Show Cause	SC	5	9	9	3	6
Traffic	T	2	4	4	3	1
Term Parental Rights	TP	3	3	3	3	-
Truancy	TR	5	7	7	3	4
<b>Juvenile Total</b>		<b>93</b>	<b>187</b>	<b>187</b>	<b>49</b>	<b>138</b>
<b>Nottoway Totals</b>		<b>144</b>	<b>298</b>	<b>298</b>	<b>84</b>	<b>214</b>

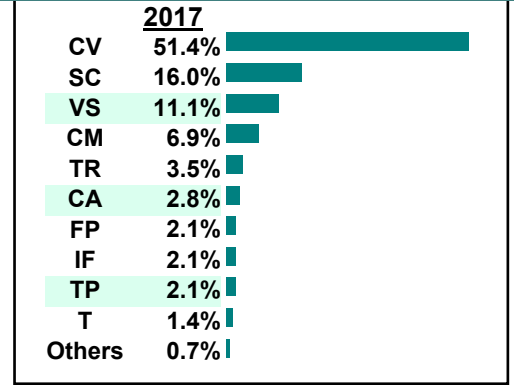
**Calendared Filings**

	<b>W</b>	<b>R</b>
Week 1		
Week 2		
Week 3		
Week 4		
Week 5		

**% of Filings by Division**



**% of Filings by Case Type (Top 10)**



**CASELOAD STATISTICS OF THE JUVENILE & DOMESTIC RELATIONS COURTS**

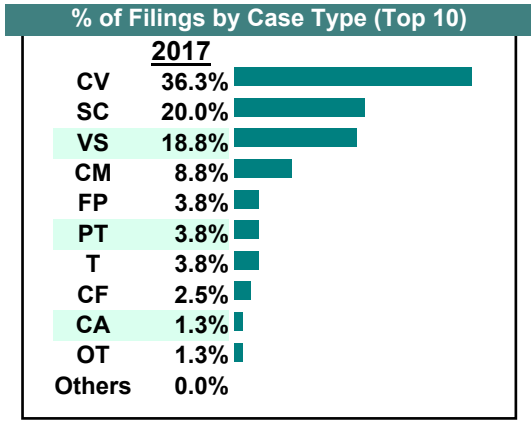
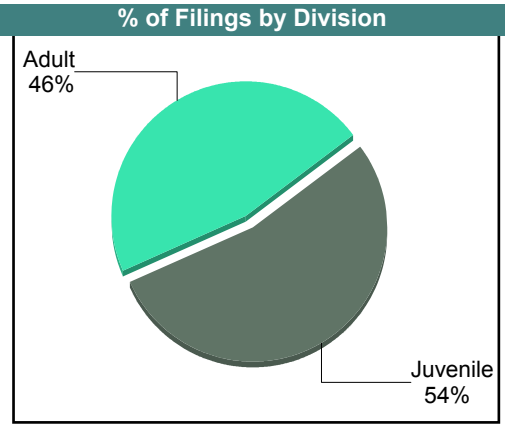
February 2017

**Nottoway**

District: 11

		<u>Filings</u>	<u>Hearings</u>	<u>Transactions</u>	<u>Concluded</u>	<u>Cont</u>
<b><u>Adult</u></b>						
Capias	CA	1	7	7	4	3
Felony	CF	2	8	8	2	6
Misdemeanor	CM	7	19	19	4	15
Family Abuse - Prot Order	FP	3	4	4	1	3
Other	OT	1	1	1	1	-
Show Cause	SC	8	31	31	11	20
Civil Support	VS	15	23	23	14	9
<b>Adult Total</b>		<b>37</b>	<b>93</b>	<b>93</b>	<b>37</b>	<b>56</b>
<b><u>Juvenile</u></b>						
Child in Need of Services	CS	0	1	1	0	1
Custody Visitation	CV	29	74	74	36	38
Felony	DF	0	10	10	4	6
Misdemeanor	DM	0	10	10	4	6
Petition	PT	3	3	3	2	1
Show Cause	SC	8	17	17	10	7
Traffic	T	3	3	4	1	3
Truancy	TR	0	3	3	0	3
<b>Juvenile Total</b>		<b>43</b>	<b>121</b>	<b>122</b>	<b>57</b>	<b>65</b>
<b>Nottoway Totals</b>		<b>80</b>	<b>214</b>	<b>215</b>	<b>94</b>	<b>121</b>

<b>Calendared Filings</b>		
	<b>W</b>	<b>R</b>
Week 1		
Week 2		
Week 3		
Week 4		



# CASELOAD STATISTICS OF THE JUVENILE & DOMESTIC RELATIONS COURTS

January 2017

Nottoway

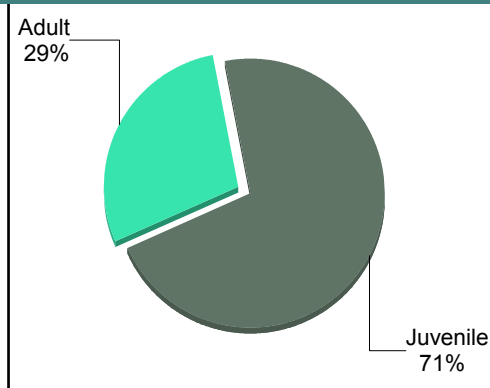
District: 11

		Filings	Hearings	Transactions	Concluded	Cont
<b>Adult</b>						
Capias	CA	3	12	12	5	7
Felony	CF	3	13	13	5	8
Misdemeanor	CM	4	21	21	7	14
Family Abuse - Prot Order	FP	0	3	3	2	1
Show Cause	SC	9	18	18	8	10
Civil Support	VS	10	16	16	6	10
<b>Adult Total</b>		<b>29</b>	<b>83</b>	<b>83</b>	<b>33</b>	<b>50</b>
<b>Juvenile</b>						
Abuse or Neglect	AN	0	4	4	0	4
Custody Relief	CR	3	6	6	0	6
Child in Need of Services	CS	0	6	6	3	3
Custody Visitation	CV	50	71	71	19	52
Felony	DF	1	3	3	1	2
Misdemeanor	DM	3	19	19	10	9
Foster Care Review	FC	1	1	1	1	-
Show Cause	SC	6	20	20	8	12
Status	ST	1	3	3	3	-
Traffic	T	6	11	11	5	6
Truancy	TR	1	4	4	1	3
<b>Juvenile Total</b>		<b>72</b>	<b>148</b>	<b>148</b>	<b>51</b>	<b>97</b>
<b>Nottoway Totals</b>		<b>101</b>	<b>231</b>	<b>231</b>	<b>84</b>	<b>147</b>

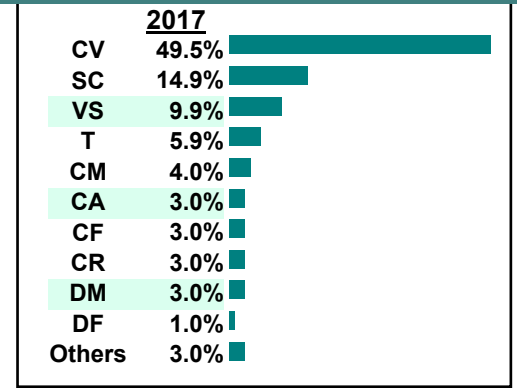
Calendared Filings

	T	W	R
Week 1			
Week 2			
Week 3			
Week 4			
Week 5			

% of Filings by Division



% of Filings by Case Type (Top 10)



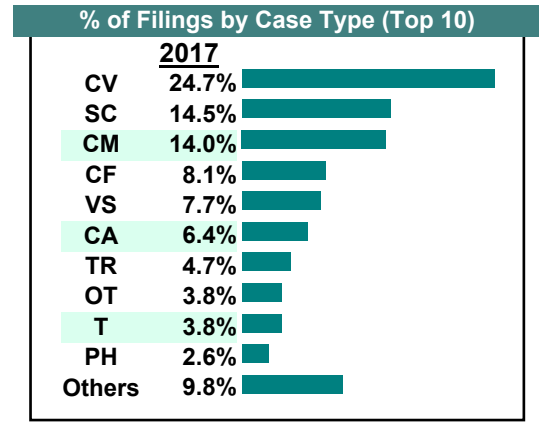
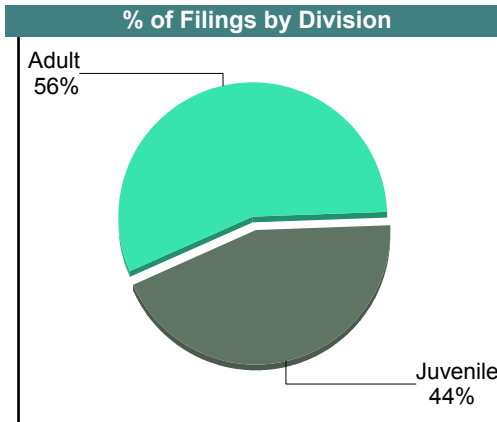

**CASELOAD STATISTICS OF THE JUVENILE & DOMESTIC RELATIONS COURTS**

December 2017

**Petersburg**

District: 11

		<u>Filings</u>	<u>Hearings</u>	<u>Transactions</u>	<u>Concluded</u>	<u>Cont</u>
<b><u>Adult</u></b>						
Non-Family Abuse Prot Order	AP	5	7	7	0	7
Capias	CA	15	49	49	31	18
Felony	CF	19	50	50	11	39
Misdemeanor	CM	33	82	82	19	63
Family Abuse - Prot Order	FP	5	18	18	9	9
Motion - Prot Order	MP	1	1	1	1	-
Other	OT	9	9	9	8	1
Show Cause	SC	27	90	90	40	50
Civil Support	VS	18	46	46	32	14
<b>Adult Total</b>		<b>132</b>	<b>352</b>	<b>352</b>	<b>151</b>	<b>201</b>
<b><u>Juvenile</u></b>						
Abuse or Neglect	AN	0	6	6	1	5
Non-Family Abuse Prot Order	AP	0	2	2	2	-
Child in Need of Services	CS	2	5	5	3	2
Custody Visitation	CV	58	104	104	60	44
Felony	DF	4	26	26	5	21
Misdemeanor	DM	4	27	27	6	21
Foster Care Review	FC	1	1	1	1	-
Initial Foster Care	IF	1	1	1	1	-
Permanency	PH	6	6	6	6	-
Show Cause	SC	7	11	11	3	8
Status	ST	0	1	1	0	1
Traffic	T	9	12	13	10	3
Truancy	TR	11	12	12	10	2
<b>Juvenile Total</b>		<b>103</b>	<b>214</b>	<b>215</b>	<b>108</b>	<b>107</b>
<b>Petersburg Totals</b>		<b>235</b>	<b>566</b>	<b>567</b>	<b>259</b>	<b>308</b>



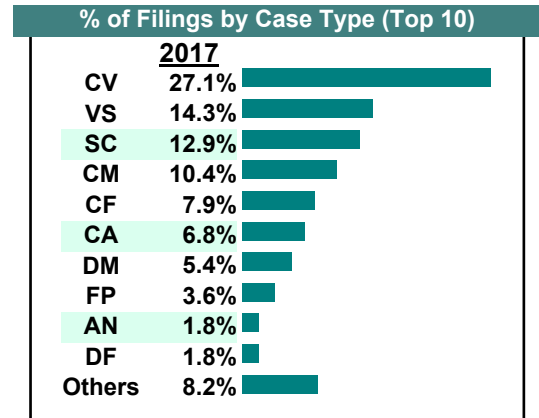
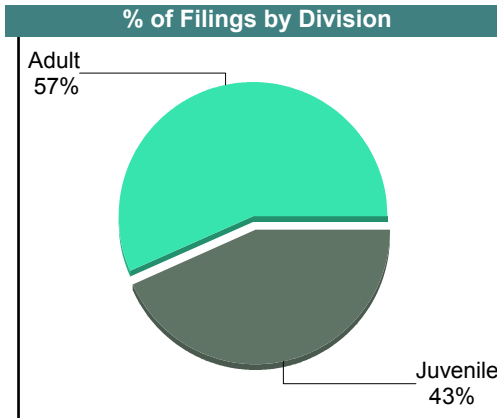
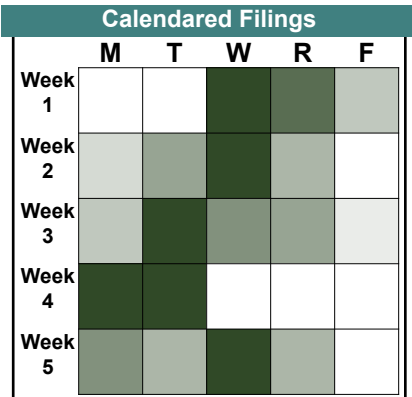
# CASELOAD STATISTICS OF THE JUVENILE & DOMESTIC RELATIONS COURTS

November 2017

Petersburg

District: 11

		<u>Filings</u>	<u>Hearings</u>	<u>Transactions</u>	<u>Concluded</u>	<u>Cont</u>
<b>Adult</b>						
Bond Forfeiture	BF	1	1	1	1	-
Capias	CA	19	46	46	21	25
Felony	CF	22	62	62	6	56
Misdemeanor	CM	29	88	88	30	58
Family Abuse - Prot Order	FP	10	22	22	9	13
Other	OT	1	1	1	1	-
Violation of PO	PV	2	2	2	2	-
Show Cause	SC	35	108	108	37	71
Civil Support	VS	40	55	55	28	27
<b>Adult Total</b>		<b>159</b>	<b>385</b>	<b>385</b>	<b>135</b>	<b>250</b>
<b>Juvenile</b>						
Abuse or Neglect	AN	5	10	10	3	7
Non-Family Abuse Prot Order	AP	2	5	5	3	2
Child in Need of Services	CS	1	3	3	0	3
Custody Visitation	CV	76	114	114	57	57
Felony	DF	5	32	32	4	28
Misdemeanor	DM	15	39	39	6	33
Foster Care Review	FC	1	1	1	1	-
Initial Foster Care	IF	3	3	3	3	-
Permanency	PH	5	5	5	5	-
Petition	PT	2	3	3	2	1
Show Cause	SC	1	10	10	3	7
Status	ST	2	2	2	1	1
Traffic	T	2	5	5	2	3
Truancy	TR	1	4	4	2	2
<b>Juvenile Total</b>		<b>121</b>	<b>236</b>	<b>236</b>	<b>92</b>	<b>144</b>
<b>Petersburg Totals</b>		<b>280</b>	<b>621</b>	<b>621</b>	<b>227</b>	<b>394</b>



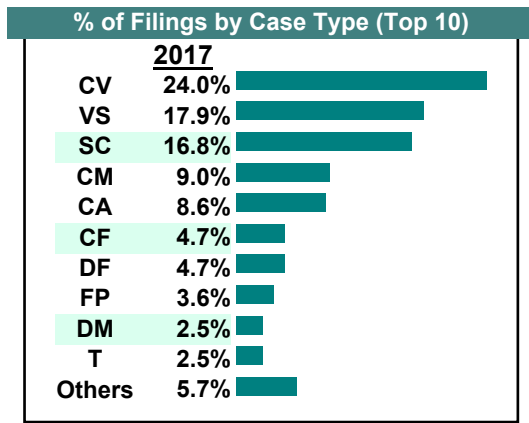
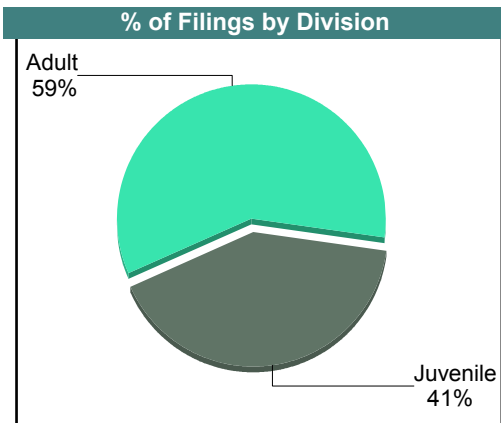

**CASELOAD STATISTICS OF THE JUVENILE & DOMESTIC RELATIONS COURTS**

October 2017

**Petersburg**

District: 11

		<u>Filings</u>	<u>Hearings</u>	<u>Transactions</u>	<u>Concluded</u>	<u>Cont</u>
<b><u>Adult</u></b>						
Capias	CA	24	67	67	35	32
Felony	CF	13	35	35	13	22
Misdemeanor	CM	25	100	100	38	62
Family Abuse - Prot Order	FP	9	23	23	10	13
Violation of PO	PV	1	1	1	1	-
Show Cause	SC	42	160	160	61	99
Civil Support	VS	50	67	67	39	28
<b>Adult Total</b>		<b>164</b>	<b>453</b>	<b>453</b>	<b>197</b>	<b>256</b>
<b><u>Juvenile</u></b>						
Abuse or Neglect	AN	1	3	3	0	3
Non-Family Abuse Prot Order	AP	4	5	5	1	4
Child in Need of Services	CS	2	3	3	1	2
Custody Visitation	CV	67	125	125	74	51
Felony	DF	13	53	53	18	35
Misdemeanor	DM	7	41	41	14	27
Foster Care Review	FC	3	3	3	3	-
Family Abuse - Prot Order	FP	1	1	1	1	-
Permanency	PH	2	2	2	2	-
Show Cause	SC	5	15	15	9	6
Traffic	T	7	10	10	5	5
Truancy	TR	3	7	7	3	4
<b>Juvenile Total</b>		<b>115</b>	<b>268</b>	<b>268</b>	<b>131</b>	<b>137</b>
<b>Petersburg Totals</b>		<b>279</b>	<b>721</b>	<b>721</b>	<b>328</b>	<b>393</b>





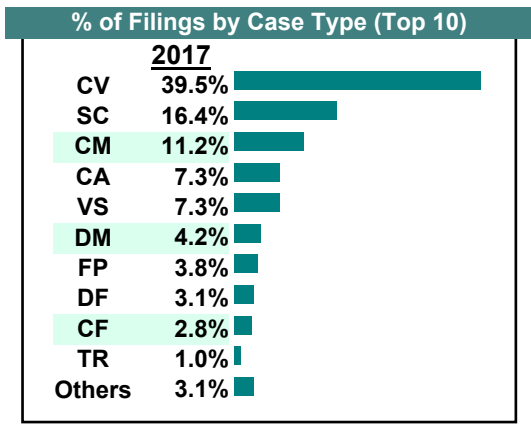
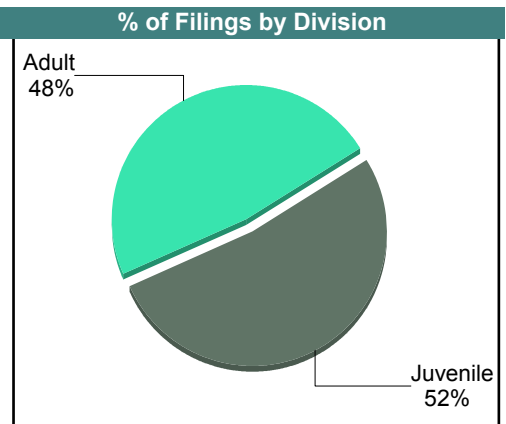

# CASELOAD STATISTICS OF THE JUVENILE & DOMESTIC RELATIONS COURTS

September 2017

Petersburg

District: 11

		Filings	Hearings	Transactions	Concluded	Cont
<b>Adult</b>						
Capias	CA	21	50	50	24	26
Felony	CF	8	24	24	6	18
Misdemeanor	CM	32	104	104	28	76
Family Abuse - Prot Order	FP	11	20	20	9	11
Other	OT	0	4	4	4	-
Violation of PO	PV	1	1	1	1	-
Show Cause	SC	42	152	152	63	89
SL/Other	SL	1	2	2	1	1
Civil Support	VS	21	54	54	35	19
<b>Adult Total</b>		<b>137</b>	<b>411</b>	<b>411</b>	<b>171</b>	<b>240</b>
<b>Juvenile</b>						
Abuse or Neglect	AN	1	2	2	0	2
Child in Need of Services	CS	0	1	1	0	1
Custody Visitation	CV	113	163	163	105	58
Felony	DF	9	45	45	11	34
Misdemeanor	DM	12	67	67	25	42
Foster Care Review	FC	2	2	2	2	-
Family Abuse - Prot Order	FP	0	1	1	1	-
Permanency	PH	2	2	2	2	-
Petition	PT	0	1	1	0	1
Show Cause	SC	5	21	21	7	14
Status	ST	1	1	1	1	-
Traffic	T	1	4	4	2	2
Truancy	TR	3	9	9	5	4
<b>Juvenile Total</b>		<b>149</b>	<b>319</b>	<b>319</b>	<b>161</b>	<b>158</b>
<b>Petersburg Totals</b>		<b>286</b>	<b>730</b>	<b>730</b>	<b>332</b>	<b>398</b>



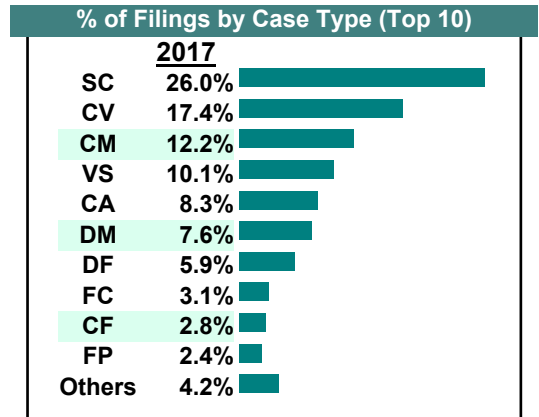
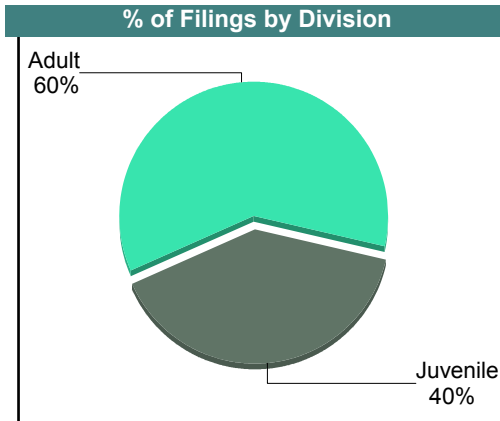

**CASELOAD STATISTICS OF THE JUVENILE & DOMESTIC RELATIONS COURTS**

**August 2017**

**Petersburg**

District: 11

		<u>Filings</u>	<u>Hearings</u>	<u>Transactions</u>	<u>Concluded</u>	<u>Cont</u>
<b><u>Adult</u></b>						
Capias	CA	24	57	57	29	28
Felony	CF	8	27	27	9	18
Misdemeanor	CM	35	101	101	26	74
Family Abuse - Prot Order	FP	6	12	12	2	10
Violation of PO	PV	1	1	1	1	-
Show Cause	SC	71	159	159	64	95
Civil Support	VS	29	57	57	37	20
<b>Adult Total</b>		<b>174</b>	<b>414</b>	<b>414</b>	<b>168</b>	<b>245</b>
<b><u>Juvenile</u></b>						
Abuse or Neglect	AN	2	6	6	2	4
Non-Family Abuse Prot Order	AP	1	2	2	1	1
Custody Visitation	CV	50	115	115	79	36
Felony	DF	17	36	36	8	28
Misdemeanor	DM	22	44	44	9	35
Foster Care Review	FC	9	9	9	9	-
Family Abuse - Prot Order	FP	1	1	1	0	1
Permanency	PH	3	3	3	3	-
Show Cause	SC	4	21	21	5	16
Traffic	T	5	6	7	4	3
Term Parental Rights	TP	0	2	2	2	-
<b>Juvenile Total</b>		<b>114</b>	<b>245</b>	<b>246</b>	<b>122</b>	<b>124</b>
<b>Petersburg Totals</b>		<b>288</b>	<b>659</b>	<b>660</b>	<b>290</b>	<b>369</b>



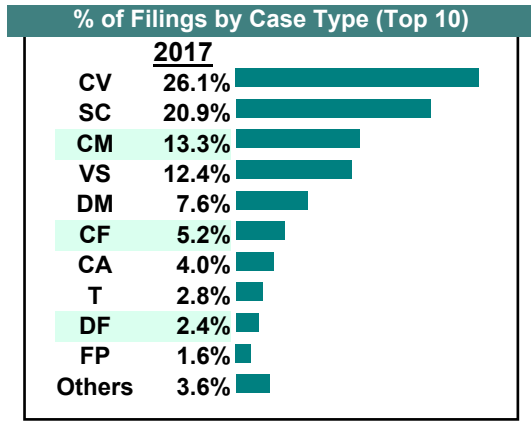
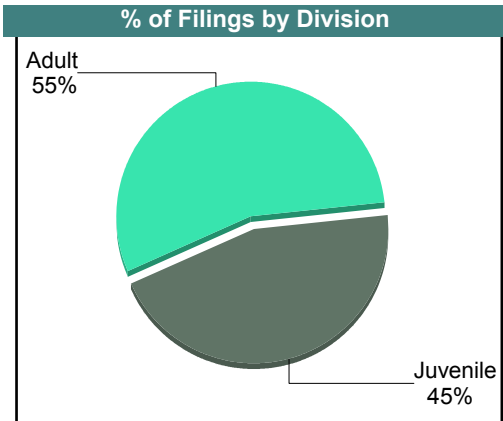

**CASELOAD STATISTICS OF THE JUVENILE & DOMESTIC RELATIONS COURTS**

July 2017

**Petersburg**

District: 11

		<u>Filings</u>	<u>Hearings</u>	<u>Transactions</u>	<u>Concluded</u>	<u>Cont</u>
<b>Adult</b>						
Capias	CA	10	38	38	19	19
Felony	CF	13	52	52	20	32
Misdemeanor	CM	33	94	94	34	60
Family Abuse - Prot Order	FP	4	10	10	5	5
Other	OT	1	2	2	1	1
Violation of PO	PV	1	1	1	1	-
Show Cause	SC	44	98	98	41	57
Civil Support	VS	31	52	52	33	19
<b>Adult Total</b>		<b>137</b>	<b>347</b>	<b>347</b>	<b>154</b>	<b>193</b>
<b>Juvenile</b>						
Non-Family Abuse Prot Order	AP	0	2	2	2	-
Custody Visitation	CV	65	146	146	89	57
Felony	DF	6	58	58	16	42
Misdemeanor	DM	19	54	54	18	36
Permanency	PH	3	3	3	3	-
Petition	PT	0	2	2	2	-
Show Cause	SC	8	14	14	3	11
Status	ST	2	4	4	3	1
Traffic	T	7	7	8	3	5
Voluntary Continuing Services Agreement	VA	2	2	2	2	-
<b>Juvenile Total</b>		<b>112</b>	<b>292</b>	<b>293</b>	<b>141</b>	<b>152</b>
<b>Petersburg Totals</b>		<b>249</b>	<b>639</b>	<b>640</b>	<b>295</b>	<b>345</b>



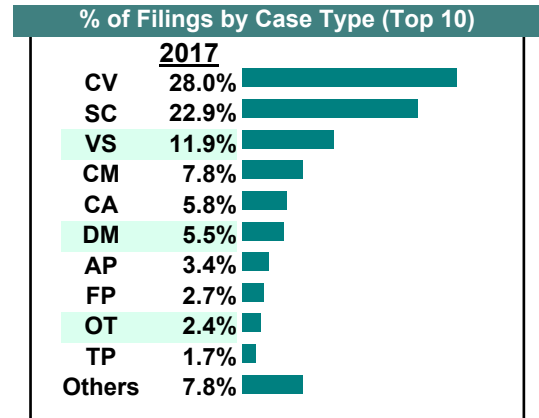
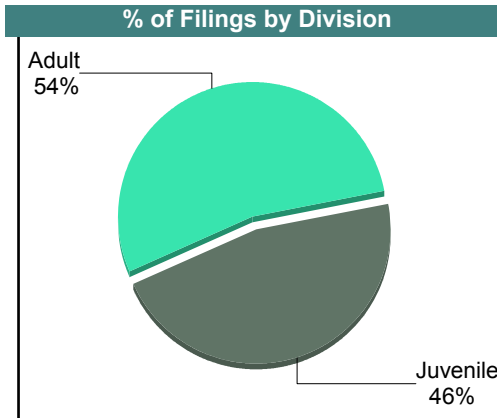
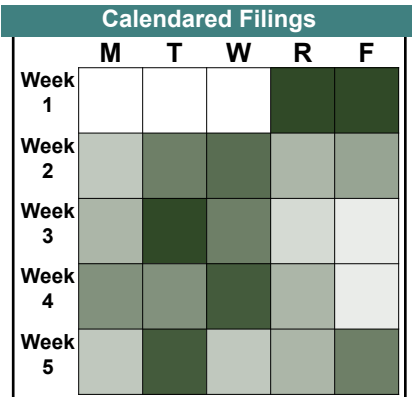
# CASELOAD STATISTICS OF THE JUVENILE & DOMESTIC RELATIONS COURTS

June 2017

Petersburg

District: 11

		Filings	Hearings	Transactions	Concluded	Cont
<b>Adult</b>						
Capias	CA	17	56	56	31	25
Felony	CF	4	51	51	31	20
Misdemeanor	CM	23	87	87	30	57
Family Abuse - Prot Order	FP	8	21	21	10	11
Other	OT	7	10	10	10	-
Violation of PO	PV	1	1	1	1	-
Show Cause	SC	61	177	177	73	104
SL/Other	SL	1	3	3	1	2
Civil Support	VS	35	48	48	23	25
<b>Adult Total</b>		<b>157</b>	<b>454</b>	<b>454</b>	<b>210</b>	<b>244</b>
<b>Juvenile</b>						
Abuse or Neglect	AN	0	3	3	3	-
Non-Family Abuse Prot Order	AP	10	17	17	8	9
Custody Visitation	CV	82	133	133	79	54
Felony	DF	4	28	28	4	24
Misdemeanor	DM	16	46	46	13	33
Foster Care Review	FC	3	3	3	3	-
Initial Foster Care	IF	3	3	3	3	-
Permanency	PH	1	1	1	1	-
Petition	PT	0	1	1	0	1
Show Cause	SC	6	12	12	3	9
Status	ST	0	1	1	1	-
Traffic	T	2	5	5	3	2
Term Parental Rights	TP	5	8	8	6	2
Truancy	TR	4	5	5	5	-
<b>Juvenile Total</b>		<b>136</b>	<b>266</b>	<b>266</b>	<b>132</b>	<b>134</b>
<b>Petersburg Totals</b>		<b>293</b>	<b>720</b>	<b>720</b>	<b>342</b>	<b>378</b>



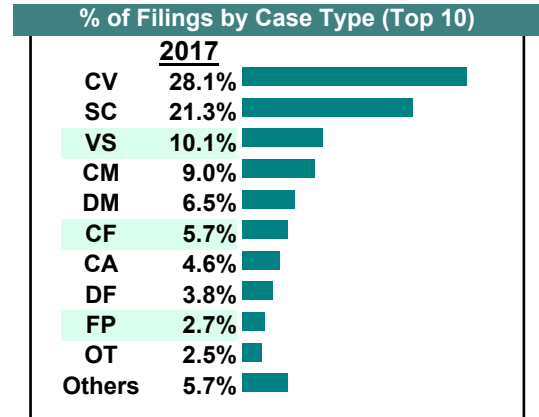
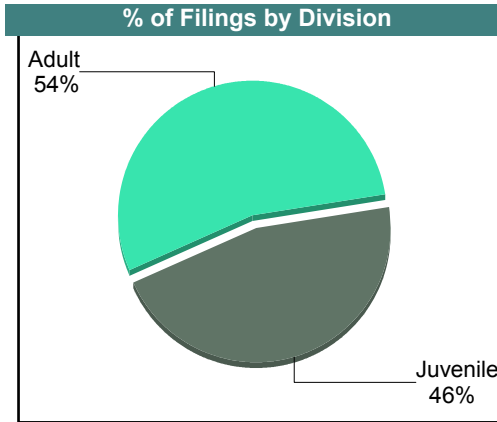
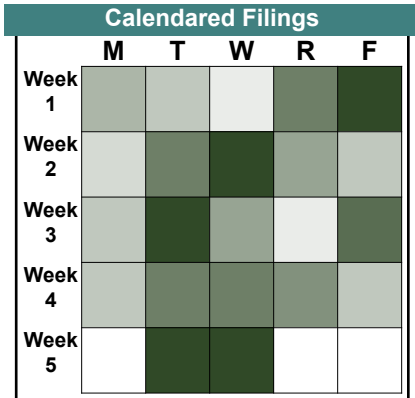
**CASELOAD STATISTICS OF THE JUVENILE & DOMESTIC RELATIONS COURTS**

May 2017

**Petersburg**

District: 11

		<u>Filings</u>	<u>Hearings</u>	<u>Transactions</u>	<u>Concluded</u>	<u>Cont</u>
<b><u>Adult</u></b>						
Capias	CA	17	41	41	26	15
Felony	CF	21	68	68	12	56
Misdemeanor	CM	33	99	99	29	70
Family Abuse - Prot Order	FP	10	29	29	13	16
Motion - Prot Order	MP	1	1	1	1	-
Other	OT	9	23	23	20	3
Show Cause	SC	71	156	156	69	87
SL/Other	SL	0	1	1	1	-
Civil Support	VS	37	55	55	28	27
<b>Adult Total</b>		<b>199</b>	<b>473</b>	<b>473</b>	<b>199</b>	<b>274</b>
<b><u>Juvenile</u></b>						
Abuse or Neglect	AN	0	6	6	3	3
Non-Family Abuse Prot Order	AP	7	19	19	15	4
Child in Need of Services	CS	0	1	1	0	1
Custody Visitation	CV	103	153	153	70	83
Felony	DF	14	68	68	20	48
Misdemeanor	DM	24	62	62	18	44
Initial Foster Care	IF	3	3	3	3	-
Petition	PT	0	2	2	0	2
Show Cause	SC	7	15	15	2	13
Status	ST	1	1	1	0	1
Traffic	T	4	5	5	3	2
Truancy	TR	5	6	6	2	4
<b>Juvenile Total</b>		<b>168</b>	<b>341</b>	<b>341</b>	<b>136</b>	<b>205</b>
<b>Petersburg Totals</b>		<b>367</b>	<b>814</b>	<b>814</b>	<b>335</b>	<b>479</b>



**CASELOAD STATISTICS OF THE JUVENILE & DOMESTIC RELATIONS COURTS**

April 2017

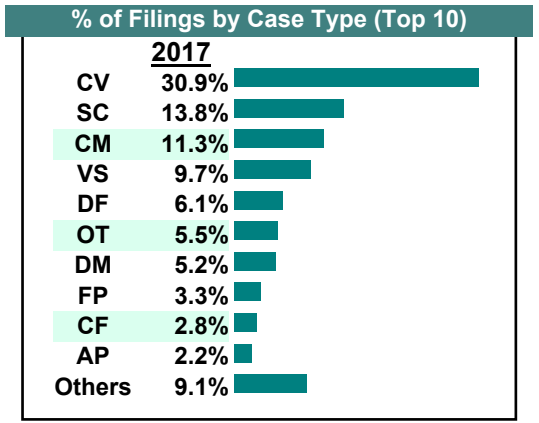
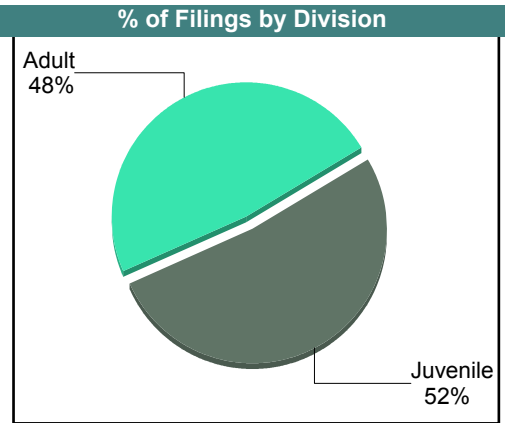
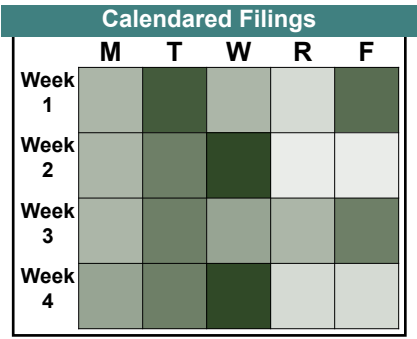
**Petersburg**

District: 11

		<u>Filings</u>	<u>Hearings</u>	<u>Transactions</u>	<u>Concluded</u>	<u>Cont</u>
<b><u>Adult</u></b>						
Capias	CA	5	44	44	23	21
Felony	CF	10	52	52	25	27
Misdemeanor	CM	41	121	121	44	77
Family Abuse - Prot Order	FP	12	22	22	9	13
Motion - Prot Order	MP	3	3	3	3	-
Other	OT	20	23	23	9	14
Violation of PO	PV	2	2	2	2	-
Show Cause	SC	45	146	146	67	79
SL/Other	SL	1	1	1	1	-
Civil Support	VS	35	59	59	34	25
<b>Adult Total</b>		<b>174</b>	<b>473</b>	<b>473</b>	<b>217</b>	<b>256</b>

<b><u>Juvenile</u></b>						
Abuse or Neglect	AN	3	18	18	5	13
Non-Family Abuse Prot Order	AP	8	9	9	1	8
Child in Need of Services	CS	1	2	2	1	1
Custody Visitation	CV	112	127	127	85	42
Felony	DF	22	47	47	9	38
Misdemeanor	DM	19	56	56	22	34
Initial Foster Care	IF	4	4	4	4	-
Permanency	PH	3	5	5	5	-
Petition	PT	2	3	3	2	1
Show Cause	SC	5	13	13	7	6
Status	ST	0	1	1	1	-
Traffic	T	1	1	1	0	1
Term Parental Rights	TP	3	3	3	0	3
Truancy	TR	5	10	10	7	3
<b>Juvenile Total</b>		<b>188</b>	<b>299</b>	<b>299</b>	<b>149</b>	<b>150</b>

<b>Petersburg Totals</b>		<b>362</b>	<b>772</b>	<b>772</b>	<b>366</b>	<b>406</b>
--------------------------	--	------------	------------	------------	------------	------------



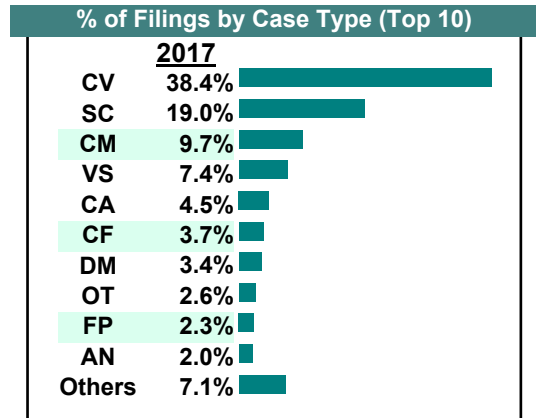
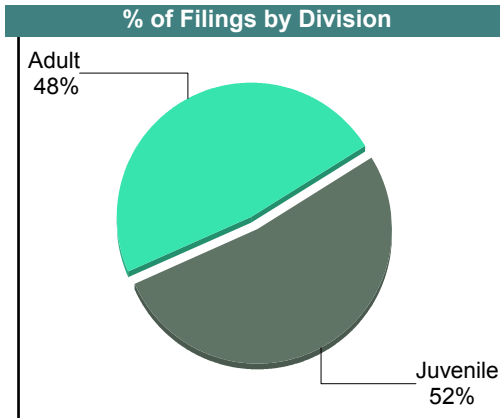

**CASELOAD STATISTICS OF THE JUVENILE & DOMESTIC RELATIONS COURTS**

March 2017

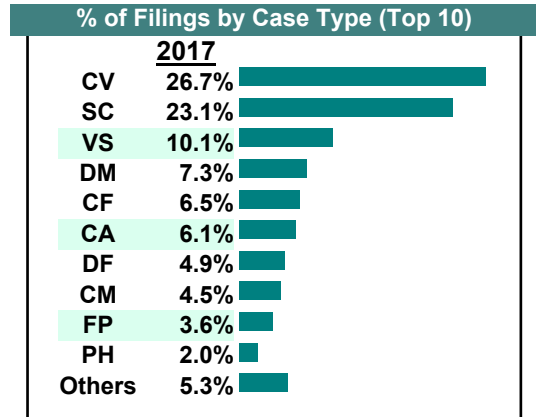
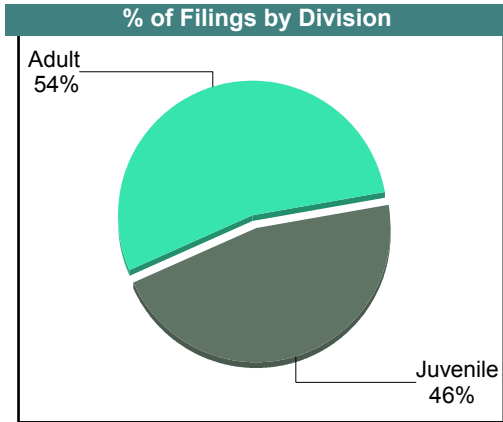
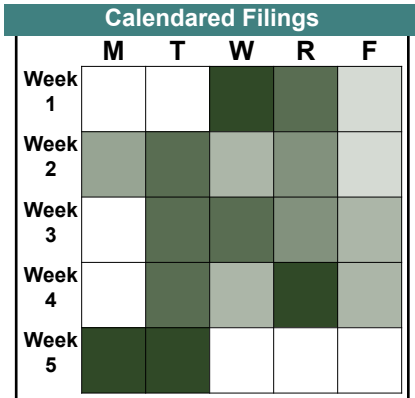
**Petersburg**

District: 11

		<u>Filings</u>	<u>Hearings</u>	<u>Transactions</u>	<u>Concluded</u>	<u>Cont</u>
<b><u>Adult</u></b>						
Capias	CA	16	49	49	20	29
Felony	CF	13	81	81	14	67
Misdemeanor	CM	34	98	98	33	65
Family Abuse - Prot Order	FP	8	24	24	11	13
Other	OT	9	9	9	6	3
Remand Support	RS	1	1	1	1	-
Show Cause	SC	61	165	165	71	94
Civil Support	VS	26	41	41	27	14
<b>Adult Total</b>		<b>168</b>	<b>468</b>	<b>468</b>	<b>183</b>	<b>285</b>
<b><u>Juvenile</u></b>						
Abuse or Neglect	AN	7	14	14	0	14
Non-Family Abuse Prot Order	AP	1	2	2	0	2
Child in Need of Services	CS	0	2	2	2	-
Custody Visitation	CV	135	182	182	120	62
Felony	DF	4	43	43	15	28
Misdemeanor	DM	12	65	65	33	32
Initial Foster Care	IF	1	1	1	1	-
Permanency	PH	4	4	4	4	-
Petition	PT	2	2	2	0	2
Remand Custody	RC	3	3	3	3	-
Remand Visitation	RV	3	3	3	3	-
Show Cause	SC	6	14	14	7	7
Status	ST	1	6	6	4	2
Traffic	T	2	2	2	1	1
Truancy	TR	3	7	7	4	3
<b>Juvenile Total</b>		<b>184</b>	<b>350</b>	<b>350</b>	<b>197</b>	<b>153</b>
<b>Petersburg Totals</b>		<b>352</b>	<b>818</b>	<b>818</b>	<b>380</b>	<b>438</b>



		<u>Filings</u>	<u>Hearings</u>	<u>Transactions</u>	<u>Concluded</u>	<u>Cont</u>
<b>Adult</b>						
Non-Family Abuse Prot Order	AP	0	2	2	2	-
Capias	CA	15	39	39	19	20
Felony	CF	16	78	78	18	60
Misdemeanor	CM	11	58	58	19	39
Family Abuse - Prot Order	FP	9	16	16	7	9
Other	OT	0	6	6	5	1
Show Cause	SC	56	129	129	30	99
SL/Other	SL	1	2	2	1	1
Civil Support	VS	25	32	32	15	17
<b>Adult Total</b>		<b>133</b>	<b>362</b>	<b>362</b>	<b>116</b>	<b>246</b>
<b>Juvenile</b>						
Non-Family Abuse Prot Order	AP	0	2	2	2	-
Child in Need of Services	CS	1	3	3	2	1
Custody Visitation	CV	66	93	93	74	19
Felony	DF	12	36	36	7	29
Misdemeanor	DM	18	52	52	10	42
Foster Care Review	FC	1	1	1	1	-
Permanency	PH	5	5	5	3	2
Show Cause	SC	1	6	6	3	3
Status	ST	5	10	10	1	9
Traffic	T	4	4	5	5	-
Term Parental Rights	TP	0	6	6	6	-
Truancy	TR	1	5	5	2	3
<b>Juvenile Total</b>		<b>114</b>	<b>223</b>	<b>224</b>	<b>116</b>	<b>108</b>
<b>Petersburg Totals</b>		<b>247</b>	<b>585</b>	<b>586</b>	<b>232</b>	<b>354</b>





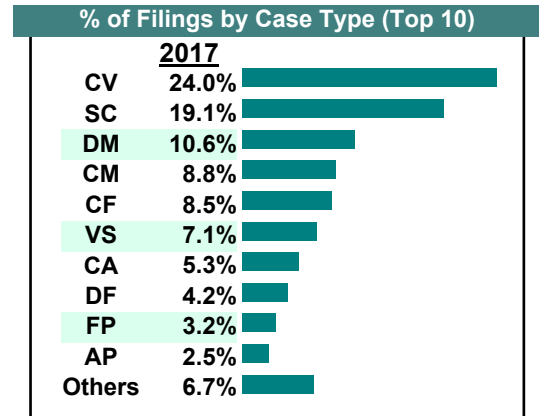
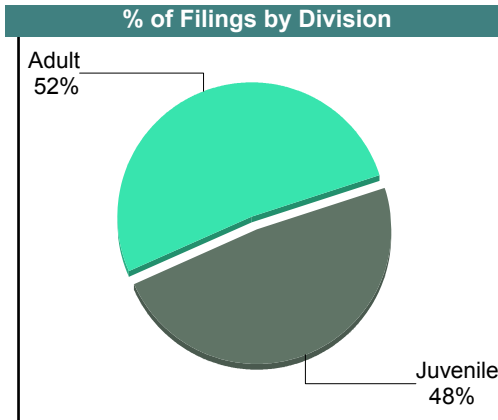
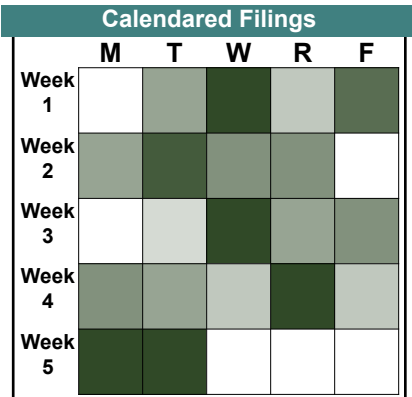
CASELOAD STATISTICS OF THE JUVENILE & DOMESTIC RELATIONS COURTS

January 2017

Petersburg

District: 11

		<u>Filings</u>	<u>Hearings</u>	<u>Transactions</u>	<u>Concluded</u>	<u>Cont</u>
<b>Adult</b>						
Non-Family Abuse Prot Order	AP	2	4	4	0	4
Capias	CA	15	46	46	20	26
Felony	CF	24	70	70	10	60
Misdemeanor	CM	25	81	81	21	60
Family Abuse - Prot Order	FP	9	23	23	9	14
Other	OT	7	13	13	5	8
Show Cause	SC	43	122	122	44	78
SL/Other	SL	1	2	2	1	1
Civil Support	VS	20	42	42	26	16
<b>Adult Total</b>		<b>146</b>	<b>403</b>	<b>403</b>	<b>136</b>	<b>267</b>
<b>Juvenile</b>						
Abuse or Neglect	AN	0	1	1	0	1
Non-Family Abuse Prot Order	AP	5	10	10	3	7
Custody Relief	CR	0	1	1	1	-
Child in Need of Services	CS	2	3	3	1	2
Custody Visitation	CV	68	89	89	64	25
Felony	DF	12	30	30	4	26
Misdemeanor	DM	30	86	86	25	61
Foster Care Review	FC	3	3	3	3	-
Petition	PT	0	1	1	0	1
Show Cause	SC	11	18	18	7	11
Status	ST	1	4	4	3	1
Traffic	T	0	1	1	1	-
Term Parental Rights	TP	0	6	6	6	-
Truancy	TR	5	14	14	6	8
<b>Juvenile Total</b>		<b>137</b>	<b>267</b>	<b>267</b>	<b>124</b>	<b>143</b>
<b>Petersburg Totals</b>		<b>283</b>	<b>670</b>	<b>670</b>	<b>260</b>	<b>410</b>



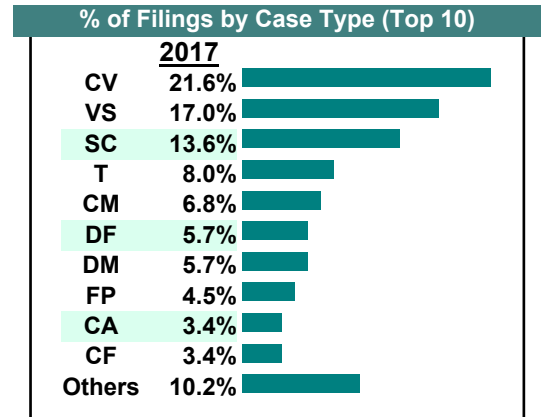
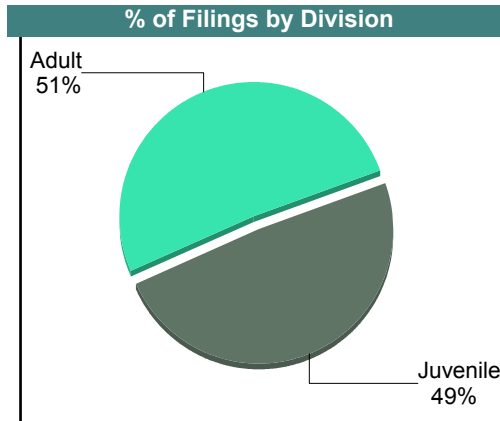
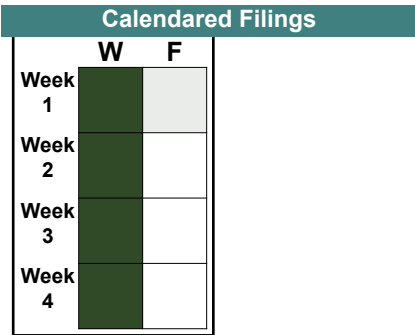
**CASELOAD STATISTICS OF THE JUVENILE & DOMESTIC RELATIONS COURTS**

December 2017

**Powhatan**

District: 11

		<u>Filings</u>	<u>Hearings</u>	<u>Transactions</u>	<u>Concluded</u>	<u>Cont</u>
<b><u>Adult</u></b>						
Capias	CA	3	11	11	3	8
Felony	CF	3	17	17	6	11
Misdemeanor	CM	6	34	34	7	27
Family Abuse - Prot Order	FP	4	12	12	6	6
Remand Support	RS	3	3	3	3	-
Show Cause	SC	11	32	32	12	20
Civil Support	VS	15	30	30	22	8
<b>Adult Total</b>		<b>45</b>	<b>139</b>	<b>139</b>	<b>59</b>	<b>80</b>
<b><u>Juvenile</u></b>						
Abuse or Neglect	AN	0	3	3	0	3
Child in Need of Services	CS	0	6	6	0	6
Custody Visitation	CV	19	74	74	18	56
Felony	DF	5	14	14	2	12
Misdemeanor	DM	5	16	16	7	9
Permanency	PH	1	1	1	1	-
Remand Custody	RC	3	3	3	3	-
Remand Visitation	RV	2	2	2	2	-
Show Cause	SC	1	1	1	0	1
Status	ST	0	3	3	1	2
Traffic	T	7	12	12	7	5
<b>Juvenile Total</b>		<b>43</b>	<b>135</b>	<b>135</b>	<b>41</b>	<b>94</b>
<b>Powhatan Totals</b>		<b>88</b>	<b>274</b>	<b>274</b>	<b>100</b>	<b>174</b>




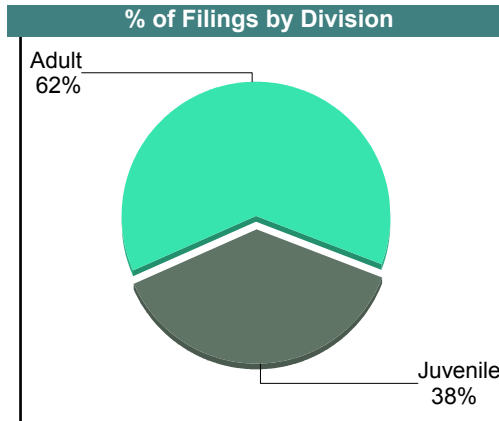

**CASELOAD STATISTICS OF THE JUVENILE & DOMESTIC RELATIONS COURTS**

November 2017

**Powhatan**

District: 11

		<u>Filings</u>	<u>Hearings</u>	<u>Transactions</u>	<u>Concluded</u>	<u>Cont</u>
<b>Adult</b>						
Capias	CA	4	13	13	3	10
Felony	CF	10	21	21	2	19
Misdemeanor	CM	15	61	61	11	50
Family Abuse - Prot Order	FP	4	8	8	2	6
Motion - Prot Order	MP	1	1	1	1	-
Remand Support	RS	1	1	1	1	-
Show Cause	SC	10	29	29	9	20
Civil Support	VS	23	43	43	19	24
<b>Adult Total</b>		<b>68</b>	<b>177</b>	<b>177</b>	<b>48</b>	<b>129</b>
<b>Juvenile</b>						
Abuse or Neglect	AN	3	6	6	0	6
Child in Need of Services	CS	0	7	7	0	7
Custody Visitation	CV	28	85	85	21	64
Felony	DF	4	10	10	2	8
Misdemeanor	DM	1	17	17	11	6
Permanency	PH	1	1	1	1	-
Show Cause	SC	4	5	5	3	2
Status	ST	0	2	2	2	-
Traffic	T	0	5	5	0	5
Truancy	TR	0	5	5	0	5
<b>Juvenile Total</b>		<b>41</b>	<b>143</b>	<b>143</b>	<b>40</b>	<b>103</b>
<b>Powhatan Totals</b>		<b>109</b>	<b>320</b>	<b>320</b>	<b>88</b>	<b>232</b>



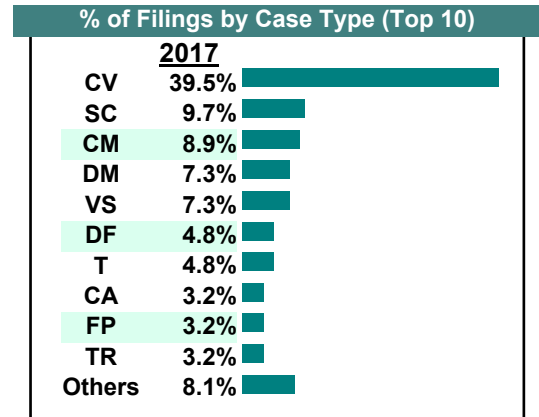
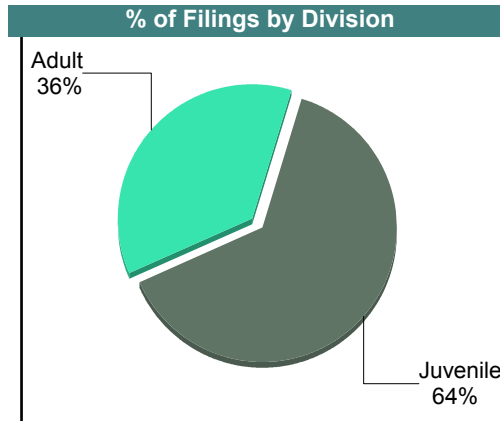
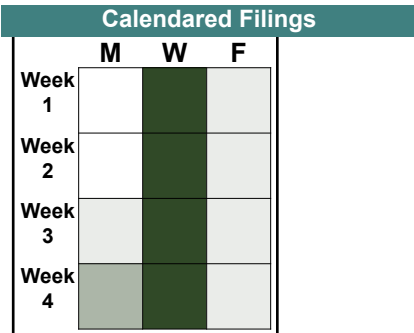
**CASELOAD STATISTICS OF THE JUVENILE & DOMESTIC RELATIONS COURTS**

October 2017

**Powhatan**

District: 11

		<u>Filings</u>	<u>Hearings</u>	<u>Transactions</u>	<u>Concluded</u>	<u>Cont</u>
<b>Adult</b>						
Non-Family Abuse Prot Order	AP	2	2	2	2	-
Capias	CA	4	7	7	3	4
Felony	CF	2	10	10	8	2
Misdemeanor	CM	11	32	32	3	29
Family Abuse - Prot Order	FP	4	11	11	5	6
Other	OT	0	1	1	1	-
Remand Support	RS	1	1	1	1	-
Show Cause	SC	12	32	32	8	24
Civil Support	VS	9	23	23	11	12
<b>Adult Total</b>		<b>45</b>	<b>119</b>	<b>119</b>	<b>42</b>	<b>77</b>
<b>Juvenile</b>						
Non-Family Abuse Prot Order	AP	1	1	1	1	-
Child in Need of Services	CS	0	8	8	1	7
Custody Visitation	CV	49	107	107	34	73
Felony	DF	6	7	7	0	7
Misdemeanor	DM	9	24	24	7	17
Remand Custody	RC	1	1	1	1	-
Remand Visitation	RV	1	1	1	1	-
Show Cause	SC	0	3	3	2	1
Status	ST	2	3	3	1	2
Traffic	T	6	7	7	3	4
Truancy	TR	4	8	8	0	8
<b>Juvenile Total</b>		<b>79</b>	<b>170</b>	<b>170</b>	<b>51</b>	<b>119</b>
<b>Powhatan Totals</b>		<b>124</b>	<b>289</b>	<b>289</b>	<b>93</b>	<b>196</b>



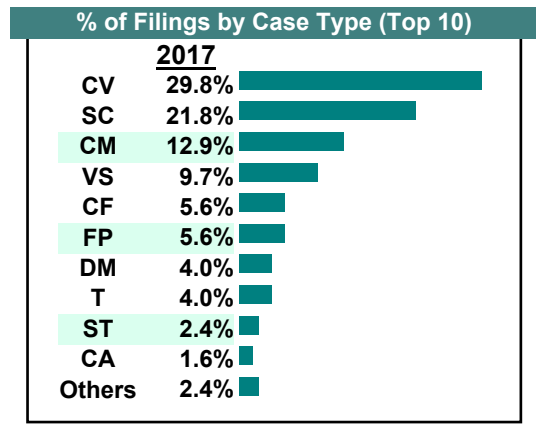
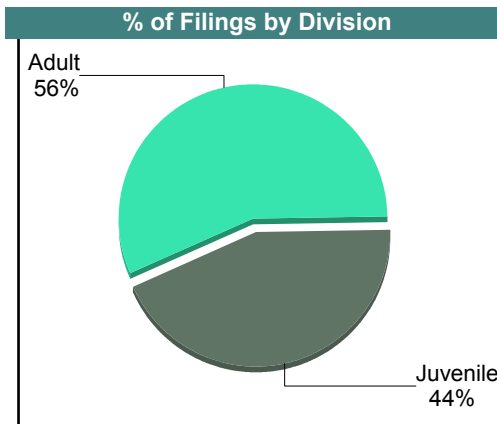
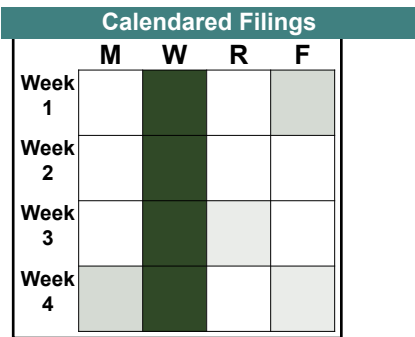
**CASELOAD STATISTICS OF THE JUVENILE & DOMESTIC RELATIONS COURTS**

September 2017

**Powhatan**

District: 11

		<u>Filings</u>	<u>Hearings</u>	<u>Transactions</u>	<u>Concluded</u>	<u>Cont</u>
<b><u>Adult</u></b>						
Capias	CA	2	7	7	4	3
Felony	CF	7	21	21	12	9
Misdemeanor	CM	16	49	49	14	35
Family Abuse - Prot Order	FP	7	9	9	2	7
Show Cause	SC	25	48	48	25	23
SL/Other	SL	1	1	1	1	-
Civil Support	VS	12	29	29	12	17
<b>Adult Total</b>		<b>70</b>	<b>164</b>	<b>164</b>	<b>70</b>	<b>94</b>
<b><u>Juvenile</u></b>						
Child in Need of Services	CS	1	3	3	0	3
Custody Visitation	CV	37	71	71	17	54
Felony	DF	0	2	2	0	2
Misdemeanor	DM	5	30	30	13	17
Foster Care Review	FC	1	1	1	1	-
Show Cause	SC	2	3	3	3	-
Status	ST	3	6	6	4	2
Traffic	T	5	7	8	5	3
Truancy	TR	0	5	5	1	4
<b>Juvenile Total</b>		<b>54</b>	<b>128</b>	<b>129</b>	<b>44</b>	<b>85</b>
<b>Powhatan Totals</b>		<b>124</b>	<b>292</b>	<b>293</b>	<b>114</b>	<b>179</b>



CASELOAD STATISTICS OF THE JUVENILE & DOMESTIC RELATIONS COURTS

August 2017

Powhatan

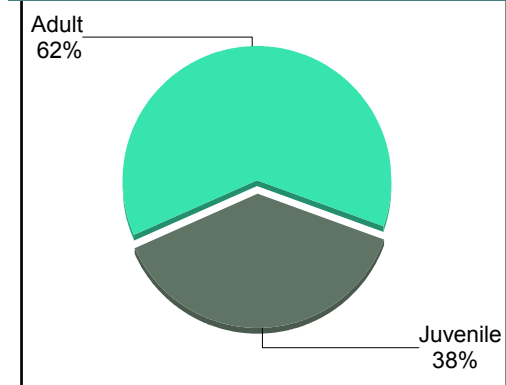
District: 11

		Filings	Hearings	Transactions	Concluded	Cont
<b>Adult</b>						
Capias	CA	1	7	7	2	5
Felony	CF	8	19	19	4	15
Misdemeanor	CM	10	47	47	14	33
Family Abuse - Prot Order	FP	0	4	4	3	1
Other	OT	1	1	1	0	1
Remand Support	RS	0	2	2	2	-
Show Cause	SC	24	55	55	18	37
Civil Support	VS	30	48	48	22	26
<b>Adult Total</b>		<b>74</b>	<b>183</b>	<b>183</b>	<b>65</b>	<b>118</b>
<b>Juvenile</b>						
Abuse or Neglect	AN	0	1	1	1	-
Custody Visitation	CV	24	73	73	28	45
Felony	DF	1	4	4	3	1
Misdemeanor	DM	7	38	38	11	27
Foster Care Review	FC	1	2	2	2	-
Show Cause	SC	2	6	6	2	4
Status	ST	1	4	4	3	1
Traffic	T	3	4	4	3	1
Term Parental Rights	TP	6	6	6	6	-
<b>Juvenile Total</b>		<b>45</b>	<b>138</b>	<b>138</b>	<b>59</b>	<b>79</b>
<b>Powhatan Totals</b>		<b>119</b>	<b>321</b>	<b>321</b>	<b>124</b>	<b>197</b>

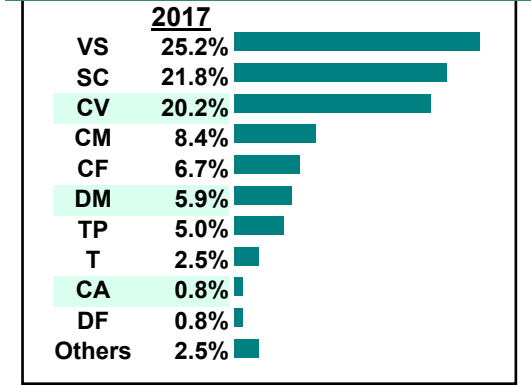
Calendared Filings

	M	T	W	F
Week 1				
Week 2				
Week 3				
Week 4				
Week 5				

% of Filings by Division



% of Filings by Case Type (Top 10)



**CASELOAD STATISTICS OF THE JUVENILE & DOMESTIC RELATIONS COURTS**

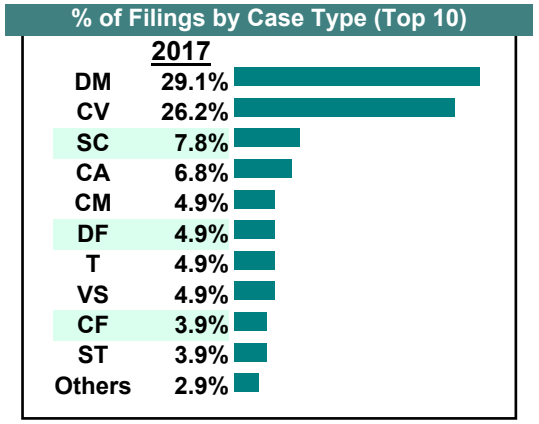
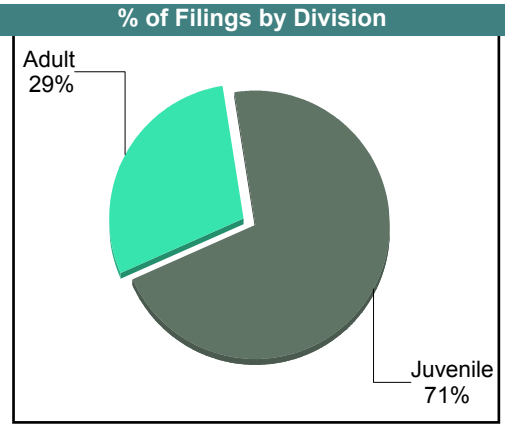
July 2017

**Powhatan**

District: 11

		<u>Filings</u>	<u>Hearings</u>	<u>Transactions</u>	<u>Concluded</u>	<u>Cont</u>
<b>Adult</b>						
Capias	CA	7	15	15	4	11
Felony	CF	4	12	12	1	11
Misdemeanor	CM	5	49	49	10	39
Family Abuse - Prot Order	FP	3	10	10	5	5
Motion - Prot Order	MP	0	1	1	1	-
Show Cause	SC	6	26	26	6	20
Civil Support	VS	5	7	7	3	4
<b>Adult Total</b>		<b>30</b>	<b>120</b>	<b>120</b>	<b>30</b>	<b>90</b>
<b>Juvenile</b>						
Child in Need of Services	CS	0	6	6	0	6
Custody Visitation	CV	27	80	80	42	38
Felony	DF	5	11	11	3	8
Misdemeanor	DM	30	52	52	10	42
Show Cause	SC	2	6	6	1	5
Status	ST	4	7	7	2	5
Traffic	T	5	10	10	6	4
Truancy	TR	0	1	1	0	1
<b>Juvenile Total</b>		<b>73</b>	<b>173</b>	<b>173</b>	<b>64</b>	<b>109</b>
<b>Powhatan Totals</b>		<b>103</b>	<b>293</b>	<b>293</b>	<b>94</b>	<b>199</b>

Calendared Filings				
	M	T	W	F
Week 1				
Week 2				
Week 3				
Week 4				
Week 5				



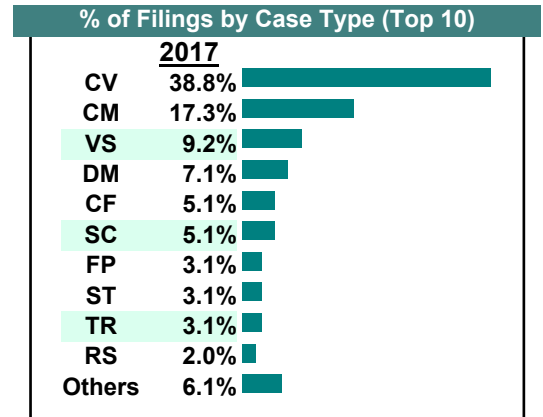
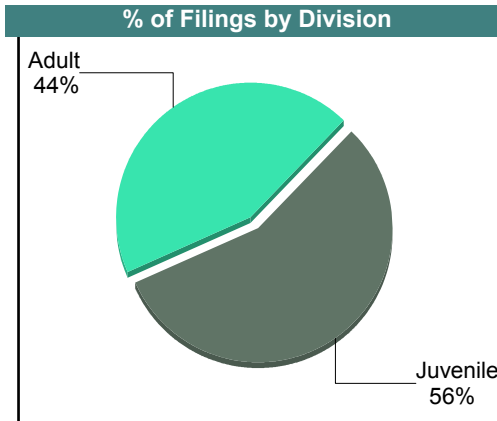

**CASELOAD STATISTICS OF THE JUVENILE & DOMESTIC RELATIONS COURTS**

June 2017

**Powhatan**

District: 11

		<u>Filings</u>	<u>Hearings</u>	<u>Transactions</u>	<u>Concluded</u>	<u>Cont</u>
<b>Adult</b>						
Capias	CA	1	10	10	4	6
Felony	CF	5	17	17	4	13
Misdemeanor	CM	17	52	52	8	44
Family Abuse - Prot Order	FP	3	12	12	5	7
Motion - Prot Order	MP	1	1	1	0	1
Remand Support	RS	2	2	2	0	2
Show Cause	SC	5	18	18	6	12
Civil Support	VS	9	28	28	13	15
<b>Adult Total</b>		<b>43</b>	<b>140</b>	<b>140</b>	<b>40</b>	<b>100</b>
<b>Juvenile</b>						
Abuse or Neglect	AN	1	2	2	0	2
Child in Need of Services	CS	1	2	2	1	1
Custody Visitation	CV	38	83	83	36	47
Felony	DF	0	1	1	0	1
Misdemeanor	DM	7	17	17	2	15
Permanency	PH	1	1	1	1	-
Show Cause	SC	0	4	4	2	2
Status	ST	3	3	3	0	3
Traffic	T	1	6	6	3	3
Truancy	TR	3	9	9	1	8
<b>Juvenile Total</b>		<b>55</b>	<b>128</b>	<b>128</b>	<b>46</b>	<b>82</b>
<b>Powhatan Totals</b>		<b>98</b>	<b>268</b>	<b>268</b>	<b>86</b>	<b>182</b>





**CASELOAD STATISTICS OF THE JUVENILE & DOMESTIC RELATIONS COURTS**

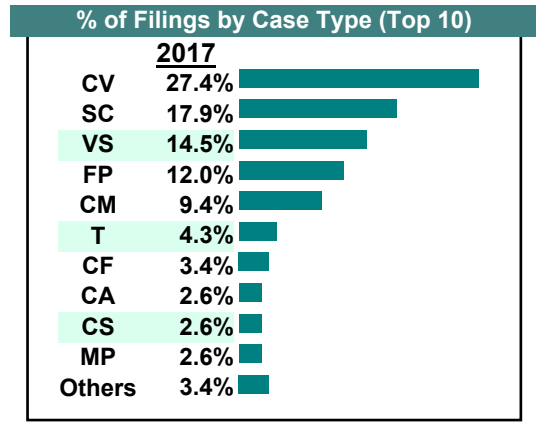
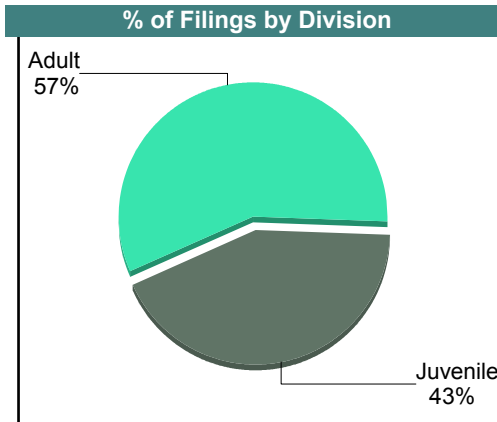
May 2017

**Powhatan**

District: 11

		<u>Filings</u>	<u>Hearings</u>	<u>Transactions</u>	<u>Concluded</u>	<u>Cont</u>
<b>Adult</b>						
Capias	CA	3	11	11	3	8
Felony	CF	4	11	11	1	10
Misdemeanor	CM	11	44	44	9	35
Family Abuse - Prot Order	FP	14	18	18	10	8
Motion - Prot Order	MP	3	4	4	3	1
Show Cause	SC	15	39	39	16	23
Civil Support	VS	17	26	26	13	13
<b>Adult Total</b>		<b>67</b>	<b>153</b>	<b>153</b>	<b>55</b>	<b>98</b>
<b>Juvenile</b>						
Child in Need of Services	CS	3	8	8	1	7
Custody Visitation	CV	32	111	111	54	57
Felony	DF	0	4	4	0	4
Misdemeanor	DM	2	21	21	7	14
Permanency	PH	1	2	2	2	-
Petition	PT	0	1	1	1	-
Show Cause	SC	6	7	7	1	6
Traffic	T	5	11	11	6	5
Truancy	TR	1	4	4	1	3
<b>Juvenile Total</b>		<b>50</b>	<b>169</b>	<b>169</b>	<b>73</b>	<b>96</b>
<b>Powhatan Totals</b>		<b>117</b>	<b>322</b>	<b>322</b>	<b>128</b>	<b>194</b>

<b>Calendared Filings</b>			
	<b>T</b>	<b>W</b>	<b>F</b>
Week 1			
Week 2			
Week 3			
Week 4			
Week 5			



**CASELOAD STATISTICS OF THE JUVENILE & DOMESTIC RELATIONS COURTS**

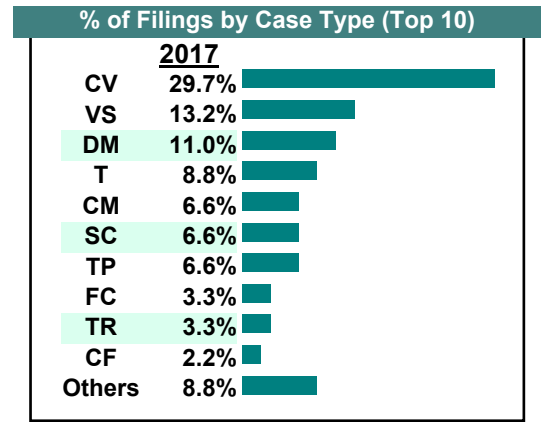
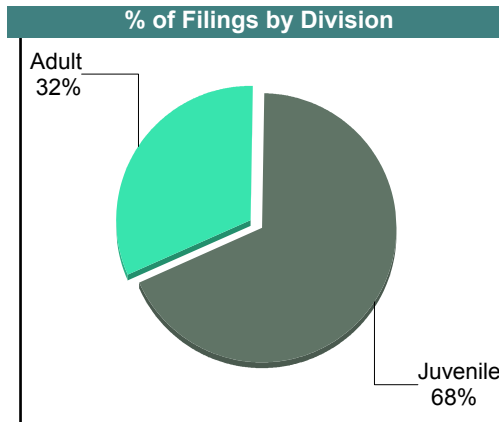
April 2017

**Powhatan**

District: 11

		<u>Filings</u>	<u>Hearings</u>	<u>Transactions</u>	<u>Concluded</u>	<u>Cont</u>
<b><u>Adult</u></b>						
Capias	CA	0	4	4	2	2
Felony	CF	2	14	14	12	2
Misdemeanor	CM	6	22	22	4	18
Family Abuse - Prot Order	FP	2	3	3	2	1
Show Cause	SC	6	21	21	8	13
SL/Other	SL	1	1	1	1	-
Civil Support	VS	12	26	26	18	8
<b>Adult Total</b>		<b>29</b>	<b>91</b>	<b>91</b>	<b>47</b>	<b>44</b>
<b><u>Juvenile</u></b>						
Child in Need of Services	CS	0	3	3	0	3
Custody Visitation	CV	27	75	75	22	53
Felony	DF	2	4	4	0	4
Misdemeanor	DM	10	17	17	2	15
Foster Care Review	FC	3	3	3	3	-
Permanency	PH	2	2	2	1	1
Petition	PT	1	1	1	0	1
Traffic	T	8	6	8	3	5
Term Parental Rights	TP	6	12	12	6	6
Truancy	TR	3	4	4	0	4
<b>Juvenile Total</b>		<b>62</b>	<b>127</b>	<b>129</b>	<b>37</b>	<b>92</b>
<b>Powhatan Totals</b>		<b>91</b>	<b>218</b>	<b>220</b>	<b>84</b>	<b>136</b>

<b>Calendared Filings</b>			
	<b>W</b>	<b>R</b>	<b>F</b>
Week 1	█		
Week 2	█		
Week 3	█		
Week 4	█	█	



**CASELOAD STATISTICS OF THE JUVENILE & DOMESTIC RELATIONS COURTS**

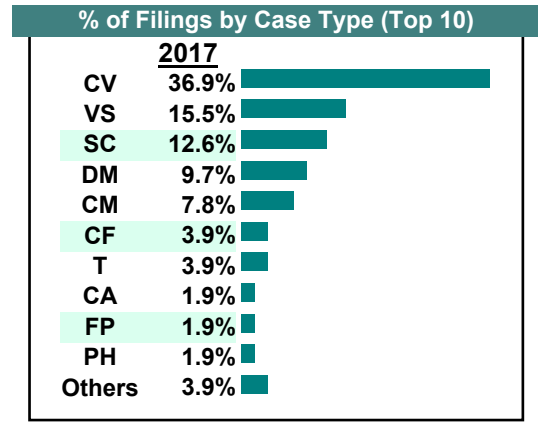
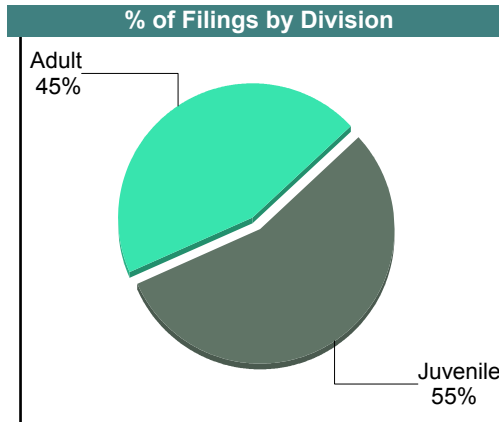
**March 2017**

**Powhatan**

District: 11

		<u>Filings</u>	<u>Hearings</u>	<u>Transactions</u>	<u>Concluded</u>	<u>Cont</u>
<b><u>Adult</u></b>						
Capias	CA	2	5	5	0	5
Felony	CF	4	5	5	1	4
Misdemeanor	CM	8	38	38	9	29
Family Abuse - Prot Order	FP	2	5	5	3	2
Motion - Prot Order	MP	1	1	1	1	-
Show Cause	SC	13	22	22	8	14
Civil Support	VS	16	25	25	14	11
<b>Adult Total</b>		<b>46</b>	<b>101</b>	<b>101</b>	<b>36</b>	<b>65</b>
<b><u>Juvenile</u></b>						
Child in Need of Services	CS	0	3	3	2	1
Custody Visitation	CV	38	89	89	29	60
Felony	DF	1	1	1	0	1
Misdemeanor	DM	10	33	33	11	22
Foster Care Review	FC	1	1	1	1	-
Permanency	PH	2	4	4	4	-
Status	ST	0	2	2	0	2
Traffic	T	4	7	7	3	4
Truancy	TR	1	9	9	6	3
<b>Juvenile Total</b>		<b>57</b>	<b>149</b>	<b>149</b>	<b>56</b>	<b>93</b>
<b>Powhatan Totals</b>		<b>103</b>	<b>250</b>	<b>250</b>	<b>92</b>	<b>158</b>

<b>Calendared Filings</b>			
	<b>M</b>	<b>W</b>	<b>F</b>
Week 1			
Week 2			
Week 3			
Week 4			
Week 5			



**CASELOAD STATISTICS OF THE JUVENILE & DOMESTIC RELATIONS COURTS**

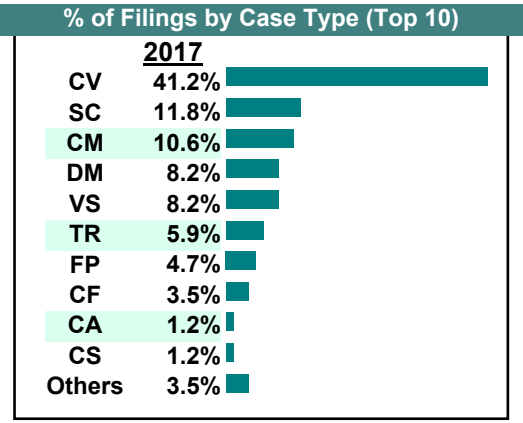
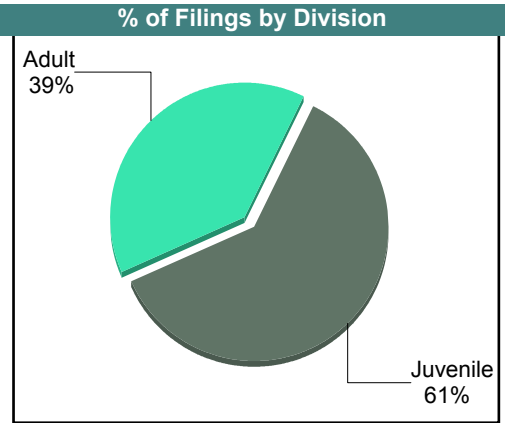
February 2017

**Powhatan**

District: 11

		<u>Filings</u>	<u>Hearings</u>	<u>Transactions</u>	<u>Concluded</u>	<u>Cont</u>
<b><u>Adult</u></b>						
Capias	CA	1	6	6	1	5
Felony	CF	3	6	6	4	2
Misdemeanor	CM	9	33	33	8	25
Family Abuse - Prot Order	FP	4	6	6	1	5
Show Cause	SC	9	25	25	10	15
Civil Support	VS	7	14	14	10	4
<b>Adult Total</b>		<b>33</b>	<b>90</b>	<b>90</b>	<b>34</b>	<b>56</b>
<b><u>Juvenile</u></b>						
Child in Need of Services	CS	1	1	1	0	1
Custody Visitation	CV	35	75	75	31	44
Felony	DF	1	3	3	2	1
Misdemeanor	DM	7	21	21	10	11
Foster Care Review	FC	1	1	1	0	1
Show Cause	SC	1	1	1	1	-
Traffic	T	1	7	7	7	-
Truancy	TR	5	7	7	1	6
<b>Juvenile Total</b>		<b>52</b>	<b>116</b>	<b>116</b>	<b>52</b>	<b>64</b>
<b>Powhatan Totals</b>		<b>85</b>	<b>206</b>	<b>206</b>	<b>86</b>	<b>120</b>

<b>Calendared Filings</b>			
	<b>T</b>	<b>W</b>	<b>F</b>
Week 1			
Week 2			
Week 3			
Week 4			



**CASELOAD STATISTICS OF THE JUVENILE & DOMESTIC RELATIONS COURTS**

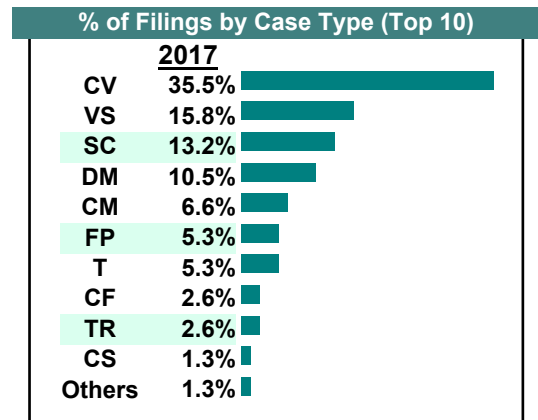
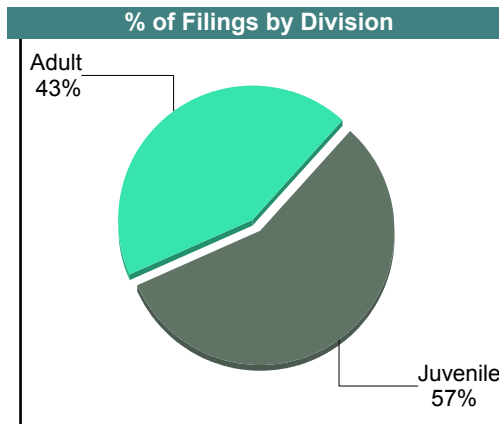
January 2017

**Powhatan**

District: 11

		<u>Filings</u>	<u>Hearings</u>	<u>Transactions</u>	<u>Concluded</u>	<u>Cont</u>
<b><u>Adult</u></b>						
Capias	CA	0	4	4	2	2
Felony	CF	2	19	19	5	14
Misdemeanor	CM	5	26	26	6	20
Family Abuse - Prot Order	FP	4	6	6	5	1
Motion - Prot Order	MP	0	1	1	1	-
Show Cause	SC	10	30	30	13	17
Civil Support	VS	12	17	17	6	11
<b>Adult Total</b>		<b>33</b>	<b>103</b>	<b>103</b>	<b>38</b>	<b>65</b>
<b><u>Juvenile</u></b>						
Abuse or Neglect	AN	0	3	3	3	-
Child in Need of Services	CS	1	7	7	0	7
Custody Visitation	CV	27	81	81	36	45
Felony	DF	0	4	4	1	3
Misdemeanor	DM	8	21	21	2	19
Permanency	PH	1	1	1	1	-
Show Cause	SC	0	1	1	1	-
Traffic	T	4	12	12	6	6
Truancy	TR	2	3	3	1	2
<b>Juvenile Total</b>		<b>43</b>	<b>133</b>	<b>133</b>	<b>51</b>	<b>82</b>
<b>Powhatan Totals</b>		<b>76</b>	<b>236</b>	<b>236</b>	<b>89</b>	<b>147</b>

<b>Calendared Filings</b>			
	<b>W</b>	<b>R</b>	<b>F</b>
Week 1			
Week 2			
Week 3			
Week 4			



Filings by Court & Division

	Amelia	Dinwiddie	Nottoway	Petersburg	Powhatan	Total
<b>A Show Cause</b>	113 9%	237 19%	156 12%	598 48%	146 12%	<b>1,250</b>
<b>Civil Support</b>	118 11%	285 26%	149 14%	367 34%	167 15%	<b>1,086</b>
<b>Adult Misdemeanor</b>	84 10%	183 22%	99 12%	354 42%	119 14%	<b>839</b>
<b>Adult Felony</b>	31 8%	114 29%	25 6%	171 43%	54 14%	<b>395</b>
<b>Capias</b>	23 6%	73 20%	38 11%	198 55%	28 8%	<b>360</b>
<b>Family Abuse - Prot Order</b>	27 10%	68 24%	37 13%	101 36%	51 18%	<b>284</b>
<b>Other</b>	- 0%	1 1%	5 7%	63 90%	1 1%	<b>70</b>
<b>Motion - Prot Order</b>	5 22%	6 26%	1 4%	5 22%	6 26%	<b>23</b>
<b>Remand Support</b>	5 33%	1 7%	1 7%	1 7%	7 47%	<b>15</b>
<b>Non-Family Abuse Prot Order</b>	- 0%	4 31%	- 0%	7 54%	2 15%	<b>13</b>
<b>Violation of PO</b>	- 0%	- 0%	- 0%	9 100%	- 0%	<b>9</b>
<b>SL/Other</b>	- 0%	1 13%	- 0%	5 63%	2 25%	<b>8</b>
<b>Bond Forfeiture</b>	- 0%	4 80%	- 0%	1 20%	- 0%	<b>5</b>
<b>Protective Order</b>	1 33%	2 67%	- 0%	- 0%	- 0%	<b>3</b>
<b>Total</b>	<b>407</b> 9%	<b>979</b> 22%	<b>511</b> 12%	<b>1,880</b> 43%	<b>583</b> 13%	<b>4,360</b>
<b>J Custody Visitation</b>	251 9%	710 26%	411 15%	995 36%	381 14%	<b>2,748</b>
<b>Delinquency</b>	63 9%	146 20%	73 10%	320 44%	126 17%	<b>728</b>
<b>Traffic</b>	35 14%	77 31%	41 17%	44 18%	49 20%	<b>246</b>
<b>Show Cause</b>	14 8%	23 13%	51 30%	66 38%	18 10%	<b>172</b>
<b>Truancy</b>	9 11%	5 6%	11 13%	41 48%	19 22%	<b>85</b>
<b>Foster Care Review</b>	- 0%	20 38%	3 6%	23 43%	7 13%	<b>53</b>
<b>Permanency</b>	2 4%	2 4%	1 2%	34 71%	9 19%	<b>48</b>
<b>Abuse or Neglect</b>	8 17%	15 33%	- 0%	19 41%	4 9%	<b>46</b>
<b>Status Offense/Other</b>	3 7%	4 9%	10 23%	13 30%	13 30%	<b>43</b>

	Amelia	Dinwiddie	Nottoway	Petersburg	Powhatan	Total
<b>J Non-Family Abuse Prot Order</b>	-	3	-	38	1	<b>42</b>
	0%	7%	0%	90%	2%	
<b>Term Parental Rights</b>	-	3	3	8	12	<b>26</b>
	0%	12%	12%	31%	46%	
<b>Child in Need of Services</b>	2	4	2	9	7	<b>24</b>
	8%	17%	8%	38%	29%	
<b>Remand Custody</b>	14	-	2	3	4	<b>23</b>
	61%	0%	9%	13%	17%	
<b>Initial Foster Care</b>	-	-	5	15	-	<b>20</b>
	0%	0%	25%	75%	0%	
<b>Paternity</b>	-	5	6	6	1	<b>18</b>
	0%	28%	33%	33%	6%	
<b>Remand Visitation</b>	1	-	-	3	3	<b>7</b>
	14%	0%	0%	43%	43%	
<b>Custody Relief</b>	-	-	6	-	-	<b>6</b>
	0%	0%	100%	0%	0%	
<b>Voluntary Continuing</b>	-	1	-	2	-	<b>3</b>
	0%	33%	0%	67%	0%	
<b>Family Abuse - Prot Order</b>	-	-	-	2	-	<b>2</b>
	0%	0%	0%	100%	0%	
<b>Motion - Prot Order</b>	1	-	-	-	-	<b>1</b>
	100%	0%	0%	0%	0%	
<b>Total</b>	<b>403</b>	<b>1,018</b>	<b>625</b>	<b>1,641</b>	<b>654</b>	<b>4,341</b>
	9%	23%	14%	38%	15%	
<b>Total</b>	<b>810</b>	<b>1,997</b>	<b>1,136</b>	<b>3,521</b>	<b>1,237</b>	<b>8,701</b>
	9%	23%	13%	40%	14%	

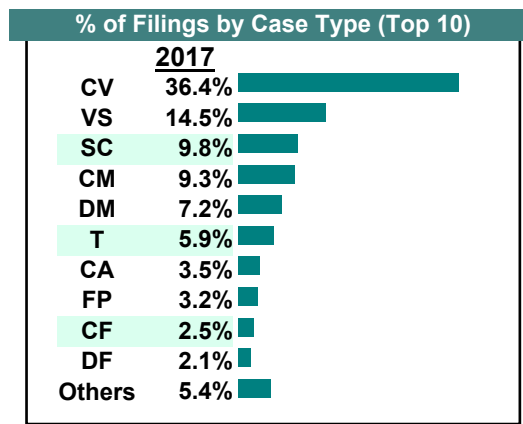
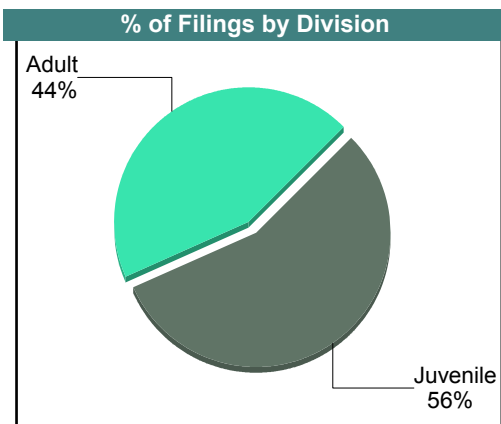

CASELOAD STATISTICS OF THE JUVENILE & DOMESTIC RELATIONS COURTS

Chesterfield

District: 12

December 2017

		<u>Filings</u>	<u>Hearings</u>	<u>Transactions</u>	<u>Concluded</u>	<u>Cont</u>
<b>Adult</b>						
Non-Family Abuse Prot Order	AP	3	7	7	3	4
Capias	CA	47	81	81	35	46
Felony	CF	35	142	142	44	98
Misdemeanor	CM	129	330	330	107	223
Family Abuse - Prot Order	FP	45	97	97	49	48
Motion - Prot Order	MP	8	11	11	9	2
Violation of PO	PV	3	3	3	3	-
Remand Support	RS	4	4	4	4	-
Show Cause	SC	135	404	404	159	245
SL/Other	SL	0	1	1	1	-
Civil Support	VS	201	303	303	188	115
<b>Adult Total</b>		<b>610</b>	<b>1,383</b>	<b>1,383</b>	<b>602</b>	<b>781</b>
<b>Juvenile</b>						
Abuse or Neglect	AN	10	41	41	8	33
Non-Family Abuse Prot Order	AP	2	4	4	3	1
Capias	CA	2	4	4	2	2
Custody Relief	CR	1	1	1	1	-
Child in Need of Services	CS	2	7	7	0	7
Custody Visitation	CV	504	892	892	428	453
Felony	DF	29	189	189	31	158
Misdemeanor	DM	100	421	421	106	315
Foster Care Review	FC	8	9	9	7	2
Initial Foster Care	IF	4	4	4	4	-
Permanency	PH	9	9	9	9	-
Petition	PT	1	2	2	0	2
Show Cause	SC	1	18	18	3	15
Status	ST	11	29	29	17	12
Traffic	T	82	129	130	65	65
Term Parental Rights	TP	8	8	8	0	8
Truancy	TR	1	6	6	2	4
<b>Juvenile Total</b>		<b>775</b>	<b>1,773</b>	<b>1,774</b>	<b>686</b>	<b>1,077</b>
<b>Chesterfield Totals</b>		<b>1,385</b>	<b>3,156</b>	<b>3,157</b>	<b>1,288</b>	<b>1,858</b>





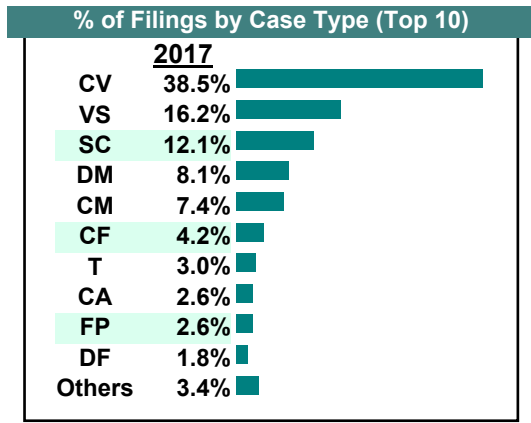
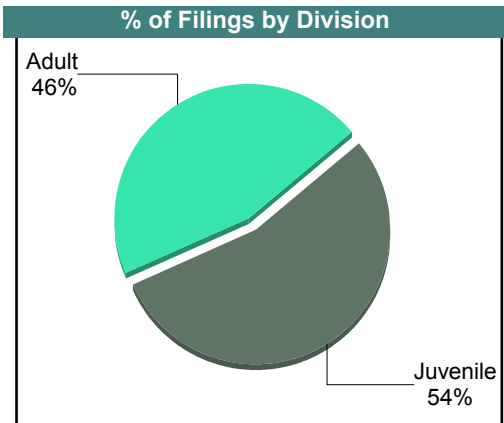

CASELOAD STATISTICS OF THE JUVENILE & DOMESTIC RELATIONS COURTS

Chesterfield

District: 12

November 2017

		<u>Filings</u>	<u>Hearings</u>	<u>Transactions</u>	<u>Concluded</u>	<u>Cont</u>
<b>Adult</b>						
Non-Family Abuse Prot Order	AP	3	6	6	5	1
Capias	CA	42	101	101	62	39
Felony	CF	72	176	176	31	145
Misdemeanor	CM	127	370	370	121	249
Family Abuse - Prot Order	FP	44	94	94	39	55
Motion - Prot Order	MP	8	9	9	6	3
Violation of PO	PV	2	2	2	2	-
Show Cause	SC	205	582	582	222	357
Civil Support	VS	278	412	412	230	179
<b>Adult Total</b>		<b>781</b>	<b>1,752</b>	<b>1,752</b>	<b>718</b>	<b>1,028</b>
<b>Juvenile</b>						
Abuse or Neglect	AN	4	17	17	3	14
Non-Family Abuse Prot Order	AP	2	3	3	0	3
Capias	CA	3	5	5	1	4
Custody Relief	CR	3	4	4	1	3
Child in Need of Services	CS	1	8	8	2	6
Custody Visitation	CV	659	1,122	1,122	543	575
Felony	DF	31	206	206	27	179
Misdemeanor	DM	139	505	505	93	412
Foster Care Review	FC	5	7	7	5	2
Initial Foster Care	IF	2	3	3	2	1
Motion - Prot Order	MP	0	1	1	1	-
Permanency	PH	7	9	9	9	-
Petition	PT	2	7	7	3	4
Remand Custody	RC	1	1	1	1	-
Show Cause	SC	3	28	28	5	23
Status	ST	18	27	27	6	21
Traffic	T	51	67	71	34	37
Term Parental Rights	TP	0	6	6	0	6
Truancy	TR	0	12	12	3	9
Voluntary Continuing Services Agreement	VA	1	1	1	1	-
<b>Juvenile Total</b>		<b>932</b>	<b>2,039</b>	<b>2,043</b>	<b>740</b>	<b>1,299</b>
<b>Chesterfield Totals</b>		<b>1,713</b>	<b>3,791</b>	<b>3,795</b>	<b>1,458</b>	<b>2,327</b>



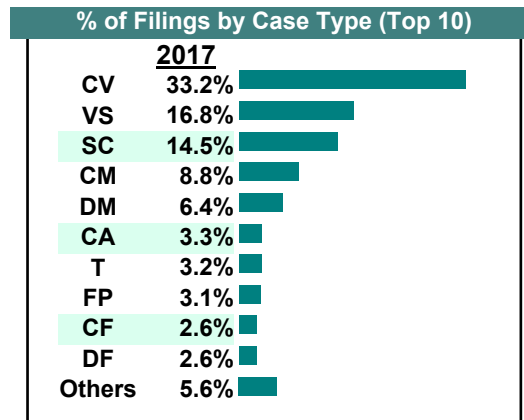
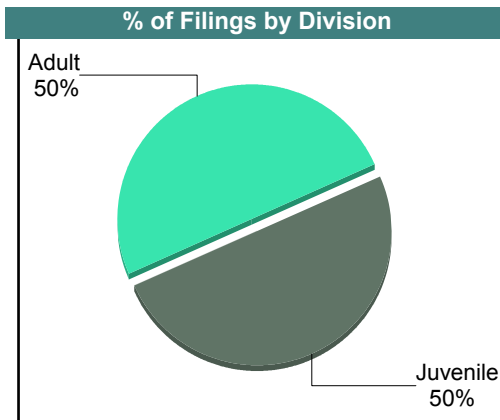
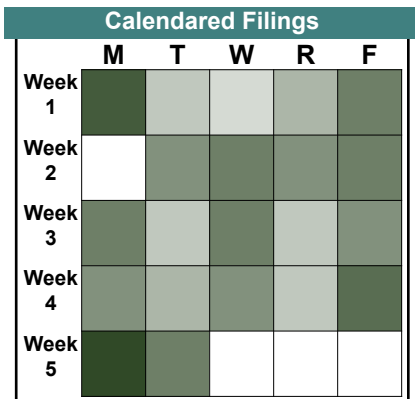
# CASELOAD STATISTICS OF THE JUVENILE & DOMESTIC RELATIONS COURTS

Chesterfield

District: 12

October 2017

		<u>Filings</u>	<u>Hearings</u>	<u>Transactions</u>	<u>Concluded</u>	<u>Cont</u>
<b><u>Adult</u></b>						
Non-Family Abuse Prot Order	AP	5	11	11	4	7
Bond Forfeiture	BF	1	1	1	0	1
Capias	CA	49	120	120	63	57
Felony	CF	41	142	142	49	93
Misdemeanor	CM	137	378	378	135	243
Family Abuse - Prot Order	FP	49	101	101	52	49
Motion - Prot Order	MP	4	4	4	4	-
Violation of PO	PV	1	1	1	1	-
Remand Support	RS	4	4	4	4	-
Show Cause	SC	226	579	579	199	377
SL/Other	SL	2	3	3	2	1
Civil Support	VS	262	441	441	275	164
<b>Adult Total</b>		<b>781</b>	<b>1,785</b>	<b>1,785</b>	<b>788</b>	<b>992</b>
<b><u>Juvenile</u></b>						
Abuse or Neglect	AN	8	21	21	6	15
Non-Family Abuse Prot Order	AP	1	1	1	1	-
Capias	CA	2	4	4	2	2
Custody Relief	CR	2	3	3	3	-
Child in Need of Services	CS	2	9	9	2	7
Custody Visitation	CV	518	1,016	1,016	546	464
Felony	DF	40	229	229	44	185
Misdemeanor	DM	100	493	493	112	381
Emancipation	EP	0	1	1	1	-
Foster Care Review	FC	7	7	7	7	-
Initial Foster Care	IF	2	2	2	2	-
Permanency	PH	3	3	3	2	1
Petition	PT	0	1	1	1	-
Remand Custody	RC	7	7	7	7	-
Remand Visitation	RV	5	5	5	5	-
Show Cause	SC	0	34	34	6	28
Status	ST	30	51	51	23	28
Traffic	T	50	93	95	49	46
Term Parental Rights	TP	2	4	4	3	1
Truancy	TR	1	10	10	4	6
<b>Juvenile Total</b>		<b>780</b>	<b>1,994</b>	<b>1,996</b>	<b>826</b>	<b>1,164</b>
<b>Chesterfield Totals</b>		<b>1,561</b>	<b>3,779</b>	<b>3,781</b>	<b>1,614</b>	<b>2,156</b>



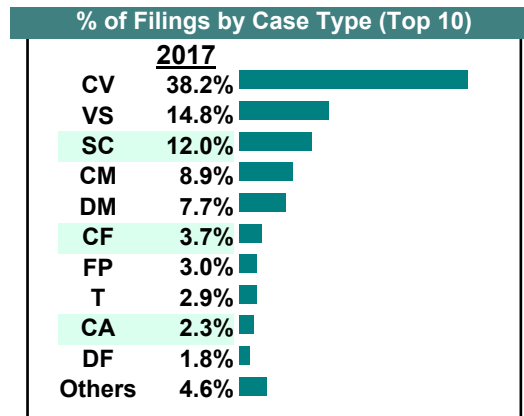
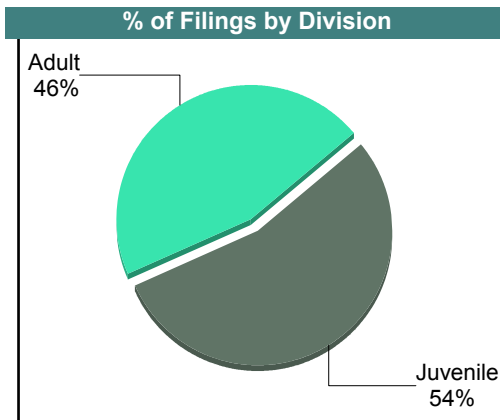
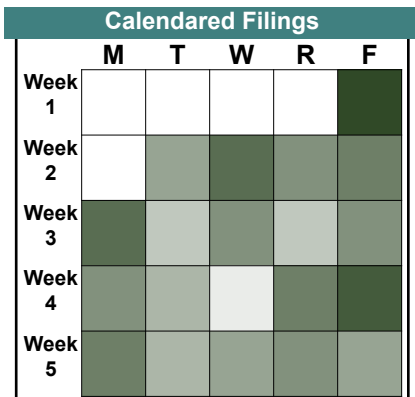
**CASELOAD STATISTICS OF THE JUVENILE & DOMESTIC RELATIONS COURTS**

**Chesterfield**

District: 12

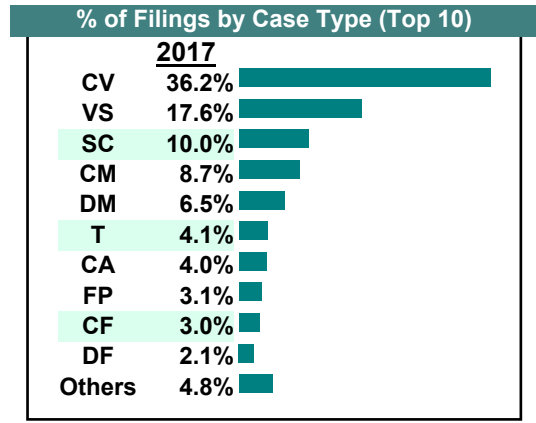
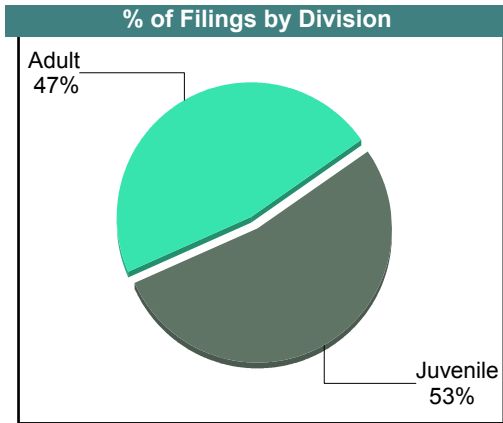
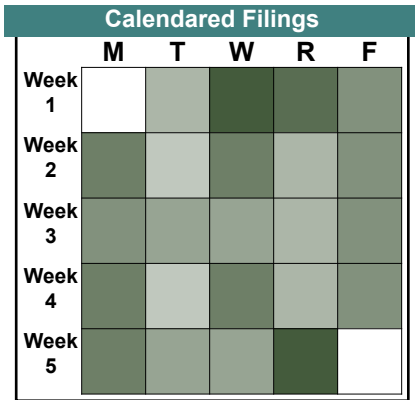
September 2017

		<u>Filings</u>	<u>Hearings</u>	<u>Transactions</u>	<u>Concluded</u>	<u>Cont</u>
<b>Adult</b>						
Non-Family Abuse Prot Order	AP	4	6	6	2	4
Bond Forfeiture	BF	1	1	1	0	1
Capias	CA	37	116	116	57	59
Felony	CF	59	173	173	67	106
Misdemeanor	CM	143	379	379	133	246
Family Abuse - Prot Order	FP	48	98	98	53	45
Motion - Prot Order	MP	2	3	3	2	1
Violation of PO	PV	1	1	1	1	-
Remand Support	RS	9	9	9	9	-
Show Cause	SC	186	519	519	184	335
SL/Other	SL	4	4	4	3	1
Civil Support	VS	238	381	381	250	131
<b>Adult Total</b>		<b>732</b>	<b>1,690</b>	<b>1,690</b>	<b>761</b>	<b>929</b>
<b>Juvenile</b>						
Abuse or Neglect	AN	0	9	9	2	7
Capias	CA	0	6	6	3	3
Custody Relief	CR	1	2	2	1	1
Child in Need of Services	CS	1	11	11	5	6
Custody Visitation	CV	612	1,184	1,184	579	605
Felony	DF	29	211	211	49	162
Misdemeanor	DM	124	400	400	99	301
Emancipation	EP	0	1	1	1	-
Foster Care Review	FC	13	13	13	8	5
Family Abuse - Prot Order	FP	0	1	1	1	-
Initial Foster Care	IF	2	2	2	2	-
Motion - Prot Order	MP	1	1	1	0	1
Permanency	PH	2	2	2	2	-
Petition	PT	2	4	4	2	2
Remand Custody	RC	5	5	5	5	-
Remand Visitation	RV	1	1	1	1	-
Show Cause	SC	7	27	27	1	26
Status	ST	23	45	45	23	22
Traffic	T	47	84	90	54	36
Truancy	TR	1	6	6	2	4
<b>Juvenile Total</b>		<b>871</b>	<b>2,015</b>	<b>2,021</b>	<b>840</b>	<b>1,181</b>
<b>Chesterfield Totals</b>		<b>1,603</b>	<b>3,705</b>	<b>3,711</b>	<b>1,601</b>	<b>2,110</b>



August 2017

		Filings	Hearings	Transactions	Concluded	Cont
<b>Adult</b>						
Non-Family Abuse Prot Order	AP	0	1	1	1	-
Capias	CA	61	150	150	62	88
Felony	CF	47	201	201	80	121
Misdemeanor	CM	138	403	403	146	257
Family Abuse - Prot Order	FP	50	100	100	51	49
Motion - Prot Order	MP	4	7	7	7	-
Violation of PO	PV	6	6	6	6	-
Remand Support	RS	1	1	1	1	-
Show Cause	SC	159	532	532	206	326
Civil Support	VS	280	480	480	306	174
<b>Adult Total</b>		<b>746</b>	<b>1,881</b>	<b>1,881</b>	<b>866</b>	<b>1,015</b>
<b>Juvenile</b>						
Abuse or Neglect	AN	3	15	15	4	11
Non-Family Abuse Prot Order	AP	0	2	2	1	1
Capias	CA	2	2	2	0	2
Custody Relief	CR	3	5	5	3	2
Child in Need of Services	CS	1	10	10	5	5
Custody Visitation	CV	576	1,174	1,174	642	532
Felony	DF	34	298	298	59	239
Misdemeanor	DM	103	513	513	159	354
Foster Care Review	FC	10	10	10	10	-
Initial Foster Care	IF	3	3	3	3	-
Permanency	PH	2	2	2	1	1
Petition	PT	1	5	5	4	1
Remand Custody	RC	7	7	7	7	-
Child at Risk	RI	0	1	1	1	-
Remand Visitation	RV	7	7	7	7	-
Show Cause	SC	1	26	26	9	17
Status	ST	26	45	46	24	22
Traffic	T	65	110	120	68	52
Truancy	TR	3	12	12	3	9
Voluntary Continuing Services Agreement	VA	0	1	1	1	-
<b>Juvenile Total</b>		<b>847</b>	<b>2,248</b>	<b>2,259</b>	<b>1,011</b>	<b>1,248</b>
<b>Chesterfield Totals</b>		<b>1,593</b>	<b>4,129</b>	<b>4,140</b>	<b>1,877</b>	<b>2,263</b>



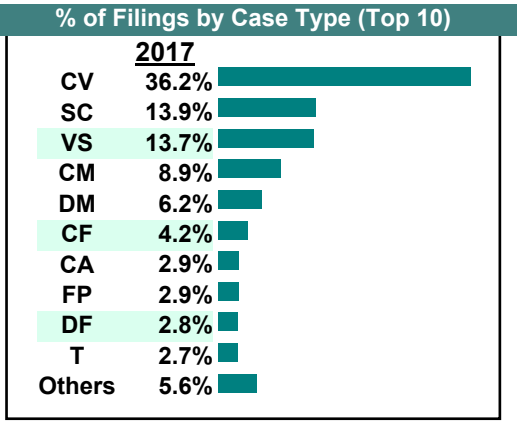
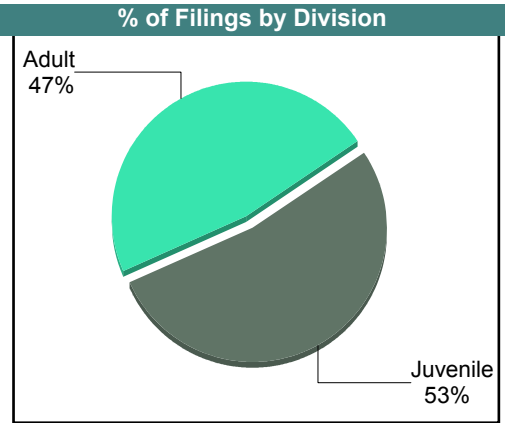
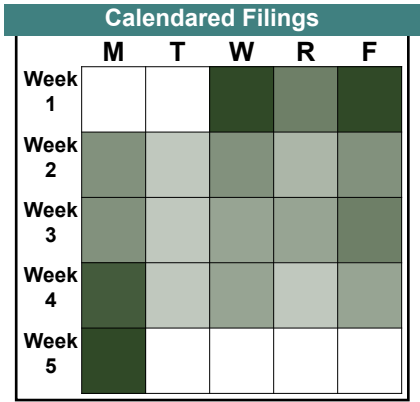
**CASELOAD STATISTICS OF THE JUVENILE & DOMESTIC RELATIONS COURTS**

**Chesterfield**

District: 12

July 2017

		<u>Filings</u>	<u>Hearings</u>	<u>Transactions</u>	<u>Concluded</u>	<u>Cont</u>
<b><u>Adult</u></b>						
Non-Family Abuse Prot Order	AP	3	4	4	2	2
Capias	CA	46	94	94	46	48
Felony	CF	67	161	161	28	133
Misdemeanor	CM	143	373	373	104	269
Family Abuse - Prot Order	FP	45	98	98	48	50
Motion - Prot Order	MP	7	8	8	4	4
Violation of PO	PV	5	5	5	5	-
Remand Support	RS	1	1	1	1	-
Show Cause	SC	220	573	573	185	388
Civil Support	VS	219	398	398	232	166
<b>Adult Total</b>		<b>756</b>	<b>1,715</b>	<b>1,715</b>	<b>655</b>	<b>1,060</b>
<b><u>Juvenile</u></b>						
Abuse or Neglect	AN	5	21	21	5	16
Custody Relief	CR	2	2	2	1	1
Child in Need of Services	CS	7	18	18	5	13
Custody Visitation	CV	580	1,072	1,072	550	522
Felony	DF	45	233	233	44	189
Misdemeanor	DM	100	395	395	123	272
Foster Care Review	FC	4	4	4	3	1
Family Abuse - Prot Order	FP	1	1	1	0	1
Initial Foster Care	IF	4	4	4	4	-
Permanency	PH	8	8	8	8	-
Petition	PT	4	5	5	0	5
Remand Custody	RC	5	5	5	5	-
Remand Visitation	RV	6	6	6	6	-
Show Cause	SC	2	26	26	9	17
Status	ST	23	39	39	27	12
Traffic	T	44	84	87	53	34
Term Parental Rights	TP	4	4	4	2	2
Truancy	TR	1	7	7	0	7
Voluntary Continuing Services Agreement	VA	0	1	1	0	1
<b>Juvenile Total</b>		<b>845</b>	<b>1,935</b>	<b>1,938</b>	<b>845</b>	<b>1,093</b>
<b>Chesterfield Totals</b>		<b>1,601</b>	<b>3,650</b>	<b>3,653</b>	<b>1,500</b>	<b>2,153</b>



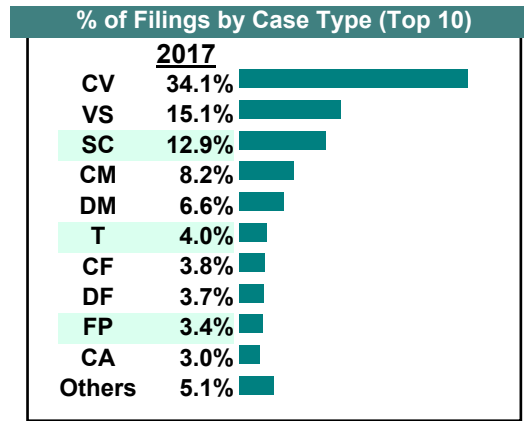
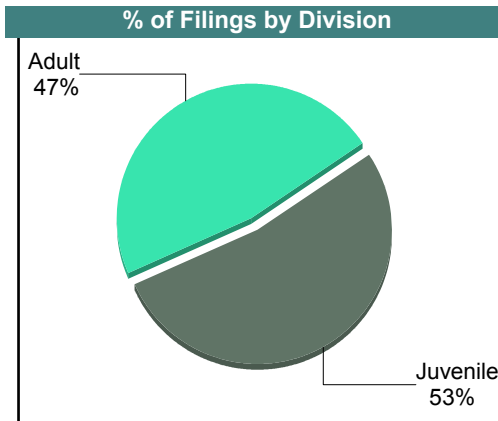

# CASELOAD STATISTICS OF THE JUVENILE & DOMESTIC RELATIONS COURTS

Chesterfield

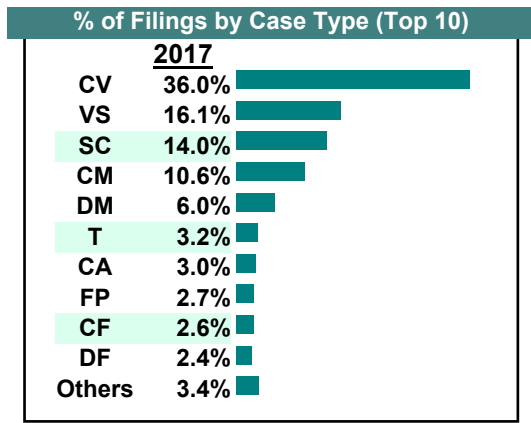
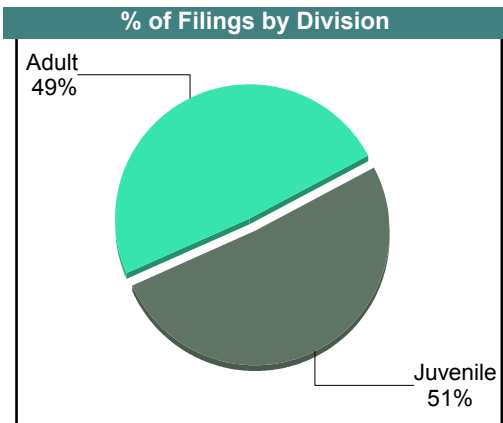

District: 12

June 2017

		Filings	Hearings	Transactions	Concluded	Cont
<b>Adult</b>						
Non-Family Abuse Prot Order	AP	2	4	4	3	1
Capias	CA	46	118	118	53	65
Felony	CF	59	165	165	35	130
Misdemeanor	CM	126	373	373	134	239
Family Abuse - Prot Order	FP	52	99	99	36	63
Motion - Prot Order	MP	8	11	11	9	2
Other	OT	1	1	1	1	-
Violation Fam Abuse PO	PS	1	1	1	1	-
Violation of PO	PV	3	3	3	3	-
Remand Support	RS	5	5	5	5	-
Show Cause	SC	190	549	549	176	373
Civil Support	VS	232	431	431	247	184
<b>Adult Total</b>		<b>725</b>	<b>1,760</b>	<b>1,760</b>	<b>703</b>	<b>1,057</b>
<b>Juvenile</b>						
Abuse or Neglect	AN	4	16	16	8	8
Non-Family Abuse Prot Order	AP	1	2	2	1	1
Capias	CA	0	1	1	1	-
Custody Relief	CR	0	1	1	0	1
Child in Need of Services	CS	3	11	11	1	10
Custody Visitation	CV	525	1,073	1,073	577	496
Felony	DF	57	276	276	41	235
Misdemeanor	DM	101	539	539	136	403
Emancipation	EP	1	1	1	0	1
Foster Care Review	FC	9	9	9	9	-
Family Abuse - Prot Order	FP	1	2	2	1	1
Initial Foster Care	IF	6	6	6	6	-
Motion - Prot Order	MP	0	2	2	2	-
Permanency	PH	3	3	3	2	1
Petition	PT	4	5	5	3	2
Remand Custody	RC	3	3	3	3	-
Remand Visitation	RV	3	3	3	3	-
Show Cause	SC	9	46	46	9	37
Status	ST	15	36	36	12	24
Traffic	T	62	107	111	52	59
Term Parental Rights	TP	2	2	2	0	2
Truancy	TR	2	10	10	2	8
Voluntary Continuing Services Agreement	VA	2	2	2	1	1
<b>Juvenile Total</b>		<b>813</b>	<b>2,156</b>	<b>2,160</b>	<b>870</b>	<b>1,290</b>
<b>Chesterfield Totals</b>		<b>1,538</b>	<b>3,916</b>	<b>3,920</b>	<b>1,573</b>	<b>2,347</b>



		Filings	Hearings	Transactions	Concluded	Cont
<b>Adult</b>						
Non-Family Abuse Prot Order	AP	3	6	6	4	2
Capias	CA	42	128	128	60	68
Felony	CF	39	125	125	51	74
Misdemeanor	CM	157	408	408	142	266
Family Abuse - Prot Order	FP	40	98	98	43	55
Motion - Prot Order	MP	7	8	8	6	2
Violation of PO	PV	3	3	3	3	-
Restricted O/L	RL	1	1	1	1	-
Show Cause	SC	193	572	572	220	352
Civil Support	VS	240	468	468	281	186
<b>Adult Total</b>		<b>725</b>	<b>1,817</b>	<b>1,817</b>	<b>811</b>	<b>1,005</b>
<b>Juvenile</b>						
Abuse or Neglect	AN	7	31	31	5	26
Non-Family Abuse Prot Order	AP	0	2	2	0	2
Capias	CA	3	5	5	2	3
Custody Relief	CR	1	2	2	2	-
Child in Need of Services	CS	1	9	9	2	7
Custody Visitation	CV	536	1,090	1,090	518	572
Felony	DF	35	314	314	71	243
Misdemeanor	DM	89	500	500	139	361
Family Abuse - Prot Order	FP	0	2	2	2	-
Initial Foster Care	IF	4	4	4	4	-
Motion - Prot Order	MP	2	2	2	0	2
Permanency	PH	4	4	4	4	-
Petition	PT	0	3	3	2	1
Remand Custody	RC	1	1	1	1	-
Remand Visitation	RV	1	1	1	1	-
Show Cause	SC	15	49	49	10	39
Status	ST	13	39	39	23	16
Traffic	T	48	106	106	54	52
Term Parental Rights	TP	0	6	6	6	-
Truancy	TR	2	7	7	0	7
<b>Juvenile Total</b>		<b>762</b>	<b>2,177</b>	<b>2,177</b>	<b>846</b>	<b>1,331</b>
<b>Chesterfield Totals</b>		<b>1,487</b>	<b>3,994</b>	<b>3,994</b>	<b>1,657</b>	<b>2,336</b>



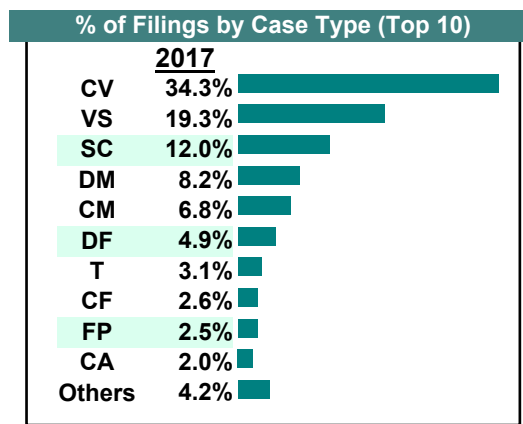
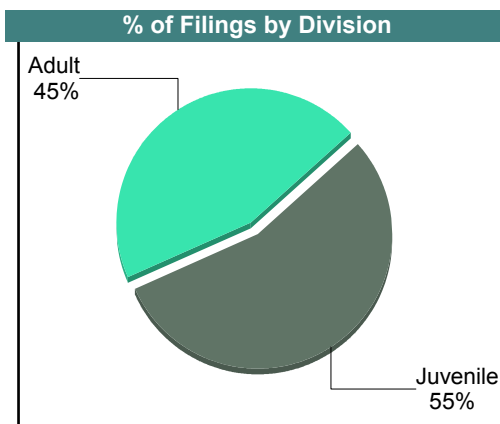
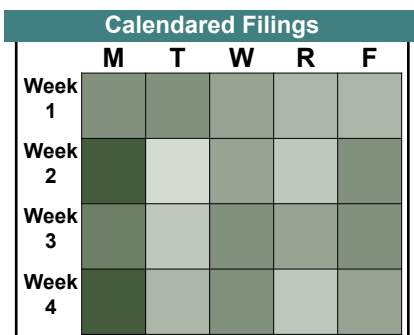
**CASELOAD STATISTICS OF THE JUVENILE & DOMESTIC RELATIONS COURTS**

**Chesterfield**

District: 12

April 2017

		<u>Filings</u>	<u>Hearings</u>	<u>Transactions</u>	<u>Concluded</u>	<u>Cont</u>
<b><u>Adult</u></b>						
Non-Family Abuse Prot Order	AP	2	3	3	1	2
Capias	CA	34	132	132	56	76
Felony	CF	45	121	121	31	90
Misdemeanor	CM	119	331	331	123	208
Family Abuse - Prot Order	FP	43	80	80	37	43
Motion - Prot Order	MP	7	9	9	7	2
Other	OT	0	1	1	1	-
Remand Support	RS	1	1	1	1	-
Show Cause	SC	198	609	609	220	389
Civil Support	VS	335	528	528	284	244
<b>Adult Total</b>		<b>784</b>	<b>1,815</b>	<b>1,815</b>	<b>761</b>	<b>1,054</b>
<b><u>Juvenile</u></b>						
Abuse or Neglect	AN	6	27	27	6	21
Non-Family Abuse Prot Order	AP	2	2	2	1	1
Capias	CA	0	8	8	6	2
Custody Relief	CR	4	4	4	2	2
Child in Need of Services	CS	2	7	7	3	4
Custody Visitation	CV	597	1,051	1,051	479	572
Felony	DF	86	314	314	58	256
Misdemeanor	DM	142	550	550	140	410
Emancipation	EP	0	1	1	0	1
Foster Care Review	FC	1	1	1	1	-
Family Abuse - Prot Order	FP	1	2	2	0	2
Initial Foster Care	IF	5	5	5	5	-
Juv Support	JS	0	1	1	1	-
Permanency	PH	10	11	11	10	1
Petition	PT	1	3	3	2	1
Remand Custody	RC	2	2	2	2	-
Child at Risk	RI	1	1	1	0	1
Remand Visitation	RV	2	2	2	2	-
Show Cause	SC	11	48	48	8	40
Status	ST	18	37	37	15	22
Traffic	T	54	75	81	39	42
Term Parental Rights	TP	6	10	10	8	2
Truancy	TR	1	9	9	1	8
Voluntary Continuing Services Agreement	VA	2	3	3	2	1
<b>Juvenile Total</b>		<b>954</b>	<b>2,174</b>	<b>2,180</b>	<b>791</b>	<b>1,389</b>
<b>Chesterfield Totals</b>		<b>1,738</b>	<b>3,989</b>	<b>3,995</b>	<b>1,552</b>	<b>2,443</b>





CASELOAD STATISTICS OF THE JUVENILE & DOMESTIC RELATIONS COURTS

Chesterfield

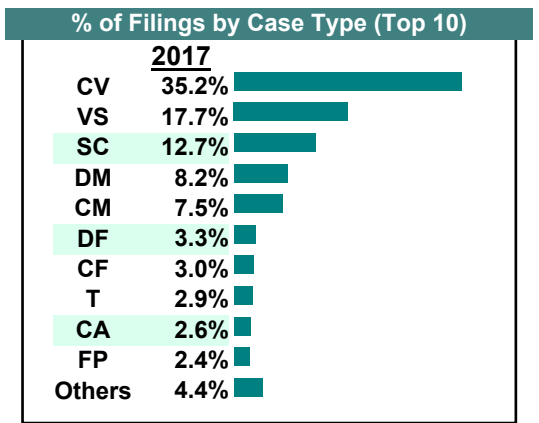
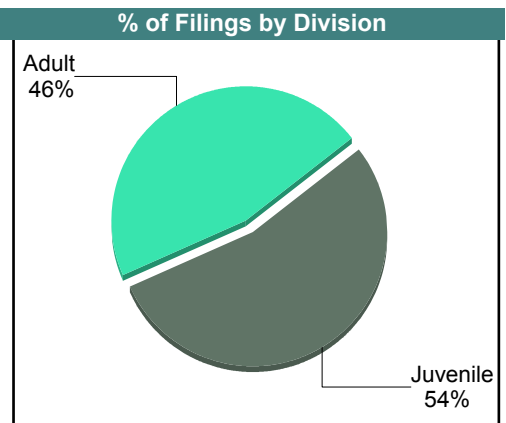

District: 12

March 2017

		Filings	Hearings	Transactions	Concluded	Cont
<b>Adult</b>						
Bond Forfeiture	BF	1	4	4	3	1
Capias	CA	39	150	150	55	95
Felony	CF	52	163	163	62	101
Misdemeanor	CM	129	378	378	140	238
Family Abuse - Prot Order	FP	41	87	87	45	42
Motion - Prot Order	MP	10	10	10	10	-
Violation of PO	PV	3	3	3	3	-
Remand Support	RS	5	5	5	5	-
Show Cause	SC	207	615	615	240	375
SL/Other	SL	2	2	2	2	-
Civil Support	VS	305	552	552	339	213
<b>Adult Total</b>		<b>794</b>	<b>1,969</b>	<b>1,969</b>	<b>904</b>	<b>1,065</b>

<b>Juvenile</b>						
Abuse or Neglect	AN	12	39	39	6	33
Non-Family Abuse Prot Order	AP	1	1	1	1	-
Capias	CA	6	7	7	1	6
Custody Relief	CR	4	5	5	3	2
Child in Need of Services	CS	3	8	8	0	8
Custody Visitation	CV	607	1,206	1,206	688	518
Felony	DF	57	231	231	33	198
Misdemeanor	DM	142	479	479	95	384
Foster Care Review	FC	2	2	2	2	-
Family Abuse - Prot Order	FP	1	1	1	0	1
Initial Foster Care	IF	3	3	3	3	-
Permanency	PH	6	9	9	5	4
Petition	PT	2	6	6	4	2
Remand Custody	RC	3	3	3	3	-
Remand Visitation	RV	3	3	3	3	-
Show Cause	SC	11	32	32	7	25
Status	ST	11	25	25	6	19
Traffic	T	50	103	106	57	49
Term Parental Rights	TP	0	6	6	0	6
Truancy	TR	4	11	11	3	8
<b>Juvenile Total</b>		<b>928</b>	<b>2,180</b>	<b>2,183</b>	<b>920</b>	<b>1,263</b>

<b>Chesterfield Totals</b>		<b>1,722</b>	<b>4,149</b>	<b>4,152</b>	<b>1,824</b>	<b>2,328</b>
----------------------------	--	--------------	--------------	--------------	--------------	--------------



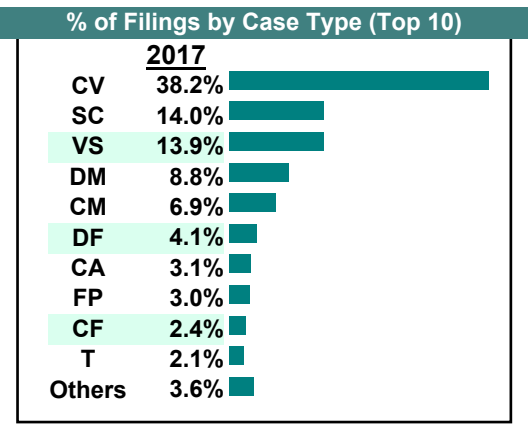
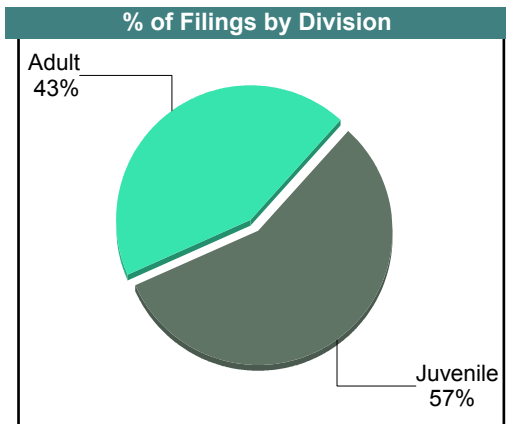

CASELOAD STATISTICS OF THE JUVENILE & DOMESTIC RELATIONS COURTS

Chesterfield

District: 12

February 2017

		Filings	Hearings	Transactions	Concluded	Cont
<b>Adult</b>						
Capias	CA	44	141	141	42	99
Felony	CF	37	134	134	52	82
Misdemeanor	CM	107	362	362	138	224
Family Abuse - Prot Order	FP	47	104	104	53	51
Motion - Prot Order	MP	8	9	9	7	2
Other	OT	1	1	1	0	1
Violation of PO	PV	2	2	2	2	-
Show Cause	SC	211	576	576	207	369
SL/Other	SL	3	3	3	3	-
Civil Support	VS	216	427	427	232	195
<b>Adult Total</b>		<b>676</b>	<b>1,759</b>	<b>1,759</b>	<b>736</b>	<b>1,023</b>
<b>Juvenile</b>						
Abuse or Neglect	AN	2	20	20	10	10
Capias	CA	4	7	7	4	3
Custody Relief	CR	1	1	1	0	1
Child in Need of Services	CS	2	12	12	4	8
Custody Visitation	CV	594	1,127	1,127	583	544
Felony	DF	63	288	288	53	235
Misdemeanor	DM	137	593	593	195	398
Foster Care Review	FC	5	5	5	5	-
Initial Foster Care	IF	5	5	5	5	-
Permanency	PH	6	7	7	6	1
Petition	PT	3	7	7	4	3
Remand Custody	RC	1	1	1	1	-
Remand Visitation	RV	1	1	1	1	-
Show Cause	SC	6	41	41	13	28
Status	ST	13	49	49	27	22
Traffic	T	33	77	83	53	30
Term Parental Rights	TP	0	2	2	0	2
Truancy	TR	3	10	10	0	10
<b>Juvenile Total</b>		<b>879</b>	<b>2,253</b>	<b>2,259</b>	<b>964</b>	<b>1,295</b>
<b>Chesterfield Totals</b>		<b>1,555</b>	<b>4,012</b>	<b>4,018</b>	<b>1,700</b>	<b>2,318</b>



**CASELOAD STATISTICS OF THE JUVENILE & DOMESTIC RELATIONS COURTS**

**Chesterfield**

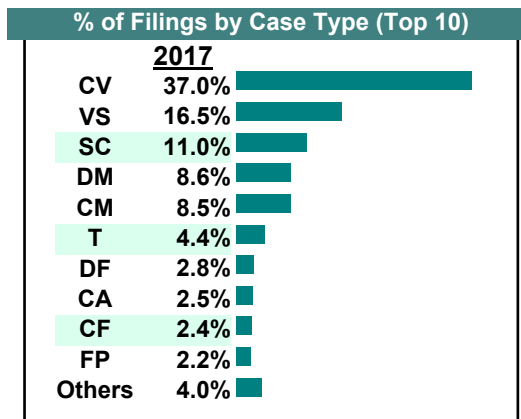
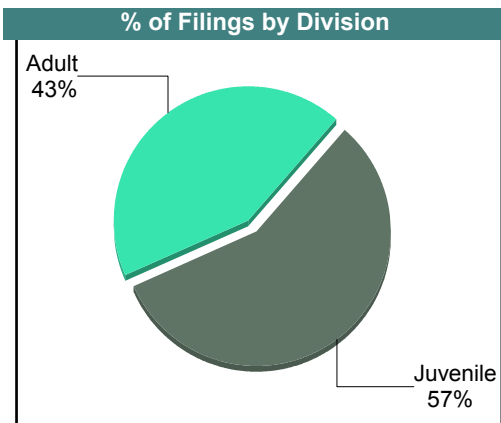

District: 12

January 2017

		<u>Filings</u>	<u>Hearings</u>	<u>Transactions</u>	<u>Concluded</u>	<u>Cont</u>
<b><u>Adult</u></b>						
Non-Family Abuse Prot Order	AP	1	3	3	2	1
Bond Forfeiture	BF	1	3	3	1	2
Capias	CA	33	106	106	44	62
Felony	CF	35	173	173	58	115
Misdemeanor	CM	124	498	498	215	283
Family Abuse - Prot Order	FP	32	67	67	28	39
Motion - Prot Order	MP	3	4	4	4	-
Violation of PO	PV	1	1	1	1	-
Remand Support	RS	2	3	3	3	-
Show Cause	SC	153	529	529	197	332
SL/Other	SL	0	1	1	1	-
Civil Support	VS	241	435	435	207	228
<b>Adult Total</b>		<b>626</b>	<b>1,823</b>	<b>1,823</b>	<b>761</b>	<b>1,062</b>

<b><u>Juvenile</u></b>						
Abuse or Neglect	AN	4	23	23	8	15
Non-Family Abuse Prot Order	AP	1	1	1	1	-
Capias	CA	4	6	6	2	4
Child in Need of Services	CS	0	5	5	1	4
Custody Visitation	CV	539	1,125	1,125	550	575
Felony	DF	41	309	309	65	244
Misdemeanor	DM	125	671	671	173	498
Foster Care Review	FC	3	4	4	4	-
Permanency	PH	12	12	12	12	-
Petition	PT	3	9	9	5	4
Remand Custody	RC	4	4	4	4	-
Remand Visitation	RV	3	3	3	3	-
Show Cause	SC	8	57	57	12	45
Status	ST	20	54	54	25	29
Traffic	T	64	115	118	63	55
Term Parental Rights	TP	0	10	10	0	10
Truancy	TR	1	10	10	3	7
<b>Juvenile Total</b>		<b>832</b>	<b>2,418</b>	<b>2,421</b>	<b>931</b>	<b>1,490</b>

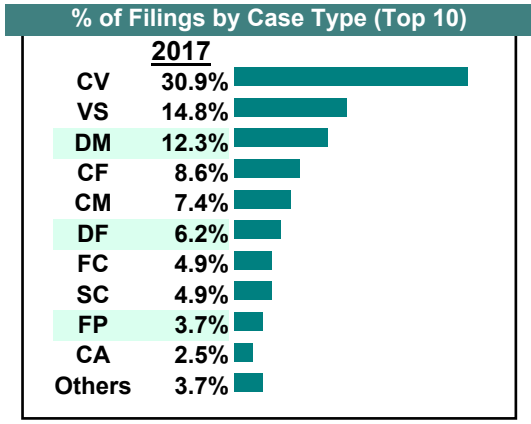
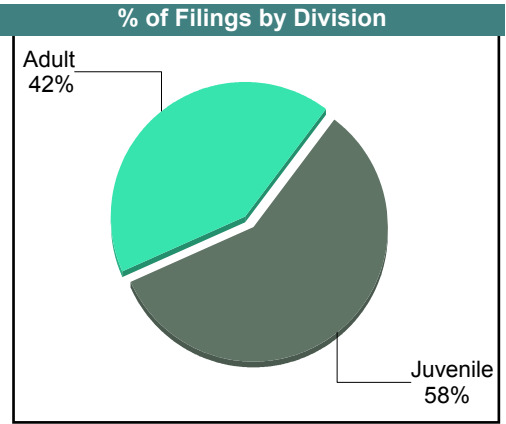
<b>Chesterfield Totals</b>		<b>1,458</b>	<b>4,241</b>	<b>4,244</b>	<b>1,692</b>	<b>2,552</b>
----------------------------	--	--------------	--------------	--------------	--------------	--------------



December 2017

		Filings	Hearings	Transactions	Concluded	Cont
<b>Adult</b>						
Capias	CA	1	9	9	3	6
Felony	CF	7	24	24	4	20
Misdemeanor	CM	6	26	26	10	16
Family Abuse - Prot Order	FP	3	5	5	1	4
Remand Support	RS	1	1	1	1	-
Show Cause	SC	4	15	15	5	10
Civil Support	VS	12	24	24	15	9
<b>Adult Total</b>		<b>34</b>	<b>104</b>	<b>104</b>	<b>39</b>	<b>65</b>
<b>Juvenile</b>						
Capias	CA	1	2	2	1	1
Custody Visitation	CV	25	64	64	19	45
Felony	DF	5	15	15	1	14
Misdemeanor	DM	10	34	34	7	27
Foster Care Review	FC	4	4	4	4	-
Show Cause	SC	0	1	1	0	1
Status	ST	0	1	1	1	-
Traffic	T	2	6	6	5	1
<b>Juvenile Total</b>		<b>47</b>	<b>127</b>	<b>127</b>	<b>38</b>	<b>89</b>
<b>Colonial Heights Totals</b>		<b>81</b>	<b>231</b>	<b>231</b>	<b>77</b>	<b>154</b>

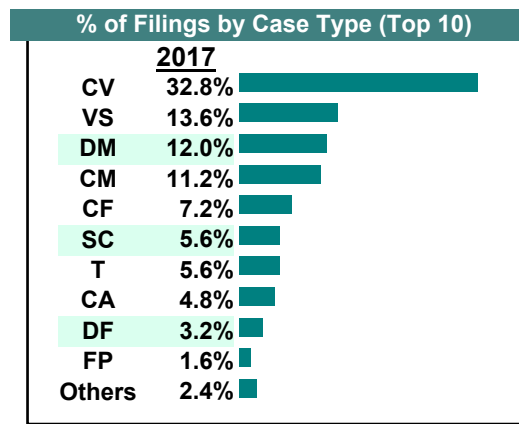
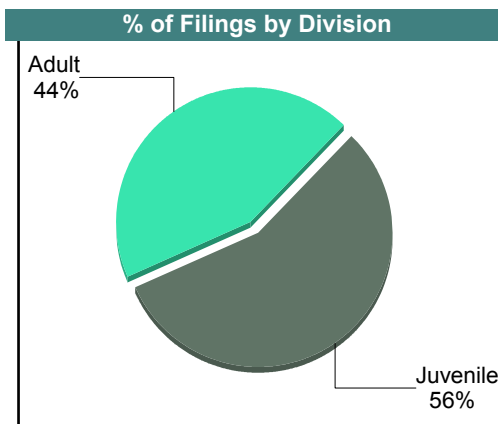
	M	T	W	R	F
Week 1					
Week 2					
Week 3					
Week 4					
Week 5					



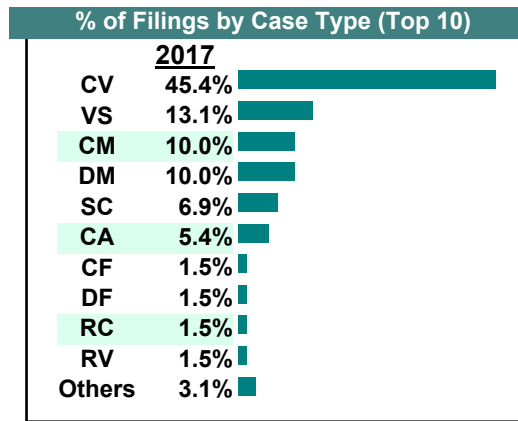
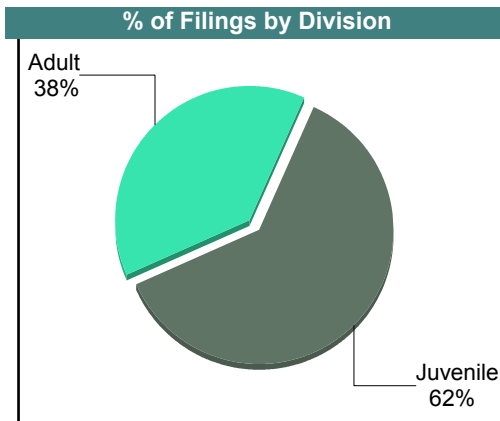
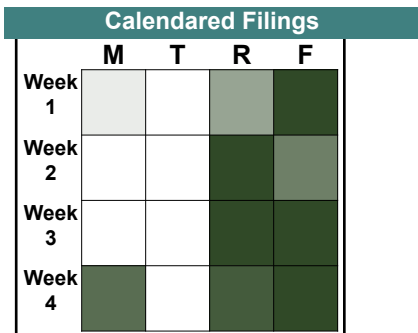
November 2017

		<u>Filings</u>	<u>Hearings</u>	<u>Transactions</u>	<u>Concluded</u>	<u>Cont</u>
<b>Adult</b>						
Capias	CA	5	13	13	4	9
Felony	CF	9	24	24	8	16
Misdemeanor	CM	14	38	38	10	28
Family Abuse - Prot Order	FP	2	7	7	3	4
Other	OT	1	1	1	1	-
Show Cause	SC	7	12	12	2	10
Civil Support	VS	17	26	26	12	14
<b>Adult Total</b>		<b>55</b>	<b>121</b>	<b>121</b>	<b>40</b>	<b>81</b>
<b>Juvenile</b>						
Abuse or Neglect	AN	0	1	1	1	-
Capias	CA	1	2	2	0	2
Custody Visitation	CV	41	78	78	39	39
Felony	DF	4	20	20	2	18
Misdemeanor	DM	15	68	68	11	57
Foster Care Review	FC	1	1	1	1	-
Show Cause	SC	0	2	2	1	1
Status	ST	1	5	5	2	3
Traffic	T	7	10	11	6	5
<b>Juvenile Total</b>		<b>70</b>	<b>187</b>	<b>188</b>	<b>63</b>	<b>125</b>
<b>Colonial Heights Totals</b>		<b>125</b>	<b>308</b>	<b>309</b>	<b>103</b>	<b>206</b>

Calendared Filings					
	M	T	W	R	F
Week 1					
Week 2					
Week 3					
Week 4					
Week 5					

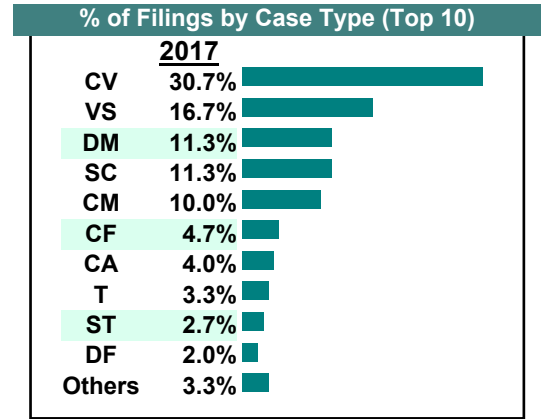
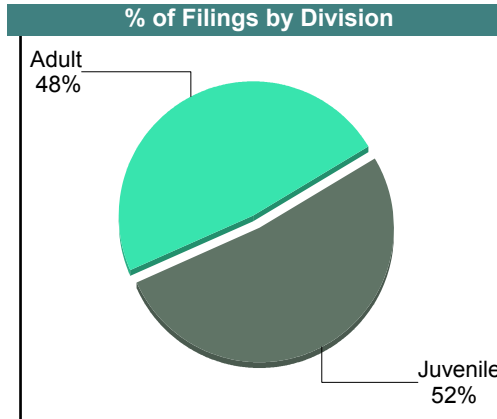
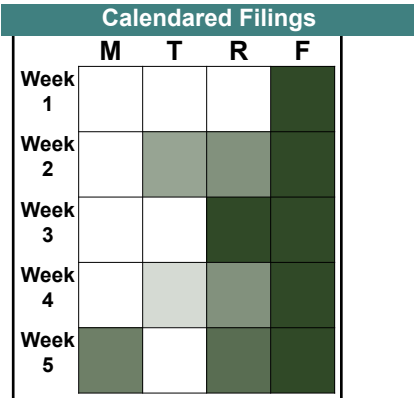


		Filings	Hearings	Transactions	Concluded	Cont
<b>Adult</b>						
Capias	CA	7	22	22	15	7
Felony	CF	2	21	21	11	10
Misdemeanor	CM	13	43	43	21	22
Family Abuse - Prot Order	FP	1	8	8	5	3
Motion - Prot Order	MP	1	1	1	1	-
Show Cause	SC	9	44	44	22	22
Civil Support	VS	17	32	32	18	14
<b>Adult Total</b>		<b>50</b>	<b>171</b>	<b>171</b>	<b>93</b>	<b>78</b>
<b>Juvenile</b>						
Abuse or Neglect	AN	0	2	2	2	-
Capias	CA	0	2	2	1	1
Child in Need of Services	CS	0	1	1	1	-
Custody Visitation	CV	59	121	121	52	69
Felony	DF	2	34	34	18	16
Misdemeanor	DM	13	76	76	22	54
Initial Foster Care	IF	1	1	1	1	-
Remand Custody	RC	2	2	2	2	-
Remand Visitation	RV	2	2	2	2	-
Show Cause	SC	0	3	3	1	2
Status	ST	0	2	2	2	-
Traffic	T	1	2	2	1	1
Truancy	TR	0	3	3	3	-
<b>Juvenile Total</b>		<b>80</b>	<b>251</b>	<b>251</b>	<b>108</b>	<b>143</b>
<b>Colonial Heights Totals</b>		<b>130</b>	<b>422</b>	<b>422</b>	<b>201</b>	<b>221</b>



September 2017

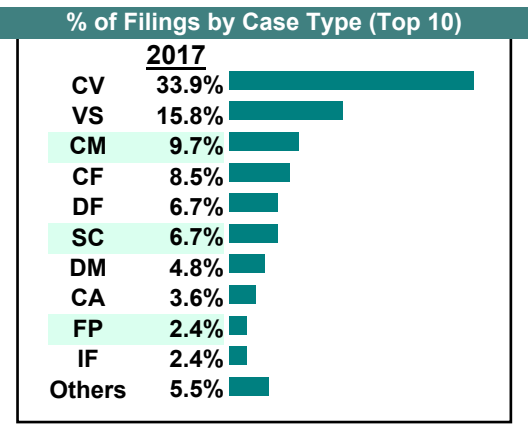
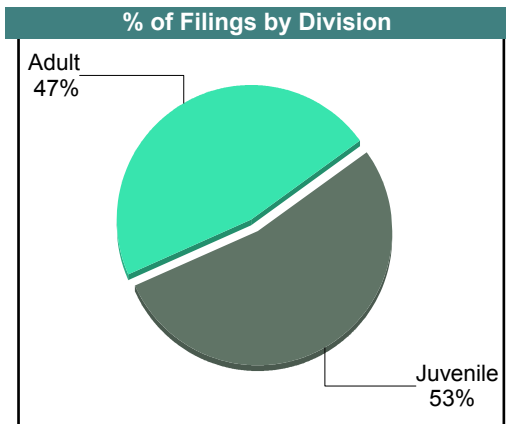
		Filings	Hearings	Transactions	Concluded	Cont
<b>Adult</b>						
Capias	CA	6	24	24	5	19
Felony	CF	7	35	35	4	31
Misdemeanor	CM	15	57	57	24	33
Family Abuse - Prot Order	FP	3	7	7	1	6
Show Cause	SC	16	41	41	11	30
Civil Support	VS	25	45	45	26	19
<b>Adult Total</b>		<b>72</b>	<b>209</b>	<b>209</b>	<b>71</b>	<b>138</b>
<b>Juvenile</b>						
Abuse or Neglect	AN	1	2	2	0	2
Capias	CA	0	1	1	0	1
Child in Need of Services	CS	1	1	1	0	1
Custody Visitation	CV	46	132	132	55	77
Felony	DF	3	32	32	7	25
Misdemeanor	DM	17	62	62	12	50
Show Cause	SC	1	3	3	0	3
Status	ST	4	4	4	0	4
Traffic	T	5	6	8	6	2
<b>Juvenile Total</b>		<b>78</b>	<b>243</b>	<b>245</b>	<b>80</b>	<b>165</b>
<b>Colonial Heights Totals</b>		<b>150</b>	<b>452</b>	<b>454</b>	<b>151</b>	<b>303</b>



August 2017

		<u>Filings</u>	<u>Hearings</u>	<u>Transactions</u>	<u>Concluded</u>	<u>Cont</u>
<b>Adult</b>						
Capias	CA	6	21	21	10	11
Felony	CF	14	27	27	2	25
Misdemeanor	CM	16	42	42	7	35
Family Abuse - Prot Order	FP	4	16	16	6	10
Show Cause	SC	11	38	38	16	22
Civil Support	VS	26	37	37	18	19
<b>Adult Total</b>		<b>77</b>	<b>181</b>	<b>181</b>	<b>59</b>	<b>122</b>
<b>Juvenile</b>						
Abuse or Neglect	AN	2	4	4	0	4
Capias	CA	0	2	2	0	2
Custody Visitation	CV	56	103	103	35	68
Felony	DF	11	57	57	11	46
Misdemeanor	DM	8	76	76	17	59
Foster Care Review	FC	2	2	2	2	-
Initial Foster Care	IF	4	4	4	4	-
Show Cause	SC	0	4	4	2	2
Status	ST	2	5	5	2	3
Traffic	T	3	6	6	1	5
<b>Juvenile Total</b>		<b>88</b>	<b>263</b>	<b>263</b>	<b>74</b>	<b>189</b>
<b>Colonial Heights Totals</b>		<b>165</b>	<b>444</b>	<b>444</b>	<b>133</b>	<b>311</b>

Calendared Filings					
	M	T	W	R	F
Week 1					
Week 2					
Week 3					
Week 4					
Week 5					

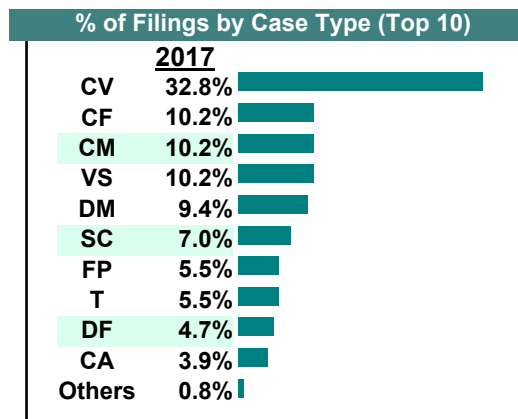
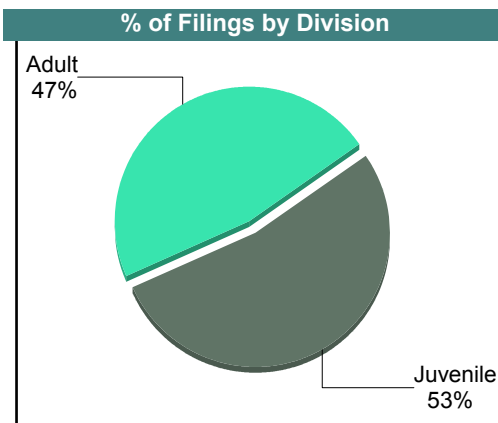




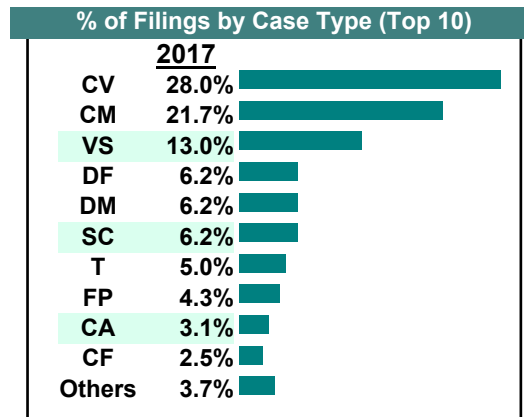
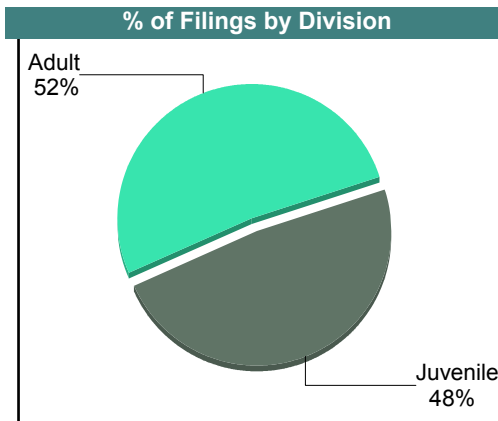
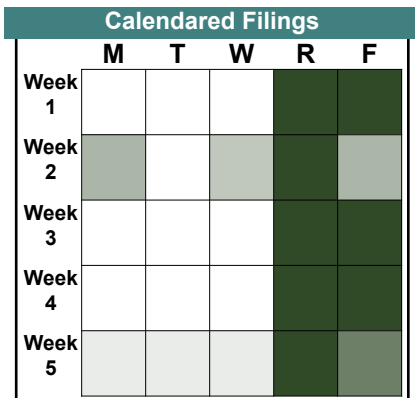
July 2017

		<u>Filings</u>	<u>Hearings</u>	<u>Transactions</u>	<u>Concluded</u>	<u>Cont</u>
<b>Adult</b>						
Capias	CA	5	19	19	7	12
Felony	CF	13	30	30	11	19
Misdemeanor	CM	13	59	59	24	35
Family Abuse - Prot Order	FP	7	12	12	5	7
Motion - Prot Order	MP	1	1	1	1	-
Show Cause	SC	8	29	29	7	22
Civil Support	VS	13	22	22	14	8
<b>Adult Total</b>		<b>60</b>	<b>172</b>	<b>172</b>	<b>69</b>	<b>103</b>
<b>Juvenile</b>						
Capias	CA	0	3	3	0	3
Custody Visitation	CV	42	94	94	30	64
Felony	DF	6	29	29	1	28
Misdemeanor	DM	12	90	90	12	78
Show Cause	SC	1	7	7	3	4
Traffic	T	7	8	8	5	3
Truancy	TR	0	1	1	0	1
<b>Juvenile Total</b>		<b>68</b>	<b>232</b>	<b>232</b>	<b>51</b>	<b>181</b>
<b>Colonial Heights Totals</b>		<b>128</b>	<b>404</b>	<b>404</b>	<b>120</b>	<b>284</b>

Calendared Filings					
	M	T	W	R	F
Week 1					
Week 2					
Week 3					
Week 4					

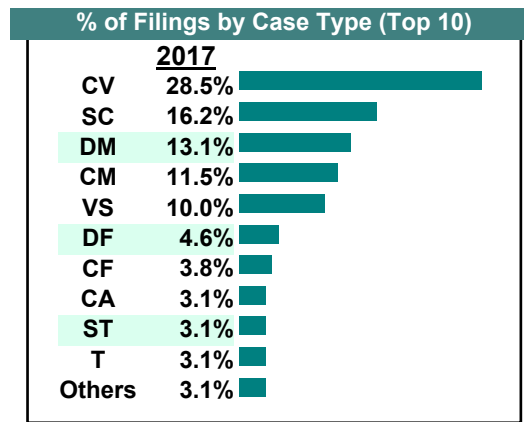
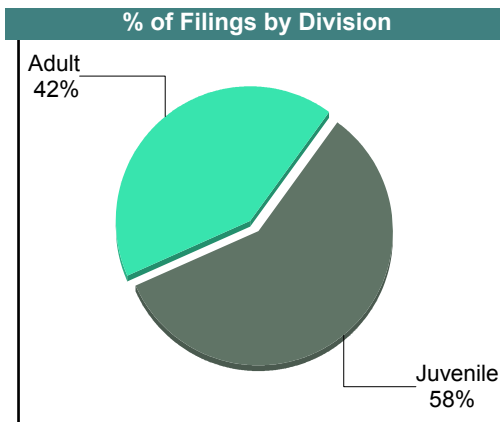


		<u>Filings</u>	<u>Hearings</u>	<u>Transactions</u>	<u>Concluded</u>	<u>Cont</u>
<b>Adult</b>						
Capias	CA	5	17	17	0	17
Felony	CF	4	19	19	4	15
Misdemeanor	CM	35	71	71	17	54
Family Abuse - Prot Order	FP	7	17	17	6	11
Motion - Prot Order	MP	2	2	2	2	-
Show Cause	SC	9	40	40	16	24
Civil Support	VS	21	36	36	26	10
<b>Adult Total</b>		<b>83</b>	<b>202</b>	<b>202</b>	<b>71</b>	<b>131</b>
<b>Juvenile</b>						
Abuse or Neglect	AN	0	3	3	3	-
Capias	CA	0	2	2	0	2
Custody Visitation	CV	45	81	81	54	27
Felony	DF	10	37	37	7	30
Misdemeanor	DM	10	87	87	16	71
Foster Care Review	FC	2	2	2	2	-
Permanency	PH	1	1	1	1	-
Show Cause	SC	1	11	11	1	10
Status	ST	1	4	4	2	2
Traffic	T	8	13	14	11	3
Truancy	TR	0	3	3	0	3
<b>Juvenile Total</b>		<b>78</b>	<b>244</b>	<b>245</b>	<b>97</b>	<b>148</b>
<b>Colonial Heights Totals</b>		<b>161</b>	<b>446</b>	<b>447</b>	<b>168</b>	<b>279</b>



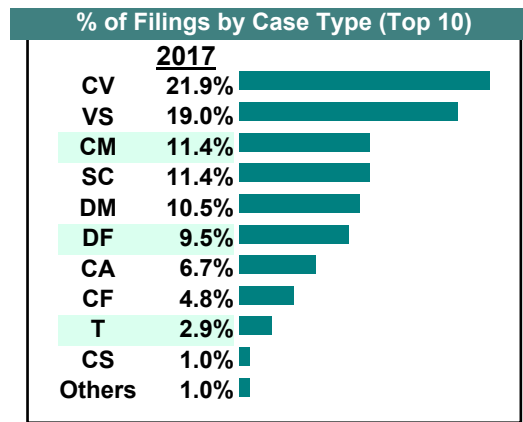
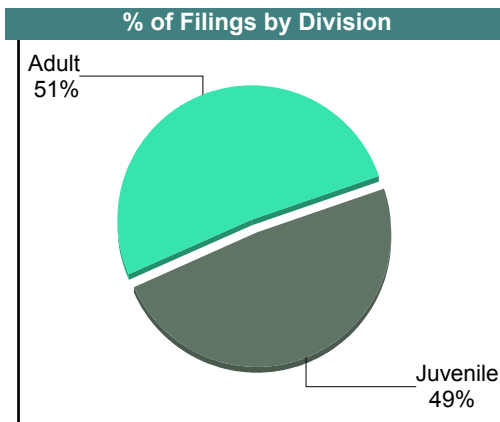
		<u>Filings</u>	<u>Hearings</u>	<u>Transactions</u>	<u>Concluded</u>	<u>Cont</u>
<b>Adult</b>						
Capias	CA	3	11	11	5	6
Felony	CF	5	14	14	7	7
Misdemeanor	CM	15	40	40	14	26
Family Abuse - Prot Order	FP	2	3	3	1	2
Remand Support	RS	1	1	1	1	-
Show Cause	SC	15	44	44	16	28
Civil Support	VS	13	23	23	12	11
<b>Adult Total</b>		<b>54</b>	<b>136</b>	<b>136</b>	<b>56</b>	<b>80</b>
<b>Juvenile</b>						
Abuse or Neglect	AN	0	3	3	0	3
Capias	CA	1	1	1	0	1
Child in Need of Services	CS	0	1	1	1	-
Custody Visitation	CV	37	52	52	21	31
Felony	DF	6	28	28	2	26
Misdemeanor	DM	17	65	65	12	53
Show Cause	SC	6	10	10	1	9
Status	ST	4	5	5	1	4
Traffic	T	4	6	6	2	4
Truancy	TR	1	4	4	1	3
<b>Juvenile Total</b>		<b>76</b>	<b>175</b>	<b>175</b>	<b>41</b>	<b>134</b>
<b>Colonial Heights Totals</b>		<b>130</b>	<b>311</b>	<b>311</b>	<b>97</b>	<b>214</b>

Calendared Filings				
	M	W	R	F
Week 1				
Week 2				
Week 3				
Week 4				



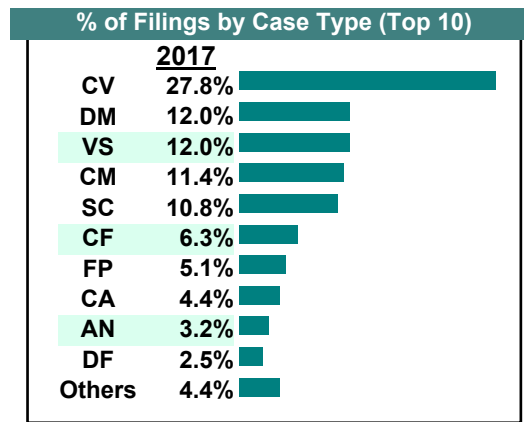
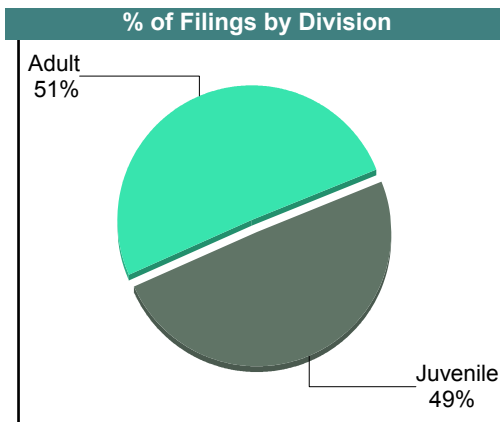
		Filings	Hearings	Transactions	Concluded	Cont
<b>Adult</b>						
Capias	CA	7	14	14	4	10
Felony	CF	5	26	26	6	20
Misdemeanor	CM	12	46	46	18	28
Family Abuse - Prot Order	FP	0	7	7	3	4
Motion - Prot Order	MP	0	1	1	1	-
Show Cause	SC	10	39	39	15	24
Civil Support	VS	20	33	33	23	10
<b>Adult Total</b>		<b>54</b>	<b>166</b>	<b>166</b>	<b>70</b>	<b>96</b>
<b>Juvenile</b>						
Abuse or Neglect	AN	0	3	3	3	-
Capias	CA	0	2	2	0	2
Child in Need of Services	CS	1	1	1	0	1
Custody Visitation	CV	23	71	71	41	30
Felony	DF	10	25	25	4	21
Misdemeanor	DM	11	56	56	4	52
Initial Foster Care	IF	1	1	1	1	-
Show Cause	SC	2	5	5	0	5
Traffic	T	3	5	5	2	3
Truancy	TR	0	2	2	0	2
<b>Juvenile Total</b>		<b>51</b>	<b>171</b>	<b>171</b>	<b>55</b>	<b>116</b>
<b>Colonial Heights Totals</b>		<b>105</b>	<b>337</b>	<b>337</b>	<b>125</b>	<b>212</b>

Calendared Filings					
	M	T	W	R	F
Week 1	█			█	█
Week 2				█	█
Week 3				█	█
Week 4	█			█	█

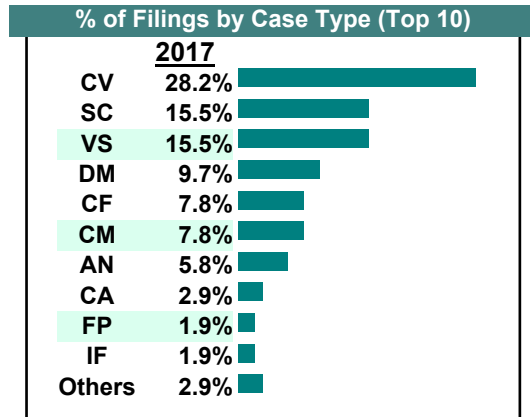
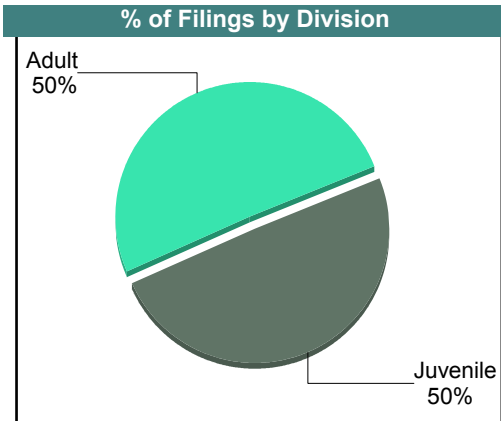
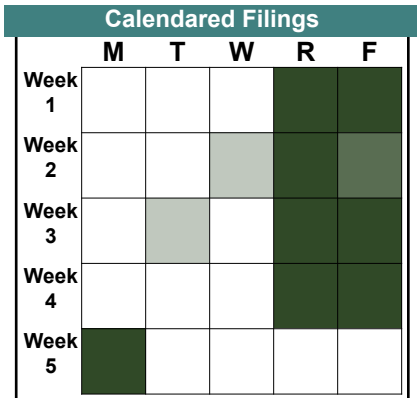


		<u>Filings</u>	<u>Hearings</u>	<u>Transactions</u>	<u>Concluded</u>	<u>Cont</u>
<b>Adult</b>						
Non-Family Abuse Prot Order	AP	1	2	2	1	1
Capias	CA	7	13	13	5	8
Felony	CF	10	37	37	15	22
Misdemeanor	CM	18	42	42	11	31
Family Abuse - Prot Order	FP	8	12	12	3	9
Motion - Prot Order	MP	2	3	3	2	1
Show Cause	SC	15	58	58	19	39
Civil Support	VS	19	32	32	18	14
<b>Adult Total</b>		<b>80</b>	<b>199</b>	<b>199</b>	<b>74</b>	<b>125</b>
<b>Juvenile</b>						
Abuse or Neglect	AN	5	7	7	1	6
Capias	CA	0	3	3	1	2
Custody Visitation	CV	44	76	76	36	40
Felony	DF	4	22	22	7	15
Misdemeanor	DM	19	62	62	13	49
Show Cause	SC	2	2	2	0	2
Status	ST	0	1	1	1	-
Traffic	T	2	4	4	3	1
Truancy	TR	2	4	4	0	4
<b>Juvenile Total</b>		<b>78</b>	<b>181</b>	<b>181</b>	<b>62</b>	<b>119</b>
<b>Colonial Heights Totals</b>		<b>158</b>	<b>380</b>	<b>380</b>	<b>136</b>	<b>244</b>

Calendared Filings					
	M	T	W	R	F
Week 1					
Week 2					
Week 3					
Week 4					
Week 5					

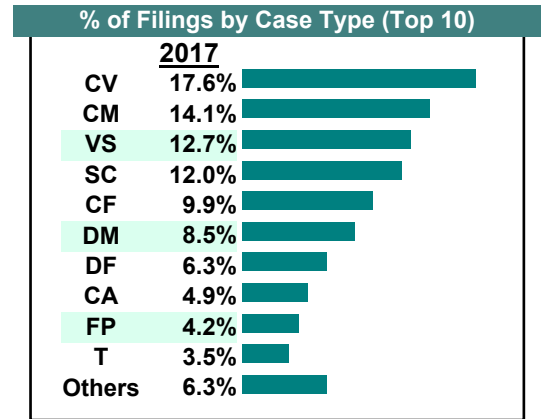
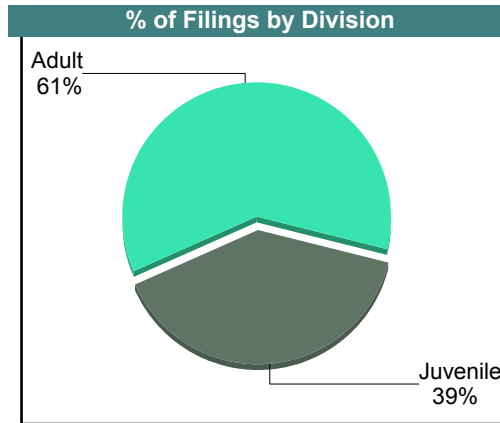



		Filings	Hearings	Transactions	Concluded	Cont
<b>Adult</b>						
Capias	CA	1	9	9	2	7
Felony	CF	8	28	28	5	23
Misdemeanor	CM	8	35	35	21	14
Family Abuse - Prot Order	FP	2	8	8	5	3
Motion - Prot Order	MP	0	1	1	0	1
Other	OT	0	1	1	1	-
Remand Support	RS	1	1	1	1	-
Show Cause	SC	16	47	47	16	31
Civil Support	VS	16	31	31	16	15
<b>Adult Total</b>		<b>52</b>	<b>161</b>	<b>161</b>	<b>67</b>	<b>94</b>
<b>Juvenile</b>						
Abuse or Neglect	AN	6	8	8	6	2
Capias	CA	2	5	5	1	4
Custody Visitation	CV	29	54	54	26	28
Felony	DF	1	21	21	6	15
Misdemeanor	DM	10	49	49	13	36
Initial Foster Care	IF	2	2	2	2	-
Show Cause	SC	0	1	1	1	-
Traffic	T	1	2	2	2	-
Truancy	TR	0	1	1	0	1
<b>Juvenile Total</b>		<b>51</b>	<b>143</b>	<b>143</b>	<b>57</b>	<b>86</b>
<b>Colonial Heights Totals</b>		<b>103</b>	<b>304</b>	<b>304</b>	<b>124</b>	<b>180</b>



January 2017

		<u>Filings</u>	<u>Hearings</u>	<u>Transactions</u>	<u>Concluded</u>	<u>Cont</u>
<b>Adult</b>						
Capias	CA	6	10	10	2	8
Felony	CF	14	27	27	6	21
Misdemeanor	CM	20	42	42	11	31
Family Abuse - Prot Order	FP	6	11	11	4	7
Motion - Prot Order	MP	4	5	5	4	1
Other	OT	1	1	1	0	1
Show Cause	SC	16	55	55	17	38
SL/Other	SL	1	1	1	1	-
Civil Support	VS	18	33	33	18	15
<b>Adult Total</b>		<b>86</b>	<b>185</b>	<b>185</b>	<b>63</b>	<b>122</b>
<b>Juvenile</b>						
Abuse or Neglect	AN	0	2	2	0	2
Capias	CA	1	4	4	1	3
Child in Need of Services	CS	0	2	2	2	-
Custody Visitation	CV	25	88	88	44	44
Felony	DF	9	29	29	3	26
Misdemeanor	DM	12	76	76	18	58
Show Cause	SC	1	3	3	1	2
Status	ST	1	1	1	0	1
Traffic	T	5	6	7	3	4
Truancy	TR	2	4	4	2	2
<b>Juvenile Total</b>		<b>56</b>	<b>215</b>	<b>216</b>	<b>74</b>	<b>142</b>
<b>Colonial Heights Totals</b>		<b>142</b>	<b>400</b>	<b>401</b>	<b>137</b>	<b>264</b>



Filings by Court & Division

	<u>Chesterfield</u>		<u>Colonial Heights</u>		<u>Total</u>
<b>A</b> Civil Support	3,047	93%	217	7%	3,264
Show Cause	2,283	94%	136	6%	2,419
Adult Misdemeanor	1,579	90%	185	10%	1,764
Adult Felony	588	86%	98	14%	686
Family Abuse - Prot Ord	536	92%	45	8%	581
Capias	520	90%	59	10%	579
Motion - Prot Order	76	88%	10	12%	86
Remand Support	32	91%	3	9%	35
Violation of PO	30	100%	-	0%	30
Non-Family Abuse Prot	26	96%	1	4%	27
SL/Other	11	92%	1	8%	12
Bond Forfeiture	4	100%	-	0%	4
Other	2	50%	2	50%	4
Restricted O/L	1	100%	-	0%	1
Violation Fam Abuse PC	1	100%	-	0%	1
<b>Total</b>	<b>8,736</b>	<b>92%</b>	<b>757</b>	<b>8%</b>	<b>9,493</b>
<b>J</b> Custody Visitation	6,847	94%	472	6%	7,319
Delinquency	1,949	90%	225	10%	2,174
Traffic	650	93%	48	7%	698
Status Offense/Other	221	94%	13	6%	234
Show Cause	74	84%	14	16%	88
Abuse or Neglect	65	82%	14	18%	79
Foster Care Review	67	88%	9	12%	76
Permanency	72	99%	1	1%	73
Initial Foster Care	40	83%	8	17%	48
Remand Custody	39	95%	2	5%	41
Remand Visitation	32	94%	2	6%	34
Capias	26	81%	6	19%	32
Child in Need of Service	25	93%	2	7%	27
Truancy	20	80%	5	20%	25
Paternity	23	100%	-	0%	23
Custody Relief	22	100%	-	0%	22
Term Parental Rights	22	100%	-	0%	22
Non-Family Abuse Prot	10	100%	-	0%	10
Voluntary Continuing Su	5	100%	-	0%	5
Family Abuse - Prot Ord	4	100%	-	0%	4
Motion - Prot Order	3	100%	-	0%	3
Child at Risk	1	100%	-	0%	1
Emancipation	1	100%	-	0%	1
Juv Support	-	0%	-	0%	0
<b>Total</b>	<b>10,218</b>	<b>93%</b>	<b>821</b>	<b>7%</b>	<b>11,039</b>
<b>Total</b>	<b>18,954</b>	<b>92%</b>	<b>1,578</b>	<b>8%</b>	<b>20,532</b>



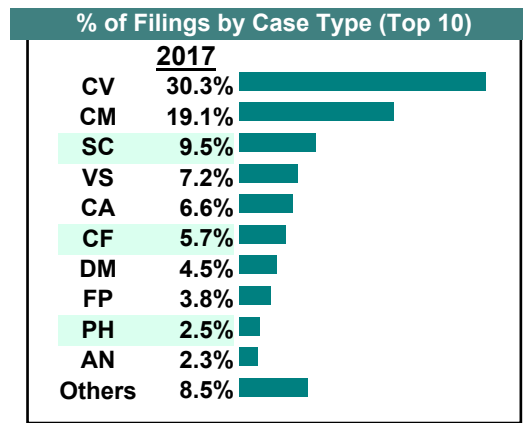
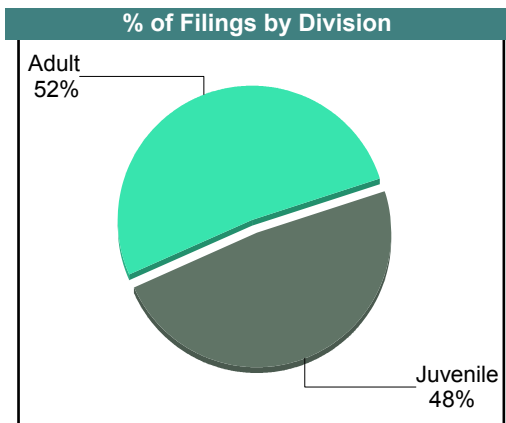

**CASELOAD STATISTICS OF THE JUVENILE & DOMESTIC RELATIONS COURTS**

December 2017

**Richmond**

District: 13

		<u>Filings</u>	<u>Hearings</u>	<u>Transactions</u>	<u>Concluded</u>	<u>Cont</u>
<b>Adult</b>						
Non-Family Abuse Prot Order	AP	1	1	1	1	-
Capias	CA	65	213	213	104	107
Felony	CF	57	166	166	59	105
Misdemeanor	CM	189	441	441	164	274
Family Abuse - Prot Order	FP	38	91	91	48	42
Motion - Prot Order	MP	1	2	2	1	1
Show Cause	SC	90	374	374	178	191
SL/Other	SL	1	1	1	1	-
Civil Support	VS	71	158	158	104	52
<b>Adult Total</b>		<b>513</b>	<b>1,447</b>	<b>1,447</b>	<b>660</b>	<b>772</b>
<b>Juvenile</b>						
Abuse or Neglect	AN	23	69	69	16	49
Custody Relief	CR	1	1	1	1	-
Child in Need of Services	CS	2	11	11	3	8
Custody Visitation	CV	301	529	529	315	202
Felony	DF	21	161	161	30	130
Misdemeanor	DM	45	260	260	60	197
Foster Care Review	FC	8	8	8	8	-
Initial Foster Care	IF	11	11	11	7	-
Permanency	PH	25	26	26	26	-
Petition	PT	20	56	56	26	30
Show Cause	SC	4	20	20	12	8
Status	ST	2	16	16	7	9
Traffic	T	12	30	30	21	9
Term Parental Rights	TP	0	12	12	12	-
Truancy	TR	1	4	4	0	4
Voluntary Continuing Services Agreement	VA	3	3	3	3	-
<b>Juvenile Total</b>		<b>479</b>	<b>1,217</b>	<b>1,217</b>	<b>547</b>	<b>646</b>
<b>Richmond Totals</b>		<b>992</b>	<b>2,664</b>	<b>2,664</b>	<b>1,207</b>	<b>1,418</b>



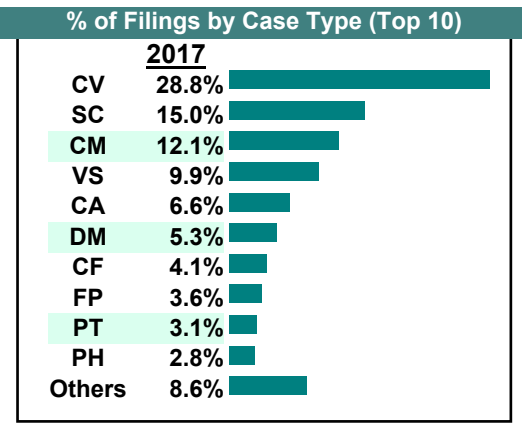
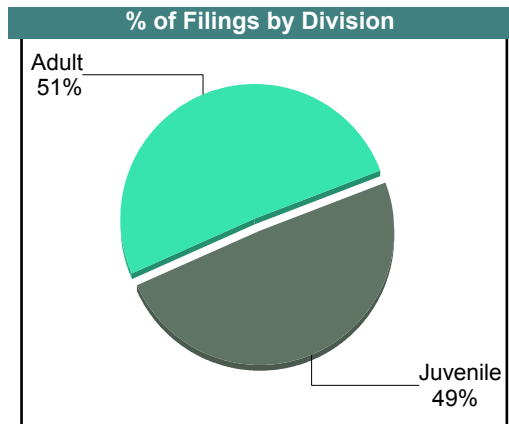
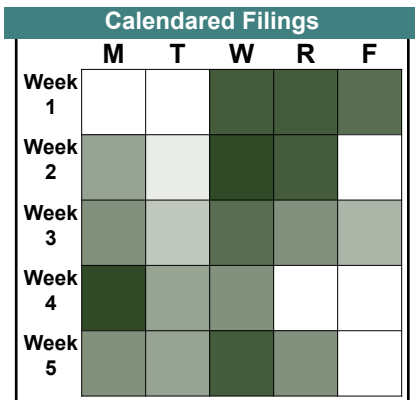
# CASELOAD STATISTICS OF THE JUVENILE & DOMESTIC RELATIONS COURTS

November 2017

Richmond

District: 13

		<u>Filings</u>	<u>Hearings</u>	<u>Transactions</u>	<u>Concluded</u>	<u>Cont</u>
<b><u>Adult</u></b>						
Non-Family Abuse Prot Order	AP	0	3	3	2	1
Capias	CA	80	228	228	100	128
Felony	CF	50	152	152	52	100
Misdemeanor	CM	146	452	452	195	255
Family Abuse - Prot Order	FP	44	96	96	38	57
Motion - Prot Order	MP	4	6	6	5	1
Show Cause	SC	167	458	458	161	294
SL/Other	SL	3	3	3	3	-
Civil Support	VS	119	221	221	119	102
<b>Adult Total</b>		<b>613</b>	<b>1,619</b>	<b>1,619</b>	<b>675</b>	<b>938</b>
<b><u>Juvenile</u></b>						
Abuse or Neglect	AN	10	51	51	15	36
Capias	CA	0	1	1	1	-
Custody Relief	CR	2	3	3	1	2
Child in Need of Services	CS	5	17	17	4	13
Custody Visitation	CV	348	598	598	363	235
Felony	DF	18	186	186	43	142
Misdemeanor	DM	64	302	302	62	240
Entrustment	ET	1	1	1	1	-
Foster Care Review	FC	17	17	17	14	3
Initial Foster Care	IF	13	15	15	12	3
Permanency	PH	34	37	37	37	-
Petition	PT	37	69	69	28	41
Show Cause	SC	14	39	39	14	25
Status	ST	4	23	23	11	12
Traffic	T	16	21	21	6	15
Term Parental Rights	TP	4	4	4	4	-
Truancy	TR	3	10	10	3	7
Voluntary Continuing Services Agreement	VA	4	5	5	5	-
<b>Juvenile Total</b>		<b>594</b>	<b>1,399</b>	<b>1,399</b>	<b>624</b>	<b>774</b>
<b>Richmond Totals</b>		<b>1,207</b>	<b>3,018</b>	<b>3,018</b>	<b>1,299</b>	<b>1,712</b>



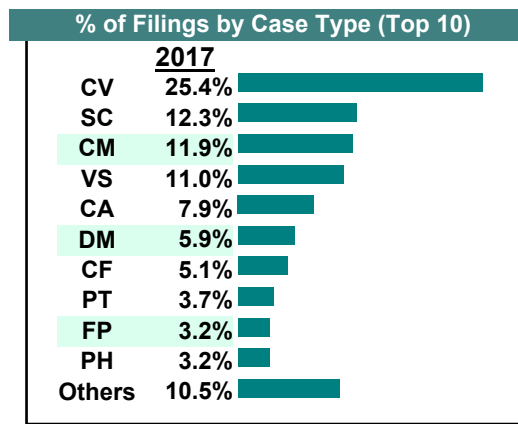
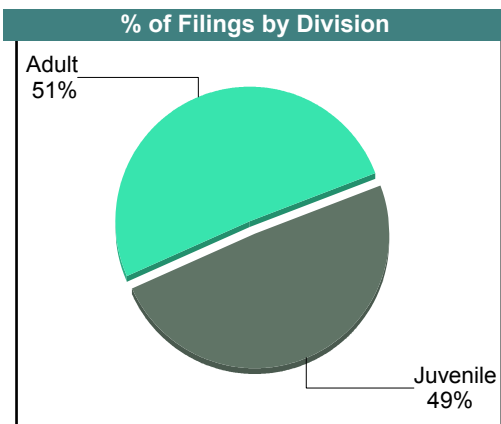
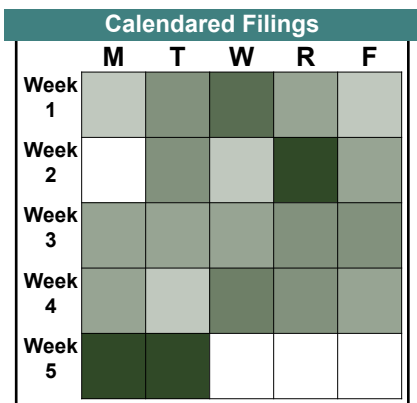
**CASELOAD STATISTICS OF THE JUVENILE & DOMESTIC RELATIONS COURTS**

October 2017

**Richmond**

District: 13

		<u>Filings</u>	<u>Hearings</u>	<u>Transactions</u>	<u>Concluded</u>	<u>Cont</u>
<b><u>Adult</u></b>						
Non-Family Abuse Prot Order	AP	5	7	7	2	5
Capias	CA	93	327	327	157	170
Felony	CF	60	189	189	70	119
Misdemeanor	CM	140	486	486	220	266
Family Abuse - Prot Order	FP	38	91	91	47	44
Motion - Prot Order	MP	2	3	3	2	1
Violation of PO	PV	1	1	1	1	-
Show Cause	SC	129	483	483	189	293
SL/Other	SL	2	2	2	2	-
Civil Support	VS	129	214	214	135	78
<b>Adult Total</b>		<b>599</b>	<b>1,803</b>	<b>1,803</b>	<b>825</b>	<b>976</b>
<b><u>Juvenile</u></b>						
Abuse or Neglect	AN	30	85	85	18	67
Non-Family Abuse Prot Order	AP	1	2	2	1	1
Capias	CA	0	2	2	0	2
Custody Relief	CR	1	1	1	1	-
Child in Need of Services	CS	5	18	18	5	13
Custody Visitation	CV	299	489	489	295	191
Felony	DF	28	220	220	37	183
Misdemeanor	DM	69	271	271	43	228
Foster Care Review	FC	16	17	17	17	-
Initial Foster Care	IF	8	8	8	8	-
Permanency	PH	38	46	46	42	4
Petition	PT	43	73	73	37	36
Show Cause	SC	16	38	38	15	23
Status	ST	9	26	26	5	21
Traffic	T	10	28	28	14	14
Term Parental Rights	TP	3	16	16	15	1
Truancy	TR	0	8	8	2	6
Voluntary Continuing Services Agreement	VA	3	5	5	4	1
<b>Juvenile Total</b>		<b>579</b>	<b>1,353</b>	<b>1,353</b>	<b>559</b>	<b>791</b>
<b>Richmond Totals</b>		<b>1,178</b>	<b>3,156</b>	<b>3,156</b>	<b>1,384</b>	<b>1,767</b>



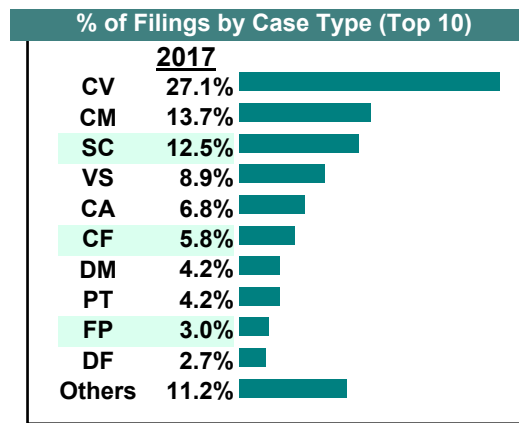
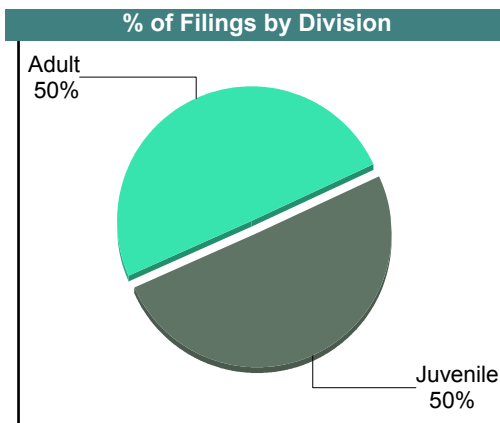

**CASELOAD STATISTICS OF THE JUVENILE & DOMESTIC RELATIONS COURTS**

September 2017

**Richmond**

District: 13

		<u>Filings</u>	<u>Hearings</u>	<u>Transactions</u>	<u>Concluded</u>	<u>Cont</u>
<b><u>Adult</u></b>						
Capias	CA	86	267	267	112	155
Felony	CF	74	192	192	47	145
Misdemeanor	CM	176	551	551	202	349
Family Abuse - Prot Order	FP	39	90	90	43	47
Motion - Prot Order	MP	5	5	5	3	2
Violation of PO	PV	1	1	1	1	-
Show Cause	SC	143	462	462	160	302
SL/Other	SL	2	3	3	3	-
Civil Support	VS	114	209	209	107	102
<b>Adult Total</b>		<b>640</b>	<b>1,780</b>	<b>1,780</b>	<b>678</b>	<b>1,102</b>
<b><u>Juvenile</u></b>						
Abuse or Neglect	AN	17	44	44	11	33
Capias	CA	1	2	2	1	1
Custody Relief	CR	0	3	3	1	2
Child in Need of Services	CS	5	15	15	5	10
Custody Visitation	CV	348	642	642	338	304
Felony	DF	35	196	196	31	165
Misdemeanor	DM	54	223	223	60	163
Foster Care Review	FC	31	31	31	31	-
Initial Foster Care	IF	9	11	11	11	-
Permanency	PH	34	36	36	31	5
Petition	PT	54	90	90	27	63
Show Cause	SC	17	36	36	11	25
Status	ST	6	22	22	6	16
Traffic	T	16	34	35	20	15
Term Parental Rights	TP	12	18	18	6	12
Truancy	TR	2	6	6	3	3
Voluntary Continuing Services Agreement	VA	4	4	4	4	-
<b>Juvenile Total</b>		<b>645</b>	<b>1,413</b>	<b>1,414</b>	<b>597</b>	<b>817</b>
<b>Richmond Totals</b>		<b>1,285</b>	<b>3,193</b>	<b>3,194</b>	<b>1,275</b>	<b>1,919</b>



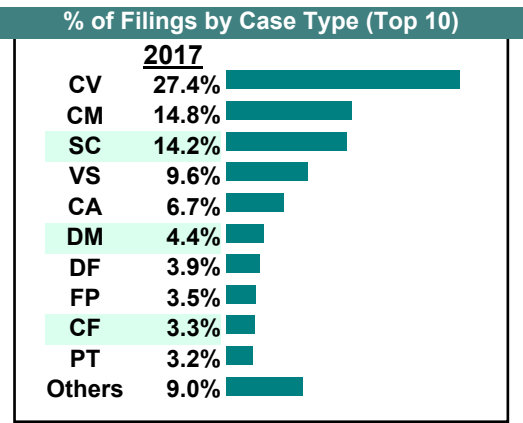
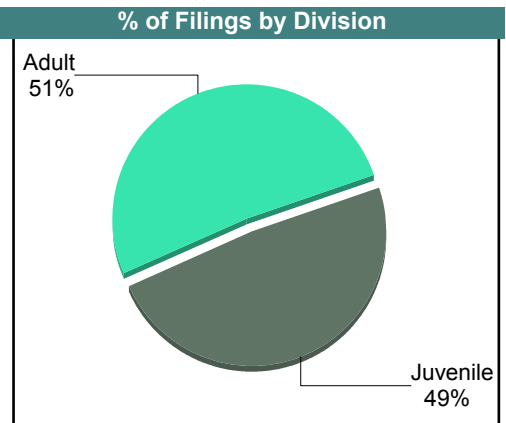
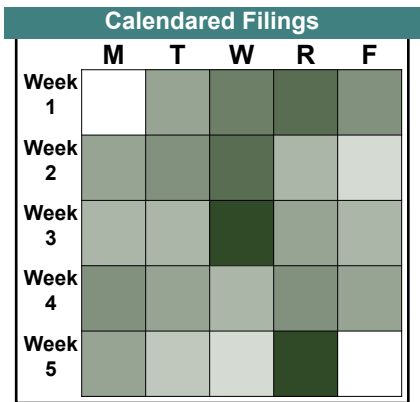
**CASELOAD STATISTICS OF THE JUVENILE & DOMESTIC RELATIONS COURTS**

**August 2017**

**Richmond**

District: 13

		<u>Filings</u>	<u>Hearings</u>	<u>Transactions</u>	<u>Concluded</u>	<u>Cont</u>
<b><u>Adult</u></b>						
Non-Family Abuse Prot Order	AP	2	3	3	2	1
Capias	CA	86	292	292	138	154
Felony	CF	43	156	156	51	105
Misdemeanor	CM	192	565	565	197	368
Family Abuse - Prot Order	FP	45	105	105	43	62
Violation of PO	PV	1	1	1	1	-
Remand Support	RS	1	1	1	1	-
Show Cause	SC	171	533	533	186	344
SL/Other	SL	2	5	5	4	1
Civil Support	VS	125	227	227	117	109
<b>Adult Total</b>		<b>668</b>	<b>1,888</b>	<b>1,888</b>	<b>740</b>	<b>1,144</b>
<b><u>Juvenile</u></b>						
Abuse or Neglect	AN	7	42	42	14	28
Non-Family Abuse Prot Order	AP	2	2	2	2	-
Capias	CA	1	2	2	2	-
Custody Relief	CR	1	1	1	0	1
Child in Need of Services	CS	1	13	13	3	10
Custody Visitation	CV	356	669	669	349	318
Felony	DF	51	241	241	49	192
Misdemeanor	DM	57	251	251	70	181
Foster Care Review	FC	23	25	25	22	3
Initial Foster Care	IF	12	13	13	9	4
Juv Support	JS	0	1	1	0	1
Permanency	PH	33	33	33	32	1
Petition	PT	41	73	73	33	40
Remand Custody	RC	2	2	2	2	-
RR	RR	1	1	1	0	1
Remand Visitation	RV	2	2	2	2	-
Show Cause	SC	13	30	30	13	17
Status	ST	10	30	30	9	21
Traffic	T	10	31	31	14	17
Term Parental Rights	TP	4	5	5	1	4
Truancy	TR	0	5	5	2	3
Voluntary Continuing Services Agreement	VA	3	3	3	3	-
<b>Juvenile Total</b>		<b>630</b>	<b>1,475</b>	<b>1,475</b>	<b>631</b>	<b>842</b>
<b>Richmond Totals</b>		<b>1,298</b>	<b>3,363</b>	<b>3,363</b>	<b>1,371</b>	<b>1,986</b>



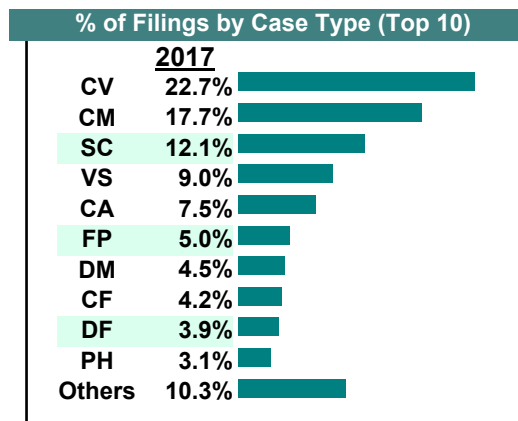
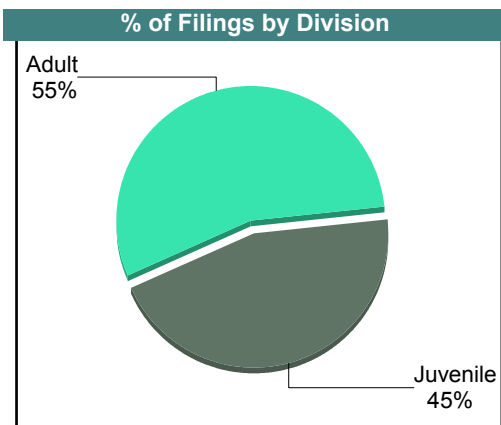

**CASELOAD STATISTICS OF THE JUVENILE & DOMESTIC RELATIONS COURTS**

July 2017

**Richmond**

District: 13

		<u>Filings</u>	<u>Hearings</u>	<u>Transactions</u>	<u>Concluded</u>	<u>Cont</u>
<b>Adult</b>						
Non-Family Abuse Prot Order	AP	1	1	1	1	-
Capias	CA	95	345	345	165	180
Felony	CF	53	171	171	65	106
Misdemeanor	CM	225	522	522	181	341
Family Abuse - Prot Order	FP	62	122	122	61	61
Motion - Prot Order	MP	1	1	1	1	-
Show Cause	SC	145	468	468	189	279
SL/Other	SL	3	4	4	1	3
Civil Support	VS	115	224	224	122	101
<b>Adult Total</b>		<b>700</b>	<b>1,858</b>	<b>1,858</b>	<b>786</b>	<b>1,071</b>
<b>Juvenile</b>						
Abuse or Neglect	AN	25	51	51	9	42
Non-Family Abuse Prot Order	AP	3	3	3	3	-
Child in Need of Services	CS	6	20	20	5	15
Custody Visitation	CV	289	504	504	297	205
Felony	DF	49	210	210	34	176
Misdemeanor	DM	57	257	257	50	207
Foster Care Review	FC	20	21	21	20	1
Family Abuse - Prot Order	FP	1	1	1	1	-
Initial Foster Care	IF	3	3	3	3	-
Permanency	PH	40	44	44	37	7
Petition	PT	21	68	68	34	34
Show Cause	SC	9	17	17	5	12
Status	ST	8	20	20	6	14
Traffic	T	14	24	24	8	16
Term Parental Rights	TP	19	27	27	20	7
Truancy	TR	3	9	9	3	6
Voluntary Continuing Services Agreement	VA	4	4	4	4	-
<b>Juvenile Total</b>		<b>571</b>	<b>1,283</b>	<b>1,283</b>	<b>539</b>	<b>742</b>
<b>Richmond Totals</b>		<b>1,271</b>	<b>3,141</b>	<b>3,141</b>	<b>1,325</b>	<b>1,813</b>



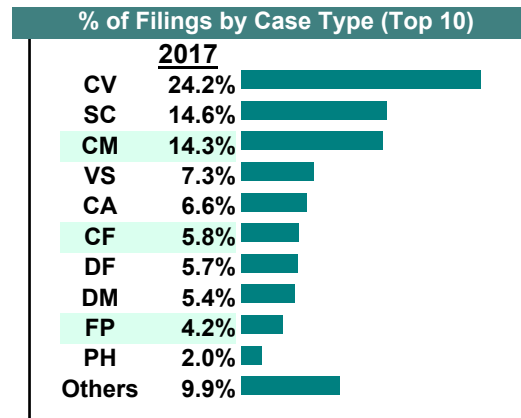
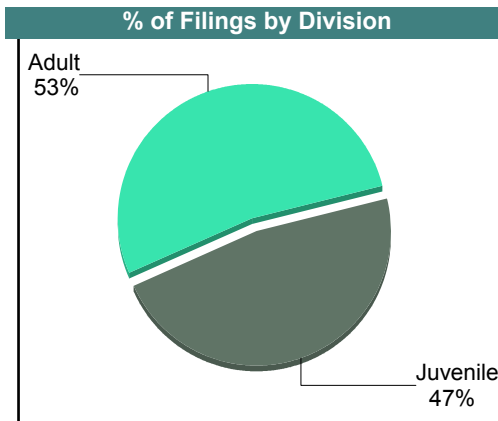
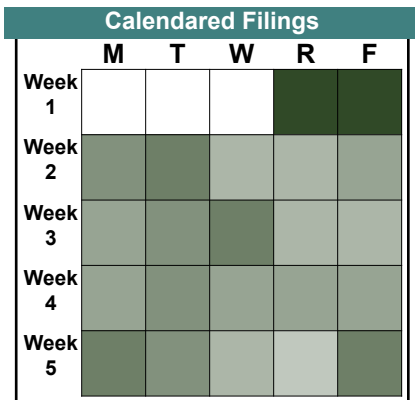
# CASELOAD STATISTICS OF THE JUVENILE & DOMESTIC RELATIONS COURTS

June 2017

Richmond

District: 13

		Filings	Hearings	Transactions	Concluded	Cont
<b>Adult</b>						
Capias	CA	86	340	340	108	232
Felony	CF	77	210	210	70	140
Misdemeanor	CM	189	573	573	202	371
Family Abuse - Prot Order	FP	56	105	105	49	56
Motion - Prot Order	MP	3	3	3	3	-
Other	OT	1	1	1	1	-
Violation of PO	PV	3	3	3	3	-
Restricted O/L	RL	2	5	5	3	2
Show Cause	SC	181	541	541	171	369
SL/Other	SL	3	3	3	2	1
Civil Support	VS	97	196	196	110	86
<b>Adult Total</b>		<b>698</b>	<b>1,980</b>	<b>1,980</b>	<b>722</b>	<b>1,257</b>
<b>Juvenile</b>						
Abuse or Neglect	AN	15	53	53	18	35
Capias	CA	1	1	1	0	1
Custody Relief	CR	1	2	2	1	1
Child in Need of Services	CS	7	19	19	6	13
Custody Visitation	CV	320	582	582	345	237
Felony	DF	75	313	313	78	235
Misdemeanor	DM	72	278	278	63	215
Foster Care Review	FC	17	17	17	16	1
Family Abuse - Prot Order	FP	0	1	1	1	-
Initial Foster Care	IF	15	17	17	17	-
Juv Support	JS	0	1	1	1	-
Permanency	PH	27	29	29	28	1
Petition	PT	24	65	65	29	36
Show Cause	SC	13	33	33	16	17
Status	ST	9	29	29	14	15
Traffic	T	8	26	26	14	12
Term Parental Rights	TP	17	26	26	18	8
Truancy	TR	4	11	11	1	10
Voluntary Continuing Services Agreement	VA	2	3	3	2	1
<b>Juvenile Total</b>		<b>627</b>	<b>1,506</b>	<b>1,506</b>	<b>668</b>	<b>838</b>
<b>Richmond Totals</b>		<b>1,325</b>	<b>3,486</b>	<b>3,486</b>	<b>1,390</b>	<b>2,095</b>



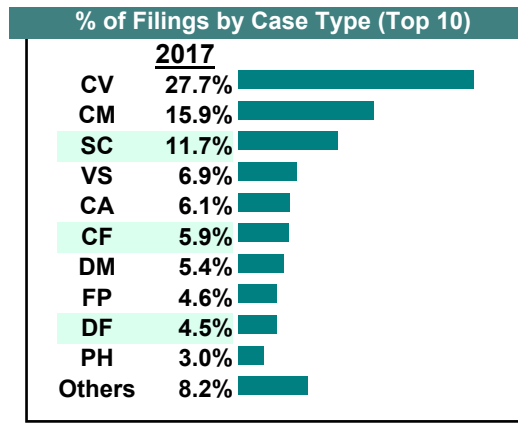
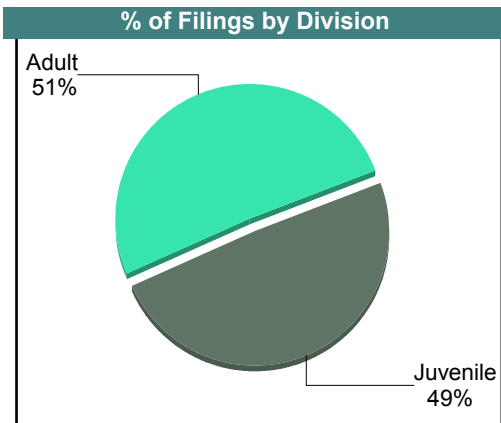

**CASELOAD STATISTICS OF THE JUVENILE & DOMESTIC RELATIONS COURTS**

May 2017

**Richmond**

District: 13

		<u>Filings</u>	<u>Hearings</u>	<u>Transactions</u>	<u>Concluded</u>	<u>Cont</u>
<b><u>Adult</u></b>						
Capias	CA	89	304	304	127	177
Felony	CF	86	237	237	74	163
Misdemeanor	CM	232	628	628	227	401
Family Abuse - Prot Order	FP	66	125	125	56	69
Motion - Prot Order	MP	4	4	4	4	-
Violation of PO	PV	2	2	2	2	-
Restricted O/L	RL	1	1	1	0	1
Show Cause	SC	159	561	561	215	345
SL/Other	SL	1	2	2	1	-
Civil Support	VS	101	213	213	121	90
<b>Adult Total</b>		<b>741</b>	<b>2,077</b>	<b>2,077</b>	<b>827</b>	<b>1,246</b>
<b><u>Juvenile</u></b>						
Abuse or Neglect	AN	10	33	33	9	24
Capias	CA	0	1	1	0	1
Custody Relief	CR	0	1	1	0	1
Child in Need of Services	CS	9	24	24	5	19
Custody Visitation	CV	404	743	743	409	329
Felony	DF	66	238	238	23	215
Misdemeanor	DM	79	290	290	61	227
Entrustment	ET	1	1	1	1	-
Foster Care Review	FC	21	26	26	24	1
Family Abuse - Prot Order	FP	1	1	1	0	1
Initial Foster Care	IF	14	14	14	13	1
Juv Support	JS	1	1	1	0	1
Permanency	PH	43	44	44	42	2
Petition	PT	25	78	78	47	31
Show Cause	SC	12	33	33	12	21
Status	ST	6	18	18	3	15
Traffic	T	15	33	33	12	21
Term Parental Rights	TP	7	14	14	11	3
Truancy	TR	0	16	16	6	10
Voluntary Continuing Services Agreement	VA	2	2	2	2	-
<b>Juvenile Total</b>		<b>716</b>	<b>1,611</b>	<b>1,611</b>	<b>680</b>	<b>923</b>
<b>Richmond Totals</b>		<b>1,457</b>	<b>3,688</b>	<b>3,688</b>	<b>1,507</b>	<b>2,169</b>





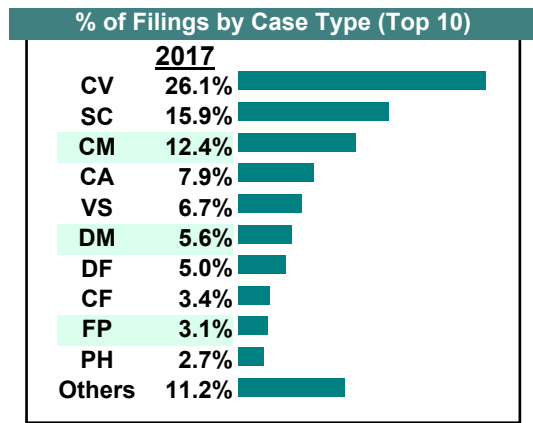
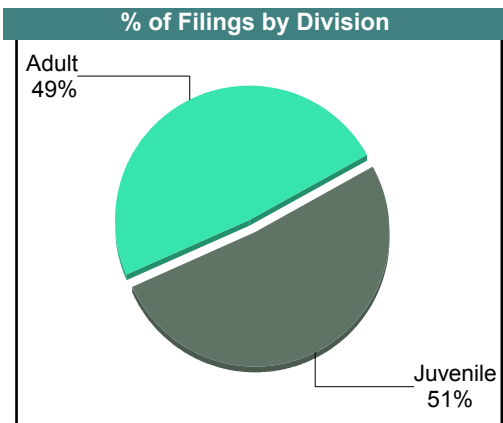
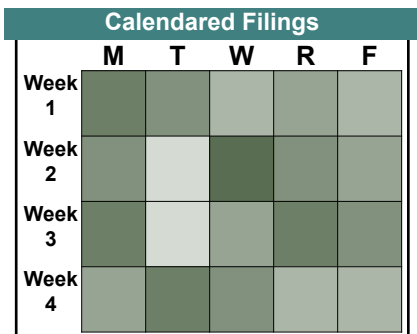
**CASELOAD STATISTICS OF THE JUVENILE & DOMESTIC RELATIONS COURTS**

**Richmond**

District: 13

April 2017

		<u>Filings</u>	<u>Hearings</u>	<u>Transactions</u>	<u>Concluded</u>	<u>Cont</u>
<b><u>Adult</u></b>						
Non-Family Abuse Prot Order	AP	0	3	3	3	-
Capias	CA	90	279	279	106	173
Felony	CF	39	145	145	49	96
Misdemeanor	CM	144	458	458	168	290
Family Abuse - Prot Order	FP	36	80	80	36	44
Motion - Prot Order	MP	1	2	2	2	-
Violation of PO	PV	2	2	2	2	-
Restricted O/L	RL	1	1	1	1	-
Show Cause	SC	172	547	547	188	359
SL/Other	SL	1	1	1	1	-
Civil Support	VS	78	168	168	89	76
<b>Adult Total</b>		<b>564</b>	<b>1,686</b>	<b>1,686</b>	<b>645</b>	<b>1,038</b>
<b><u>Juvenile</u></b>						
Abuse or Neglect	AN	9	41	41	9	32
Capias	CA	2	3	3	0	3
Custody Relief	CR	3	4	4	3	1
Child in Need of Services	CS	9	17	17	5	12
Custody Visitation	CV	302	623	623	368	252
Felony	DF	58	206	206	68	138
Misdemeanor	DM	65	208	208	48	160
Entrustment	ET	1	1	1	1	-
Foster Care Review	FC	21	21	21	20	1
Initial Foster Care	IF	19	19	19	17	2
Permanency	PH	31	35	35	34	1
Petition	PT	28	67	67	27	39
Show Cause	SC	12	29	29	10	19
Status	ST	5	10	10	2	8
Traffic	T	11	23	23	12	11
Term Parental Rights	TP	10	15	15	7	8
Truancy	TR	6	19	19	3	16
Voluntary Continuing Services Agreement	VA	3	3	3	2	1
<b>Juvenile Total</b>		<b>595</b>	<b>1,344</b>	<b>1,344</b>	<b>636</b>	<b>704</b>
<b>Richmond Totals</b>		<b>1,159</b>	<b>3,030</b>	<b>3,030</b>	<b>1,281</b>	<b>1,742</b>



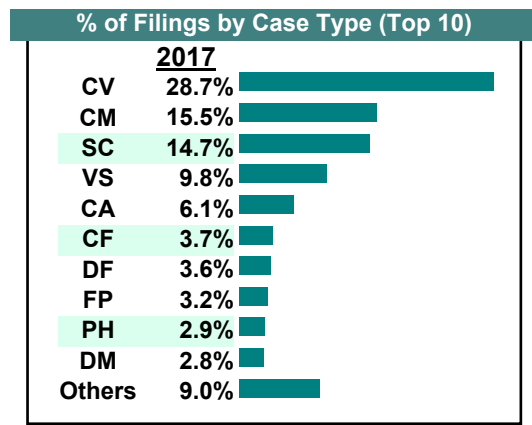
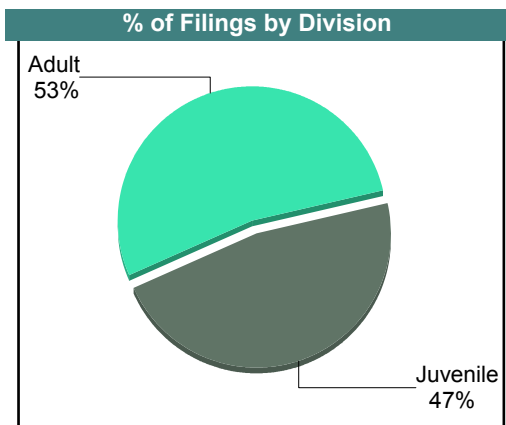

# CASELOAD STATISTICS OF THE JUVENILE & DOMESTIC RELATIONS COURTS

March 2017

Richmond

District: 13

		<u>Filings</u>	<u>Hearings</u>	<u>Transactions</u>	<u>Concluded</u>	<u>Cont</u>
<b><u>Adult</u></b>						
Non-Family Abuse Prot Order	AP	3	4	4	0	4
Capias	CA	93	331	331	99	232
Felony	CF	57	169	169	51	118
Misdemeanor	CM	236	628	628	227	401
Family Abuse - Prot Order	FP	49	94	94	43	51
Motion - Prot Order	MP	1	1	1	1	-
Violation of PO	PV	1	1	1	1	-
Restricted O/L	RL	2	2	2	2	-
Show Cause	SC	215	621	621	235	386
SL/Other	SL	4	4	4	4	-
Civil Support	VS	150	260	260	126	133
<b>Adult Total</b>		<b>811</b>	<b>2,115</b>	<b>2,115</b>	<b>789</b>	<b>1,325</b>
<b><u>Juvenile</u></b>						
Abuse or Neglect	AN	11	53	53	18	35
Custody Relief	CR	2	2	2	1	1
Child in Need of Services	CS	13	25	25	11	14
Custody Visitation	CV	437	810	810	515	294
Felony	DF	55	191	191	28	163
Misdemeanor	DM	42	242	242	56	186
Foster Care Review	FC	17	18	18	15	3
Initial Foster Care	IF	12	15	15	15	-
Permanency	PH	44	54	54	48	6
Petition	PT	40	70	70	27	43
Show Cause	SC	9	23	23	11	12
Status	ST	2	15	15	7	8
Traffic	T	9	22	22	8	14
Term Parental Rights	TP	6	37	37	30	7
Truancy	TR	15	25	25	6	19
<b>Juvenile Total</b>		<b>714</b>	<b>1,602</b>	<b>1,602</b>	<b>796</b>	<b>805</b>
<b>Richmond Totals</b>		<b>1,525</b>	<b>3,717</b>	<b>3,717</b>	<b>1,585</b>	<b>2,130</b>



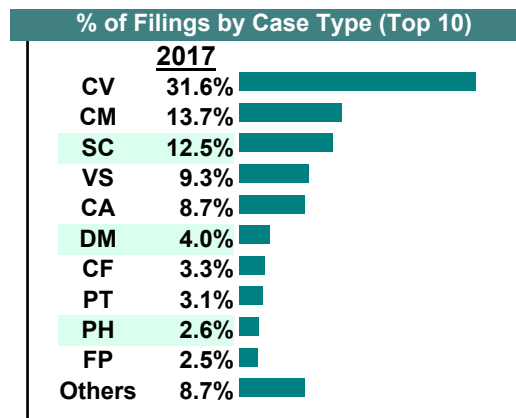
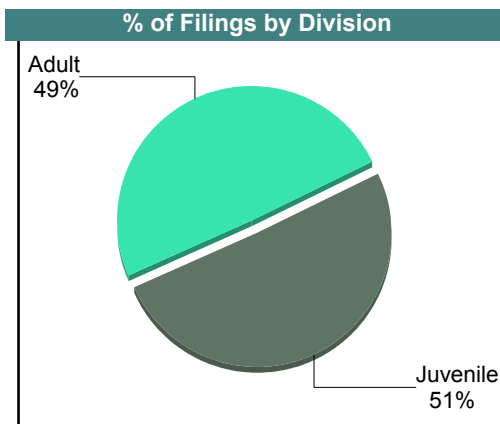

# CASELOAD STATISTICS OF THE JUVENILE & DOMESTIC RELATIONS COURTS

February 2017

Richmond

District: 13

		<u>Filings</u>	<u>Hearings</u>	<u>Transactions</u>	<u>Concluded</u>	<u>Cont</u>
<b>Adult</b>						
Non-Family Abuse Prot Order	AP	0	1	1	1	-
Capias	CA	112	294	294	92	202
Felony	CF	43	150	150	52	98
Misdemeanor	CM	176	559	559	236	323
Family Abuse - Prot Order	FP	32	75	75	35	40
Motion - Prot Order	MP	3	5	5	4	1
Other	OT	2	2	2	2	-
Show Cause	SC	150	474	474	157	317
Civil Support	VS	120	199	199	91	108
<b>Adult Total</b>		<b>638</b>	<b>1,759</b>	<b>1,759</b>	<b>670</b>	<b>1,089</b>
<b>Juvenile</b>						
Abuse or Neglect	AN	17	65	65	19	46
Non-Family Abuse Prot Order	AP	0	1	1	1	-
Custody Relief	CR	3	4	4	4	-
Child in Need of Services	CS	8	14	14	5	9
Custody Visitation	CV	407	644	644	375	269
Felony	DF	23	226	226	74	152
Misdemeanor	DM	52	270	270	81	188
Foster Care Review	FC	12	12	12	12	-
Initial Foster Care	IF	7	7	7	7	-
Juv Support	JS	0	1	1	0	1
Permanency	PH	34	38	38	36	2
Petition	PT	40	71	71	27	44
Show Cause	SC	11	29	29	11	18
Status	ST	4	24	24	4	20
Traffic	T	12	24	24	9	15
Term Parental Rights	TP	12	28	28	12	16
Truancy	TR	5	8	8	3	5
Voluntary Continuing Services Agreement	VA	4	4	4	4	-
<b>Juvenile Total</b>		<b>651</b>	<b>1,470</b>	<b>1,470</b>	<b>684</b>	<b>785</b>
<b>Richmond Totals</b>		<b>1,289</b>	<b>3,229</b>	<b>3,229</b>	<b>1,354</b>	<b>1,874</b>



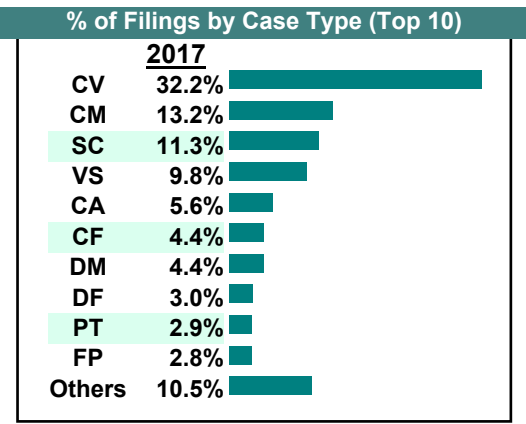
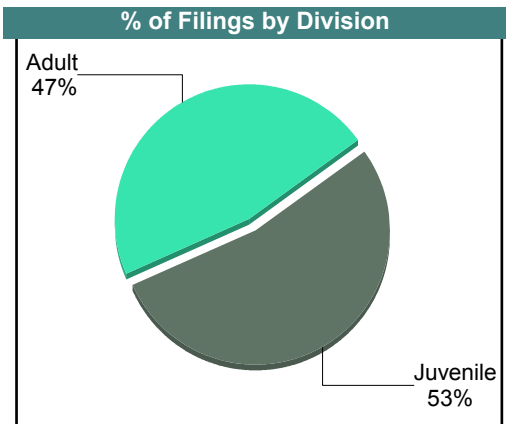

# CASELOAD STATISTICS OF THE JUVENILE & DOMESTIC RELATIONS COURTS

January 2017

Richmond

District: 13

		<u>Filings</u>	<u>Hearings</u>	<u>Transactions</u>	<u>Concluded</u>	<u>Cont</u>
<b><u>Adult</u></b>						
Capias	CA	75	235	235	70	165
Felony	CF	59	180	180	60	120
Misdemeanor	CM	178	553	553	233	319
Family Abuse - Prot Order	FP	38	89	89	35	53
Motion - Prot Order	MP	4	5	5	4	1
Restricted O/L	RL	1	1	1	1	-
Show Cause	SC	143	447	447	133	314
SL/Other	SL	1	1	1	1	-
Civil Support	VS	133	194	194	98	96
<b>Adult Total</b>		<b>632</b>	<b>1,705</b>	<b>1,705</b>	<b>635</b>	<b>1,068</b>
<b><u>Juvenile</u></b>						
Abuse or Neglect	AN	20	52	52	13	38
Non-Family Abuse Prot Order	AP	1	1	1	0	1
Custody Relief	CR	2	2	2	1	1
Child in Need of Services	CS	3	7	7	4	3
Custody Visitation	CV	435	722	722	379	343
Felony	DF	40	231	231	47	184
Misdemeanor	DM	59	258	258	74	184
Foster Care Review	FC	16	16	16	15	1
Initial Foster Care	IF	14	14	14	12	1
Juv Support	JS	1	1	1	1	-
Permanency	PH	37	37	37	34	3
Petition	PT	39	63	63	18	45
Show Cause	SC	10	24	24	9	15
Status	ST	15	25	25	8	17
Traffic	T	13	32	32	13	19
Term Parental Rights	TP	12	15	15	8	7
Truancy	TR	0	1	1	0	1
Voluntary Continuing Services Agreement	VA	2	2	2	2	-
<b>Juvenile Total</b>		<b>719</b>	<b>1,503</b>	<b>1,503</b>	<b>638</b>	<b>863</b>
<b>Richmond Totals</b>		<b>1,351</b>	<b>3,208</b>	<b>3,208</b>	<b>1,273</b>	<b>1,931</b>



Filings by Court & Division

<u>Richmond</u>			
<b>A</b>	Adult Misdemeanor	2,223	14.5%
	Show Cause	1,865	12.2%
	Civil Support	1,352	8.8%
	Capias	1,050	6.8%
	Adult Felony	698	4.6%
	Family Abuse - Prot Order	543	3.5%
	Motion - Prot Order	29	0.2%
	SL/Other	23	0.1%
	Non-Family Abuse Prot Order	12	0.1%
	Violation of PO	11	0.1%
	Restricted O/L	7	0.0%
	Other	3	0.0%
	Remand Support	1	0.0%
	<b>Total</b>	7,817	51%
<b>J</b>	Custody Visitation	4,246	27.7%
	Delinquency	1,234	8.0%
	Permanency	420	2.7%
	Paternity	412	2.7%
	Foster Care Review	219	1.4%
	Abuse or Neglect	194	1.3%
	Traffic	146	1.0%
	Show Cause	140	0.9%
	Initial Foster Care	137	0.9%
	Term Parental Rights	106	0.7%
	Status Offense/Other	80	0.5%
	Child in Need of Services	73	0.5%
	Truancy	39	0.3%
	Voluntary Continuing Services Agre	34	0.2%
	Custody Relief	16	0.1%
	Non-Family Abuse Prot Order	7	0.0%
	Capias	5	0.0%
	Entrustment	3	0.0%
	Family Abuse - Prot Order	2	0.0%
	Juv Support	2	0.0%
	Remand Custody	2	0.0%
	Remand Visitation	2	0.0%
	Restoration of Parental Rights	1	0.0%
	<b>Total</b>	7,520	49%
	<b>Total</b>	15,337	100%

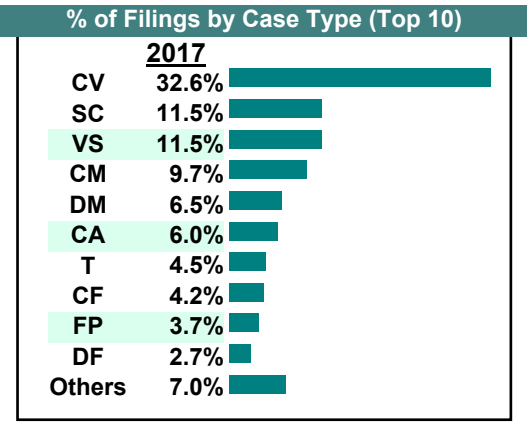
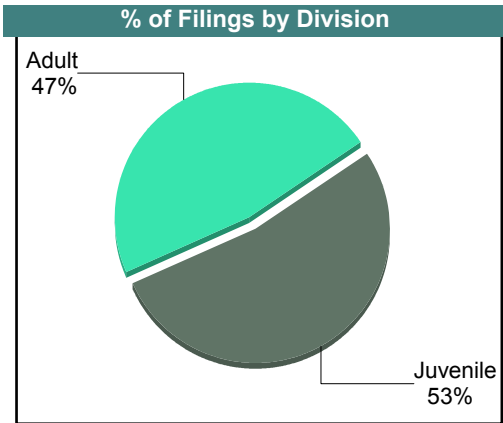
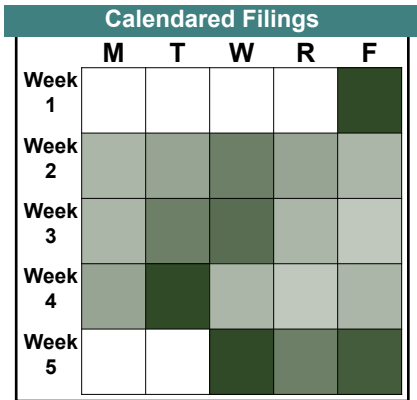
**CASELOAD STATISTICS OF THE JUVENILE & DOMESTIC RELATIONS COURTS**

December 2017

**Henrico**

District: 14

		<u>Filings</u>	<u>Hearings</u>	<u>Transactions</u>	<u>Concluded</u>	<u>Cont</u>
<b><u>Adult</u></b>						
Non-Family Abuse Prot Order	AP	4	8	8	5	3
Capias	CA	67	206	206	84	122
Felony	CF	52	145	145	29	116
Misdemeanor	CM	119	367	367	146	221
Family Abuse - Prot Order	FP	45	102	102	44	58
Motion - Prot Order	MP	13	22	22	15	7
Other	OT	0	2	2	0	2
Remand Support	RS	8	8	8	8	-
Show Cause	SC	127	323	323	149	174
SL/Other	SL	2	3	3	1	2
Civil Support	VS	141	257	257	150	107
<b>Adult Total</b>		<b>578</b>	<b>1,443</b>	<b>1,443</b>	<b>631</b>	<b>812</b>
<b><u>Juvenile</u></b>						
Abuse or Neglect	AN	11	35	35	1	34
Non-Family Abuse Prot Order	AP	2	5	5	1	4
Capias	CA	7	33	33	8	25
Custody Relief	CR	0	2	2	1	1
Child in Need of Services	CS	1	9	9	1	8
Custody Visitation	CV	399	683	683	404	279
Felony	DF	33	142	142	22	120
Misdemeanor	DM	80	347	347	84	263
Foster Care Review	FC	4	6	6	0	6
Family Abuse - Prot Order	FP	0	1	1	1	-
Initial Foster Care	IF	3	4	4	1	3
Permanency	PH	4	4	4	0	4
Petition	PT	1	6	6	4	2
Remand Custody	RC	9	9	9	9	-
Child at Risk	RI	0	3	3	3	-
Remand Visitation	RV	9	9	9	9	-
Show Cause	SC	14	57	57	15	42
Status	ST	9	34	34	8	26
Traffic	T	55	71	80	49	31
Term Parental Rights	TP	6	6	6	0	6
Truancy	TR	0	17	17	5	12
<b>Juvenile Total</b>		<b>647</b>	<b>1,483</b>	<b>1,492</b>	<b>626</b>	<b>866</b>
<b>Henrico Totals</b>		<b>1,225</b>	<b>2,926</b>	<b>2,935</b>	<b>1,257</b>	<b>1,678</b>



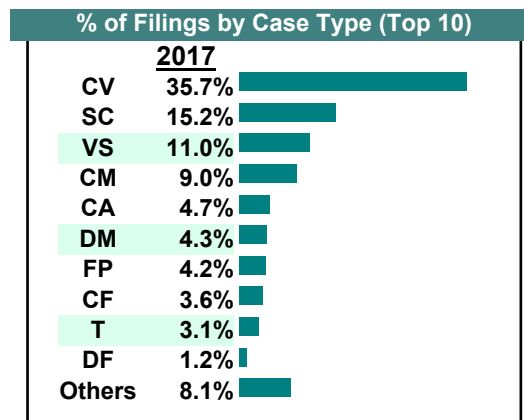
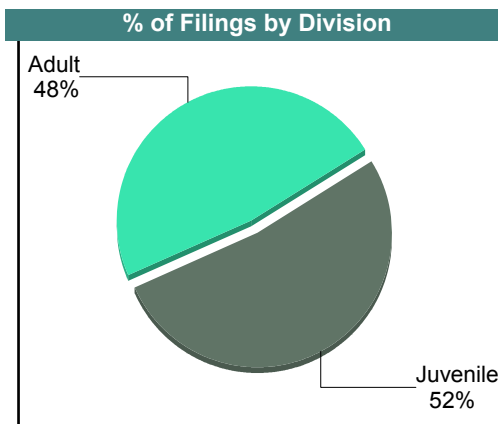
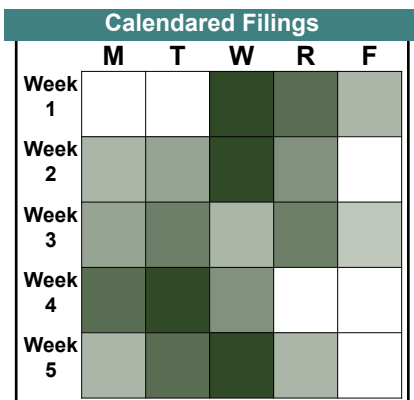
**CASELOAD STATISTICS OF THE JUVENILE & DOMESTIC RELATIONS COURTS**

November 2017

**Henrico**

District: 14

		<u>Filings</u>	<u>Hearings</u>	<u>Transactions</u>	<u>Concluded</u>	<u>Cont</u>
<b><u>Adult</u></b>						
Non-Family Abuse Prot Order	AP	1	3	3	1	2
Bond Forfeiture	BF	0	2	2	2	-
Capias	CA	64	286	286	113	173
Felony	CF	53	183	183	58	125
Misdemeanor	CM	131	458	458	182	275
Crim Support	CS	1	1	1	0	1
Family Abuse - Prot Order	FP	60	130	130	64	66
Motion - Prot Order	MP	16	24	24	14	10
Other	OT	3	4	4	1	3
Violation Fam Abuse PO	PS	1	1	1	0	1
Remand Support	RS	11	11	11	11	-
Show Cause	SC	191	528	528	198	330
SL/Other	SL	3	3	3	2	1
Civil Support	VS	161	295	295	181	114
<b>Adult Total</b>		<b>696</b>	<b>1,929</b>	<b>1,929</b>	<b>827</b>	<b>1,101</b>
<b><u>Juvenile</u></b>						
Abuse or Neglect	AN	4	24	24	0	24
Non-Family Abuse Prot Order	AP	3	7	7	1	6
Capias	CA	5	20	20	1	19
Child in Need of Services	CS	7	27	27	7	20
Custody Visitation	CV	520	903	903	460	443
Felony	DF	17	213	213	68	145
Misdemeanor	DM	62	420	420	120	300
Foster Care Review	FC	8	15	15	5	10
Family Abuse - Prot Order	FP	1	3	3	1	2
Initial Foster Care	IF	3	6	6	2	4
Permanency	PH	12	19	19	8	11
Petition	PT	11	17	17	9	8
Remand Custody	RC	12	12	12	12	-
Remand Visitation	RV	9	9	9	9	-
Show Cause	SC	30	108	108	31	77
Status	ST	12	28	28	7	21
Traffic	T	45	77	88	58	30
Truancy	TR	0	68	68	19	49
Voluntary Continuing Services Agreement	VA	1	1	1	1	-
<b>Juvenile Total</b>		<b>762</b>	<b>1,977</b>	<b>1,988</b>	<b>819</b>	<b>1,169</b>
<b>Henrico Totals</b>		<b>1,458</b>	<b>3,906</b>	<b>3,917</b>	<b>1,646</b>	<b>2,270</b>



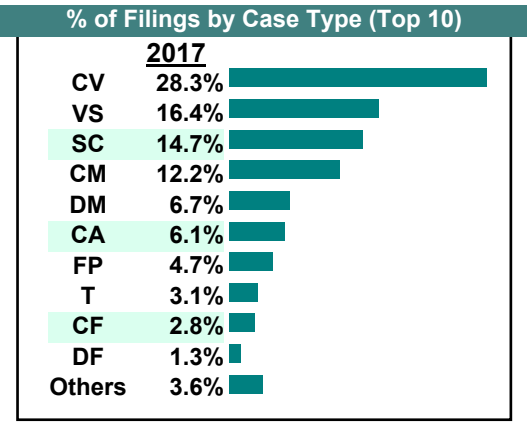
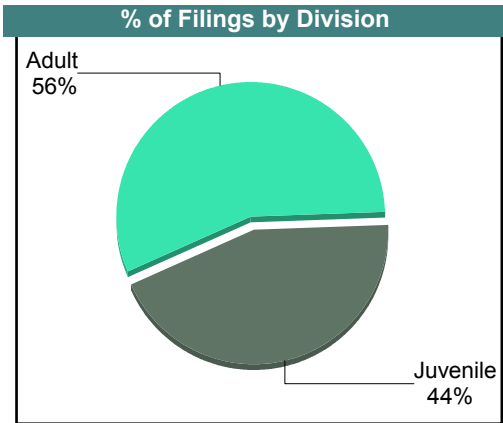
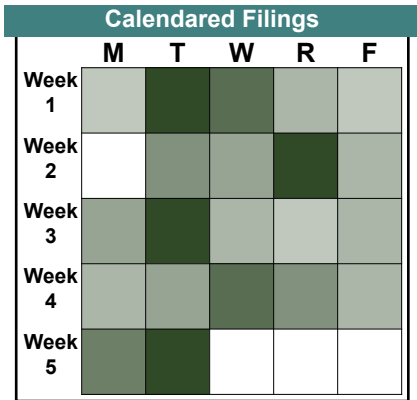
**CASELOAD STATISTICS OF THE JUVENILE & DOMESTIC RELATIONS COURTS**

October 2017

**Henrico**

District: 14

		<u>Filings</u>	<u>Hearings</u>	<u>Transactions</u>	<u>Concluded</u>	<u>Cont</u>
<b><u>Adult</u></b>						
Non-Family Abuse Prot Order	AP	1	4	4	3	1
Bond Forfeiture	BF	1	1	1	0	1
Capias	CA	83	307	307	131	176
Felony	CF	44	195	195	72	123
Misdemeanor	CM	190	561	561	185	376
Family Abuse - Prot Order	FP	74	142	142	59	83
Motion - Prot Order	MP	13	22	22	12	10
Other	OT	1	3	3	1	2
Violation of PO	PV	1	1	1	1	-
Show Cause	SC	206	551	551	185	366
SL/Other	SL	4	6	6	4	2
Civil Support	VS	257	411	411	255	154
<b>Adult Total</b>		<b>875</b>	<b>2,204</b>	<b>2,204</b>	<b>908</b>	<b>1,294</b>
<b><u>Juvenile</u></b>						
Abuse or Neglect	AN	5	20	20	3	17
Non-Family Abuse Prot Order	AP	1	4	4	2	2
Capias	CA	13	26	26	1	25
Custody Relief	CR	0	3	3	1	2
Child in Need of Services	CS	0	22	22	9	13
Custody Visitation	CV	442	910	910	455	455
Felony	DF	20	214	214	43	171
Misdemeanor	DM	105	501	501	131	369
Foster Care Review	FC	7	7	7	2	5
Family Abuse - Prot Order	FP	0	2	2	0	2
Initial Foster Care	IF	4	5	5	3	2
Juv Support	JS	0	1	1	1	-
Permanency	PH	4	4	4	3	1
Petition	PT	7	13	13	7	6
Child at Risk	RI	0	4	4	0	4
Show Cause	SC	23	110	110	35	75
Status	ST	7	34	34	12	22
Traffic	T	49	72	79	38	41
Term Parental Rights	TP	0	1	1	0	1
Truancy	TR	1	54	54	20	34
<b>Juvenile Total</b>		<b>688</b>	<b>2,007</b>	<b>2,014</b>	<b>766</b>	<b>1,247</b>
<b>Henrico Totals</b>		<b>1,563</b>	<b>4,211</b>	<b>4,218</b>	<b>1,674</b>	<b>2,541</b>





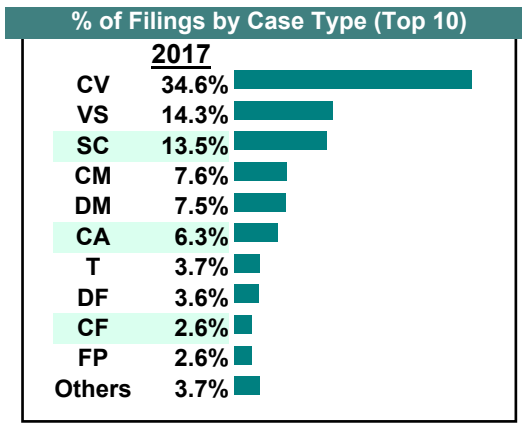
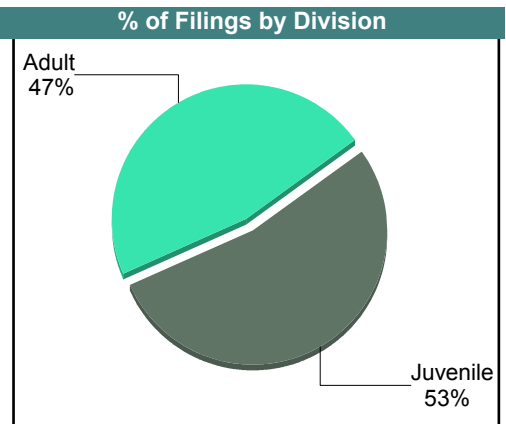

**CASELOAD STATISTICS OF THE JUVENILE & DOMESTIC RELATIONS COURTS**

September 2017

**Henrico**

District: 14

		<u>Filings</u>	<u>Hearings</u>	<u>Transactions</u>	<u>Concluded</u>	<u>Cont</u>
<b><u>Adult</u></b>						
Non-Family Abuse Prot Order	AP	11	18	18	8	10
Capias	CA	95	318	318	120	198
Felony	CF	41	213	213	65	148
Misdemeanor	CM	120	458	458	173	285
Family Abuse - Prot Order	FP	40	97	97	51	46
Motion - Prot Order	MP	16	29	29	16	13
Show Cause	SC	184	530	530	208	322
SL/Other	SL	2	3	3	2	1
Civil Support	VS	225	360	360	182	178
<b>Adult Total</b>		<b>734</b>	<b>2,026</b>	<b>2,026</b>	<b>825</b>	<b>1,201</b>
<b><u>Juvenile</u></b>						
Abuse or Neglect	AN	0	10	10	1	9
Non-Family Abuse Prot Order	AP	2	5	5	3	2
Capias	CA	4	14	14	6	8
Custody Relief	CR	0	1	1	0	1
Child in Need of Services	CS	3	24	24	9	15
Custody Visitation	CV	545	1,036	1,036	493	543
Felony	DF	57	234	234	40	194
Misdemeanor	DM	118	474	474	92	382
Foster Care Review	FC	10	13	13	4	9
Family Abuse - Prot Order	FP	1	1	1	0	1
Initial Foster Care	IF	1	4	4	2	2
Juv Support	JS	0	1	1	1	-
Permanency	PH	4	6	6	5	1
Petition	PT	7	16	16	7	9
Show Cause	SC	28	95	95	29	66
Status	ST	3	34	34	10	24
Traffic	T	58	92	97	61	36
Truancy	TR	0	54	54	15	39
<b>Juvenile Total</b>		<b>841</b>	<b>2,114</b>	<b>2,119</b>	<b>778</b>	<b>1,341</b>
<b>Henrico Totals</b>		<b>1,575</b>	<b>4,140</b>	<b>4,145</b>	<b>1,603</b>	<b>2,542</b>



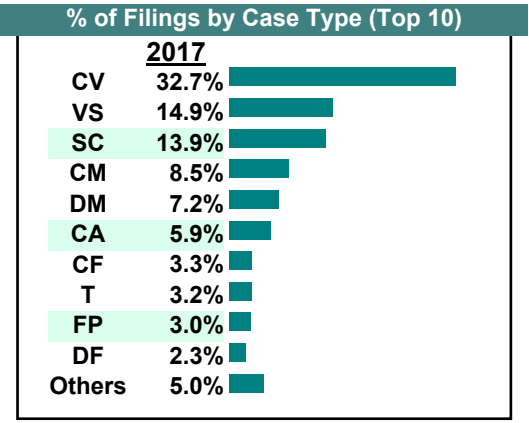
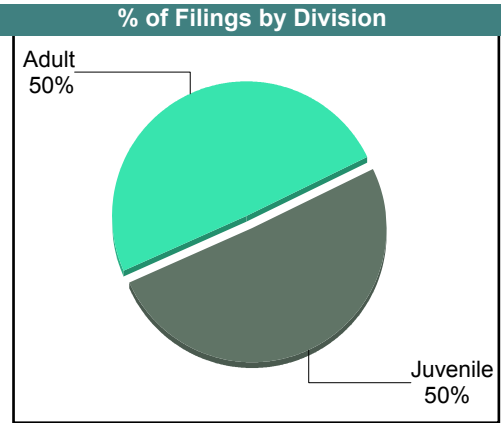
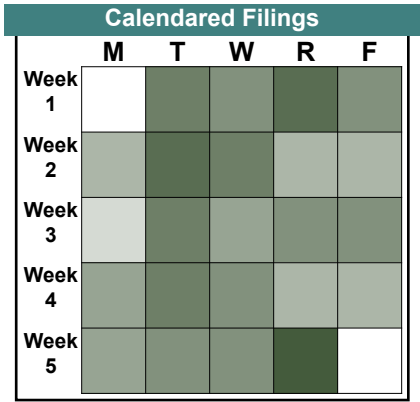
# CASELOAD STATISTICS OF THE JUVENILE & DOMESTIC RELATIONS COURTS

Henrico

District: 14

August 2017

		<u>Filings</u>	<u>Hearings</u>	<u>Transactions</u>	<u>Concluded</u>	<u>Cont</u>
<b><u>Adult</u></b>						
Non-Family Abuse Prot Order	AP	2	4	4	1	3
Bond Forfeiture	BF	0	2	2	1	1
Capias	CA	89	289	289	108	181
Felony	CF	52	150	150	34	116
Misdemeanor	CM	135	387	387	89	298
Family Abuse - Prot Order	FP	48	108	108	47	61
Motion - Prot Order	MP	13	20	20	11	9
Other	OT	1	3	3	2	1
Show Cause	SC	205	551	551	219	332
SL/Other	SL	4	6	6	4	2
Civil Support	VS	237	418	418	248	170
<b>Adult Total</b>		<b>786</b>	<b>1,938</b>	<b>1,938</b>	<b>764</b>	<b>1,174</b>
<b><u>Juvenile</u></b>						
Abuse or Neglect	AN	4	15	15	1	14
Non-Family Abuse Prot Order	AP	1	4	4	1	3
Capias	CA	5	16	16	2	14
Custody Relief	CR	2	4	4	0	4
Child in Need of Services	CS	1	20	20	3	17
Custody Visitation	CV	519	1,075	1,075	585	490
Felony	DF	37	184	184	23	161
Misdemeanor	DM	114	437	437	99	338
Foster Care Review	FC	4	6	6	5	1
Initial Foster Care	IF	6	6	6	5	1
Juv Support	JS	2	2	2	0	2
Permanency	PH	5	9	9	2	7
Petition	PT	5	9	9	4	5
Show Cause	SC	16	63	63	14	49
Status	ST	17	25	25	3	22
Traffic	T	50	76	82	49	33
Term Parental Rights	TP	1	5	5	0	5
Truancy	TR	11	42	42	13	29
<b>Juvenile Total</b>		<b>800</b>	<b>1,998</b>	<b>2,004</b>	<b>809</b>	<b>1,195</b>
<b>Henrico Totals</b>		<b>1,586</b>	<b>3,936</b>	<b>3,942</b>	<b>1,573</b>	<b>2,369</b>

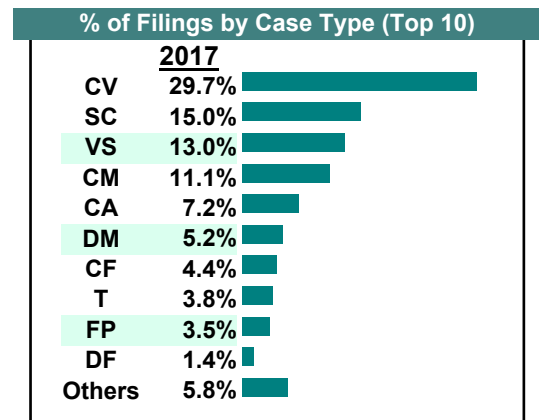
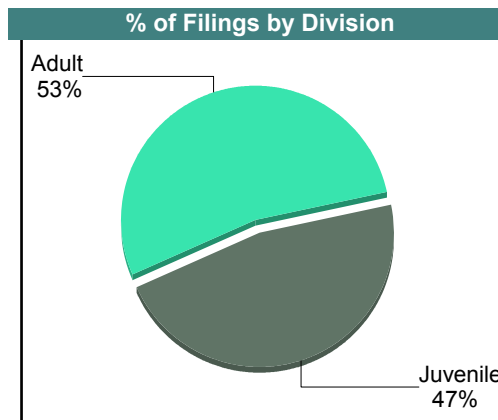



# CASELOAD STATISTICS OF THE JUVENILE & DOMESTIC RELATIONS COURTS

July 2017

Henrico  
District: 14

		Filings	Hearings	Transactions	Concluded	Cont
<b>Adult</b>						
Non-Family Abuse Prot Order	AP	1	2	2	1	1
Bond Forfeiture	BF	2	3	3	1	2
Capias	CA	94	274	274	102	172
Felony	CF	59	214	214	63	151
Misdemeanor	CM	151	418	418	128	290
Family Abuse - Prot Order	FP	46	94	94	40	54
Motion - Prot Order	MP	11	20	20	12	8
Other	OT	0	1	1	0	1
Remand Support	RS	3	3	3	3	-
Show Cause	SC	179	449	449	163	286
SL/Other	SL	1	3	3	2	1
Civil Support	VS	176	303	303	188	115
<b>Adult Total</b>		<b>723</b>	<b>1,784</b>	<b>1,784</b>	<b>703</b>	<b>1,081</b>
<b>Juvenile</b>						
Abuse or Neglect	AN	5	30	30	6	24
Non-Family Abuse Prot Order	AP	0	5	5	3	2
Capias	CA	3	9	9	1	8
Custody Relief	CR	1	1	1	1	-
Child in Need of Services	CS	1	26	26	3	23
Custody Visitation	CV	403	787	787	362	424
Felony	DF	19	168	168	33	135
Misdemeanor	DM	70	454	454	106	348
Foster Care Review	FC	8	11	11	4	7
Family Abuse - Prot Order	FP	1	2	2	1	1
Initial Foster Care	IF	0	4	4	0	4
Motion - Prot Order	MP	1	1	1	1	-
Permanency	PH	14	17	17	6	11
Petition	PT	7	12	12	5	7
Remand Custody	RC	4	4	4	4	-
Child at Risk	RI	0	5	5	0	5
Remand Visitation	RV	4	4	4	4	-
Show Cause	SC	24	79	79	24	55
Status	ST	3	20	21	4	17
Traffic	T	52	71	78	40	38
Term Parental Rights	TP	1	6	6	4	2
Truancy	TR	12	48	48	8	40
<b>Juvenile Total</b>		<b>633</b>	<b>1,764</b>	<b>1,772</b>	<b>620</b>	<b>1,151</b>
<b>Henrico Totals</b>		<b>1,356</b>	<b>3,548</b>	<b>3,556</b>	<b>1,323</b>	<b>2,232</b>



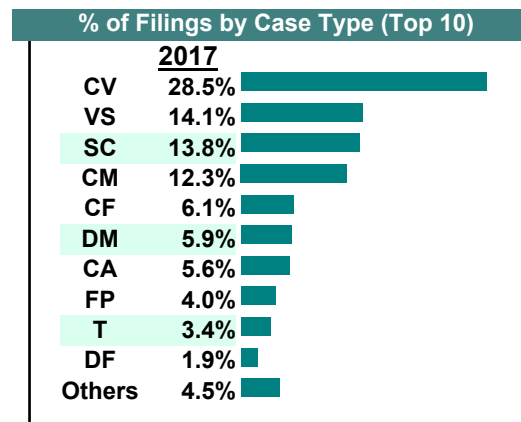
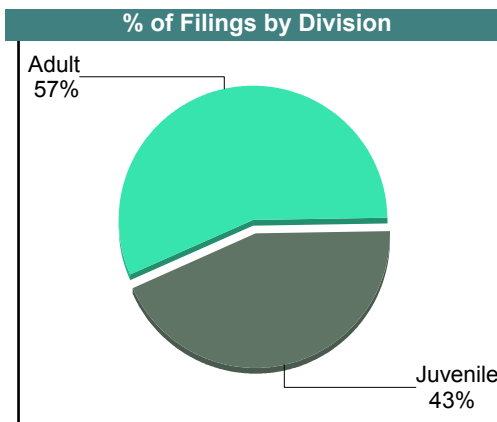
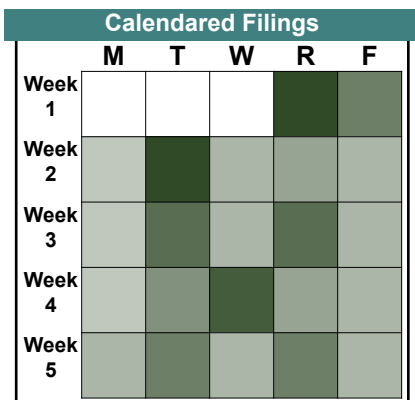
# CASELOAD STATISTICS OF THE JUVENILE & DOMESTIC RELATIONS COURTS

June 2017

Henrico

District: 14

		<u>Filings</u>	<u>Hearings</u>	<u>Transactions</u>	<u>Concluded</u>	<u>Cont</u>
<b>Adult</b>						
Non-Family Abuse Prot Order	AP	0	3	3	0	3
Bond Forfeiture	BF	0	1	1	1	-
Capias	CA	82	285	285	95	190
Felony	CF	90	226	226	58	168
Misdemeanor	CM	182	487	487	117	370
Family Abuse - Prot Order	FP	58	134	134	62	72
Motion - Prot Order	MP	12	17	17	9	8
Other	OT	2	3	3	0	3
Remand Support	RS	1	1	1	1	-
Show Cause	SC	198	542	542	210	332
SL/Other	SL	3	4	4	3	1
Civil Support	VS	208	357	357	222	135
<b>Adult Total</b>		<b>836</b>	<b>2,060</b>	<b>2,060</b>	<b>778</b>	<b>1,282</b>
<b>Juvenile</b>						
Abuse or Neglect	AN	7	20	20	3	17
Non-Family Abuse Prot Order	AP	2	7	7	4	3
Capias	CA	1	8	8	1	7
Custody Relief	CR	0	1	1	0	1
Child in Need of Services	CS	6	36	36	9	27
Custody Visitation	CV	422	922	922	465	457
Felony	DF	28	219	219	51	168
Misdemeanor	DM	87	468	469	111	358
Foster Care Review	FC	5	5	5	5	-
Family Abuse - Prot Order	FP	1	1	1	1	-
Initial Foster Care	IF	1	1	1	0	1
Protective Order	PC	0	4	4	4	-
Permanency	PH	3	3	3	3	-
Petition	PT	7	14	14	5	9
Remand Custody	RC	2	2	2	2	-
Child at Risk	RI	0	4	4	1	3
Remand Visitation	RV	2	2	2	2	-
Show Cause	SC	6	74	74	28	46
Status	ST	9	24	24	7	17
Traffic	T	50	79	83	43	40
Truancy	TR	4	65	65	19	46
<b>Juvenile Total</b>		<b>643</b>	<b>1,959</b>	<b>1,964</b>	<b>764</b>	<b>1,200</b>
<b>Henrico Totals</b>		<b>1,479</b>	<b>4,019</b>	<b>4,024</b>	<b>1,542</b>	<b>2,482</b>



# CASELOAD STATISTICS OF THE JUVENILE & DOMESTIC RELATIONS COURTS

May 2017

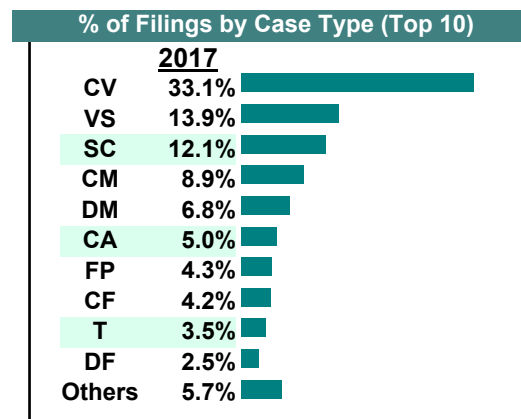
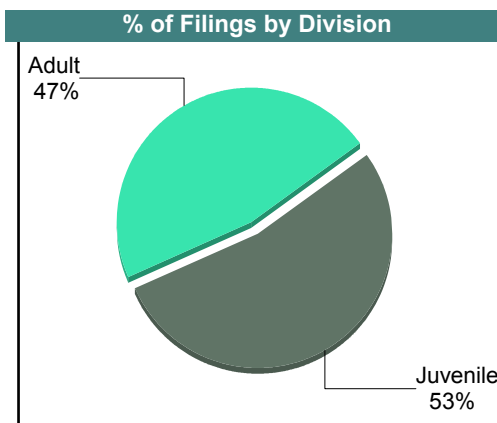

Henrico

District: 14

		<u>Filings</u>	<u>Hearings</u>	<u>Transactions</u>	<u>Concluded</u>	<u>Cont</u>
<b><u>Adult</u></b>						
Bond Forfeiture	BF	1	3	3	0	3
Capias	CA	77	315	315	108	207
Felony	CF	67	241	241	93	148
Misdemeanor	CM	143	471	471	170	301
Family Abuse - Prot Order	FP	69	147	147	68	79
Motion - Prot Order	MP	10	13	13	11	2
Other	OT	0	5	5	4	1
Violation Fam Abuse PO	PS	0	1	1	1	-
Violation of PO	PV	1	1	1	1	-
Remand Support	RS	1	1	1	1	-
Show Cause	SC	157	556	556	239	317
SL/Other	SL	2	5	5	2	3
Civil Support	VS	224	364	364	198	166
<b>Adult Total</b>		<b>752</b>	<b>2,123</b>	<b>2,123</b>	<b>896</b>	<b>1,227</b>

<b><u>Juvenile</u></b>						
Abuse or Neglect	AN	6	26	26	6	20
Non-Family Abuse Prot Order	AP	2	8	8	2	6
Capias	CA	3	13	13	4	9
Child in Need of Services	CS	8	32	32	2	30
Custody Visitation	CV	533	1,001	1,001	464	537
Felony	DF	40	288	288	92	196
Misdemeanor	DM	110	477	477	128	349
Entrustment	ET	1	1	1	0	1
Foster Care Review	FC	15	16	16	10	6
Initial Foster Care	IF	3	5	5	3	2
Permanency	PH	4	13	13	6	7
Petition	PT	4	9	9	5	4
Remand Custody	RC	3	3	3	3	-
Remand Visitation	RV	3	3	3	3	-
Show Cause	SC	37	127	127	44	83
Status	ST	8	23	23	8	15
Traffic	T	57	81	88	47	41
Term Parental Rights	TP	5	11	11	6	5
Truancy	TR	15	97	97	27	70
<b>Juvenile Total</b>		<b>857</b>	<b>2,234</b>	<b>2,241</b>	<b>860</b>	<b>1,381</b>

<b>Henrico Totals</b>		<b>1,609</b>	<b>4,357</b>	<b>4,364</b>	<b>1,756</b>	<b>2,608</b>
-----------------------	--	--------------	--------------	--------------	--------------	--------------



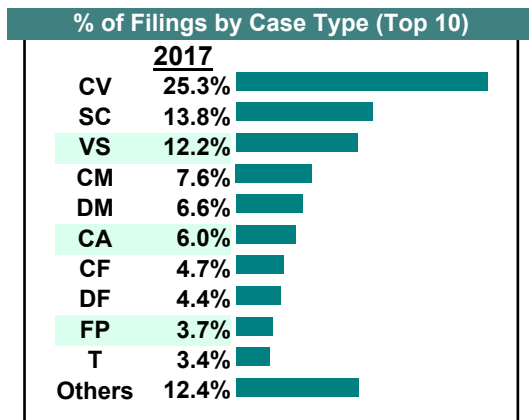
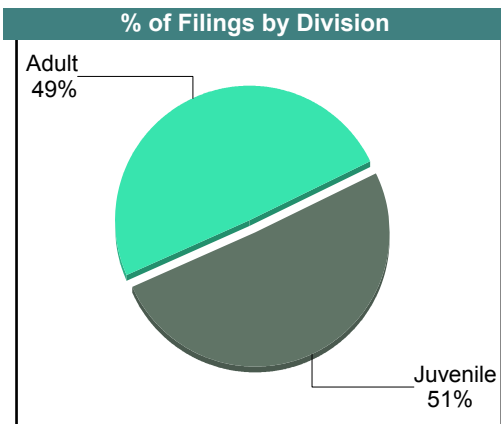
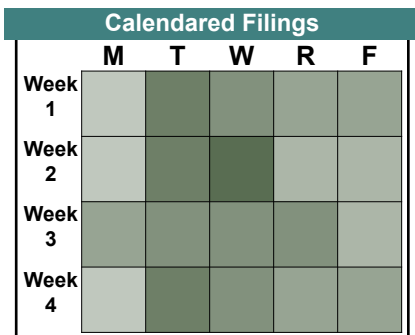
# CASELOAD STATISTICS OF THE JUVENILE & DOMESTIC RELATIONS COURTS

Henrico

District: 14

April 2017

		Filings	Hearings	Transactions	Concluded	Cont
<b>Adult</b>						
Non-Family Abuse Prot Order	AP	1	2	2	1	1
Bond Forfeiture	BF	1	2	2	1	1
Capias	CA	91	299	299	107	192
Felony	CF	72	221	221	51	170
Misdemeanor	CM	116	422	422	139	283
Family Abuse - Prot Order	FP	56	110	110	42	68
Motion - Prot Order	MP	11	15	15	12	3
Other	OT	0	1	1	0	1
Violation Fam Abuse PO	PS	1	5	5	1	4
Violation of PO	PV	2	2	2	2	-
Remand Support	RS	32	32	32	32	-
Show Cause	SC	182	585	585	221	364
SL/Other	SL	2	3	3	1	2
Civil Support	VS	185	333	333	178	155
<b>Adult Total</b>		<b>752</b>	<b>2,032</b>	<b>2,032</b>	<b>788</b>	<b>1,244</b>
<b>Juvenile</b>						
Abuse or Neglect	AN	2	11	11	2	9
Non-Family Abuse Prot Order	AP	5	11	11	3	8
Capias	CA	0	13	13	5	8
Child in Need of Services	CS	14	26	26	3	23
Custody Visitation	CV	384	769	769	412	357
Felony	DF	67	259	259	36	223
Misdemeanor	DM	101	430	432	100	332
Foster Care Review	FC	4	8	8	6	2
Initial Foster Care	IF	1	3	3	2	1
Permanency	PH	4	5	5	4	1
Petition	PT	3	13	13	8	5
Remand Custody	RC	34	34	34	34	-
Child at Risk	RI	0	7	7	7	-
Remand Visitation	RV	32	32	32	31	1
Show Cause	SC	27	76	76	22	54
Status	ST	5	11	11	3	8
Traffic	T	51	80	89	65	24
Term Parental Rights	TP	2	2	2	2	-
Truancy	TR	30	84	84	17	67
Voluntary Continuing Services Agreement	VA	2	2	2	2	-
<b>Juvenile Total</b>		<b>768</b>	<b>1,876</b>	<b>1,887</b>	<b>764</b>	<b>1,123</b>
<b>Henrico Totals</b>		<b>1,520</b>	<b>3,908</b>	<b>3,919</b>	<b>1,552</b>	<b>2,367</b>



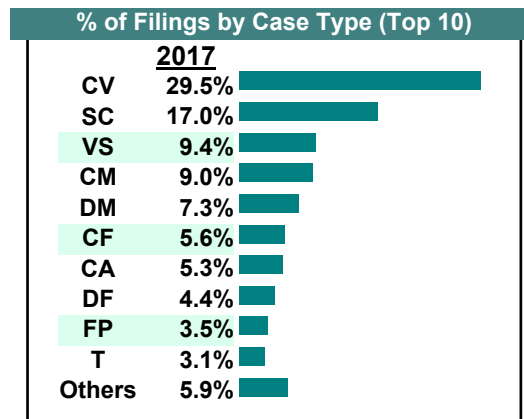
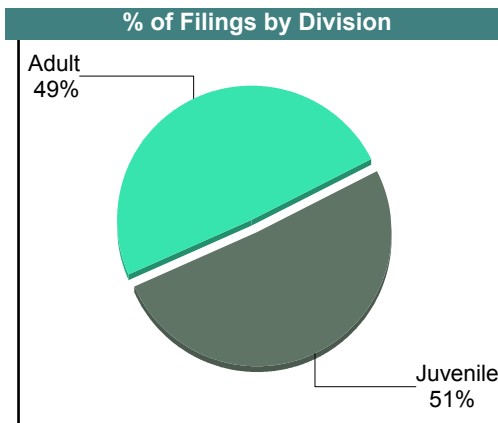
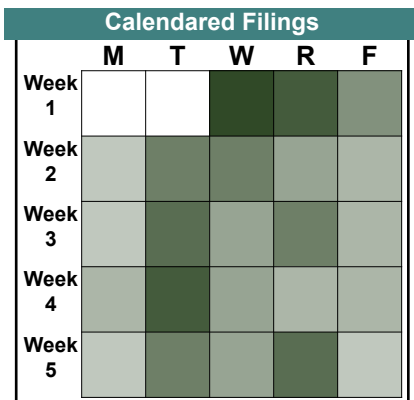
# CASELOAD STATISTICS OF THE JUVENILE & DOMESTIC RELATIONS COURTS

March 2017

Henrico

District: 14

		Filings	Hearings	Transactions	Concluded	Cont
<b>Adult</b>						
Non-Family Abuse Prot Order	AP	7	16	16	5	11
Bond Forfeiture	BF	1	2	2	0	2
Capias	CA	82	308	308	100	208
Felony	CF	87	292	292	93	199
Misdemeanor	CM	141	579	579	224	355
Family Abuse - Prot Order	FP	54	131	131	63	68
Motion - Prot Order	MP	8	15	15	12	3
Other	OT	1	2	2	1	1
Violation Fam Abuse PO	PS	1	2	2	1	1
Remand Support	RS	2	2	2	2	-
Show Cause	SC	234	509	509	175	334
SL/Other	SL	3	5	5	3	2
Civil Support	VS	147	308	308	183	125
<b>Adult Total</b>		<b>768</b>	<b>2,171</b>	<b>2,171</b>	<b>862</b>	<b>1,309</b>
<b>Juvenile</b>						
Abuse or Neglect	AN	4	16	16	4	12
Non-Family Abuse Prot Order	AP	5	15	15	3	12
Capias	CA	1	11	11	6	5
Child in Need of Services	CS	5	25	25	4	21
Custody Visitation	CV	461	984	984	468	516
Felony	DF	68	311	311	53	258
Misdemeanor	DM	114	488	490	117	373
Foster Care Review	FC	6	7	7	6	1
Initial Foster Care	IF	3	5	5	2	3
Motion - Prot Order	MP	1	1	1	1	-
Protective Order	PC	0	4	4	0	4
Permanency	PH	12	15	15	6	9
Petition	PT	11	15	15	5	10
Remand Custody	RC	4	4	4	4	-
Child at Risk	RI	0	8	8	1	7
Remand Visitation	RV	2	2	2	2	-
Show Cause	SC	31	94	94	32	62
Status	ST	3	17	17	7	10
Traffic	T	49	91	96	66	30
Term Parental Rights	TP	8	10	10	0	10
Truancy	TR	4	72	72	26	46
Voluntary Continuing Services Agreement	VA	1	1	1	1	-
<b>Juvenile Total</b>		<b>793</b>	<b>2,196</b>	<b>2,203</b>	<b>814</b>	<b>1,389</b>
<b>Henrico Totals</b>		<b>1,561</b>	<b>4,367</b>	<b>4,374</b>	<b>1,676</b>	<b>2,698</b>



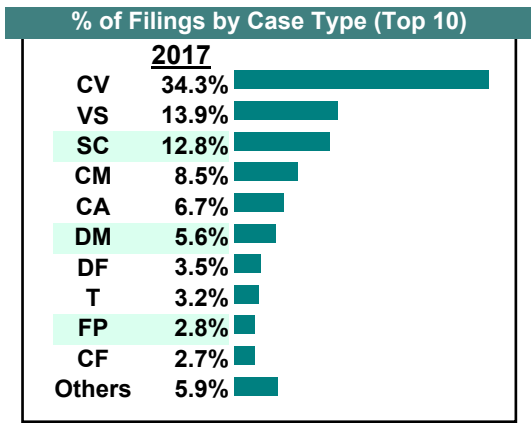
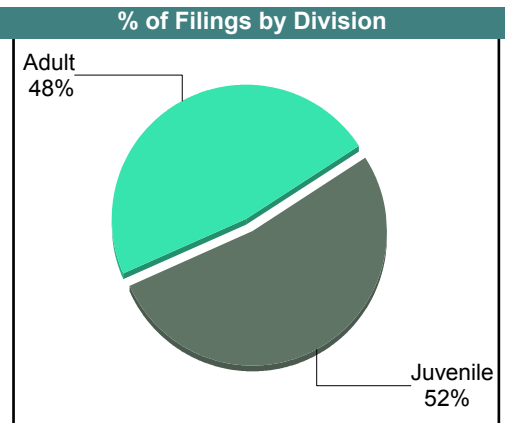
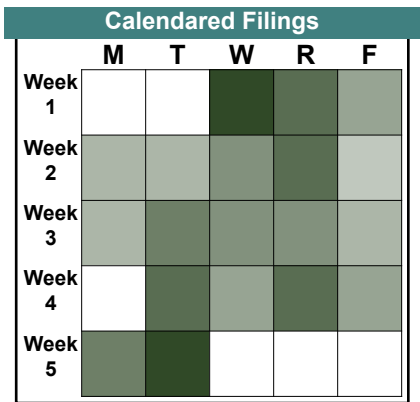
# CASELOAD STATISTICS OF THE JUVENILE & DOMESTIC RELATIONS COURTS

February 2017

Henrico

District: 14

		<u>Filings</u>	<u>Hearings</u>	<u>Transactions</u>	<u>Concluded</u>	<u>Cont</u>
<b>Adult</b>						
Non-Family Abuse Prot Order	AP	1	2	2	2	-
Bond Forfeiture	BF	0	2	2	2	-
Capias	CA	90	335	335	113	222
Felony	CF	38	168	168	56	112
Misdemeanor	CM	121	474	474	150	324
Family Abuse - Prot Order	FP	39	97	97	50	47
Motion - Prot Order	MP	9	21	21	13	8
Other	OT	1	5	5	0	5
Protective Order	PC	0	1	1	1	-
Violation of PO	PV	2	2	2	2	-
Remand Support	RS	5	5	5	5	-
Show Cause	SC	169	581	581	225	356
SL/Other	SL	2	2	2	1	1
Civil Support	VS	197	365	365	221	144
<b>Adult Total</b>		<b>674</b>	<b>2,060</b>	<b>2,060</b>	<b>841</b>	<b>1,219</b>
<b>Juvenile</b>						
Abuse or Neglect	AN	0	20	20	1	19
Non-Family Abuse Prot Order	AP	2	2	2	0	2
Capias	CA	5	19	19	6	13
Child in Need of Services	CS	4	29	29	8	21
Custody Visitation	CV	486	967	967	510	457
Felony	DF	50	235	235	42	193
Misdemeanor	DM	80	517	520	125	395
Foster Care Review	FC	18	20	20	15	5
Initial Foster Care	IF	3	8	8	1	7
Protective Order	PC	0	5	5	1	4
Permanency	PH	12	13	13	13	-
Petition	PT	3	12	12	5	7
Child at Risk	RI	0	5	5	0	5
Show Cause	SC	13	82	82	31	51
Status	ST	1	13	13	4	9
Traffic	T	46	56	65	41	24
Term Parental Rights	TP	1	3	3	3	-
Truancy	TR	19	89	89	21	68
<b>Juvenile Total</b>		<b>743</b>	<b>2,095</b>	<b>2,107</b>	<b>827</b>	<b>1,280</b>
<b>Henrico Totals</b>		<b>1,417</b>	<b>4,155</b>	<b>4,167</b>	<b>1,668</b>	<b>2,499</b>



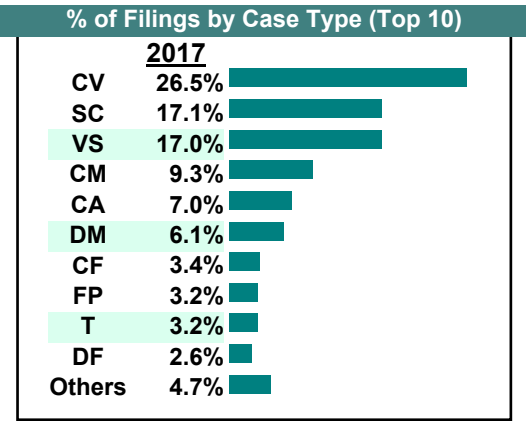
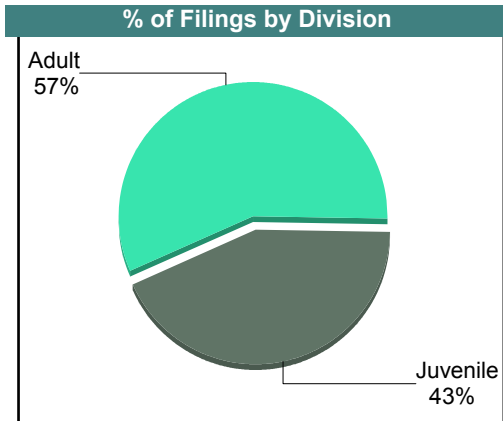
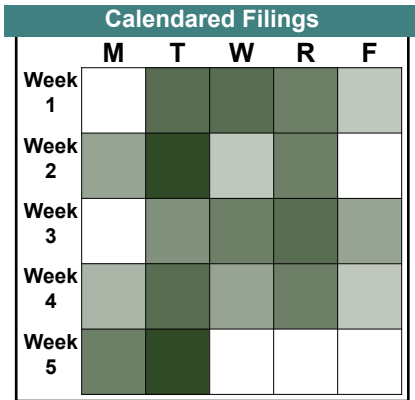


# CASELOAD STATISTICS OF THE JUVENILE & DOMESTIC RELATIONS COURTS

January 2017

Henrico  
District: 14

		<u>Filings</u>	<u>Hearings</u>	<u>Transactions</u>	<u>Concluded</u>	<u>Cont</u>
<b><u>Adult</u></b>						
Non-Family Abuse Prot Order	AP	0	1	1	0	1
Bond Forfeiture	BF	2	4	4	2	2
Capias	CA	112	342	342	110	232
Felony	CF	58	230	230	79	151
Misdemeanor	CM	159	507	507	179	328
Family Abuse - Prot Order	FP	55	102	102	43	59
Motion - Prot Order	MP	18	23	23	9	14
Other	OT	0	1	1	1	-
Protective Order	PC	2	2	2	1	1
Violation of PO	PV	1	1	1	1	-
Show Cause	SC	268	662	662	216	446
SL/Other	SL	6	6	6	5	1
Civil Support	VS	291	430	430	222	208
<b>Adult Total</b>		<b>972</b>	<b>2,311</b>	<b>2,311</b>	<b>868</b>	<b>1,443</b>
<b><u>Juvenile</u></b>						
Abuse or Neglect	AN	3	17	17	4	13
Non-Family Abuse Prot Order	AP	0	1	1	1	-
Capias	CA	7	26	26	12	14
Child in Need of Services	CS	6	22	22	2	20
Custody Visitation	CV	453	901	901	461	440
Felony	DF	44	260	260	43	217
Misdemeanor	DM	104	485	485	100	385
Foster Care Review	FC	5	7	7	4	3
Initial Foster Care	IF	3	4	4	2	2
Motion - Prot Order	MP	0	1	1	1	-
Protective Order	PC	4	4	4	0	4
Permanency	PH	5	8	8	2	6
Petition	PT	11	15	15	7	8
Child at Risk	RI	1	1	1	0	1
Show Cause	SC	24	83	83	24	59
Status	ST	12	25	25	7	18
Traffic	T	55	88	100	60	40
Term Parental Rights	TP	0	6	6	6	-
Truancy	TR	1	54	54	12	42
<b>Juvenile Total</b>		<b>738</b>	<b>2,008</b>	<b>2,020</b>	<b>748</b>	<b>1,272</b>
<b>Henrico Totals</b>		<b>1,710</b>	<b>4,319</b>	<b>4,331</b>	<b>1,616</b>	<b>2,715</b>



Filings by Court & Division

		<u>Henrico</u>		
<b>A</b>	Civil Support	2,449	13.6%	
	Show Cause	2,300	12.7%	
	Adult Misdemeanor	1,708	9.5%	
	Capias	1,026	5.7%	
	Adult Felony	713	3.9%	
	Family Abuse - Prot Order	644	3.6%	
	Motion - Prot Order	150	0.8%	
	Remand Support	63	0.3%	
	SL/Other	34	0.2%	
	Non-Family Abuse Prot Order	29	0.2%	
	Other	9	0.0%	
	Bond Forfeiture	8	0.0%	
	Violation of PO	7	0.0%	
	Violation Fam Abuse PO	3	0.0%	
	Protective Order	2	0.0%	
	Criminal Support	1	0.0%	
	<b>Total</b>		9,146	51%
<b>J</b>	Custody Visitation	5,567	30.8%	
	Delinquency	1,625	9.0%	
	Traffic	617	3.4%	
	Show Cause	273	1.5%	
	Truancy	97	0.5%	
	Foster Care Review	94	0.5%	
	Status Offense/Other	89	0.5%	
	Permanency	83	0.5%	
	Paternity	77	0.4%	
	Remand Custody	68	0.4%	
	Remand Visitation	61	0.3%	
	Child in Need of Services	56	0.3%	
	Capias	54	0.3%	
	Abuse or Neglect	51	0.3%	
	Initial Foster Care	31	0.2%	
	Non-Family Abuse Prot Order	25	0.1%	
	Term Parental Rights	24	0.1%	
	Family Abuse - Prot Order	4	0.0%	
	Protective Order	4	0.0%	
	Voluntary Continuing Services Agre	4	0.0%	
	Custody Relief	3	0.0%	
	Juv Support	2	0.0%	
	Motion - Prot Order	2	0.0%	
	Child at Risk	1	0.0%	
	Entrustment	1	0.0%	
	<b>Total</b>		8,913	49%
	<b>Total</b>		18,059	100%

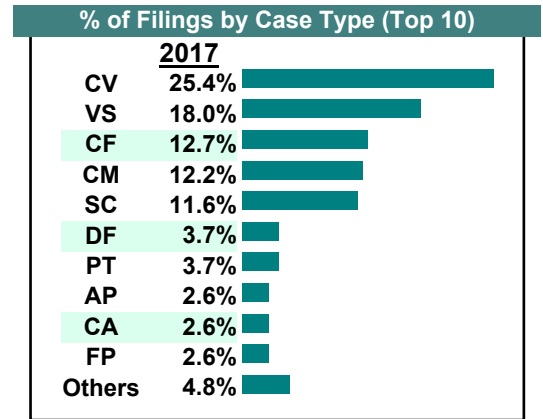
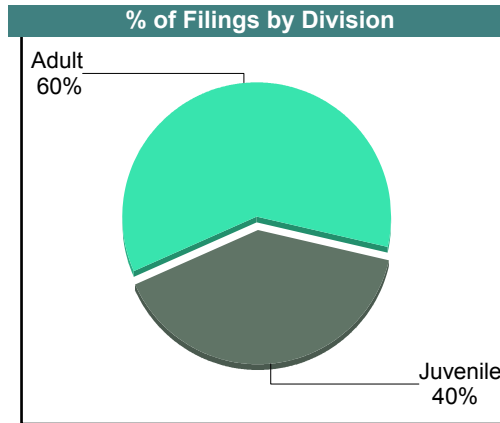

**CASELOAD STATISTICS OF THE JUVENILE & DOMESTIC RELATIONS COURTS**

December 2017

**Caroline**

District: 15

		<u>Filings</u>	<u>Hearings</u>	<u>Transactions</u>	<u>Concluded</u>	<u>Cont</u>
<b>Adult</b>						
Capias	CA	5	17	17	6	11
Felony	CF	24	45	45	17	28
Misdemeanor	CM	23	52	52	22	30
Family Abuse - Prot Order	FP	5	18	18	6	12
Motion - Prot Order	MP	1	1	1	1	-
Show Cause	SC	21	43	43	14	28
SL/Other	SL	1	3	3	2	1
Civil Support	VS	34	57	57	33	24
<b>Adult Total</b>		<b>114</b>	<b>236</b>	<b>236</b>	<b>101</b>	<b>134</b>
<b>Juvenile</b>						
Non-Family Abuse Prot Order	AP	5	9	9	5	4
Capias	CA	0	1	1	0	1
Child in Need of Services	CS	1	3	3	1	2
Custody Visitation	CV	48	114	114	56	58
Felony	DF	7	16	16	3	13
Misdemeanor	DM	3	10	10	3	7
Petition	PT	7	10	10	5	5
Show Cause	SC	1	4	4	1	3
Status	ST	0	1	1	1	-
Traffic	T	3	3	4	3	1
Truancy	TR	0	2	2	1	1
<b>Juvenile Total</b>		<b>75</b>	<b>173</b>	<b>174</b>	<b>79</b>	<b>95</b>
<b>Caroline Totals</b>		<b>189</b>	<b>409</b>	<b>410</b>	<b>180</b>	<b>229</b>



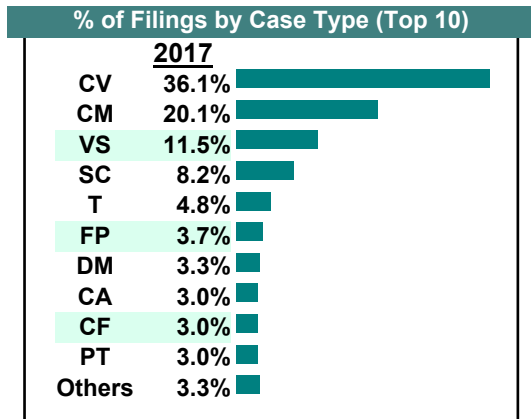
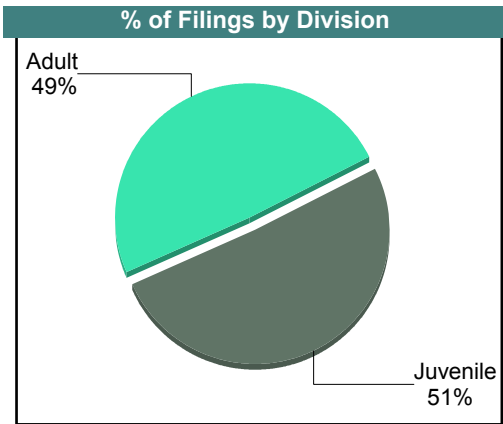

CASELOAD STATISTICS OF THE JUVENILE & DOMESTIC RELATIONS COURTS

Caroline

District: 15

November 2017

		<u>Filings</u>	<u>Hearings</u>	<u>Transactions</u>	<u>Concluded</u>	<u>Cont</u>
<b>Adult</b>						
Non-Family Abuse Prot Order	AP	0	2	2	1	1
Capias	CA	7	22	22	7	15
Felony	CF	8	95	95	67	28
Misdemeanor	CM	54	112	112	40	72
Family Abuse - Prot Order	FP	10	18	18	4	14
Show Cause	SC	21	57	57	21	36
SL/Other	SL	1	2	2	1	1
Civil Support	VS	31	51	51	20	31
<b>Adult Total</b>		<b>132</b>	<b>359</b>	<b>359</b>	<b>161</b>	<b>198</b>
<b>Juvenile</b>						
Non-Family Abuse Prot Order	AP	1	3	3	2	1
Capias	CA	1	1	1	0	1
Child in Need of Services	CS	3	4	4	3	1
Custody Visitation	CV	97	196	196	90	106
Felony	DF	0	16	16	9	7
Misdemeanor	DM	9	27	27	14	13
Foster Care Review	FC	1	1	1	1	-
Family Abuse - Prot Order	FP	0	2	2	2	-
Permanency	PH	2	2	2	2	-
Petition	PT	8	11	11	7	4
Show Cause	SC	1	2	2	1	1
Traffic	T	13	16	17	8	9
Truancy	TR	1	3	3	0	3
<b>Juvenile Total</b>		<b>137</b>	<b>284</b>	<b>285</b>	<b>139</b>	<b>146</b>
<b>Caroline Totals</b>		<b>269</b>	<b>643</b>	<b>644</b>	<b>300</b>	<b>344</b>



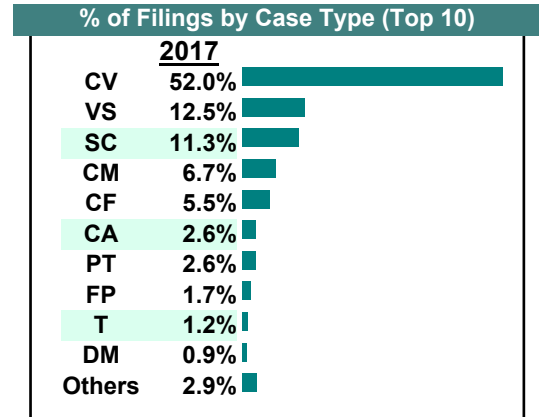
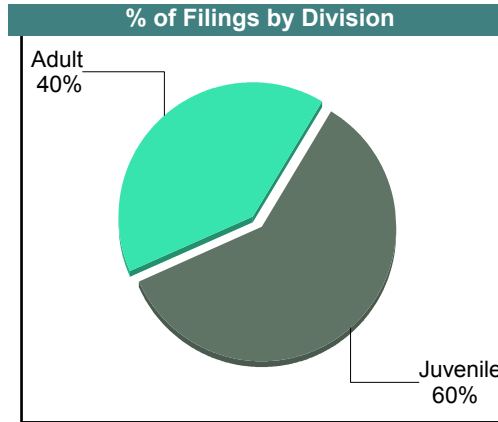

# CASELOAD STATISTICS OF THE JUVENILE & DOMESTIC RELATIONS COURTS

October 2017

Caroline

District: 15

		<u>Filings</u>	<u>Hearings</u>	<u>Transactions</u>	<u>Concluded</u>	<u>Cont</u>
<b>Adult</b>						
Non-Family Abuse Prot Order	AP	0	2	2	0	2
Capias	CA	9	32	32	17	15
Felony	CF	19	94	94	37	57
Misdemeanor	CM	23	93	93	35	58
Family Abuse - Prot Order	FP	5	18	18	8	10
Motion - Prot Order	MP	1	1	1	1	-
Show Cause	SC	38	64	64	23	41
SL/Other	SL	1	2	2	2	-
Civil Support	VS	43	66	66	34	32
<b>Adult Total</b>		<b>139</b>	<b>372</b>	<b>372</b>	<b>157</b>	<b>215</b>
<b>Juvenile</b>						
Capias	CA	0	1	1	0	1
Child in Need of Services	CS	1	8	8	4	4
Custody Visitation	CV	179	239	239	139	100
Felony	DF	0	34	34	12	22
Misdemeanor	DM	3	20	20	12	8
Family Abuse - Prot Order	FP	1	1	1	0	1
Permanency	PH	3	3	3	3	-
Petition	PT	9	12	12	8	4
Show Cause	SC	1	3	3	0	3
Status	ST	3	6	6	3	3
Traffic	T	4	8	10	5	5
Truancy	TR	1	3	3	2	1
<b>Juvenile Total</b>		<b>205</b>	<b>338</b>	<b>340</b>	<b>188</b>	<b>152</b>
<b>Caroline Totals</b>		<b>344</b>	<b>710</b>	<b>712</b>	<b>345</b>	<b>367</b>



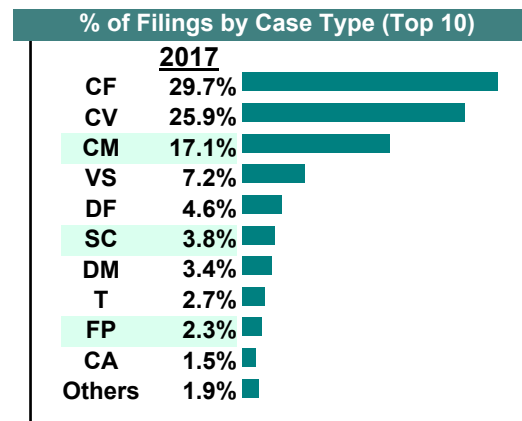
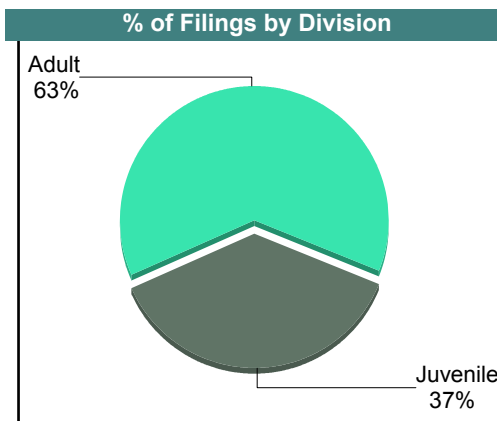

**CASELOAD STATISTICS OF THE JUVENILE & DOMESTIC RELATIONS COURTS**

September 2017

**Caroline**

District: 15

		<u>Filings</u>	<u>Hearings</u>	<u>Transactions</u>	<u>Concluded</u>	<u>Cont</u>
<b><u>Adult</u></b>						
Non-Family Abuse Prot Order	AP	3	6	6	1	5
Capias	CA	4	33	33	13	20
Felony	CF	78	229	229	8	221
Misdemeanor	CM	45	139	139	41	98
Family Abuse - Prot Order	FP	6	12	12	6	6
Motion - Prot Order	MP	1	1	1	1	-
Show Cause	SC	9	50	50	28	22
SL/Other	SL	0	1	1	0	1
Civil Support	VS	19	39	39	18	21
<b>Adult Total</b>		<b>165</b>	<b>510</b>	<b>510</b>	<b>116</b>	<b>394</b>
<b><u>Juvenile</u></b>						
Capias	CA	0	1	1	0	1
Child in Need of Services	CS	1	3	3	1	2
Custody Visitation	CV	68	153	153	104	49
Felony	DF	12	35	35	0	35
Misdemeanor	DM	9	19	20	7	13
Protective Order	PC	0	1	1	1	-
Petition	PT	0	2	2	1	1
Show Cause	SC	1	4	4	0	4
Status	ST	0	1	1	0	1
Traffic	T	7	13	14	7	7
Truancy	TR	0	3	3	0	3
<b>Juvenile Total</b>		<b>98</b>	<b>235</b>	<b>237</b>	<b>121</b>	<b>116</b>
<b>Caroline Totals</b>		<b>263</b>	<b>745</b>	<b>747</b>	<b>237</b>	<b>510</b>



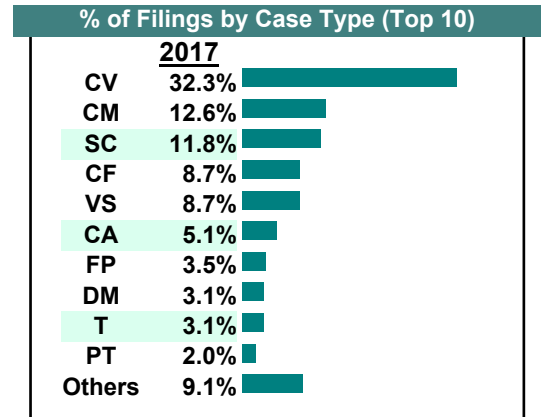
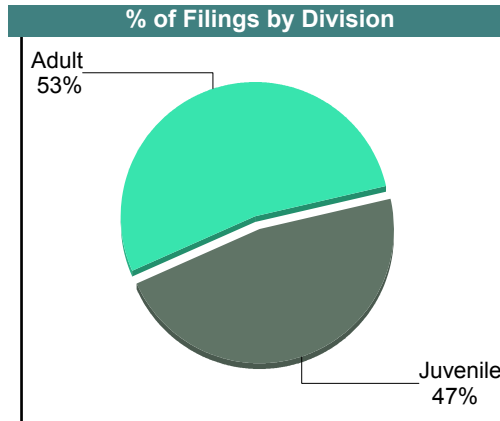
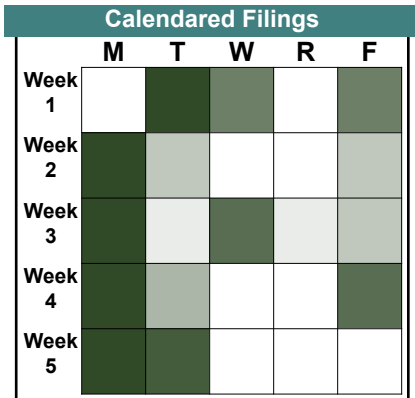
**CASELOAD STATISTICS OF THE JUVENILE & DOMESTIC RELATIONS COURTS**

**Caroline**

District: 15

August 2017

		<u>Filings</u>	<u>Hearings</u>	<u>Transactions</u>	<u>Concluded</u>	<u>Cont</u>
<b>Adult</b>						
Non-Family Abuse Prot Order	AP	1	1	1	0	1
Capias	CA	13	32	32	7	25
Felony	CF	22	57	57	22	35
Misdemeanor	CM	32	69	69	19	50
Crim Support	CS	0	1	1	0	1
Family Abuse - Prot Order	FP	9	19	19	9	10
Motion - Prot Order	MP	0	2	2	2	-
Protective Order	PC	1	2	2	0	2
Remand Support	RS	2	2	2	2	-
Show Cause	SC	30	68	68	21	47
SL/Other	SL	3	3	3	1	2
Civil Support	VS	22	43	43	25	18
<b>Adult Total</b>		<b>135</b>	<b>299</b>	<b>299</b>	<b>108</b>	<b>191</b>
<b>Juvenile</b>						
Child in Need of Services	CS	4	10	10	3	7
Custody Visitation	CV	82	144	144	54	90
Felony	DF	4	11	11	1	10
Misdemeanor	DM	8	19	19	6	13
Foster Care Review	FC	4	5	5	3	2
Petition	PT	5	6	6	3	3
Remand Custody	RC	2	2	2	2	-
Remand Visitation	RV	2	2	2	2	-
Show Cause	SC	0	1	1	1	-
Traffic	T	8	10	10	4	6
Term Parental Rights	TP	0	2	2	2	-
Truancy	TR	0	2	2	1	1
<b>Juvenile Total</b>		<b>119</b>	<b>214</b>	<b>214</b>	<b>82</b>	<b>132</b>
<b>Caroline Totals</b>		<b>254</b>	<b>513</b>	<b>513</b>	<b>190</b>	<b>323</b>



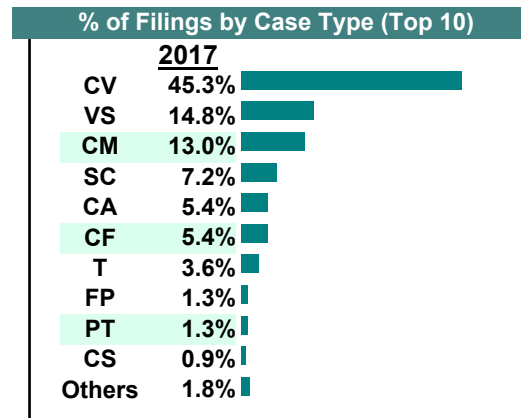
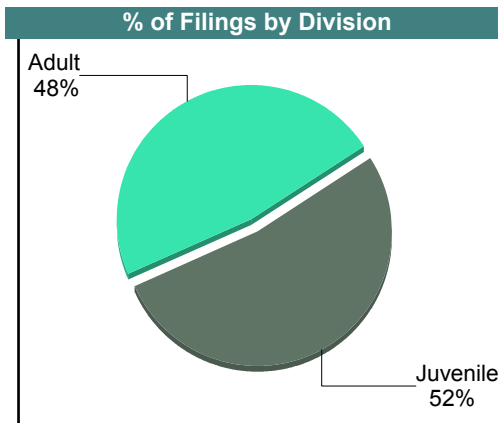

**CASELOAD STATISTICS OF THE JUVENILE & DOMESTIC RELATIONS COURTS**

July 2017

**Caroline**

District: 15

		<u>Filings</u>	<u>Hearings</u>	<u>Transactions</u>	<u>Concluded</u>	<u>Cont</u>
<b><u>Adult</u></b>						
Capias	CA	11	33	33	9	24
Felony	CF	12	48	48	8	40
Misdemeanor	CM	29	78	78	21	57
Family Abuse - Prot Order	FP	3	5	5	2	3
Motion - Prot Order	MP	2	3	3	2	1
Show Cause	SC	15	34	34	12	22
SL/Other	SL	1	1	1	1	-
Civil Support	VS	33	59	59	28	31
<b>Adult Total</b>		<b>106</b>	<b>261</b>	<b>261</b>	<b>83</b>	<b>178</b>
<b><u>Juvenile</u></b>						
Capias	CA	1	1	1	0	1
Child in Need of Services	CS	2	5	5	2	3
Custody Visitation	CV	101	174	174	92	82
Felony	DF	0	8	8	2	6
Misdemeanor	DM	0	20	20	11	9
Family Abuse - Prot Order	FP	0	1	1	0	1
Petition	PT	3	6	6	3	3
Violation of PO	PV	1	1	1	1	-
Show Cause	SC	1	4	4	2	2
Traffic	T	8	11	12	10	2
Truancy	TR	0	1	1	0	1
<b>Juvenile Total</b>		<b>117</b>	<b>232</b>	<b>233</b>	<b>123</b>	<b>110</b>
<b>Caroline Totals</b>		<b>223</b>	<b>493</b>	<b>494</b>	<b>206</b>	<b>288</b>





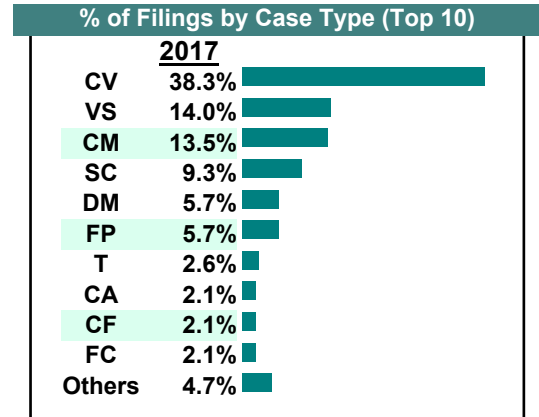
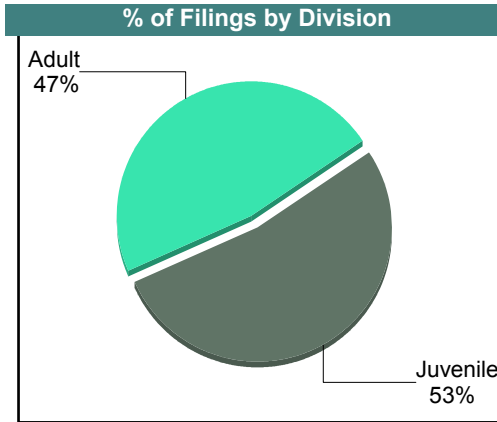

# CASELOAD STATISTICS OF THE JUVENILE & DOMESTIC RELATIONS COURTS

June 2017

Caroline

District: 15

		<u>Filings</u>	<u>Hearings</u>	<u>Transactions</u>	<u>Concluded</u>	<u>Cont</u>
<b><u>Adult</u></b>						
Capias	CA	4	21	21	5	16
Felony	CF	4	42	42	27	15
Misdemeanor	CM	26	89	89	45	44
Family Abuse - Prot Order	FP	10	25	25	12	13
Motion - Prot Order	MP	1	1	1	0	1
Violation of PO	PV	1	1	1	1	-
Show Cause	SC	17	44	44	16	28
SL/Other	SL	1	1	1	1	-
Civil Support	VS	27	55	55	40	15
<b>Adult Total</b>		<b>91</b>	<b>279</b>	<b>279</b>	<b>147</b>	<b>132</b>
<b><u>Juvenile</u></b>						
Abuse or Neglect	AN	0	3	3	3	-
Child in Need of Services	CS	1	6	6	1	5
Custody Visitation	CV	74	170	170	102	68
Felony	DF	2	5	5	2	3
Misdemeanor	DM	11	27	27	10	17
Emancipation	EP	1	1	1	1	-
Foster Care Review	FC	4	4	4	3	1
Family Abuse - Prot Order	FP	1	2	2	1	1
Petition	PT	1	7	7	6	1
Show Cause	SC	1	1	1	0	1
Traffic	T	5	10	10	7	3
Truancy	TR	1	3	3	0	3
<b>Juvenile Total</b>		<b>102</b>	<b>239</b>	<b>239</b>	<b>136</b>	<b>103</b>
<b>Caroline Totals</b>		<b>193</b>	<b>518</b>	<b>518</b>	<b>283</b>	<b>235</b>



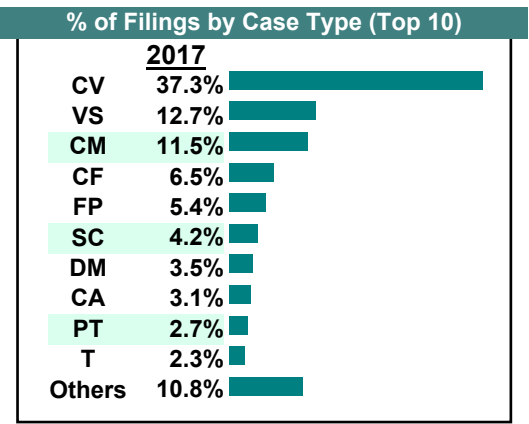
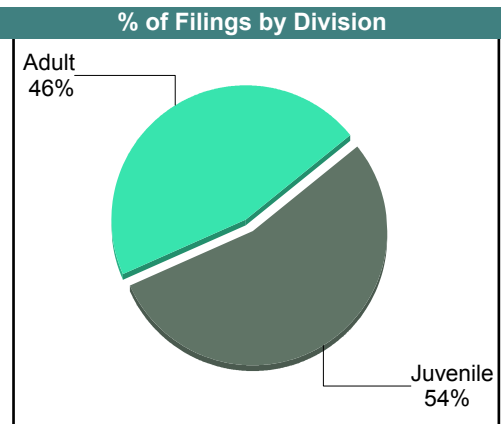

**CASELOAD STATISTICS OF THE JUVENILE & DOMESTIC RELATIONS COURTS**

**Caroline**

District: 15

May 2017

		<u>Filings</u>	<u>Hearings</u>	<u>Transactions</u>	<u>Concluded</u>	<u>Cont</u>
<b><u>Adult</u></b>						
Capias	CA	8	21	21	9	12
Felony	CF	17	84	84	11	73
Misdemeanor	CM	30	89	89	30	59
Crim Support	CS	1	1	1	0	1
Family Abuse - Prot Order	FP	14	36	36	20	16
Motion - Prot Order	MP	2	3	3	2	1
Violation of PO	PV	1	1	1	1	-
Remand Support	RS	1	1	1	1	-
Show Cause	SC	11	39	39	18	21
SL/Other	SL	1	1	1	1	-
Civil Support	VS	33	52	52	34	18
<b>Adult Total</b>		<b>119</b>	<b>328</b>	<b>328</b>	<b>127</b>	<b>201</b>
<b><u>Juvenile</u></b>						
Abuse or Neglect	AN	0	2	2	2	-
Non-Family Abuse Prot Order	AP	0	3	3	2	1
Capias	CA	0	1	1	1	-
Child in Need of Services	CS	2	8	8	0	8
Custody Visitation	CV	97	223	223	139	84
Felony	DF	0	15	15	4	11
Misdemeanor	DM	9	30	30	5	25
Permanency	PH	4	4	4	4	-
Petition	PT	7	7	7	4	3
Remand Custody	RC	4	4	4	4	-
Remand Visitation	RV	4	4	4	4	-
Show Cause	SC	0	1	1	0	1
Status	ST	2	3	3	2	1
Traffic	T	6	4	6	5	1
Term Parental Rights	TP	4	4	4	2	2
Truancy	TR	1	1	1	0	1
Voluntary Continuing Services Agreement	VA	1	1	1	1	-
<b>Juvenile Total</b>		<b>141</b>	<b>315</b>	<b>317</b>	<b>179</b>	<b>138</b>
<b>Caroline Totals</b>		<b>260</b>	<b>643</b>	<b>645</b>	<b>306</b>	<b>339</b>



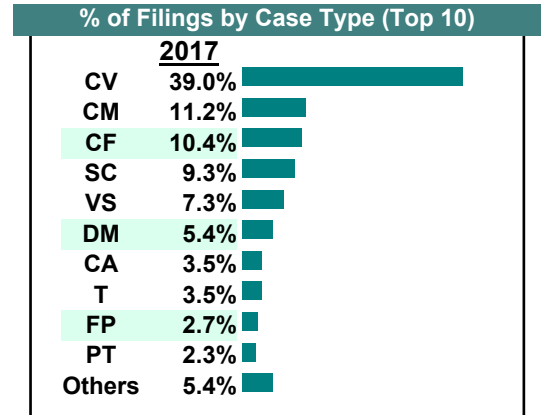
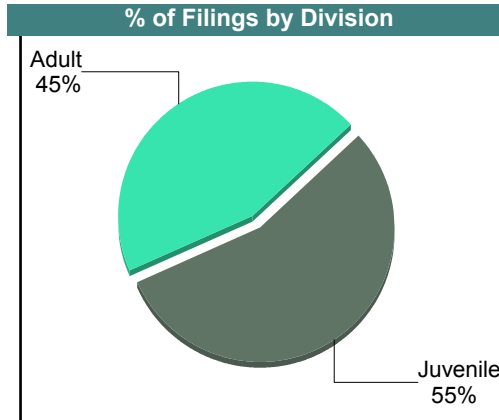
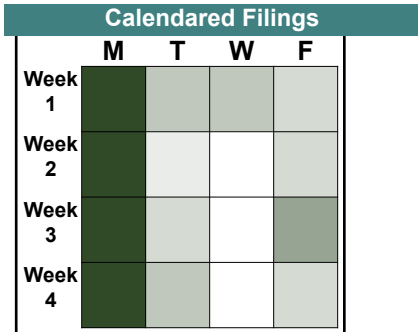
**CASELOAD STATISTICS OF THE JUVENILE & DOMESTIC RELATIONS COURTS**

**Caroline**

District: 15

April 2017

		<u>Filings</u>	<u>Hearings</u>	<u>Transactions</u>	<u>Concluded</u>	<u>Cont</u>
<b><u>Adult</u></b>						
Capias	CA	8	22	22	9	13
Felony	CF	27	55	55	10	45
Misdemeanor	CM	29	83	83	28	55
Family Abuse - Prot Order	FP	7	27	27	10	17
Motion - Prot Order	MP	2	2	2	1	1
Show Cause	SC	23	44	44	17	27
SL/Other	SL	1	2	2	2	-
Civil Support	VS	19	42	42	11	31
<b>Adult Total</b>		<b>116</b>	<b>277</b>	<b>277</b>	<b>88</b>	<b>189</b>
<b><u>Juvenile</u></b>						
Abuse or Neglect	AN	0	2	2	1	1
Non-Family Abuse Prot Order	AP	0	5	5	1	4
Capias	CA	1	2	2	0	2
Child in Need of Services	CS	4	5	5	0	5
Custody Visitation	CV	101	138	138	50	88
Felony	DF	3	26	26	2	24
Misdemeanor	DM	14	27	27	3	24
Permanency	PH	0	3	3	3	-
Petition	PT	6	6	6	0	6
Show Cause	SC	1	2	2	0	2
Traffic	T	9	11	14	7	7
Term Parental Rights	TP	4	6	6	6	-
Truancy	TR	0	2	2	0	2
<b>Juvenile Total</b>		<b>143</b>	<b>235</b>	<b>238</b>	<b>73</b>	<b>165</b>
<b>Caroline Totals</b>		<b>259</b>	<b>512</b>	<b>515</b>	<b>161</b>	<b>354</b>



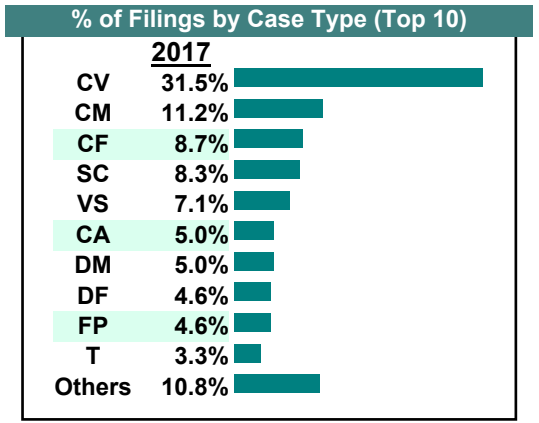
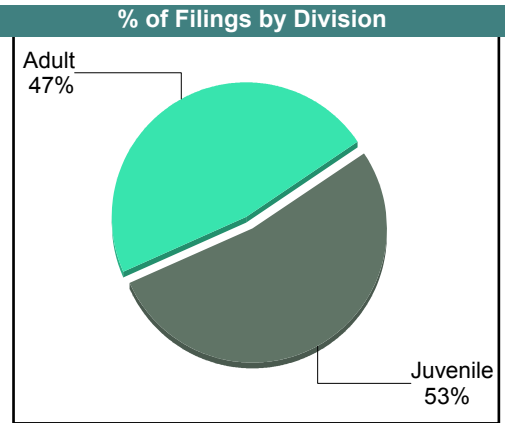

# CASELOAD STATISTICS OF THE JUVENILE & DOMESTIC RELATIONS COURTS

Caroline

District: 15

March 2017

		<u>Filings</u>	<u>Hearings</u>	<u>Transactions</u>	<u>Concluded</u>	<u>Cont</u>
<b>Adult</b>						
Capias	CA	12	32	32	10	22
Felony	CF	21	45	45	9	36
Misdemeanor	CM	27	77	77	17	60
Family Abuse - Prot Order	FP	10	19	19	5	14
Motion - Prot Order	MP	2	2	2	2	-
Remand Support	RS	3	3	3	3	-
Show Cause	SC	20	54	54	14	40
SL/Other	SL	2	2	2	1	1
Civil Support	VS	17	39	39	22	17
<b>Adult Total</b>		<b>114</b>	<b>273</b>	<b>273</b>	<b>83</b>	<b>190</b>
<b>Juvenile</b>						
Abuse or Neglect	AN	4	9	9	0	9
Non-Family Abuse Prot Order	AP	5	6	6	2	4
Child in Need of Services	CS	0	6	6	3	3
Custody Visitation	CV	76	170	170	90	80
Felony	DF	11	16	16	0	16
Misdemeanor	DM	12	22	22	8	14
Family Abuse - Prot Order	FP	1	1	1	0	1
Protective Order	PC	0	1	1	0	1
Permanency	PH	2	6	6	5	1
Petition	PT	1	2	2	2	-
Show Cause	SC	0	1	1	1	-
Status	ST	0	2	2	2	-
Traffic	T	8	9	9	5	4
Term Parental Rights	TP	6	9	9	7	2
Truancy	TR	1	5	5	1	4
<b>Juvenile Total</b>		<b>127</b>	<b>265</b>	<b>265</b>	<b>126</b>	<b>139</b>
<b>Caroline Totals</b>		<b>241</b>	<b>538</b>	<b>538</b>	<b>209</b>	<b>329</b>



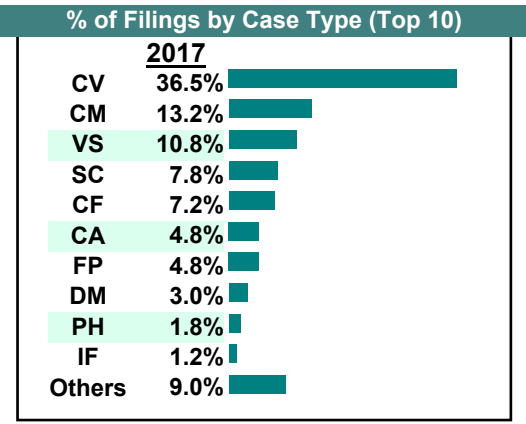
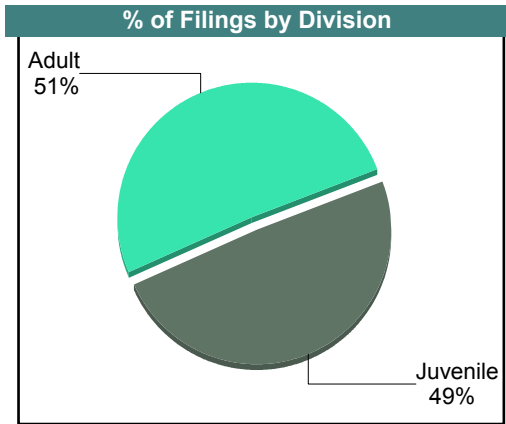

**CASELOAD STATISTICS OF THE JUVENILE & DOMESTIC RELATIONS COURTS**

February 2017

**Caroline**

District: 15

		<u>Filings</u>	<u>Hearings</u>	<u>Transactions</u>	<u>Concluded</u>	<u>Cont</u>
<b><u>Adult</u></b>						
Capias	CA	8	27	27	9	18
Felony	CF	12	42	42	19	23
Misdemeanor	CM	22	71	71	30	41
Family Abuse - Prot Order	FP	8	21	21	9	12
Motion - Prot Order	MP	2	2	2	2	-
Violation of PO	PV	2	2	2	2	-
Show Cause	SC	12	34	34	7	27
SL/Other	SL	1	2	2	2	-
Civil Support	VS	18	44	44	25	19
<b>Adult Total</b>		<b>85</b>	<b>245</b>	<b>245</b>	<b>105</b>	<b>140</b>
<b><u>Juvenile</u></b>						
Non-Family Abuse Prot Order	AP	1	1	1	0	1
Child in Need of Services	CS	0	3	3	0	3
Custody Visitation	CV	61	150	150	63	87
Felony	DF	1	7	7	4	3
Misdemeanor	DM	5	19	19	9	10
Initial Foster Care	IF	2	2	2	2	-
Protective Order	PC	1	1	1	0	1
Permanency	PH	3	6	6	0	6
Petition	PT	1	1	1	0	1
Show Cause	SC	1	1	1	0	1
Traffic	T	2	3	4	4	-
Term Parental Rights	TP	2	4	4	1	3
Truancy	TR	2	2	2	0	2
<b>Juvenile Total</b>		<b>82</b>	<b>200</b>	<b>201</b>	<b>83</b>	<b>118</b>
<b>Caroline Totals</b>		<b>167</b>	<b>445</b>	<b>446</b>	<b>188</b>	<b>258</b>



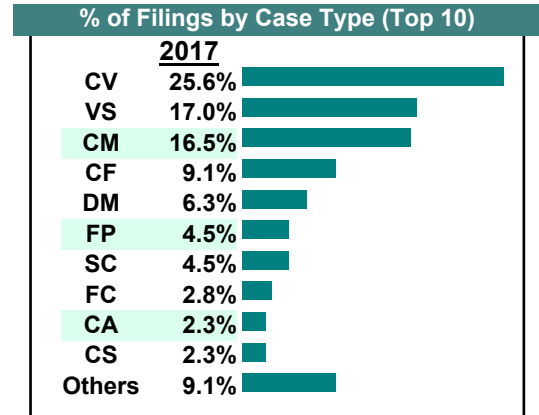
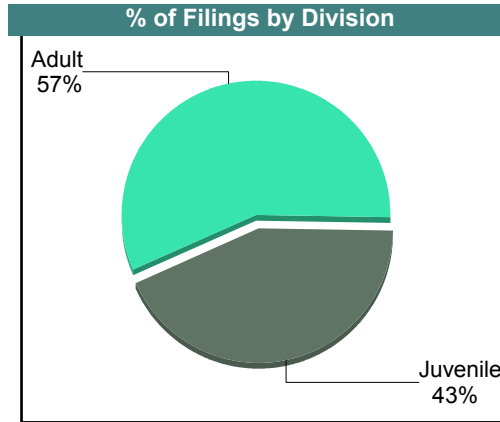

**CASELOAD STATISTICS OF THE JUVENILE & DOMESTIC RELATIONS COURTS**

January 2017

**Caroline**

District: 15

		<u>Filings</u>	<u>Hearings</u>	<u>Transactions</u>	<u>Concluded</u>	<u>Cont</u>
<b><u>Adult</u></b>						
Capias	CA	4	13	13	0	13
Felony	CF	16	37	37	22	15
Misdemeanor	CM	29	70	70	30	40
Crim Support	CS	1	1	1	1	-
Family Abuse - Prot Order	FP	8	21	21	7	14
Motion - Prot Order	MP	2	2	2	2	-
Other	OT	0	1	1	1	-
Violation of PO	PV	2	2	2	2	-
Show Cause	SC	8	32	32	10	22
Civil Support	VS	30	51	51	26	25
<b>Adult Total</b>		<b>100</b>	<b>230</b>	<b>230</b>	<b>101</b>	<b>129</b>
<b><u>Juvenile</u></b>						
Abuse or Neglect	AN	0	8	8	0	8
Child in Need of Services	CS	3	4	4	0	4
Custody Visitation	CV	45	116	116	46	70
Felony	DF	4	27	27	9	18
Misdemeanor	DM	11	22	22	8	14
Foster Care Review	FC	5	5	5	5	-
Permanency	PH	3	3	3	0	3
Status	ST	0	1	1	0	1
Traffic	T	2	8	8	5	3
Term Parental Rights	TP	2	2	2	0	2
Voluntary Continuing Services Agreement	VA	1	1	1	1	-
<b>Juvenile Total</b>		<b>76</b>	<b>197</b>	<b>197</b>	<b>74</b>	<b>123</b>
<b>Caroline Totals</b>		<b>176</b>	<b>427</b>	<b>427</b>	<b>175</b>	<b>252</b>

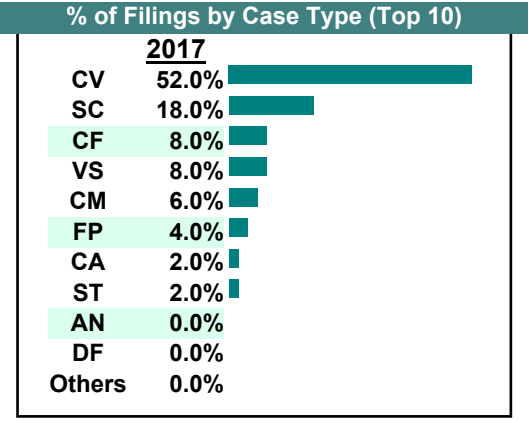
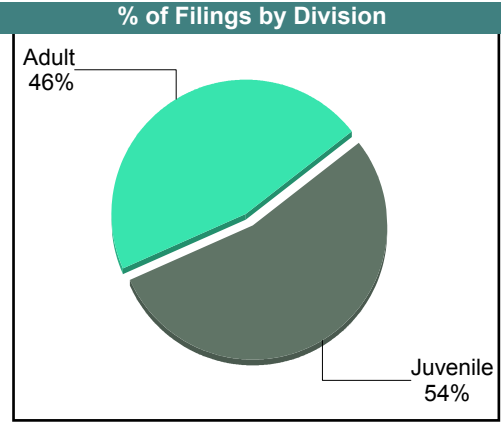



**CASELOAD STATISTICS OF THE JUVENILE & DOMESTIC RELATIONS COURTS**

**December 2017**

**Essex**  
District: 15

		<u>Filings</u>	<u>Hearings</u>	<u>Transactions</u>	<u>Concluded</u>	<u>Cont</u>
<b><u>Adult</u></b>						
Capias	CA	1	4	4	1	3
Felony	CF	4	7	7	1	6
Misdemeanor	CM	3	12	12	3	9
Family Abuse - Prot Order	FP	2	6	6	1	5
Show Cause	SC	9	25	25	7	18
SL/Other	SL	0	1	1	1	-
Civil Support	VS	4	12	12	7	5
<b>Adult Total</b>		<b>23</b>	<b>67</b>	<b>67</b>	<b>21</b>	<b>46</b>
<b><u>Juvenile</u></b>						
Abuse or Neglect	AN	0	4	4	2	2
Custody Visitation	CV	26	39	39	29	10
Felony	DF	0	9	9	0	9
Misdemeanor	DM	0	2	2	0	2
Status	ST	1	2	2	0	2
<b>Juvenile Total</b>		<b>27</b>	<b>56</b>	<b>56</b>	<b>31</b>	<b>25</b>
<b>Essex Totals</b>		<b>50</b>	<b>123</b>	<b>123</b>	<b>52</b>	<b>71</b>

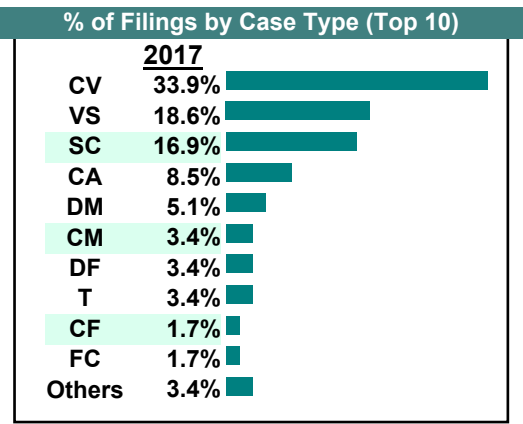
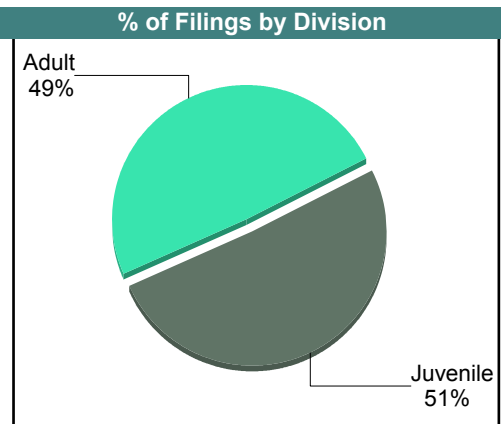
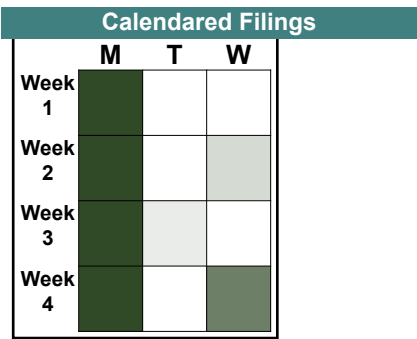


**CASELOAD STATISTICS OF THE JUVENILE & DOMESTIC RELATIONS COURTS**

November 2017

**Essex**  
District: 15

		<u>Filings</u>	<u>Hearings</u>	<u>Transactions</u>	<u>Concluded</u>	<u>Cont</u>
<b><u>Adult</u></b>						
Capias	CA	5	11	11	3	8
Felony	CF	1	9	9	7	2
Misdemeanor	CM	2	11	11	4	7
Family Abuse - Prot Order	FP	0	5	5	3	2
Show Cause	SC	9	26	26	8	18
SL/Other	SL	1	1	1	0	1
Civil Support	VS	11	14	14	7	7
<b>Adult Total</b>		<b>29</b>	<b>77</b>	<b>77</b>	<b>32</b>	<b>45</b>
<b><u>Juvenile</u></b>						
Abuse or Neglect	AN	0	3	3	0	3
Custody Visitation	CV	20	29	29	16	13
Felony	DF	2	10	10	3	7
Misdemeanor	DM	3	10	10	3	7
Foster Care Review	FC	1	1	1	1	-
Motion - Prot Order	MP	0	1	1	0	1
Show Cause	SC	1	1	1	0	1
Status	ST	1	5	5	0	5
Traffic	T	2	3	3	1	2
<b>Juvenile Total</b>		<b>30</b>	<b>63</b>	<b>63</b>	<b>24</b>	<b>39</b>
<b>Essex Totals</b>		<b>59</b>	<b>140</b>	<b>140</b>	<b>56</b>	<b>84</b>





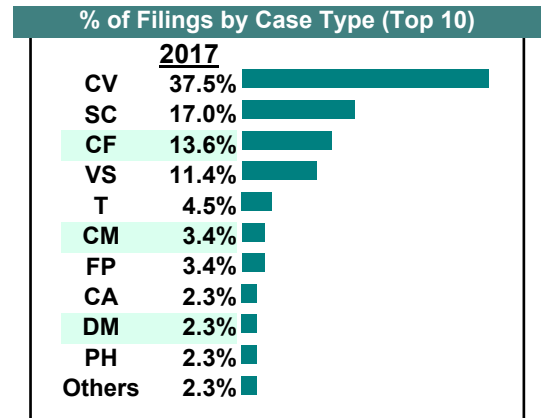
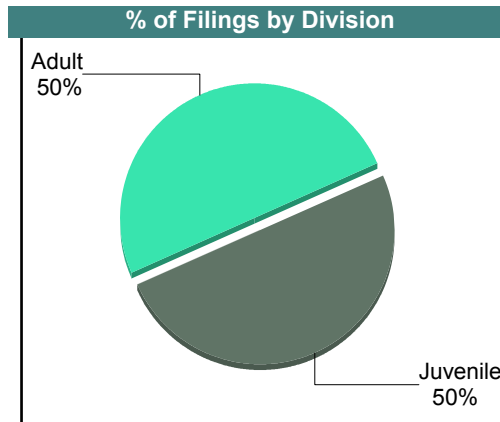
# CASELOAD STATISTICS OF THE JUVENILE & DOMESTIC RELATIONS COURTS

October 2017

**Essex**  
District: 15

		<u>Filings</u>	<u>Hearings</u>	<u>Transactions</u>	<u>Concluded</u>	<u>Cont</u>
<b>Adult</b>						
Non-Family Abuse Prot Order	AP	0	1	1	1	-
Capias	CA	1	5	5	2	3
Felony	CF	12	21	21	14	7
Misdemeanor	CM	3	11	11	5	6
Family Abuse - Prot Order	FP	3	6	6	2	4
Show Cause	SC	15	37	37	8	29
Civil Support	VS	10	13	13	7	6
<b>Adult Total</b>		<b>44</b>	<b>94</b>	<b>94</b>	<b>39</b>	<b>55</b>
<b>Juvenile</b>						
Abuse or Neglect	AN	1	3	3	0	3
Capias	CA	1	2	2	0	2
Child in Need of Services	CS	0	3	3	2	1
Custody Visitation	CV	33	39	39	14	25
Felony	DF	1	10	10	0	10
Misdemeanor	DM	2	5	5	0	5
Permanency	PH	2	2	2	2	-
Show Cause	SC	0	2	2	0	2
Status	ST	0	6	6	2	4
Traffic	T	4	5	6	1	5
<b>Juvenile Total</b>		<b>44</b>	<b>77</b>	<b>78</b>	<b>21</b>	<b>57</b>
<b>Essex Totals</b>		<b>88</b>	<b>171</b>	<b>172</b>	<b>60</b>	<b>112</b>

Calendared Filings					
	M	T	W	R	F
Week 1	■	■		■	■
Week 2				■	
Week 3	■				
Week 4	■				
Week 5					

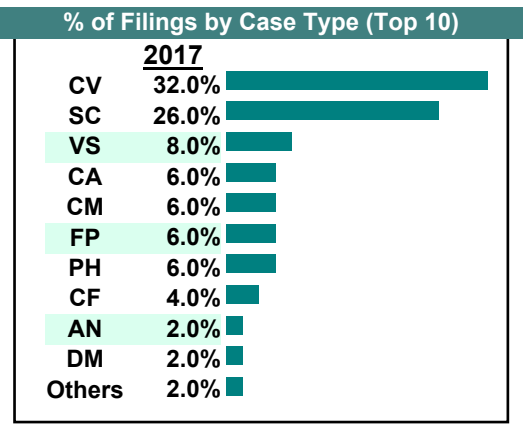
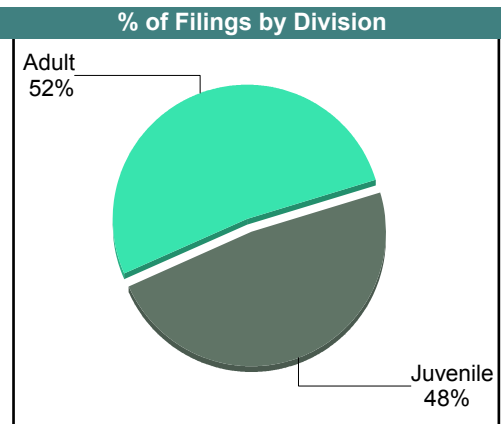
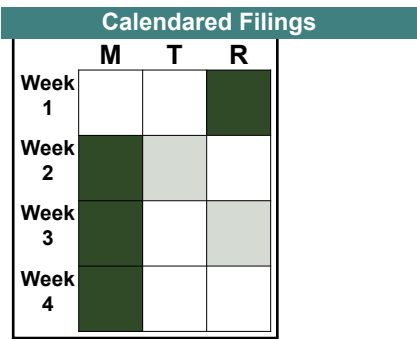


**CASELOAD STATISTICS OF THE JUVENILE & DOMESTIC RELATIONS COURTS**

September 2017

**Essex**  
District: 15

		<u>Filings</u>	<u>Hearings</u>	<u>Transactions</u>	<u>Concluded</u>	<u>Cont</u>
<b><u>Adult</u></b>						
Capias	CA	3	9	9	7	2
Felony	CF	2	8	8	4	4
Misdemeanor	CM	3	12	12	6	6
Family Abuse - Prot Order	FP	3	6	6	2	4
Show Cause	SC	11	27	27	14	13
Civil Support	VS	4	7	7	6	1
<b>Adult Total</b>		<b>26</b>	<b>69</b>	<b>69</b>	<b>39</b>	<b>30</b>
<b><u>Juvenile</u></b>						
Abuse or Neglect	AN	1	1	1	0	1
Custody Visitation	CV	16	35	35	19	16
Felony	DF	0	6	6	2	4
Misdemeanor	DM	1	6	6	3	3
Foster Care Review	FC	1	1	1	1	-
Permanency	PH	3	3	3	1	2
Child at Risk	RI	0	3	3	3	-
Show Cause	SC	2	2	2	0	2
Status	ST	0	4	4	0	4
Traffic	T	0	2	2	2	-
<b>Juvenile Total</b>		<b>24</b>	<b>63</b>	<b>63</b>	<b>31</b>	<b>32</b>
<b>Essex Totals</b>		<b>50</b>	<b>132</b>	<b>132</b>	<b>70</b>	<b>62</b>



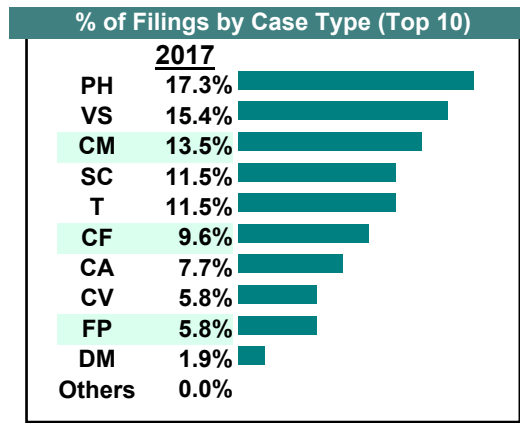
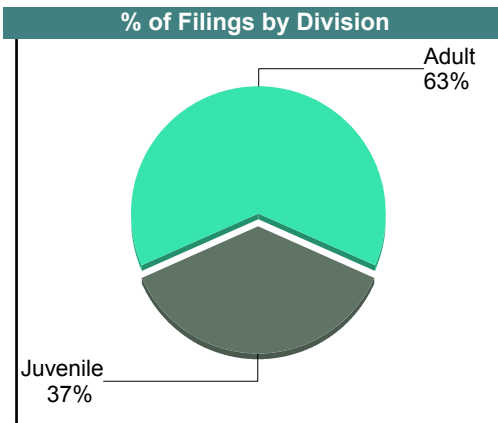
**CASELOAD STATISTICS OF THE JUVENILE & DOMESTIC RELATIONS COURTS**

**August 2017**

**Essex**  
District: 15

		<u>Filings</u>	<u>Hearings</u>	<u>Transactions</u>	<u>Concluded</u>	<u>Cont</u>
<b><u>Adult</u></b>						
Capias	CA	4	15	15	7	8
Felony	CF	5	12	12	5	7
Misdemeanor	CM	7	24	24	8	16
Family Abuse - Prot Order	FP	3	8	8	4	4
Show Cause	SC	6	16	16	5	11
Civil Support	VS	8	16	16	10	6
<b>Adult Total</b>		<b>33</b>	<b>91</b>	<b>91</b>	<b>39</b>	<b>52</b>
<b><u>Juvenile</u></b>						
Abuse or Neglect	AN	0	2	2	0	2
Custody Visitation	CV	3	13	13	7	6
Felony	DF	0	15	15	3	12
Misdemeanor	DM	1	5	5	3	2
Permanency	PH	9	9	9	8	1
Status	ST	0	5	5	2	3
Traffic	T	6	7	7	1	6
<b>Juvenile Total</b>		<b>19</b>	<b>56</b>	<b>56</b>	<b>24</b>	<b>32</b>
<b>Essex Totals</b>		<b>52</b>	<b>147</b>	<b>147</b>	<b>63</b>	<b>84</b>

<b>Calendared Filings</b>			
	<b>M</b>	<b>T</b>	<b>R</b>
Week 1			
Week 2			
Week 3			
Week 4			
Week 5			

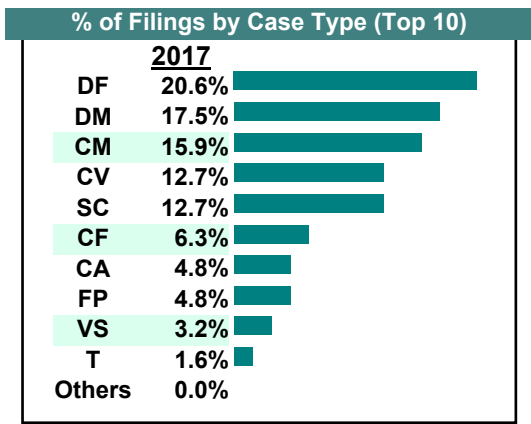
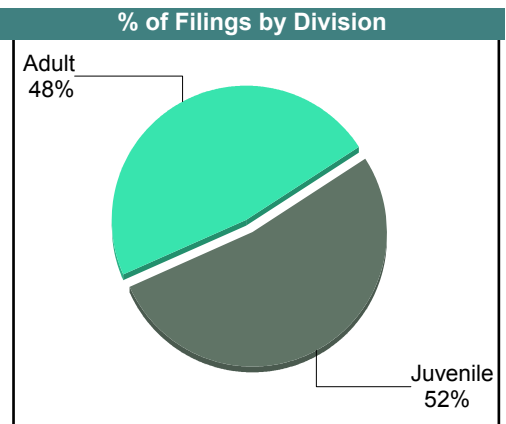
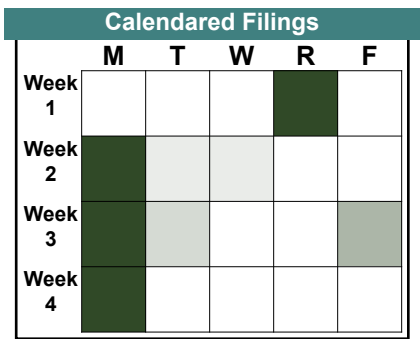


**CASELOAD STATISTICS OF THE JUVENILE & DOMESTIC RELATIONS COURTS**

July 2017

**Essex**  
District: 15

		<u>Filings</u>	<u>Hearings</u>	<u>Transactions</u>	<u>Concluded</u>	<u>Cont</u>
<b>Adult</b>						
Capias	CA	3	12	12	4	8
Felony	CF	4	15	15	6	9
Misdemeanor	CM	10	29	29	16	13
Family Abuse - Prot Order	FP	3	7	7	3	4
Show Cause	SC	8	25	25	8	17
Civil Support	VS	2	10	10	5	5
<b>Adult Total</b>		<b>30</b>	<b>98</b>	<b>98</b>	<b>42</b>	<b>56</b>
<b>Juvenile</b>						
Custody Visitation	CV	8	24	24	22	2
Felony	DF	13	23	23	4	19
Misdemeanor	DM	11	19	19	6	13
Status	ST	0	2	2	0	2
Traffic	T	1	1	1	0	1
<b>Juvenile Total</b>		<b>33</b>	<b>69</b>	<b>69</b>	<b>32</b>	<b>37</b>
<b>Essex Totals</b>		<b>63</b>	<b>167</b>	<b>167</b>	<b>74</b>	<b>93</b>



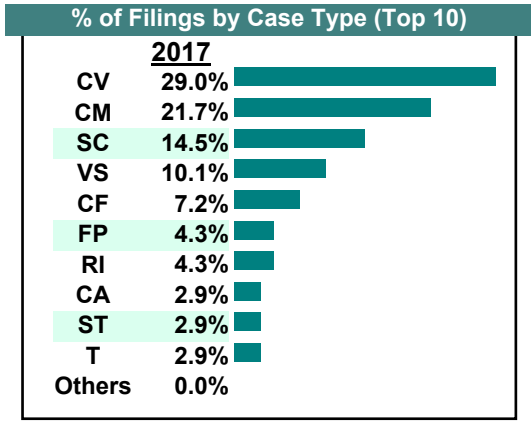
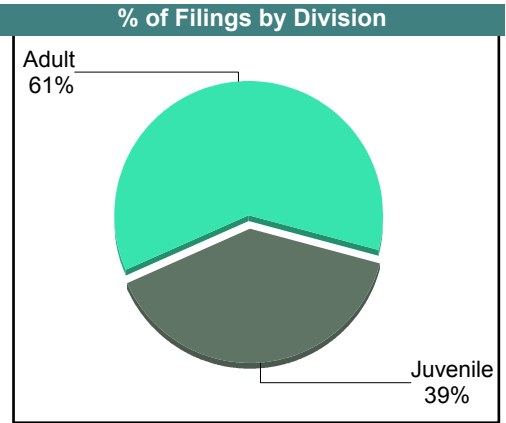
# CASELOAD STATISTICS OF THE JUVENILE & DOMESTIC RELATIONS COURTS

June 2017

**Essex**  
District: 15

		<u>Filings</u>	<u>Hearings</u>	<u>Transactions</u>	<u>Concluded</u>	<u>Cont</u>
<b>Adult</b>						
Non-Family Abuse Prot Order	AP	0	1	1	0	1
Capias	CA	2	12	12	4	8
Felony	CF	5	10	10	4	6
Misdemeanor	CM	15	34	34	8	26
Family Abuse - Prot Order	FP	3	10	10	6	4
Show Cause	SC	10	25	25	8	17
SL/Other	SL	0	1	1	1	-
Civil Support	VS	7	19	19	14	5
<b>Adult Total</b>		<b>42</b>	<b>112</b>	<b>112</b>	<b>45</b>	<b>67</b>
<b>Juvenile</b>						
Custody Visitation	CV	20	43	43	25	18
Felony	DF	0	15	15	4	11
Misdemeanor	DM	0	10	10	5	5
Child at Risk	RI	3	6	6	0	6
Status	ST	2	10	10	3	7
Traffic	T	2	3	3	3	-
<b>Juvenile Total</b>		<b>27</b>	<b>87</b>	<b>87</b>	<b>40</b>	<b>47</b>
<b>Essex Totals</b>		<b>69</b>	<b>199</b>	<b>199</b>	<b>85</b>	<b>114</b>

Calendared Filings				
	M	T	W	R
Week 1				
Week 2				
Week 3				
Week 4				
Week 5				



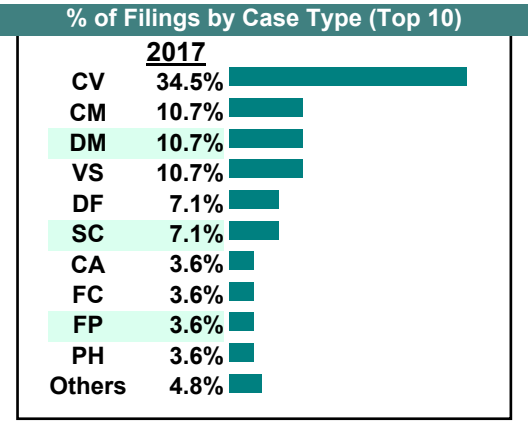
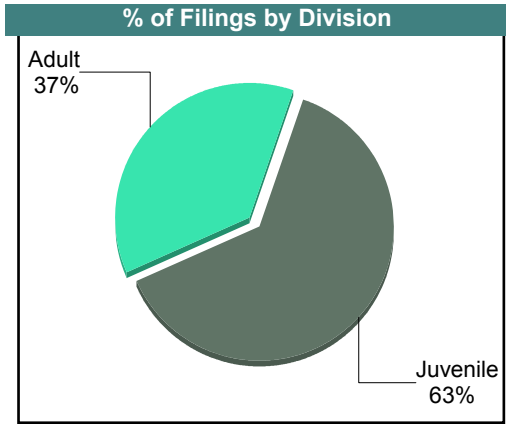
**CASELOAD STATISTICS OF THE JUVENILE & DOMESTIC RELATIONS COURTS**

May 2017

**Essex**  
District: 15

		<u>Filings</u>	<u>Hearings</u>	<u>Transactions</u>	<u>Concluded</u>	<u>Cont</u>
<b><u>Adult</u></b>						
Capias	CA	3	7	7	2	5
Felony	CF	0	6	6	0	6
Misdemeanor	CM	9	26	26	9	17
Family Abuse - Prot Order	FP	3	8	8	2	6
Show Cause	SC	6	27	27	10	17
SL/Other	SL	1	1	1	0	1
Civil Support	VS	9	16	16	9	7
<b>Adult Total</b>		<b>31</b>	<b>91</b>	<b>91</b>	<b>32</b>	<b>59</b>
<b><u>Juvenile</u></b>						
Abuse or Neglect	AN	0	2	2	0	2
Child in Need of Services	CS	0	3	3	0	3
Custody Visitation	CV	29	40	40	16	24
Felony	DF	6	12	12	4	8
Misdemeanor	DM	9	16	16	11	5
Foster Care Review	FC	3	3	3	3	-
Initial Foster Care	IF	1	1	1	1	-
Permanency	PH	3	3	3	2	1
Status	ST	1	3	3	0	3
Traffic	T	1	4	4	4	-
<b>Juvenile Total</b>		<b>53</b>	<b>87</b>	<b>87</b>	<b>41</b>	<b>46</b>
<b>Essex Totals</b>		<b>84</b>	<b>178</b>	<b>178</b>	<b>73</b>	<b>105</b>

	M	T	W	R	F
Week 1	█				█
Week 2	█			█	
Week 3	█	█	█		
Week 4	█			█	█

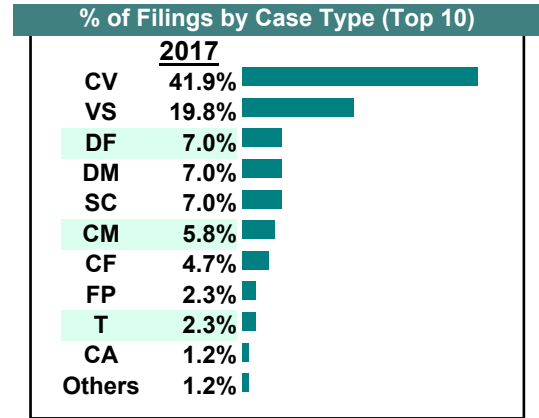
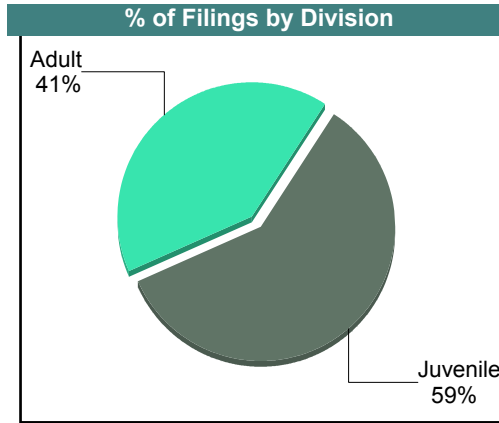
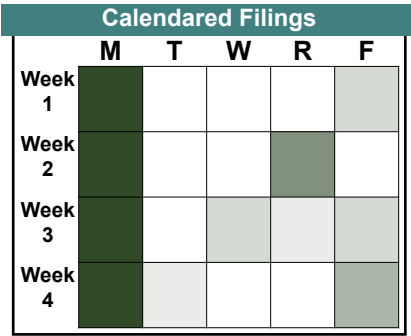


**CASELOAD STATISTICS OF THE JUVENILE & DOMESTIC RELATIONS COURTS**

April 2017

**Essex**  
District: 15

		<u>Filings</u>	<u>Hearings</u>	<u>Transactions</u>	<u>Concluded</u>	<u>Cont</u>
<b>Adult</b>						
Capias	CA	1	15	15	4	11
Felony	CF	4	13	13	5	8
Misdemeanor	CM	5	14	14	7	7
Family Abuse - Prot Order	FP	2	7	7	2	5
Show Cause	SC	6	21	21	6	15
Civil Support	VS	17	23	23	12	11
<b>Adult Total</b>		<b>35</b>	<b>93</b>	<b>93</b>	<b>36</b>	<b>57</b>
<b>Juvenile</b>						
Abuse or Neglect	AN	0	2	2	1	1
Custody Visitation	CV	36	46	46	28	18
Felony	DF	6	26	26	11	15
Misdemeanor	DM	6	12	12	2	10
Status	ST	1	6	6	1	5
Traffic	T	2	2	3	2	1
<b>Juvenile Total</b>		<b>51</b>	<b>94</b>	<b>95</b>	<b>45</b>	<b>50</b>
<b>Essex Totals</b>		<b>86</b>	<b>187</b>	<b>188</b>	<b>81</b>	<b>107</b>



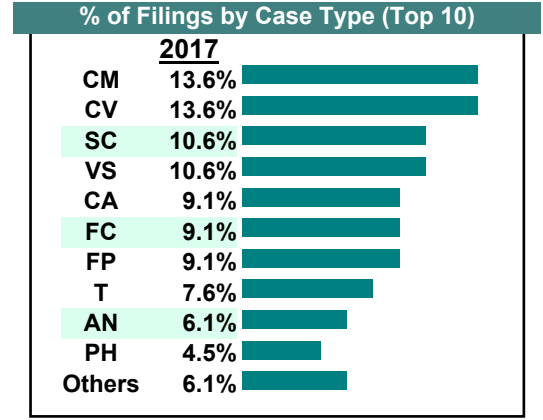
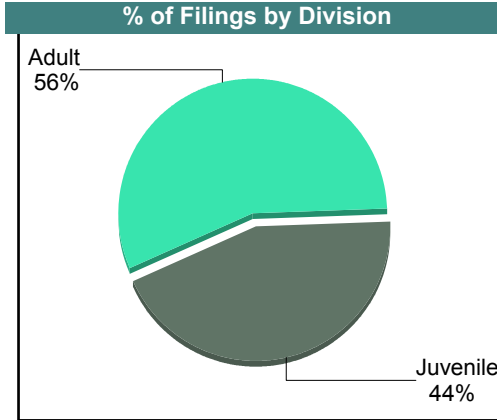
# CASELOAD STATISTICS OF THE JUVENILE & DOMESTIC RELATIONS COURTS

March 2017

**Essex**  
District: 15

		<u>Filings</u>	<u>Hearings</u>	<u>Transactions</u>	<u>Concluded</u>	<u>Cont</u>
<b>Adult</b>						
Capias	CA	6	16	16	5	11
Felony	CF	2	13	13	4	9
Misdemeanor	CM	9	40	40	19	21
Family Abuse - Prot Order	FP	6	9	9	3	6
Show Cause	SC	7	23	23	7	16
Civil Support	VS	7	18	18	10	8
<b>Adult Total</b>		<b>37</b>	<b>119</b>	<b>119</b>	<b>48</b>	<b>71</b>
<b>Juvenile</b>						
Abuse or Neglect	AN	4	9	9	4	5
Custody Visitation	CV	9	26	26	5	21
Felony	DF	0	15	15	0	15
Misdemeanor	DM	0	5	5	1	4
Foster Care Review	FC	6	6	6	5	1
Permanency	PH	3	3	3	3	-
Petition	PT	0	4	4	2	2
Status	ST	2	8	8	1	7
Traffic	T	5	4	6	4	2
<b>Juvenile Total</b>		<b>29</b>	<b>80</b>	<b>82</b>	<b>25</b>	<b>57</b>
<b>Essex Totals</b>		<b>66</b>	<b>199</b>	<b>201</b>	<b>73</b>	<b>128</b>

Calendared Filings				
	M	T	W	R
Week 1				
Week 2				
Week 3				
Week 4				
Week 5				



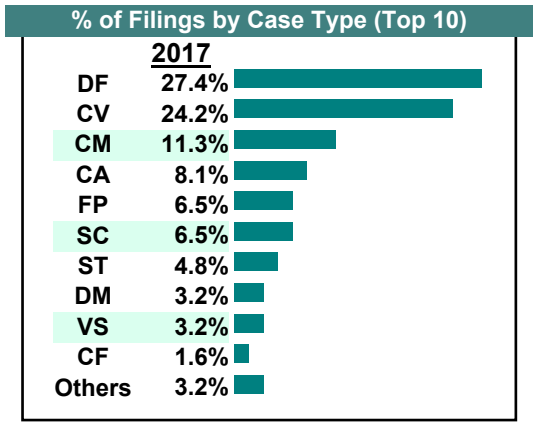
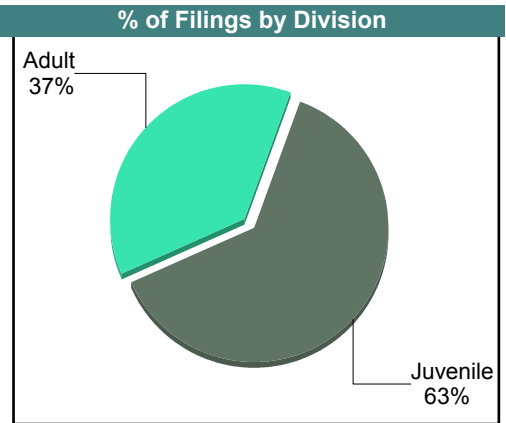



**CASELOAD STATISTICS OF THE JUVENILE & DOMESTIC RELATIONS COURTS**

February 2017

**Essex**  
District: 15

		<u>Filings</u>	<u>Hearings</u>	<u>Transactions</u>	<u>Concluded</u>	<u>Cont</u>
<b>Adult</b>						
Capias	CA	5	8	8	1	7
Felony	CF	1	5	5	1	4
Misdemeanor	CM	7	23	23	11	12
Family Abuse - Prot Order	FP	4	6	6	2	4
Show Cause	SC	4	9	9	3	6
Civil Support	VS	2	10	10	6	4
<b>Adult Total</b>		<b>23</b>	<b>61</b>	<b>61</b>	<b>24</b>	<b>37</b>
<b>Juvenile</b>						
Abuse or Neglect	AN	0	2	2	0	2
Custody Visitation	CV	15	26	26	8	18
Felony	DF	17	23	23	0	23
Misdemeanor	DM	2	9	9	4	5
Permanency	PH	1	1	1	1	-
Status	ST	3	7	7	0	7
Traffic	T	1	1	1	0	1
<b>Juvenile Total</b>		<b>39</b>	<b>69</b>	<b>69</b>	<b>13</b>	<b>56</b>
<b>Essex Totals</b>		<b>62</b>	<b>130</b>	<b>130</b>	<b>37</b>	<b>93</b>

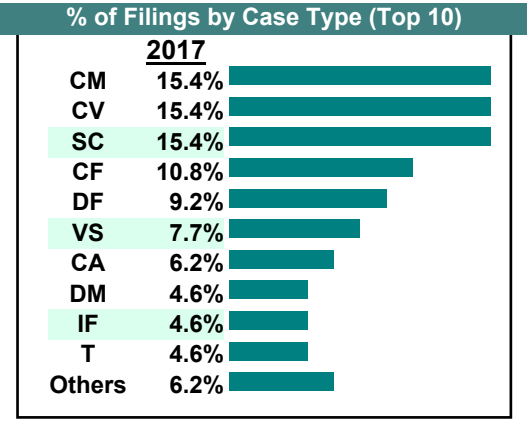
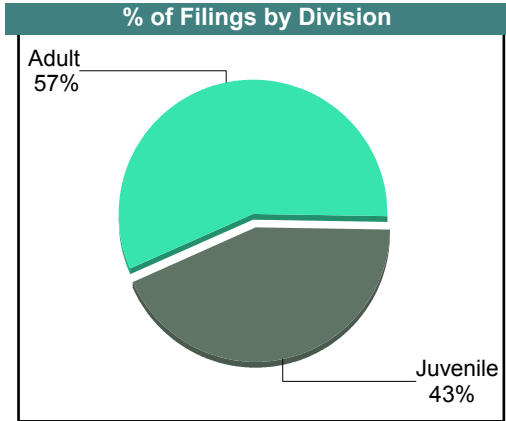



**CASELOAD STATISTICS OF THE JUVENILE & DOMESTIC RELATIONS COURTS**

January 2017

**Essex**  
District: 15

		<u>Filings</u>	<u>Hearings</u>	<u>Transactions</u>	<u>Concluded</u>	<u>Cont</u>
<b>Adult</b>						
Non-Family Abuse Prot Order	AP	0	1	1	0	1
Capias	CA	4	12	12	3	9
Felony	CF	7	13	13	1	12
Misdemeanor	CM	10	30	30	3	27
Family Abuse - Prot Order	FP	1	5	5	3	2
Show Cause	SC	10	39	39	11	28
Civil Support	VS	5	10	10	6	4
<b>Adult Total</b>		<b>37</b>	<b>110</b>	<b>110</b>	<b>27</b>	<b>83</b>
<b>Juvenile</b>						
Abuse or Neglect	AN	2	4	4	0	4
Child in Need of Services	CS	0	3	3	0	3
Custody Visitation	CV	10	14	14	5	9
Felony	DF	6	10	10	0	10
Misdemeanor	DM	3	15	15	0	15
Initial Foster Care	IF	3	5	5	3	2
Permanency	PH	0	1	1	0	1
Petition	PT	0	3	3	1	2
Status	ST	1	9	9	1	8
Traffic	T	3	8	8	5	3
Term Parental Rights	TP	0	2	2	2	-
<b>Juvenile Total</b>		<b>28</b>	<b>74</b>	<b>74</b>	<b>17</b>	<b>57</b>
<b>Essex Totals</b>		<b>65</b>	<b>184</b>	<b>184</b>	<b>44</b>	<b>140</b>



CASELOAD STATISTICS OF THE JUVENILE & DOMESTIC RELATIONS COURTS

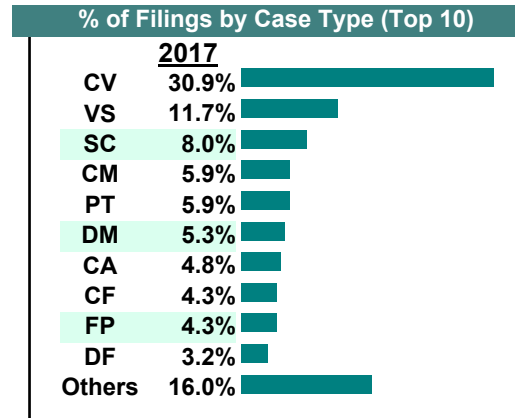
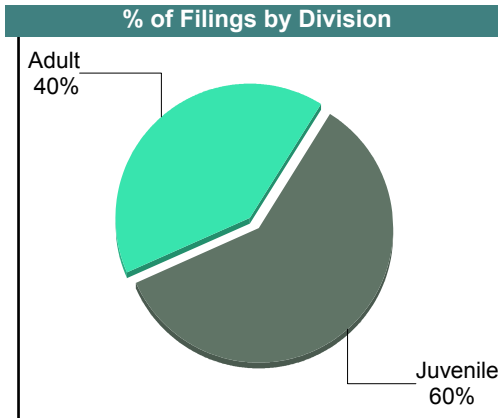
Fredericksburg

District: 15

December 2017

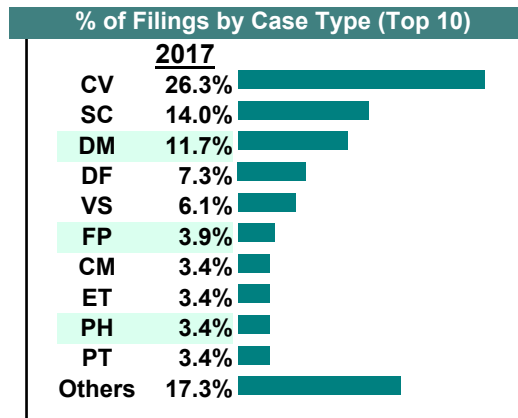
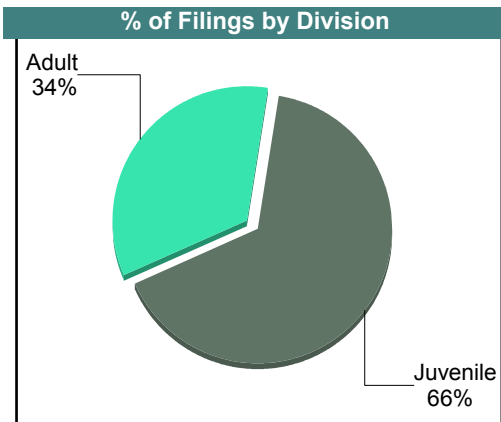

		Filings	Hearings	Transactions	Concluded	Cont
<b>Adult</b>						
Capias	CA	9	21	21	12	9
Felony	CF	8	23	23	4	19
Misdemeanor	CM	11	57	57	22	35
Family Abuse - Prot Order	FP	8	20	20	6	14
Remand Support	RS	3	3	3	3	-
Show Cause	SC	14	36	36	16	20
SL/Other	SL	1	1	1	1	-
Civil Support	VS	22	29	29	17	12
<b>Adult Total</b>		<b>76</b>	<b>190</b>	<b>190</b>	<b>81</b>	<b>109</b>
<b>Juvenile</b>						
Abuse or Neglect	AN	5	15	15	6	9
Child in Need of Services	CS	0	1	1	0	1
Custody Visitation	CV	58	107	107	49	58
Felony	DF	6	36	36	4	32
Misdemeanor	DM	10	47	47	9	38
Foster Care Review	FC	2	2	2	2	-
Initial Foster Care	IF	5	6	6	5	1
Permanency	PH	1	1	1	0	1
Petition	PT	11	25	25	7	18
Remand Custody	RC	4	4	4	4	-
Remand Visitation	RV	4	4	4	3	-
Show Cause	SC	1	4	4	0	4
Status	ST	2	3	3	0	3
Traffic	T	1	7	8	6	2
Term Parental Rights	TP	2	4	4	0	4
<b>Juvenile Total</b>		<b>112</b>	<b>266</b>	<b>267</b>	<b>95</b>	<b>171</b>
<b>Fredericksburg Totals</b>		<b>188</b>	<b>456</b>	<b>457</b>	<b>176</b>	<b>280</b>

Calendared Filings					
	M	T	W	R	F
Week 1					
Week 2					
Week 3					
Week 4					
Week 5					



November 2017

		<u>Filings</u>	<u>Hearings</u>	<u>Transactions</u>	<u>Concluded</u>	<u>Cont</u>
<b>Adult</b>						
Non-Family Abuse Prot Order	AP	0	1	1	1	-
Capias	CA	4	26	26	8	17
Felony	CF	4	42	42	18	24
Misdemeanor	CM	6	52	52	22	29
Family Abuse - Prot Order	FP	7	18	18	10	8
Motion - Prot Order	MP	1	2	2	1	1
Violation of PO	PV	2	2	2	2	-
Remand Support	RS	3	3	3	3	-
Show Cause	SC	23	64	64	17	46
Civil Support	VS	11	27	27	16	11
<b>Adult Total</b>		<b>61</b>	<b>237</b>	<b>237</b>	<b>98</b>	<b>136</b>
<b>Juvenile</b>						
Abuse or Neglect	AN	3	10	10	2	8
Capias	CA	0	1	1	1	-
Child in Need of Services	CS	0	2	2	0	2
Custody Visitation	CV	47	98	98	33	63
Felony	DF	13	39	39	4	35
Misdemeanor	DM	21	54	54	11	43
Entrustment	ET	6	6	6	6	-
Foster Care Review	FC	3	3	3	3	-
Permanency	PH	6	6	6	5	-
Petition	PT	6	16	16	6	10
Remand Custody	RC	3	3	3	3	-
Remand Visitation	RV	1	1	1	1	-
Show Cause	SC	2	3	3	1	2
Status	ST	1	3	3	0	3
Traffic	T	3	7	7	3	4
Term Parental Rights	TP	2	7	7	7	-
Voluntary Continuing Services Agreement	VA	1	1	1	1	-
<b>Juvenile Total</b>		<b>118</b>	<b>260</b>	<b>260</b>	<b>87</b>	<b>170</b>
<b>Fredericksburg Totals</b>		<b>179</b>	<b>497</b>	<b>497</b>	<b>185</b>	<b>306</b>



CASELOAD STATISTICS OF THE JUVENILE & DOMESTIC RELATIONS COURTS

Fredericksburg

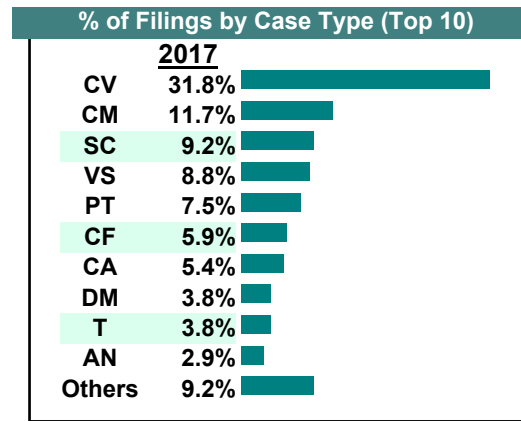
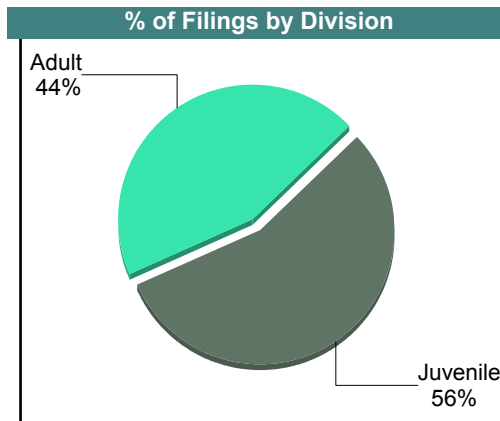

District: 15

October 2017


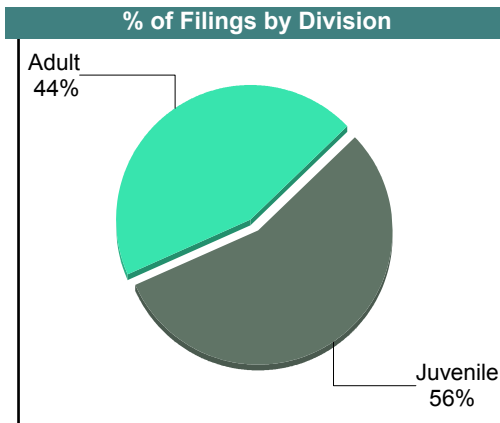
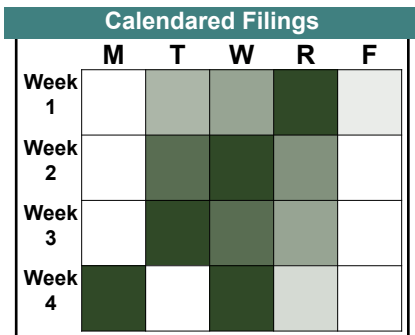
		Filings	Hearings	Transactions	Concluded	Cont
<b>Adult</b>						
Capias	CA	12	29	29	6	23
Felony	CF	14	48	48	9	39
Misdemeanor	CM	28	75	75	27	48
Family Abuse - Prot Order	FP	6	21	21	7	14
Motion - Prot Order	MP	1	1	1	1	-
Violation of PO	PV	2	2	2	2	-
Show Cause	SC	21	63	63	23	40
SL/Other	SL	1	1	1	1	-
Civil Support	VS	21	37	37	25	12
<b>Adult Total</b>		<b>106</b>	<b>277</b>	<b>277</b>	<b>101</b>	<b>176</b>

<b>Juvenile</b>						
Abuse or Neglect	AN	7	21	21	8	13
Non-Family Abuse Prot Order	AP	0	2	2	2	-
Capias	CA	1	1	1	1	-
Child in Need of Services	CS	1	6	6	3	3
Custody Visitation	CV	76	194	194	98	96
Felony	DF	2	37	37	10	27
Misdemeanor	DM	9	41	41	18	23
Foster Care Review	FC	1	1	1	1	-
Initial Foster Care	IF	6	6	6	6	-
Permanency	PH	0	1	1	1	-
Petition	PT	18	32	32	14	18
Show Cause	SC	1	1	1	1	-
Status	ST	0	1	1	0	1
Traffic	T	9	13	13	9	4
Term Parental Rights	TP	2	2	2	2	-
<b>Juvenile Total</b>		<b>133</b>	<b>359</b>	<b>359</b>	<b>174</b>	<b>185</b>

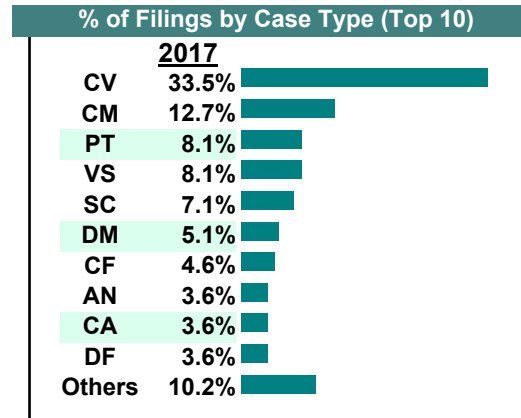
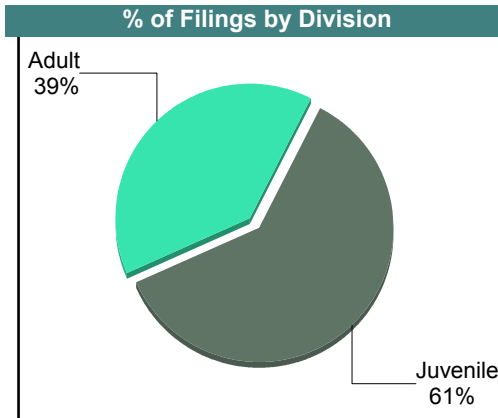
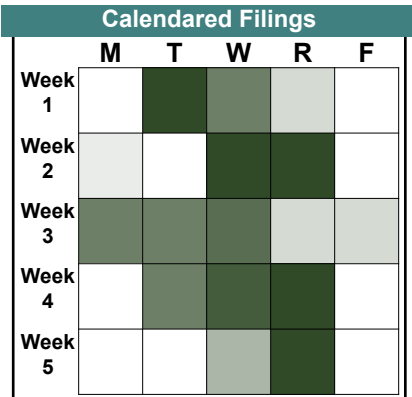
<b>Fredericksburg Totals</b>		<b>239</b>	<b>636</b>	<b>636</b>	<b>275</b>	<b>361</b>
------------------------------	--	------------	------------	------------	------------	------------



		Filings	Hearings	Transactions	Concluded	Cont
<b>Adult</b>						
Non-Family Abuse Prot Order	AP	1	2	2	0	2
Capias	CA	11	27	27	13	14
Felony	CF	16	58	58	12	46
Misdemeanor	CM	25	83	83	22	61
Family Abuse - Prot Order	FP	6	12	12	5	7
Motion - Prot Order	MP	1	1	1	1	-
Violation of PO	PV	1	1	1	1	-
Remand Support	RS	1	1	1	1	-
Show Cause	SC	18	61	61	19	42
Civil Support	VS	11	36	36	21	15
<b>Adult Total</b>		<b>91</b>	<b>282</b>	<b>282</b>	<b>95</b>	<b>187</b>
<b>Juvenile</b>						
Abuse or Neglect	AN	1	8	8	0	8
Non-Family Abuse Prot Order	AP	2	2	2	0	2
Child in Need of Services	CS	0	3	3	1	2
Custody Visitation	CV	77	184	184	73	111
Felony	DF	1	24	24	5	19
Misdemeanor	DM	3	28	28	5	23
Foster Care Review	FC	3	3	3	3	-
Initial Foster Care	IF	1	1	1	0	1
Permanency	PH	5	5	5	5	-
Petition	PT	3	12	12	8	4
Remand Custody	RC	1	1	1	1	-
Remand Visitation	RV	1	1	1	1	-
Show Cause	SC	1	2	2	1	1
Status	ST	3	5	5	0	5
Traffic	T	4	12	12	7	5
Term Parental Rights	TP	8	8	8	1	7
<b>Juvenile Total</b>		<b>114</b>	<b>299</b>	<b>299</b>	<b>111</b>	<b>188</b>
<b>Fredericksburg Totals</b>		<b>205</b>	<b>581</b>	<b>581</b>	<b>206</b>	<b>375</b>



		Filings	Hearings	Transactions	Concluded	Cont
<b>Adult</b>						
Non-Family Abuse Prot Order	AP	0	1	1	1	-
Capias	CA	7	36	36	22	14
Felony	CF	9	33	33	15	18
Misdemeanor	CM	25	72	72	22	50
Family Abuse - Prot Order	FP	5	10	10	4	6
Motion - Prot Order	MP	0	1	1	1	-
Remand Support	RS	1	1	1	1	-
Show Cause	SC	14	56	56	24	32
Civil Support	VS	16	32	32	15	17
<b>Adult Total</b>		<b>77</b>	<b>242</b>	<b>242</b>	<b>105</b>	<b>137</b>
<b>Juvenile</b>						
Abuse or Neglect	AN	7	18	18	2	16
Capias	CA	0	2	2	1	1
Child in Need of Services	CS	0	1	1	0	1
Custody Visitation	CV	66	116	116	61	52
Felony	DF	7	56	56	9	47
Misdemeanor	DM	10	49	49	4	45
Foster Care Review	FC	2	4	4	4	-
Initial Foster Care	IF	2	2	2	2	-
Permanency	PH	3	4	4	3	1
Petition	PT	16	31	31	17	14
Show Cause	SC	0	2	2	2	-
Status	ST	0	1	1	1	-
Traffic	T	5	11	11	5	6
Term Parental Rights	TP	2	3	3	3	-
<b>Juvenile Total</b>		<b>120</b>	<b>300</b>	<b>300</b>	<b>114</b>	<b>183</b>
<b>Fredericksburg Totals</b>		<b>197</b>	<b>542</b>	<b>542</b>	<b>219</b>	<b>320</b>



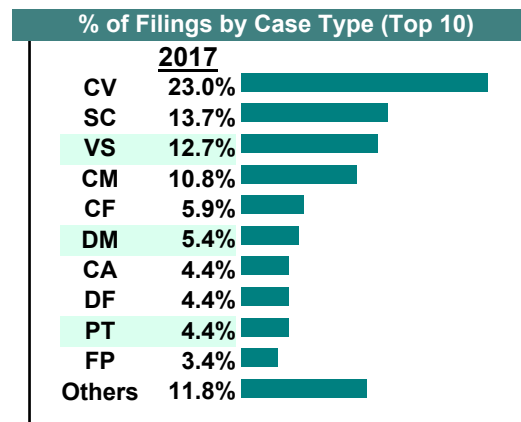
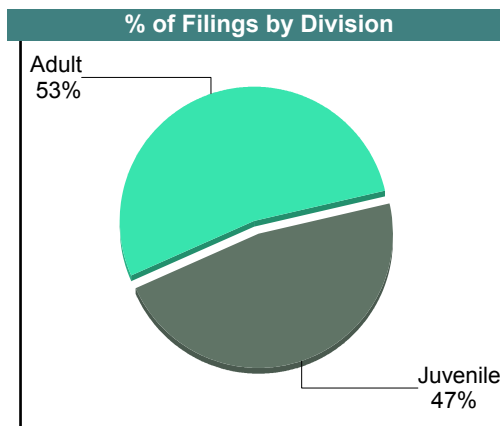
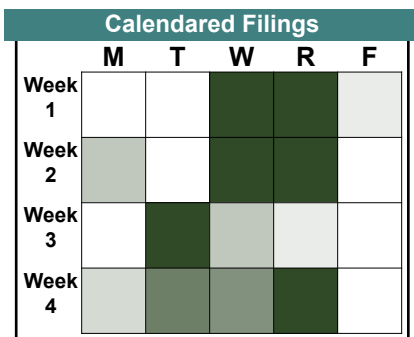
CASELOAD STATISTICS OF THE JUVENILE & DOMESTIC RELATIONS COURTS

Fredericksburg

District: 15

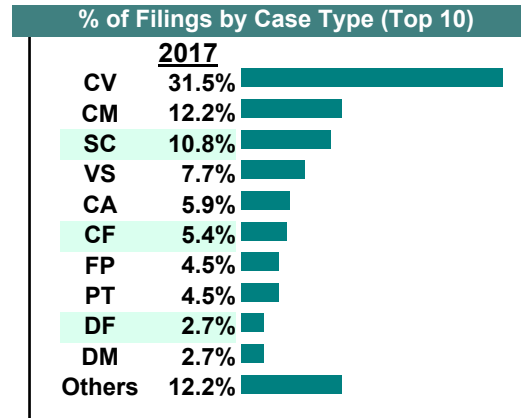
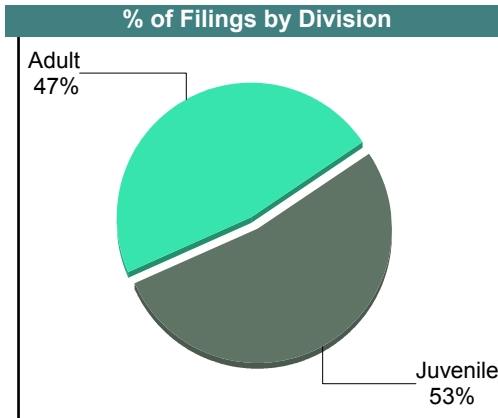
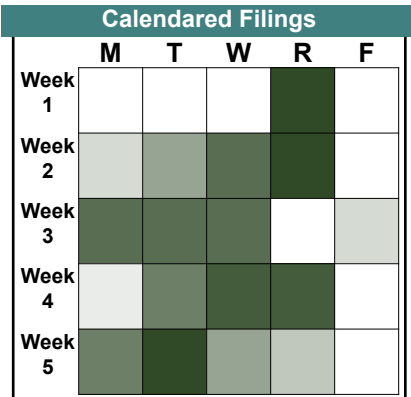
July 2017

		Filings	Hearings	Transactions	Concluded	Cont
<b>Adult</b>						
Non-Family Abuse Prot Order	AP	0	1	1	1	-
Capias	CA	9	27	27	7	20
Felony	CF	12	38	38	6	32
Misdemeanor	CM	22	76	76	24	52
Family Abuse - Prot Order	FP	7	18	18	7	11
Motion - Prot Order	MP	3	3	3	3	-
Show Cause	SC	28	63	63	17	46
SL/Other	SL	1	2	2	2	-
Civil Support	VS	26	38	38	20	18
<b>Adult Total</b>		<b>108</b>	<b>266</b>	<b>266</b>	<b>87</b>	<b>179</b>
<b>Juvenile</b>						
Abuse or Neglect	AN	0	5	5	5	-
Capias	CA	0	2	2	2	-
Child in Need of Services	CS	1	6	6	0	6
Custody Visitation	CV	47	97	97	51	46
Felony	DF	9	34	34	1	33
Misdemeanor	DM	11	42	42	7	35
Initial Foster Care	IF	3	3	3	3	-
Permanency	PH	3	5	5	2	3
Petition	PT	9	15	15	11	4
Show Cause	SC	0	7	7	7	-
Traffic	T	7	17	19	12	6
Term Parental Rights	TP	4	5	5	4	1
Voluntary Continuing Services Agreement	VA	2	2	2	2	-
<b>Juvenile Total</b>		<b>96</b>	<b>240</b>	<b>242</b>	<b>107</b>	<b>134</b>
<b>Fredericksburg Totals</b>		<b>204</b>	<b>506</b>	<b>508</b>	<b>194</b>	<b>313</b>

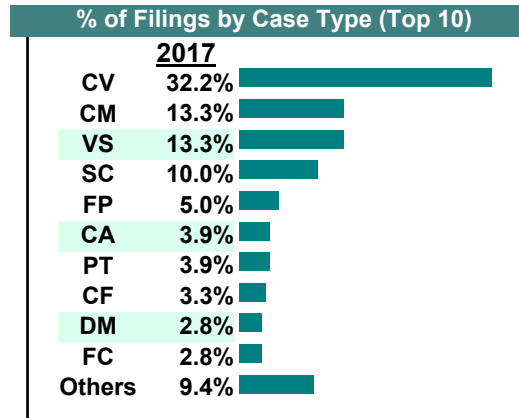
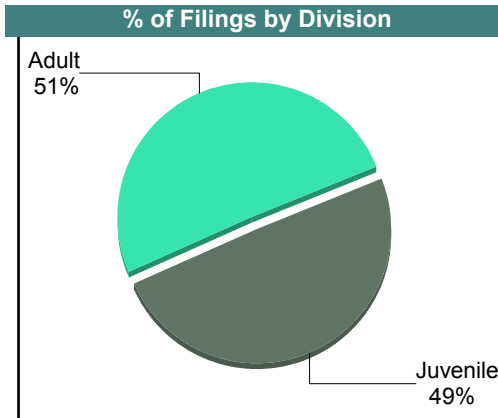
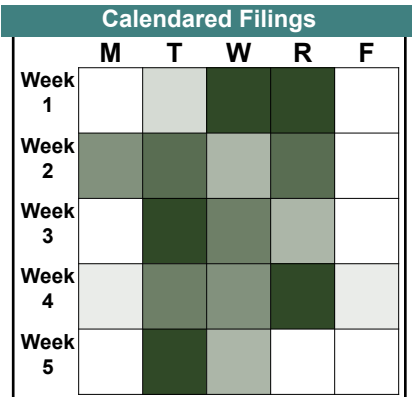




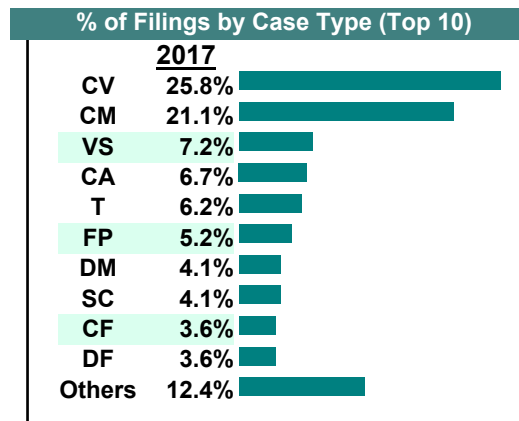
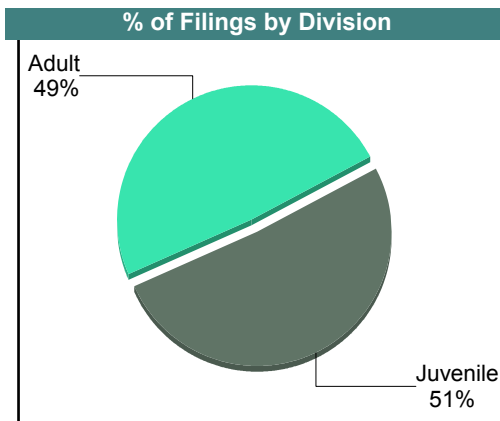
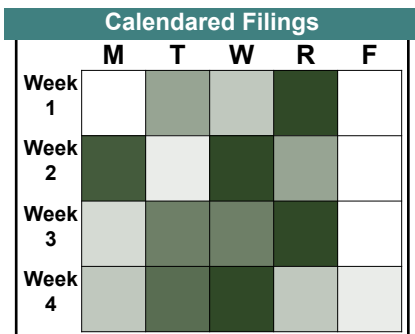
		Filings	Hearings	Transactions	Concluded	Cont
<b>Adult</b>						
Non-Family Abuse Prot Order	AP	2	3	3	0	3
Capias	CA	10	25	25	7	18
Felony	CF	12	31	31	4	27
Misdemeanor	CM	27	87	87	27	60
Family Abuse - Prot Order	FP	10	22	22	10	12
Motion - Prot Order	MP	3	3	3	2	1
Violation of PO	PV	2	2	2	2	-
Show Cause	SC	22	54	54	16	38
Civil Support	VS	17	44	44	23	21
<b>Adult Total</b>		<b>105</b>	<b>271</b>	<b>271</b>	<b>91</b>	<b>180</b>
<b>Juvenile</b>						
Abuse or Neglect	AN	4	11	11	2	9
Capias	CA	3	6	6	0	6
Child in Need of Services	CS	4	4	4	0	4
Custody Visitation	CV	70	164	164	71	92
Felony	DF	6	42	42	6	36
Misdemeanor	DM	6	47	47	5	42
Initial Foster Care	IF	2	2	2	2	-
Permanency	PH	1	1	1	1	-
Petition	PT	10	24	24	9	15
Child at Risk	RI	0	1	1	1	-
Show Cause	SC	2	13	13	0	13
Status	ST	0	2	2	1	1
Traffic	T	6	10	11	4	7
Term Parental Rights	TP	3	3	3	2	1
<b>Juvenile Total</b>		<b>117</b>	<b>330</b>	<b>331</b>	<b>104</b>	<b>226</b>
<b>Fredericksburg Totals</b>		<b>222</b>	<b>601</b>	<b>602</b>	<b>195</b>	<b>406</b>



		Filings	Hearings	Transactions	Concluded	Cont
<b>Adult</b>						
Capias	CA	7	29	29	7	22
Felony	CF	6	29	29	7	22
Misdemeanor	CM	24	78	78	16	62
Family Abuse - Prot Order	FP	9	29	29	14	15
Motion - Prot Order	MP	1	1	1	1	-
Violation of PO	PV	1	1	1	1	-
Show Cause	SC	18	42	42	7	35
SL/Other	SL	1	1	1	0	1
Civil Support	VS	24	44	44	30	14
<b>Adult Total</b>		<b>91</b>	<b>254</b>	<b>254</b>	<b>83</b>	<b>171</b>
<b>Juvenile</b>						
Abuse or Neglect	AN	3	8	8	0	8
Non-Family Abuse Prot Order	AP	1	2	2	1	1
Capias	CA	0	1	1	0	1
Child in Need of Services	CS	0	1	1	1	-
Custody Visitation	CV	58	139	139	63	76
Felony	DF	2	31	31	7	24
Misdemeanor	DM	5	36	36	9	27
Foster Care Review	FC	5	5	5	5	-
Initial Foster Care	IF	1	1	1	1	-
Petition	PT	7	21	21	13	8
Child at Risk	RI	1	2	2	0	2
Show Cause	SC	0	7	7	0	7
Traffic	T	5	13	14	8	6
Voluntary Continuing Services Agreement	VA	1	1	1	1	-
<b>Juvenile Total</b>		<b>89</b>	<b>268</b>	<b>269</b>	<b>109</b>	<b>160</b>
<b>Fredericksburg Totals</b>		<b>180</b>	<b>522</b>	<b>523</b>	<b>192</b>	<b>331</b>



		Filings	Hearings	Transactions	Concluded	Cont
<b>Adult</b>						
Capias	CA	13	29	29	8	21
Felony	CF	7	43	43	19	24
Misdemeanor	CM	41	93	93	16	77
Family Abuse - Prot Order	FP	10	15	15	2	13
Violation of PO	PV	1	1	1	1	-
Show Cause	SC	8	38	38	15	23
SL/Other	SL	1	1	1	1	-
Civil Support	VS	14	43	43	17	26
<b>Adult Total</b>		<b>95</b>	<b>263</b>	<b>263</b>	<b>79</b>	<b>184</b>
<b>Juvenile</b>						
Abuse or Neglect	AN	6	11	11	7	4
Child in Need of Services	CS	1	2	2	0	2
Custody Visitation	CV	50	144	144	62	82
Felony	DF	7	44	44	3	41
Misdemeanor	DM	8	40	40	7	33
Entrustment	ET	2	4	4	4	-
Foster Care Review	FC	1	1	1	1	-
Initial Foster Care	IF	1	1	1	1	-
Permanency	PH	2	2	2	2	-
Petition	PT	5	24	24	10	14
Status	ST	0	1	1	1	-
Traffic	T	12	14	15	6	9
Term Parental Rights	TP	4	7	7	7	-
<b>Juvenile Total</b>		<b>99</b>	<b>295</b>	<b>296</b>	<b>111</b>	<b>185</b>
<b>Fredericksburg Totals</b>		<b>194</b>	<b>558</b>	<b>559</b>	<b>190</b>	<b>369</b>

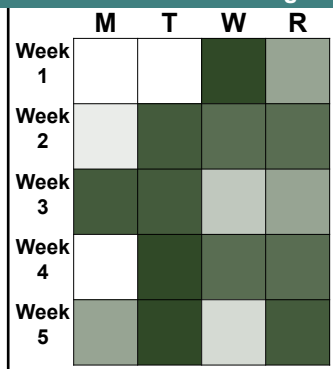


		Filings	Hearings	Transactions	Concluded	Cont
<b>Adult</b>						
Capias	CA	6	25	25	10	15
Felony	CF	9	43	43	13	30
Misdemeanor	CM	21	83	83	43	40
Family Abuse - Prot Order	FP	8	21	21	8	13
Motion - Prot Order	MP	5	8	8	6	2
Violation of PO	PV	4	4	4	4	-
Remand Support	RS	2	2	2	2	-
Show Cause	SC	25	68	68	20	48
SL/Other	SL	3	3	3	3	-
Civil Support	VS	24	53	53	24	28
<b>Adult Total</b>		<b>107</b>	<b>310</b>	<b>310</b>	<b>133</b>	<b>176</b>

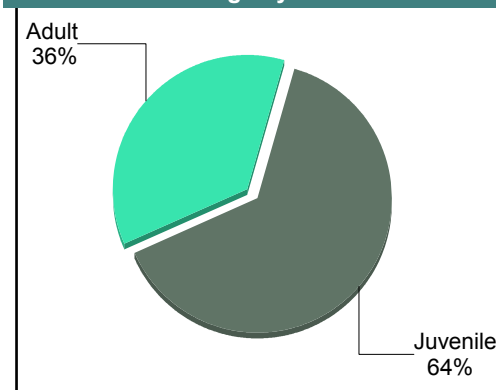
<b>Juvenile</b>						
Abuse or Neglect	AN	2	7	7	1	6
Child in Need of Services	CS	1	4	4	0	4
Custody Visitation	CV	107	166	166	62	104
Felony	DF	15	44	44	3	41
Misdemeanor	DM	13	59	59	6	53
Entrustment	ET	2	2	2	0	2
Foster Care Review	FC	7	7	7	5	2
Petition	PT	28	39	39	22	17
Remand Custody	RC	1	1	1	1	-
Remand Visitation	RV	1	1	1	1	-
Show Cause	SC	0	3	3	3	-
Status	ST	1	5	5	1	4
Traffic	T	8	10	10	3	7
Term Parental Rights	TP	3	3	3	0	3
<b>Juvenile Total</b>		<b>189</b>	<b>351</b>	<b>351</b>	<b>108</b>	<b>243</b>

<b>Fredericksburg Totals</b>		<b>296</b>	<b>661</b>	<b>661</b>	<b>241</b>	<b>419</b>
------------------------------	--	------------	------------	------------	------------	------------

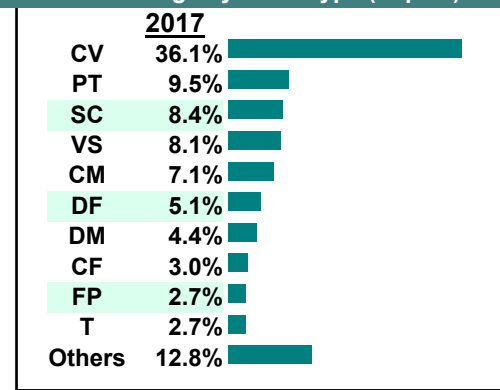
Calendared Filings



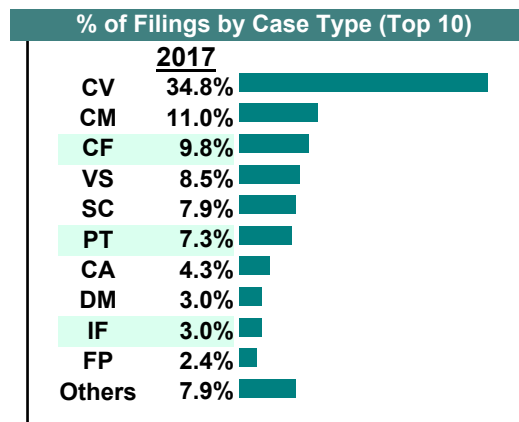
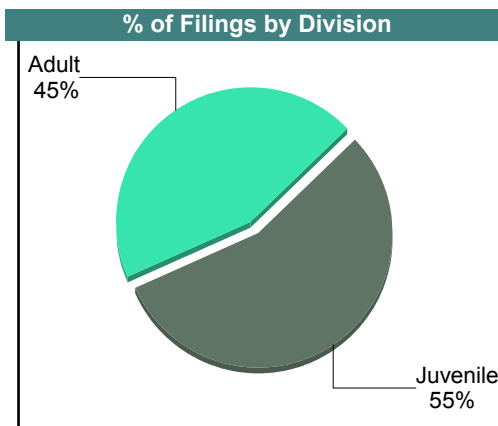

% of Filings by Division



% of Filings by Case Type (Top 10)



		<u>Filings</u>	<u>Hearings</u>	<u>Transactions</u>	<u>Concluded</u>	<u>Cont</u>
<b>Adult</b>						
Non-Family Abuse Prot Order	AP	0	1	1	1	-
Capias	CA	7	14	14	4	10
Felony	CF	16	52	52	6	46
Misdemeanor	CM	18	56	56	19	37
Family Abuse - Prot Order	FP	4	10	10	7	3
Motion - Prot Order	MP	1	1	1	1	-
Show Cause	SC	13	52	52	23	29
Civil Support	VS	14	39	39	21	18
<b>Adult Total</b>		<b>73</b>	<b>225</b>	<b>225</b>	<b>82</b>	<b>143</b>
<b>Juvenile</b>						
Abuse or Neglect	AN	3	12	12	8	4
Child in Need of Services	CS	0	2	2	1	1
Custody Visitation	CV	57	146	146	87	59
Felony	DF	2	15	15	0	15
Misdemeanor	DM	5	34	34	6	28
Entrustment	ET	0	1	1	1	-
Foster Care Review	FC	3	3	3	3	-
Initial Foster Care	IF	5	5	5	5	-
Permanency	PH	0	1	1	1	-
Petition	PT	12	30	30	16	14
Show Cause	SC	0	3	3	1	2
Status	ST	1	1	1	0	1
Traffic	T	3	13	13	10	3
Term Parental Rights	TP	0	1	1	1	-
<b>Juvenile Total</b>		<b>91</b>	<b>267</b>	<b>267</b>	<b>140</b>	<b>127</b>
<b>Fredericksburg Totals</b>		<b>164</b>	<b>492</b>	<b>492</b>	<b>222</b>	<b>270</b>

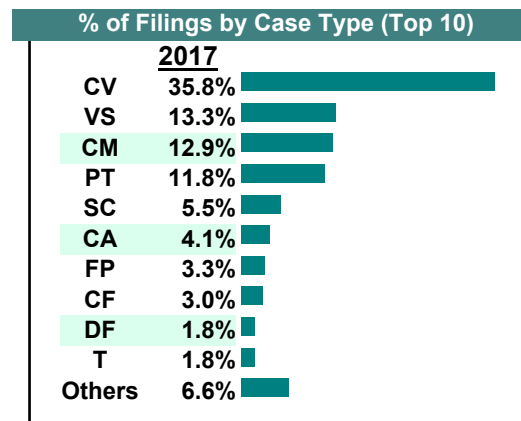
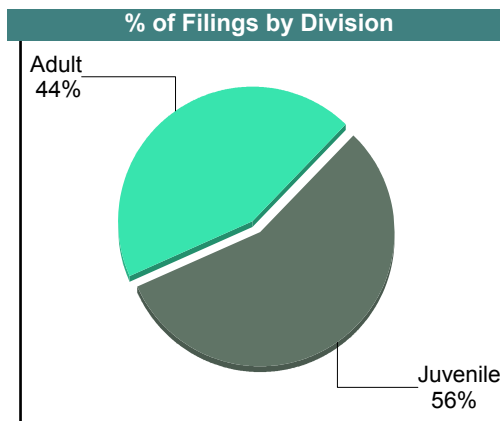



January 2017

		Filings	Hearings	Transactions	Concluded	Cont
<b>Adult</b>						
Capias	CA	11	24	24	10	14
Felony	CF	8	37	37	9	28
Misdemeanor	CM	35	91	91	34	57
Family Abuse - Prot Order	FP	9	22	22	8	14
Motion - Prot Order	MP	2	2	2	1	1
Violation of PO	PV	1	1	1	1	-
Remand Support	RS	2	2	2	2	-
Show Cause	SC	14	47	47	19	28
SL/Other	SL	1	1	1	1	-
Civil Support	VS	36	62	62	26	36
<b>Adult Total</b>		<b>119</b>	<b>289</b>	<b>289</b>	<b>111</b>	<b>178</b>

<b>Juvenile</b>						
Abuse or Neglect	AN	2	5	5	1	4
Capias	CA	0	2	2	0	2
Custody Relief	CR	0	1	1	1	-
Child in Need of Services	CS	0	3	3	0	3
Custody Visitation	CV	97	160	160	74	86
Felony	DF	5	28	28	5	23
Misdemeanor	DM	3	42	42	5	37
Entrustment	ET	2	2	2	1	1
Permanency	PH	1	1	1	1	-
Petition	PT	32	38	38	22	16
Show Cause	SC	1	15	15	0	15
Traffic	T	5	8	8	4	4
Term Parental Rights	TP	2	2	2	1	1
Voluntary Continuing Services Agreement	VA	2	2	2	2	-
<b>Juvenile Total</b>		<b>152</b>	<b>309</b>	<b>309</b>	<b>117</b>	<b>192</b>

<b>Fredericksburg Totals</b>		<b>271</b>	<b>598</b>	<b>598</b>	<b>228</b>	<b>370</b>
------------------------------	--	------------	------------	------------	------------	------------



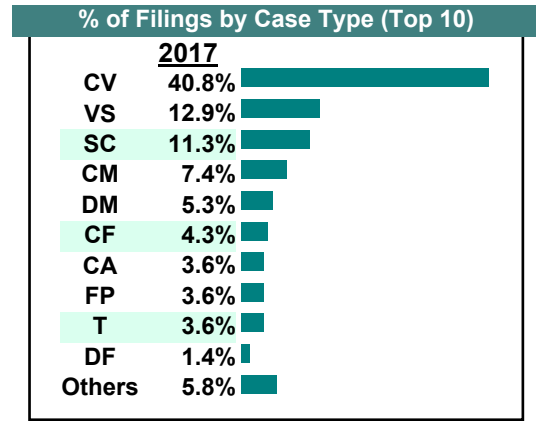
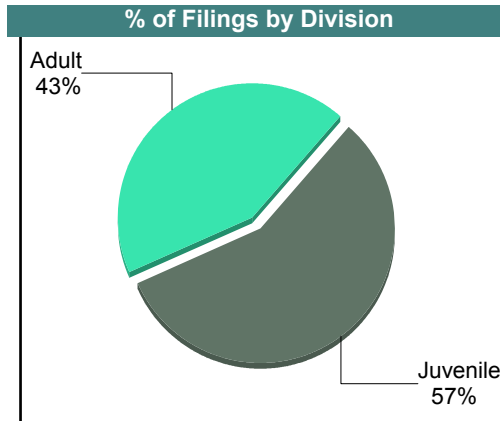

**CASELOAD STATISTICS OF THE JUVENILE & DOMESTIC RELATIONS COURTS**

December 2017

**Hanover**

District: 15

		<u>Filings</u>	<u>Hearings</u>	<u>Transactions</u>	<u>Concluded</u>	<u>Cont</u>
<b>Adult</b>						
Non-Family Abuse Prot Order	AP	3	3	3	2	1
Capias	CA	15	40	40	19	21
Felony	CF	18	39	39	11	28
Misdemeanor	CM	31	66	66	19	47
Family Abuse - Prot Order	FP	15	26	26	11	15
Motion - Prot Order	MP	1	2	2	2	-
Violation of PO	PV	2	2	2	2	-
Remand Support	RS	3	3	3	3	-
Show Cause	SC	36	127	127	63	61
SL/Other	SL	1	1	1	1	-
Civil Support	VS	54	102	102	61	40
<b>Adult Total</b>		<b>179</b>	<b>411</b>	<b>411</b>	<b>194</b>	<b>213</b>
<b>Juvenile</b>						
Abuse or Neglect	AN	0	1	1	0	1
Capias	CA	0	3	3	3	-
Child in Need of Services	CS	0	1	1	0	1
Custody Visitation	CV	170	268	268	139	129
Felony	DF	6	30	30	10	20
Misdemeanor	DM	22	74	74	11	63
Initial Foster Care	IF	1	2	2	2	-
Permanency	PH	1	1	1	1	-
Petition	PT	1	1	1	0	1
Remand Custody	RC	4	4	4	4	-
Remand Visitation	RV	4	4	4	4	-
Show Cause	SC	11	16	16	6	10
Status	ST	3	4	4	0	4
Traffic	T	15	13	19	8	11
Truancy	TR	0	4	4	0	3
<b>Juvenile Total</b>		<b>238</b>	<b>426</b>	<b>432</b>	<b>188</b>	<b>243</b>
<b>Hanover Totals</b>		<b>417</b>	<b>837</b>	<b>843</b>	<b>382</b>	<b>456</b>



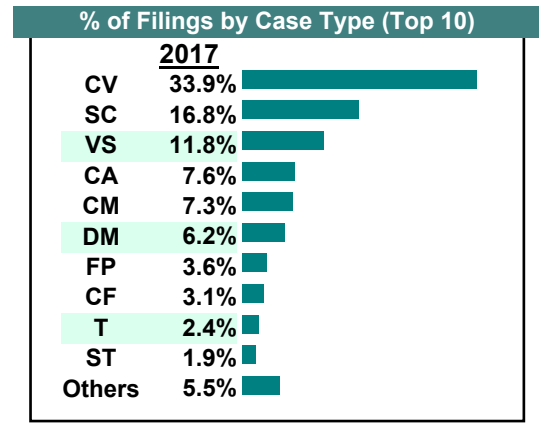
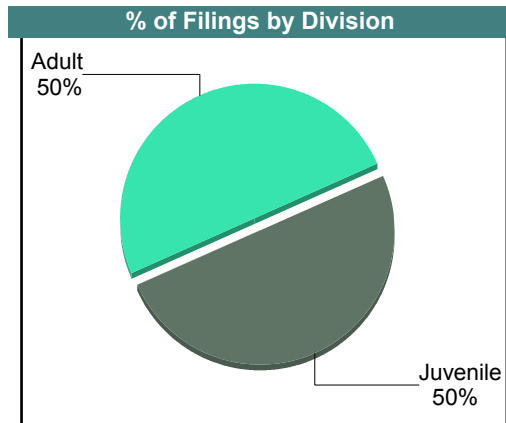

**CASELOAD STATISTICS OF THE JUVENILE & DOMESTIC RELATIONS COURTS**

**Hanover**

District: 15

November 2017

		<u>Filings</u>	<u>Hearings</u>	<u>Transactions</u>	<u>Concluded</u>	<u>Cont</u>
<b><u>Adult</u></b>						
Non-Family Abuse Prot Order	AP	0	2	2	2	-
Capias	CA	28	74	74	29	45
Felony	CF	13	35	35	12	23
Misdemeanor	CM	31	87	87	35	52
Family Abuse - Prot Order	FP	15	29	29	13	16
Motion - Prot Order	MP	5	5	5	5	-
Violation of PO	PV	2	2	2	2	-
Remand Support	RS	4	4	4	4	-
Show Cause	SC	63	123	123	52	71
Civil Support	VS	50	86	86	57	29
<b>Adult Total</b>		<b>211</b>	<b>447</b>	<b>447</b>	<b>211</b>	<b>236</b>
<b><u>Juvenile</u></b>						
Abuse or Neglect	AN	0	1	1	1	-
Non-Family Abuse Prot Order	AP	0	2	2	2	-
Capias	CA	4	14	14	2	12
Child in Need of Services	CS	0	5	5	0	5
Custody Visitation	CV	143	244	244	171	73
Felony	DF	4	26	26	7	19
Misdemeanor	DM	26	94	94	16	78
Initial Foster Care	IF	1	1	1	0	1
Petition	PT	1	3	3	2	1
Remand Custody	RC	3	3	3	3	-
Remand Visitation	RV	3	3	3	3	-
Show Cause	SC	8	18	18	3	15
Status	ST	8	9	9	3	6
Traffic	T	10	18	18	8	10
Truancy	TR	0	2	2	0	2
<b>Juvenile Total</b>		<b>211</b>	<b>443</b>	<b>443</b>	<b>221</b>	<b>222</b>
<b>Hanover Totals</b>		<b>422</b>	<b>890</b>	<b>890</b>	<b>432</b>	<b>458</b>





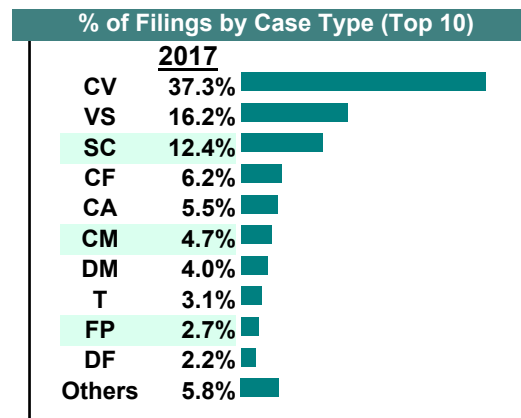
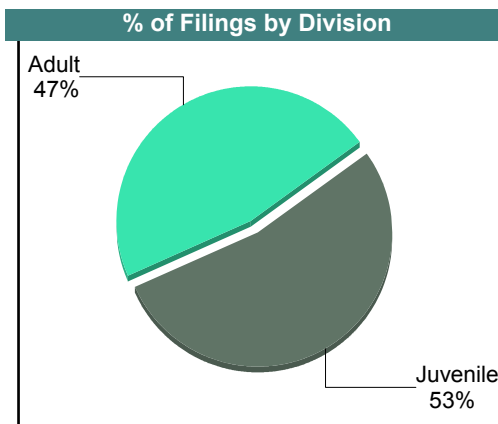
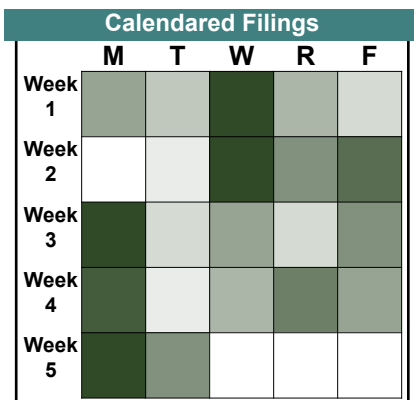
**CASELOAD STATISTICS OF THE JUVENILE & DOMESTIC RELATIONS COURTS**

October 2017

**Hanover**

District: 15

		<u>Filings</u>	<u>Hearings</u>	<u>Transactions</u>	<u>Concluded</u>	<u>Cont</u>
<b><u>Adult</u></b>						
Non-Family Abuse Prot Order	AP	1	2	2	0	2
Capias	CA	21	57	57	19	38
Felony	CF	28	37	37	19	18
Misdemeanor	CM	21	57	57	18	39
Family Abuse - Prot Order	FP	12	33	33	21	12
Motion - Prot Order	MP	3	4	4	3	1
Violation of PO	PV	2	2	2	2	-
Remand Support	RS	2	2	2	2	-
Show Cause	SC	47	143	143	72	71
Civil Support	VS	73	131	131	78	53
<b>Adult Total</b>		<b>210</b>	<b>468</b>	<b>468</b>	<b>234</b>	<b>234</b>
<b><u>Juvenile</u></b>						
Abuse or Neglect	AN	1	2	2	0	2
Non-Family Abuse Prot Order	AP	0	4	4	0	4
Capias	CA	4	7	7	2	5
Child in Need of Services	CS	0	7	7	0	7
Custody Visitation	CV	168	304	304	149	151
Felony	DF	10	48	48	15	33
Misdemeanor	DM	18	98	98	25	73
Foster Care Review	FC	1	1	1	1	-
Initial Foster Care	IF	1	1	1	1	-
Permanency	PH	3	3	3	3	-
Remand Custody	RC	3	3	3	3	-
Remand Visitation	RV	3	3	3	3	-
Show Cause	SC	9	16	16	6	10
Status	ST	3	6	6	1	5
Traffic	T	14	24	25	12	13
Term Parental Rights	TP	3	3	3	2	1
Truancy	TR	0	9	9	2	7
<b>Juvenile Total</b>		<b>241</b>	<b>539</b>	<b>540</b>	<b>225</b>	<b>311</b>
<b>Hanover Totals</b>		<b>451</b>	<b>1,007</b>	<b>1,008</b>	<b>459</b>	<b>545</b>



CASELOAD STATISTICS OF THE JUVENILE & DOMESTIC RELATIONS COURTS

September 2017

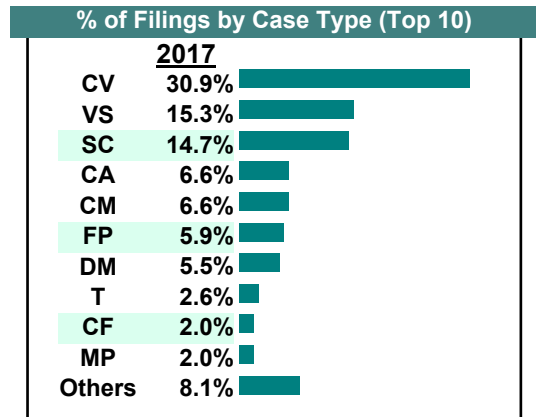
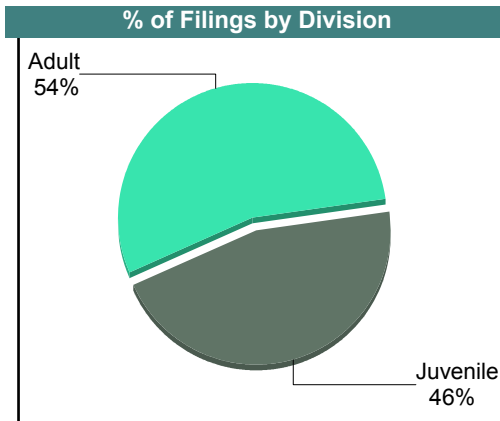

Hanover

District: 15

		Filings	Hearings	Transactions	Concluded	Cont
<b>Adult</b>						
Non-Family Abuse Prot Order	AP	3	6	6	4	2
Capias	CA	29	58	58	26	32
Felony	CF	9	22	22	11	11
Misdemeanor	CM	30	86	86	44	42
Family Abuse - Prot Order	FP	27	55	55	21	34
Motion - Prot Order	MP	9	9	9	9	-
Other	OT	2	2	2	0	2
Protective Order	PC	1	1	1	1	-
Violation of PO	PV	6	6	6	6	-
Remand Support	RS	4	4	4	4	-
Show Cause	SC	59	143	143	63	80
Civil Support	VS	70	119	119	58	61
<b>Adult Total</b>		<b>249</b>	<b>511</b>	<b>511</b>	<b>247</b>	<b>264</b>

<b>Juvenile</b>						
Abuse or Neglect	AN	0	1	1	1	-
Non-Family Abuse Prot Order	AP	3	4	4	1	3
Capias	CA	1	4	4	0	4
Custody Relief	CR	0	1	1	1	-
Child in Need of Services	CS	0	2	2	0	2
Custody Visitation	CV	141	262	262	146	115
Felony	DF	8	40	40	3	37
Misdemeanor	DM	25	91	91	19	72
Entrustment	ET	2	2	2	2	-
Initial Foster Care	IF	1	1	1	1	-
Permanency	PH	2	2	2	2	-
Petition	PT	1	1	1	0	1
Remand Custody	RC	2	2	2	2	-
Remand Visitation	RV	2	2	2	2	-
Show Cause	SC	8	17	17	6	11
Traffic	T	12	16	23	20	3
Truancy	TR	0	12	12	3	8
<b>Juvenile Total</b>		<b>208</b>	<b>460</b>	<b>467</b>	<b>209</b>	<b>256</b>

<b>Hanover Totals</b>		<b>457</b>	<b>971</b>	<b>978</b>	<b>456</b>	<b>520</b>
-----------------------	--	------------	------------	------------	------------	------------



CASELOAD STATISTICS OF THE JUVENILE & DOMESTIC RELATIONS COURTS

Hanover

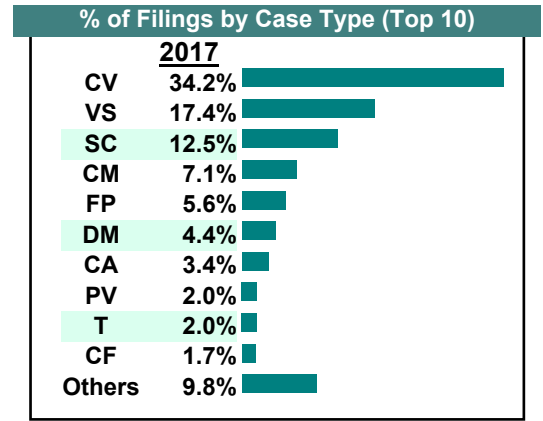
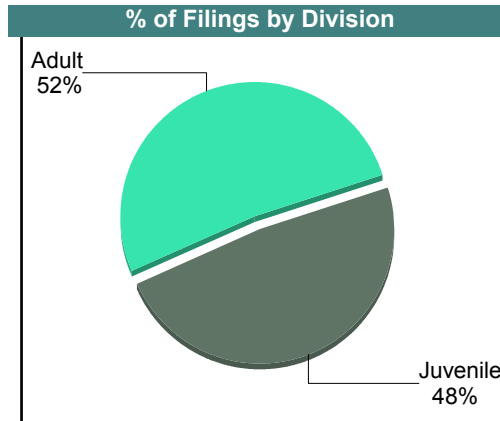

District: 15

August 2017

		Filings	Hearings	Transactions	Concluded	Cont
<b>Adult</b>						
Non-Family Abuse Prot Order	AP	3	5	5	2	3
Capias	CA	13	40	40	21	19
Felony	CF	7	36	36	10	26
Misdemeanor	CM	29	101	101	49	52
Family Abuse - Prot Order	FP	23	46	46	23	23
Motion - Prot Order	MP	4	4	4	3	1
Violation of PO	PV	8	8	8	8	-
Remand Support	RS	5	5	5	5	-
Show Cause	SC	48	120	120	50	70
Civil Support	VS	71	126	126	71	55
<b>Adult Total</b>		<b>211</b>	<b>491</b>	<b>491</b>	<b>242</b>	<b>249</b>

<b>Juvenile</b>						
Capias	CA	1	6	6	4	2
Child in Need of Services	CS	0	5	5	0	5
Custody Visitation	CV	140	271	271	148	123
Felony	DF	7	35	35	11	24
Misdemeanor	DM	18	69	69	19	50
Foster Care Review	FC	1	1	1	1	-
Permanency	PH	1	2	2	2	-
Petition	PT	1	1	1	0	1
Remand Custody	RC	5	5	5	5	-
Remand Visitation	RV	7	7	7	7	-
Show Cause	SC	3	14	14	6	8
Status	ST	1	2	2	1	1
Traffic	T	8	22	25	19	6
Truancy	TR	5	15	15	2	13
<b>Juvenile Total</b>		<b>198</b>	<b>455</b>	<b>458</b>	<b>225</b>	<b>233</b>

<b>Hanover Totals</b>		<b>409</b>	<b>946</b>	<b>949</b>	<b>467</b>	<b>482</b>
-----------------------	--	------------	------------	------------	------------	------------



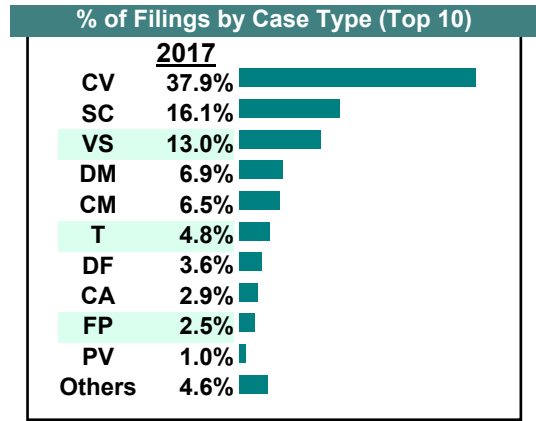
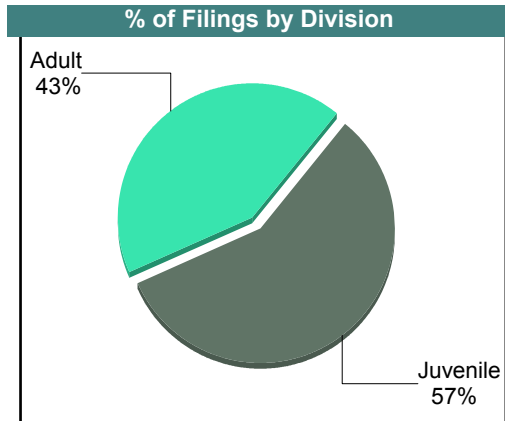
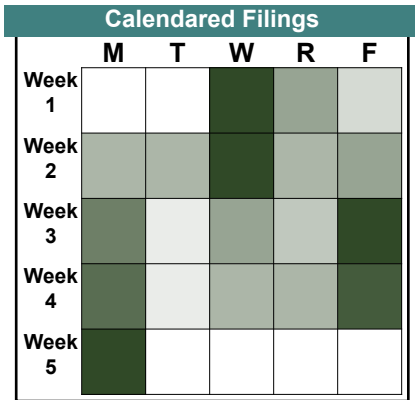
# CASELOAD STATISTICS OF THE JUVENILE & DOMESTIC RELATIONS COURTS

July 2017

Hanover

District: 15

		<u>Filings</u>	<u>Hearings</u>	<u>Transactions</u>	<u>Concluded</u>	<u>Cont</u>
<b><u>Adult</u></b>						
Non-Family Abuse Prot Order	AP	1	2	2	1	1
Capias	CA	13	51	51	21	30
Felony	CF	2	18	18	12	6
Misdemeanor	CM	31	107	107	44	63
Family Abuse - Prot Order	FP	12	33	33	23	10
Motion - Prot Order	MP	4	4	4	4	-
Violation of PO	PV	5	5	5	5	-
Remand Support	RS	2	2	2	2	-
Show Cause	SC	71	146	146	42	104
Civil Support	VS	62	99	99	44	55
<b>Adult Total</b>		<b>203</b>	<b>467</b>	<b>467</b>	<b>198</b>	<b>269</b>
<b><u>Juvenile</u></b>						
Abuse or Neglect	AN	0	2	2	0	2
Non-Family Abuse Prot Order	AP	1	2	2	1	1
Capias	CA	1	2	2	0	2
Custody Relief	CR	1	1	1	0	1
Child in Need of Services	CS	1	7	7	1	6
Custody Visitation	CV	181	274	274	112	162
Felony	DF	17	46	46	5	41
Misdemeanor	DM	33	81	81	17	64
Foster Care Review	FC	2	2	2	2	-
Permanency	PH	2	2	2	1	1
Petition	PT	0	1	1	1	-
Remand Custody	RC	3	3	3	3	-
Remand Visitation	RV	3	3	3	3	-
Show Cause	SC	6	16	16	8	8
Traffic	T	23	28	30	20	10
Truancy	TR	0	4	4	0	4
<b>Juvenile Total</b>		<b>274</b>	<b>474</b>	<b>476</b>	<b>174</b>	<b>302</b>
<b>Hanover Totals</b>		<b>477</b>	<b>941</b>	<b>943</b>	<b>372</b>	<b>571</b>



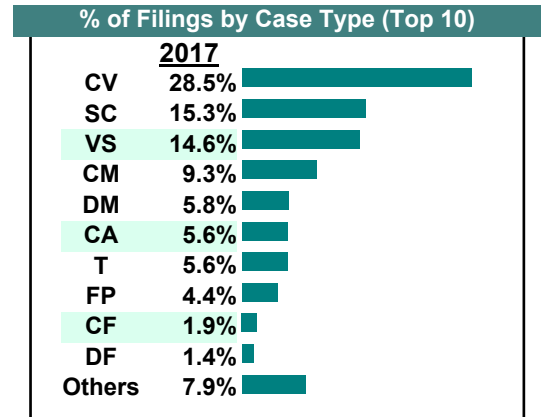
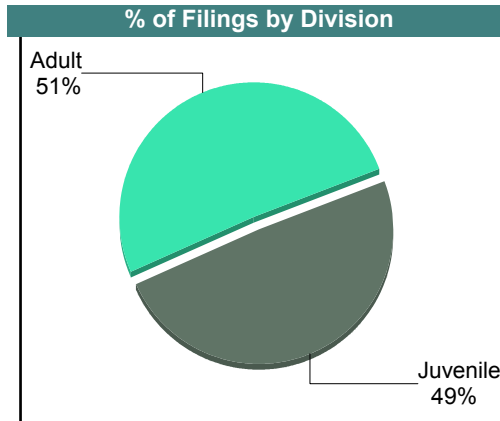
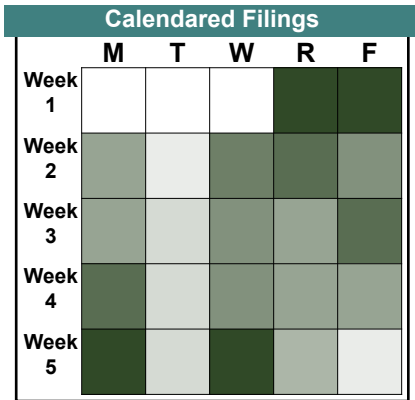
# CASELOAD STATISTICS OF THE JUVENILE & DOMESTIC RELATIONS COURTS

June 2017

Hanover

District: 15

		<u>Filings</u>	<u>Hearings</u>	<u>Transactions</u>	<u>Concluded</u>	<u>Cont</u>
<b><u>Adult</u></b>						
Capias	CA	22	52	52	21	31
Felony	CF	8	16	16	7	9
Misdemeanor	CM	40	114	114	32	82
Family Abuse - Prot Order	FP	19	48	48	19	29
Motion - Prot Order	MP	4	4	4	4	-
Violation of PO	PV	4	4	4	4	-
Remand Support	RS	5	5	5	5	-
Show Cause	SC	54	121	121	45	76
SL/Other	SL	1	1	1	1	-
Civil Support	VS	63	122	122	64	57
<b>Adult Total</b>		<b>220</b>	<b>487</b>	<b>487</b>	<b>202</b>	<b>284</b>
<b><u>Juvenile</u></b>						
Abuse or Neglect	AN	1	2	2	0	2
Non-Family Abuse Prot Order	AP	1	2	2	1	1
Capias	CA	2	5	5	1	4
Child in Need of Services	CS	0	2	2	0	2
Custody Visitation	CV	123	306	306	137	169
Felony	DF	6	48	48	7	41
Misdemeanor	DM	25	92	92	24	68
Initial Foster Care	IF	1	1	1	1	-
Motion - Prot Order	MP	1	1	1	1	-
Violation Fam Abuse PO	PS	1	1	1	1	-
Remand Custody	RC	5	5	5	5	-
Remand Visitation	RV	5	5	5	5	-
Show Cause	SC	12	25	25	15	10
Status	ST	1	1	1	1	-
Traffic	T	24	31	36	23	13
Truancy	TR	4	16	16	7	7
<b>Juvenile Total</b>		<b>212</b>	<b>543</b>	<b>548</b>	<b>229</b>	<b>317</b>
<b>Hanover Totals</b>		<b>432</b>	<b>1,030</b>	<b>1,035</b>	<b>431</b>	<b>601</b>



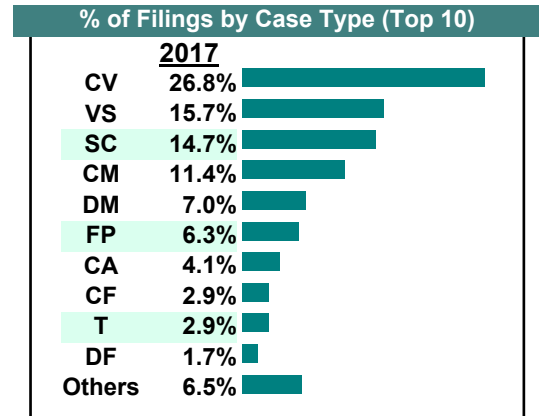
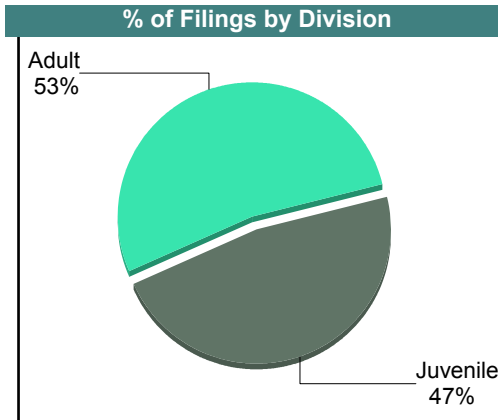
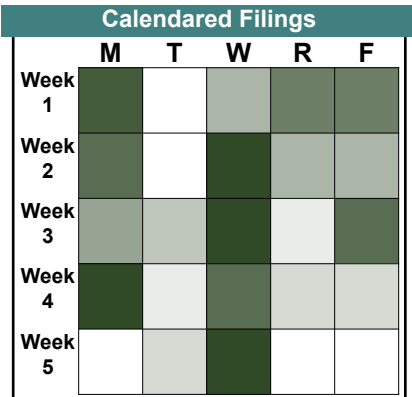
CASELOAD STATISTICS OF THE JUVENILE & DOMESTIC RELATIONS COURTS

May 2017

Hanover

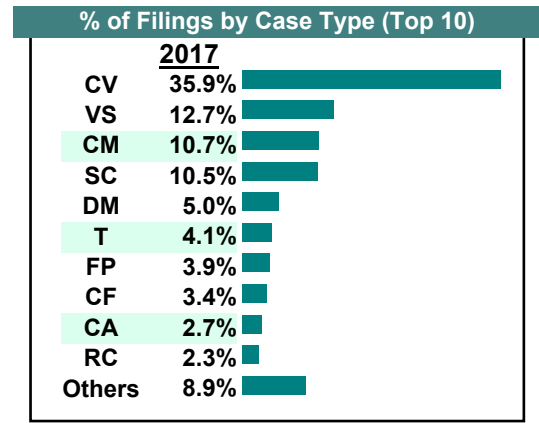
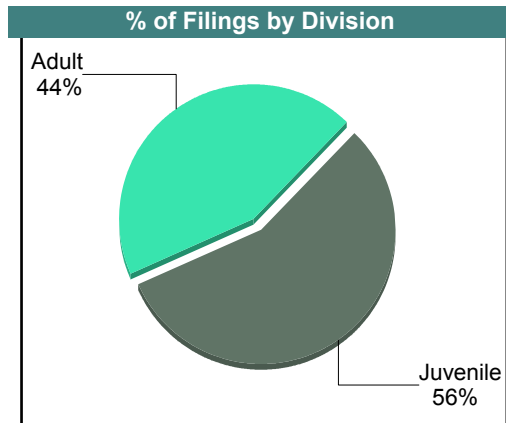
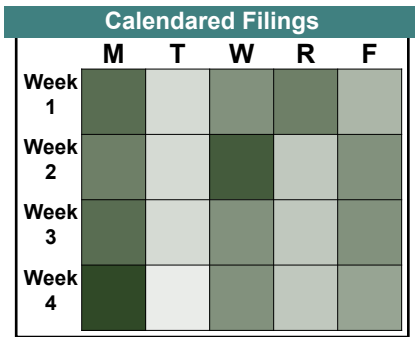
District: 15

		<u>Filings</u>	<u>Hearings</u>	<u>Transactions</u>	<u>Concluded</u>	<u>Cont</u>
<b>Adult</b>						
Non-Family Abuse Prot Order	AP	1	2	2	0	2
Capias	CA	16	42	42	20	22
Felony	CF	12	40	40	21	19
Misdemeanor	CM	47	125	125	49	76
Family Abuse - Prot Order	FP	26	54	54	18	36
Motion - Prot Order	MP	2	3	3	3	-
Other	OT	0	1	1	1	-
Remand Support	RS	3	3	3	3	-
Show Cause	SC	47	116	116	47	69
Civil Support	VS	65	106	106	64	42
<b>Adult Total</b>		<b>219</b>	<b>492</b>	<b>492</b>	<b>226</b>	<b>266</b>
<b>Juvenile</b>						
Abuse or Neglect	AN	0	1	1	0	1
Capias	CA	1	2	2	0	2
Child in Need of Services	CS	6	17	17	2	15
Custody Visitation	CV	111	227	227	121	106
Felony	DF	7	28	28	2	26
Misdemeanor	DM	29	83	83	17	66
Permanency	PH	1	1	1	1	-
Remand Custody	RC	3	3	3	3	-
Remand Visitation	RV	3	3	3	3	-
Show Cause	SC	14	25	25	4	21
Traffic	T	12	23	25	10	15
Truancy	TR	7	13	13	2	11
Voluntary Continuing Services Agreement	VA	1	1	1	1	-
<b>Juvenile Total</b>		<b>195</b>	<b>427</b>	<b>429</b>	<b>166</b>	<b>263</b>
<b>Hanover Totals</b>		<b>414</b>	<b>919</b>	<b>921</b>	<b>392</b>	<b>529</b>



April 2017

		<u>Filings</u>	<u>Hearings</u>	<u>Transactions</u>	<u>Concluded</u>	<u>Cont</u>
<b><u>Adult</u></b>						
Capias	CA	12	30	30	10	20
Felony	CF	15	27	27	2	25
Misdemeanor	CM	47	94	94	28	66
Family Abuse - Prot Order	FP	17	31	31	15	16
Motion - Prot Order	MP	2	3	3	2	1
Other	OT	1	1	1	0	1
Remand Support	RS	6	6	6	6	-
Show Cause	SC	36	95	95	38	57
SL/Other	SL	1	1	1	1	-
Civil Support	VS	56	92	92	49	43
<b>Adult Total</b>		<b>193</b>	<b>380</b>	<b>380</b>	<b>151</b>	<b>229</b>
<b><u>Juvenile</u></b>						
Abuse or Neglect	AN	1	1	1	0	1
Non-Family Abuse Prot Order	AP	1	2	2	2	-
Child in Need of Services	CS	3	7	7	2	5
Custody Visitation	CV	158	313	313	175	138
Felony	DF	5	37	37	9	28
Misdemeanor	DM	22	78	78	21	57
Foster Care Review	FC	2	2	2	2	-
Permanency	PH	1	1	1	1	-
Remand Custody	RC	10	10	10	10	-
Remand Visitation	RV	10	10	10	10	-
Show Cause	SC	10	14	14	0	14
Status	ST	0	1	1	0	1
Traffic	T	18	32	34	21	13
Truancy	TR	5	14	14	1	12
Voluntary Continuing Services Agreement	VA	1	1	1	1	-
<b>Juvenile Total</b>		<b>247</b>	<b>523</b>	<b>525</b>	<b>255</b>	<b>269</b>
<b>Hanover Totals</b>		<b>440</b>	<b>903</b>	<b>905</b>	<b>406</b>	<b>498</b>



**CASELOAD STATISTICS OF THE JUVENILE & DOMESTIC RELATIONS COURTS**

March 2017

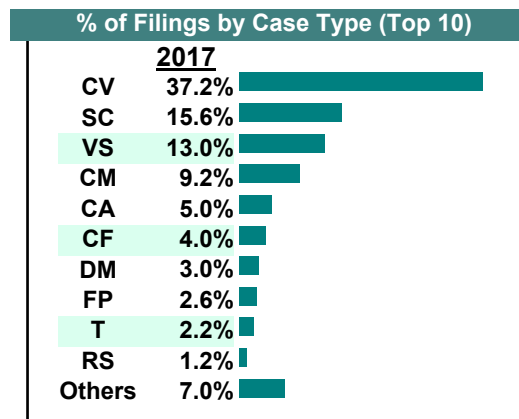
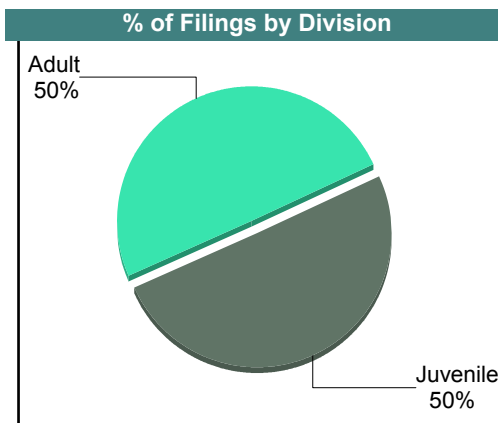

**Hanover**

District: 15

		<u>Filings</u>	<u>Hearings</u>	<u>Transactions</u>	<u>Concluded</u>	<u>Cont</u>
<b>Adult</b>						
Non-Family Abuse Prot Order	AP	2	4	4	1	3
Capias	CA	24	74	74	21	53
Felony	CF	20	54	54	26	28
Misdemeanor	CM	46	106	106	40	66
Family Abuse - Prot Order	FP	13	32	32	16	16
Motion - Prot Order	MP	3	3	3	2	1
Other	OT	1	1	1	1	-
Protective Order	PC	0	2	2	2	-
Violation of PO	PV	4	4	4	4	-
Remand Support	RS	6	6	6	6	-
Show Cause	SC	65	144	144	40	104
Civil Support	VS	65	104	104	57	47
<b>Adult Total</b>		<b>249</b>	<b>534</b>	<b>534</b>	<b>216</b>	<b>318</b>

		<u>Filings</u>	<u>Hearings</u>	<u>Transactions</u>	<u>Concluded</u>	<u>Cont</u>
<b>Juvenile</b>						
Non-Family Abuse Prot Order	AP	1	3	3	1	2
Capias	CA	1	1	1	0	1
Child in Need of Services	CS	4	5	5	2	3
Custody Visitation	CV	186	303	303	118	185
Felony	DF	4	49	49	10	39
Misdemeanor	DM	15	86	86	23	63
Permanency	PH	3	3	3	3	-
Petition	PT	1	1	1	0	1
Remand Custody	RC	5	5	5	5	-
Remand Visitation	RV	5	5	5	5	-
Show Cause	SC	13	24	24	11	13
Status	ST	0	3	3	3	-
Traffic	T	11	27	29	23	6
Truancy	TR	2	14	14	1	12
<b>Juvenile Total</b>		<b>251</b>	<b>529</b>	<b>531</b>	<b>205</b>	<b>325</b>

<b>Hanover Totals</b>		<b>500</b>	<b>1,063</b>	<b>1,065</b>	<b>421</b>	<b>643</b>
-----------------------	--	------------	--------------	--------------	------------	------------





**CASELOAD STATISTICS OF THE JUVENILE & DOMESTIC RELATIONS COURTS**

February 2017

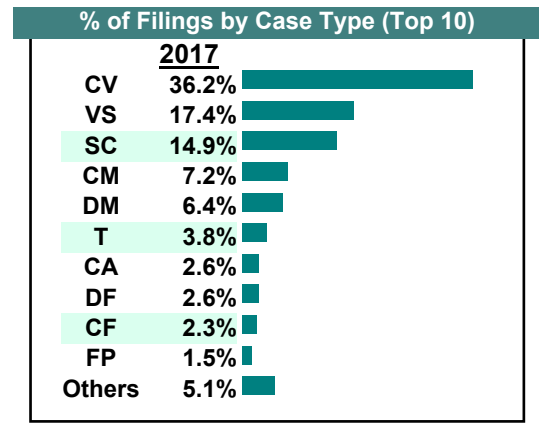
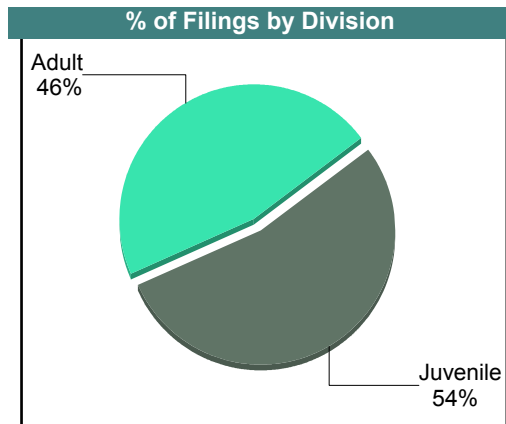

**Hanover**

District: 15

		<u>Filings</u>	<u>Hearings</u>	<u>Transactions</u>	<u>Concluded</u>	<u>Cont</u>
<b><u>Adult</u></b>						
Non-Family Abuse Prot Order	AP	0	1	1	1	-
Capias	CA	10	33	33	13	20
Felony	CF	9	41	41	17	24
Misdemeanor	CM	28	72	72	28	44
Family Abuse - Prot Order	FP	6	17	17	5	12
Motion - Prot Order	MP	3	4	4	4	-
Other	OT	1	1	1	1	-
Protective Order	PC	1	1	1	0	1
Violation of PO	PV	1	1	1	1	-
Show Cause	SC	52	116	116	36	80
SL/Other	SL	2	2	2	2	-
Civil Support	VS	68	117	117	65	52
<b>Adult Total</b>		<b>181</b>	<b>406</b>	<b>406</b>	<b>173</b>	<b>233</b>

<b><u>Juvenile</u></b>						
Abuse or Neglect	AN	0	1	1	1	-
Non-Family Abuse Prot Order	AP	1	1	1	0	1
Capias	CA	0	4	4	2	2
Child in Need of Services	CS	2	8	8	3	5
Custody Visitation	CV	141	282	282	141	141
Felony	DF	10	62	62	16	46
Misdemeanor	DM	25	104	104	25	79
Foster Care Review	FC	1	1	1	1	-
Initial Foster Care	IF	1	2	2	2	-
Juv Support	JS	0	1	1	1	-
Permanency	PH	1	1	1	1	-
Show Cause	SC	6	11	11	2	9
Status	ST	0	3	3	0	3
Traffic	T	15	32	33	25	8
Truancy	TR	6	8	8	0	8
<b>Juvenile Total</b>		<b>209</b>	<b>521</b>	<b>522</b>	<b>220</b>	<b>302</b>

<b>Hanover Totals</b>		<b>390</b>	<b>927</b>	<b>928</b>	<b>393</b>	<b>535</b>
-----------------------	--	------------	------------	------------	------------	------------



# CASELOAD STATISTICS OF THE JUVENILE & DOMESTIC RELATIONS COURTS

January 2017

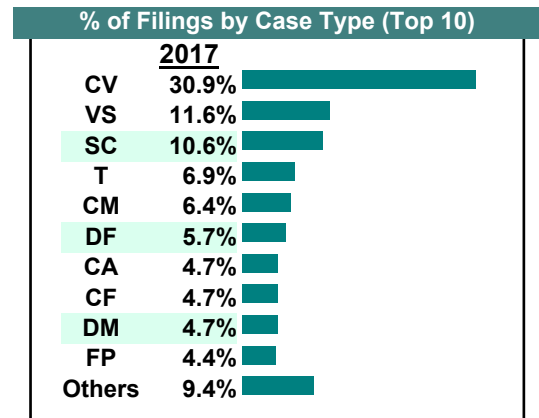
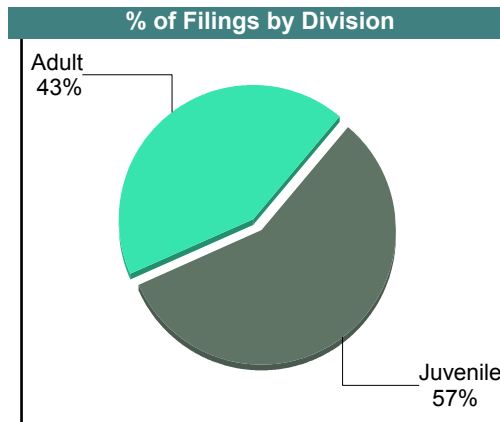

Hanover

District: 15

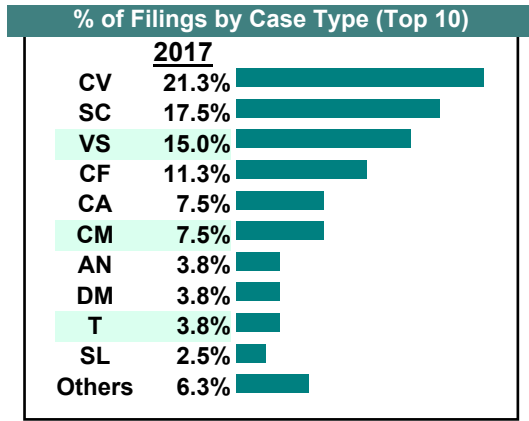
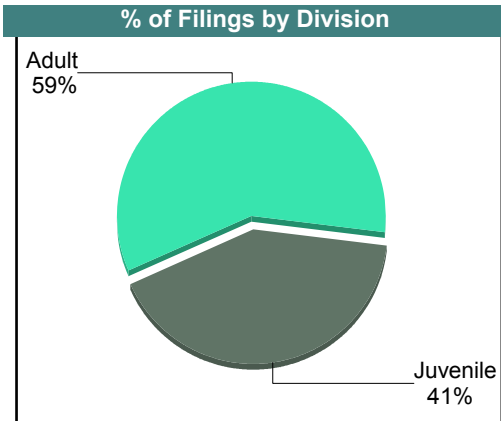

		<u>Filings</u>	<u>Hearings</u>	<u>Transactions</u>	<u>Concluded</u>	<u>Cont</u>
<b>Adult</b>						
Non-Family Abuse Prot Order	AP	1	2	2	0	2
Capias	CA	17	61	61	26	35
Felony	CF	19	48	48	15	33
Misdemeanor	CM	26	94	94	40	54
Family Abuse - Prot Order	FP	18	31	31	14	17
Motion - Prot Order	MP	4	4	4	4	-
Other	OT	1	1	1	1	-
Violation of PO	PV	1	1	1	1	-
Remand Support	RS	4	4	4	4	-
Show Cause	SC	35	117	117	55	62
Civil Support	VS	47	79	79	55	24
<b>Adult Total</b>		<b>173</b>	<b>442</b>	<b>442</b>	<b>215</b>	<b>227</b>

		<u>Filings</u>	<u>Hearings</u>	<u>Transactions</u>	<u>Concluded</u>	<u>Cont</u>
<b>Juvenile</b>						
Non-Family Abuse Prot Order	AP	2	3	3	2	1
Capias	CA	2	4	4	0	4
Child in Need of Services	CS	4	6	6	0	6
Custody Visitation	CV	125	271	271	174	97
Felony	DF	23	76	76	14	62
Misdemeanor	DM	19	98	98	31	67
Entrustment	ET	0	1	1	1	-
Foster Care Review	FC	2	2	2	2	-
Permanency	PH	2	2	2	2	-
Remand Custody	RC	4	4	4	4	-
Remand Visitation	RV	4	4	4	4	-
Show Cause	SC	8	12	12	6	6
Status	ST	1	1	1	0	1
Traffic	T	28	42	43	24	19
Truancy	TR	6	8	8	2	6
Voluntary Continuing Services Agreement	VA	2	2	2	2	-
<b>Juvenile Total</b>		<b>232</b>	<b>536</b>	<b>537</b>	<b>268</b>	<b>269</b>

<b>Hanover Totals</b>		<b>405</b>	<b>978</b>	<b>979</b>	<b>483</b>	<b>496</b>
-----------------------	--	------------	------------	------------	------------	------------



		Filings	Hearings	Transactions	Concluded	Cont
<b>Adult</b>						
Capias	CA	6	15	15	10	5
Felony	CF	9	18	18	9	9
Misdemeanor	CM	6	27	27	18	9
Family Abuse - Prot Order	FP	1	2	2	2	-
Protective Order	PC	0	1	1	0	1
Show Cause	SC	11	51	51	22	29
SL/Other	SL	2	2	2	2	-
Civil Support	VS	12	50	50	21	29
<b>Adult Total</b>		<b>47</b>	<b>166</b>	<b>166</b>	<b>84</b>	<b>82</b>
<b>Juvenile</b>						
Abuse or Neglect	AN	3	6	6	2	4
Child in Need of Services	CS	1	4	4	2	2
Custody Visitation	CV	17	143	143	44	99
Felony	DF	0	10	10	2	8
Misdemeanor	DM	3	34	34	13	21
Foster Care Review	FC	1	1	1	1	-
Petition	PT	1	13	13	3	10
Show Cause	SC	3	3	3	2	1
Status	ST	1	3	3	1	2
Traffic	T	3	8	8	3	5
<b>Juvenile Total</b>		<b>33</b>	<b>225</b>	<b>225</b>	<b>73</b>	<b>152</b>
<b>King George Totals</b>		<b>80</b>	<b>391</b>	<b>391</b>	<b>157</b>	<b>234</b>



**CASELOAD STATISTICS OF THE JUVENILE & DOMESTIC RELATIONS COURTS**

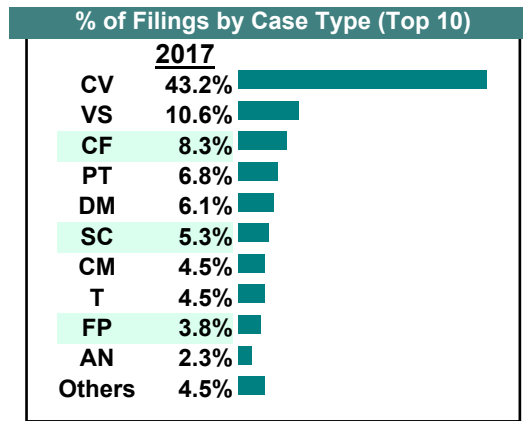
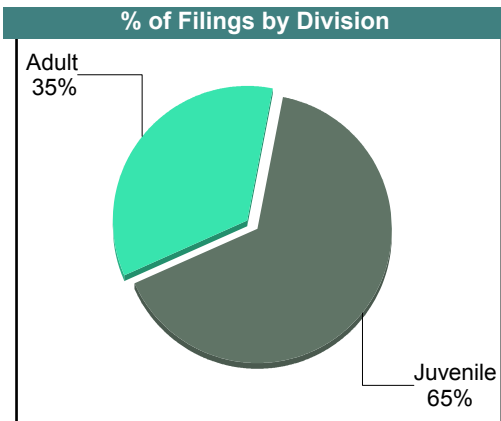
**King George**

District: 15

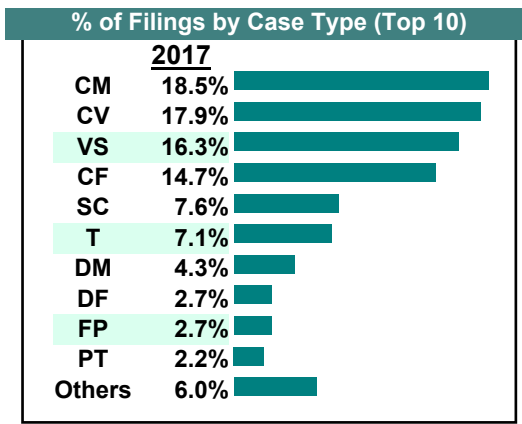
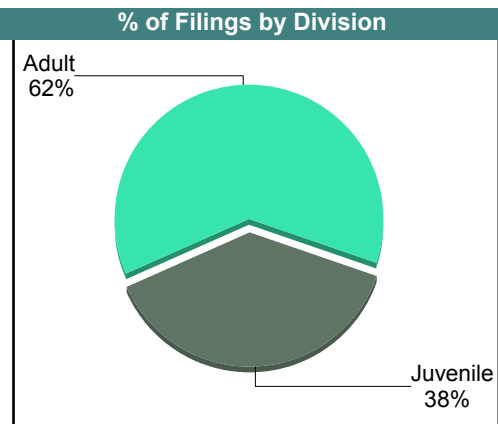

November 2017

		<u>Filings</u>	<u>Hearings</u>	<u>Transactions</u>	<u>Concluded</u>	<u>Cont</u>
<b><u>Adult</u></b>						
Capias	CA	2	11	11	3	8
Felony	CF	11	13	13	10	3
Misdemeanor	CM	6	35	35	21	14
Family Abuse - Prot Order	FP	5	13	13	7	6
Show Cause	SC	7	19	19	4	15
SL/Other	SL	1	1	1	1	-
Civil Support	VS	14	37	37	15	22
<b>Adult Total</b>		<b>46</b>	<b>129</b>	<b>129</b>	<b>61</b>	<b>68</b>
<b><u>Juvenile</u></b>						
Abuse or Neglect	AN	3	11	11	4	7
Child in Need of Services	CS	1	2	2	1	1
Custody Visitation	CV	57	118	118	42	76
Felony	DF	0	8	8	1	7
Misdemeanor	DM	8	22	22	3	19
Initial Foster Care	IF	1	1	1	1	-
Petition	PT	9	17	17	4	13
Show Cause	SC	0	2	2	0	2
Status	ST	0	1	1	0	1
Traffic	T	6	7	7	5	2
Truancy	TR	1	1	1	0	1
<b>Juvenile Total</b>		<b>86</b>	<b>190</b>	<b>190</b>	<b>61</b>	<b>129</b>
<b>King George Totals</b>		<b>132</b>	<b>319</b>	<b>319</b>	<b>122</b>	<b>197</b>

<b>Calendared Filings</b>					
	<b>M</b>	<b>T</b>	<b>W</b>	<b>R</b>	<b>F</b>
Week 1					
Week 2					
Week 3					
Week 4					
Week 5					



		Filings	Hearings	Transactions	Concluded	Cont
<b>Adult</b>						
Non-Family Abuse Prot Order	AP	0	1	1	0	1
Capias	CA	3	14	14	8	6
Felony	CF	27	31	31	28	3
Misdemeanor	CM	34	65	65	31	34
Family Abuse - Prot Order	FP	5	12	12	3	9
Protective Order	PC	1	2	2	0	2
Violation of PO	PV	1	1	1	1	-
Show Cause	SC	12	51	51	16	35
SL/Other	SL	1	1	1	1	-
Civil Support	VS	30	50	50	19	31
<b>Adult Total</b>		<b>114</b>	<b>228</b>	<b>228</b>	<b>107</b>	<b>121</b>
<b>Juvenile</b>						
Abuse or Neglect	AN	1	4	4	1	3
Child in Need of Services	CS	0	4	4	1	3
Custody Visitation	CV	33	136	136	59	77
Felony	DF	5	13	13	3	10
Misdemeanor	DM	8	39	39	15	24
Foster Care Review	FC	2	2	2	2	-
Petition	PT	4	20	20	8	12
Show Cause	SC	2	5	5	1	4
Status	ST	2	4	4	1	3
Traffic	T	13	15	15	5	10
Truancy	TR	0	4	4	3	1
<b>Juvenile Total</b>		<b>70</b>	<b>246</b>	<b>246</b>	<b>99</b>	<b>147</b>
<b>King George Totals</b>		<b>184</b>	<b>474</b>	<b>474</b>	<b>206</b>	<b>268</b>



CASELOAD STATISTICS OF THE JUVENILE & DOMESTIC RELATIONS COURTS

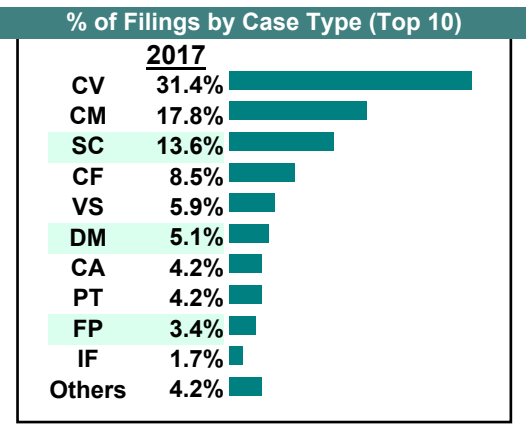
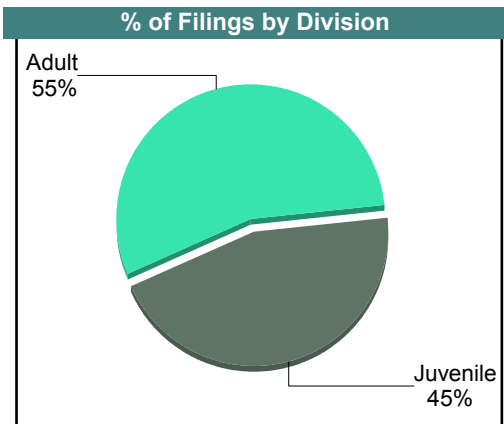
King George

District: 15

September 2017

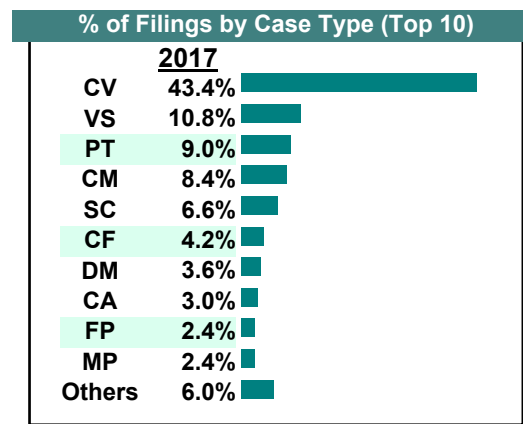
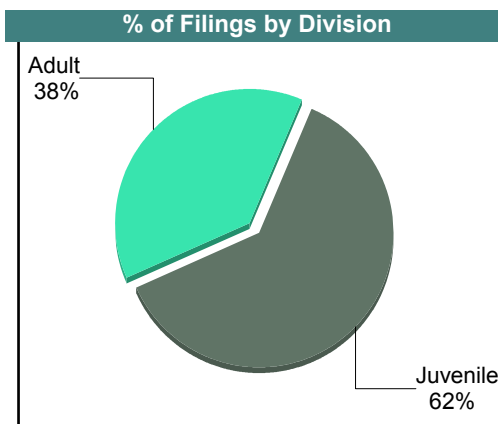
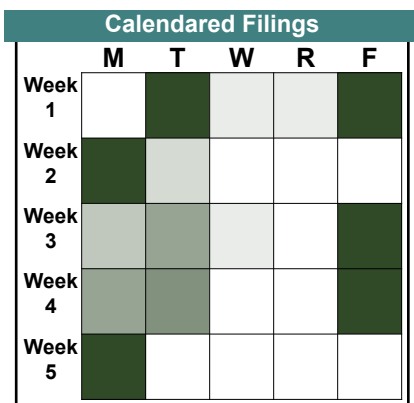
		Filings	Hearings	Transactions	Concluded	Cont
<b>Adult</b>						
Non-Family Abuse Prot Order	AP	1	1	1	0	1
Capias	CA	5	9	9	5	4
Felony	CF	10	11	11	10	1
Misdemeanor	CM	21	32	32	12	20
Family Abuse - Prot Order	FP	4	7	7	3	4
Show Cause	SC	15	25	25	3	22
SL/Other	SL	2	2	2	2	-
Civil Support	VS	7	24	24	13	11
<b>Adult Total</b>		<b>65</b>	<b>111</b>	<b>111</b>	<b>48</b>	<b>63</b>
<b>Juvenile</b>						
Custody Visitation	CV	37	111	111	65	46
Felony	DF	0	6	6	1	5
Misdemeanor	DM	6	31	31	4	27
Initial Foster Care	IF	2	2	2	2	-
Petition	PT	5	11	11	3	8
Child at Risk	RI	0	8	8	4	4
Show Cause	SC	1	1	1	0	1
Traffic	T	2	5	6	5	1
<b>Juvenile Total</b>		<b>53</b>	<b>175</b>	<b>176</b>	<b>84</b>	<b>92</b>
<b>King George Totals</b>		<b>118</b>	<b>286</b>	<b>287</b>	<b>132</b>	<b>155</b>

Calendared Filings					
	M	T	W	R	F
Week 1					
Week 2		■	■		■
Week 3	■	■			■
Week 4	■	■	■		■
Week 5	■	■			



August 2017

		Filings	Hearings	Transactions	Concluded	Cont
<b>Adult</b>						
Capias	CA	5	11	11	7	4
Felony	CF	7	28	28	13	15
Misdemeanor	CM	14	33	33	11	20
Family Abuse - Prot Order	FP	4	8	8	4	4
Motion - Prot Order	MP	4	4	4	4	-
Show Cause	SC	11	27	27	6	21
Civil Support	VS	18	33	33	10	23
<b>Adult Total</b>		<b>63</b>	<b>144</b>	<b>144</b>	<b>55</b>	<b>87</b>
<b>Juvenile</b>						
Child in Need of Services	CS	1	5	5	4	1
Custody Visitation	CV	72	122	122	31	91
Felony	DF	0	8	8	0	8
Misdemeanor	DM	6	26	26	13	13
Foster Care Review	FC	0	1	1	1	-
Petition	PT	15	24	24	10	14
Child at Risk	RI	4	4	4	0	4
Show Cause	SC	0	3	3	3	-
Status	ST	1	1	1	0	1
Traffic	T	4	6	6	3	3
<b>Juvenile Total</b>		<b>103</b>	<b>200</b>	<b>200</b>	<b>65</b>	<b>135</b>
<b>King George Totals</b>		<b>166</b>	<b>344</b>	<b>344</b>	<b>120</b>	<b>222</b>



**CASELOAD STATISTICS OF THE JUVENILE & DOMESTIC RELATIONS COURTS**

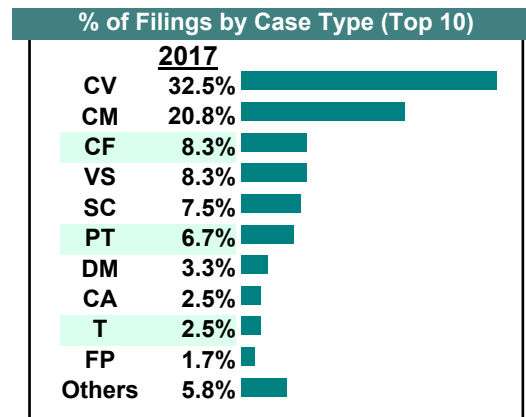
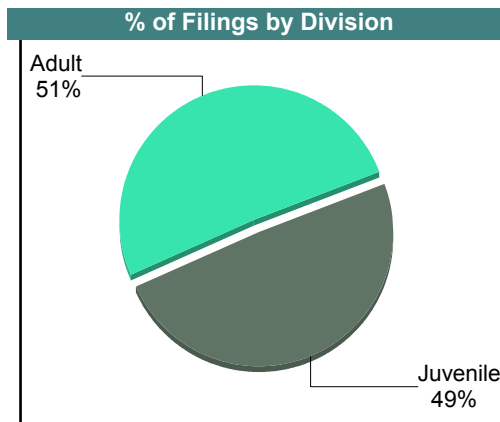
July 2017

**King George**

District: 15

		<u>Filings</u>	<u>Hearings</u>	<u>Transactions</u>	<u>Concluded</u>	<u>Cont</u>
<b>Adult</b>						
Capias	CA	3	7	7	4	3
Felony	CF	10	19	19	13	6
Misdemeanor	CM	25	49	49	28	21
Family Abuse - Prot Order	FP	2	8	8	4	4
Motion - Prot Order	MP	1	1	1	1	-
Remand Support	RS	1	1	1	1	-
Show Cause	SC	9	32	32	11	19
Civil Support	VS	10	26	26	10	16
<b>Adult Total</b>		<b>61</b>	<b>143</b>	<b>143</b>	<b>72</b>	<b>69</b>
<b>Juvenile</b>						
Child in Need of Services	CS	1	4	4	1	3
Custody Visitation	CV	39	95	95	26	67
Felony	DF	1	7	7	3	2
Misdemeanor	DM	4	40	40	9	29
Foster Care Review	FC	1	1	1	0	1
Petition	PT	8	11	11	3	8
Remand Custody	RC	1	1	1	1	-
Remand Visitation	RV	1	1	1	1	-
Traffic	T	3	5	5	4	1
<b>Juvenile Total</b>		<b>59</b>	<b>165</b>	<b>165</b>	<b>48</b>	<b>111</b>
<b>King George Totals</b>		<b>120</b>	<b>308</b>	<b>308</b>	<b>120</b>	<b>180</b>

Calendared Filings					
	M	T	W	R	F
Week 1					
Week 2					
Week 3					
Week 4					
Week 5					





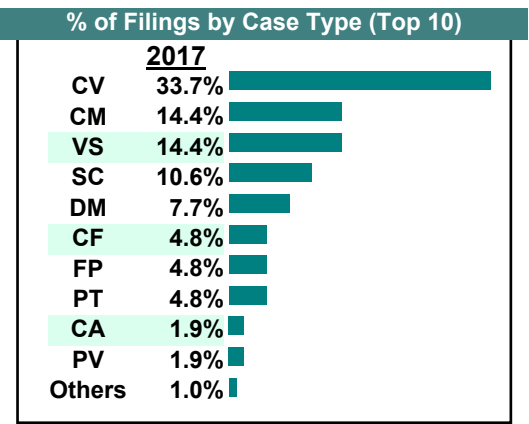
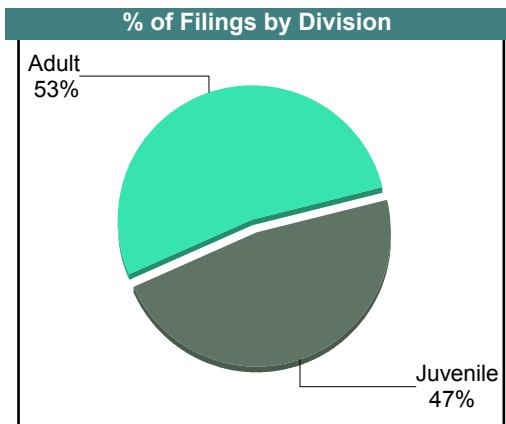

CASELOAD STATISTICS OF THE JUVENILE & DOMESTIC RELATIONS COURTS

King George

District: 15

June 2017

		Filings	Hearings	Transactions	Concluded	Cont
<b>Adult</b>						
Capias	CA	2	12	12	5	7
Felony	CF	5	17	17	8	9
Misdemeanor	CM	15	38	38	21	17
Family Abuse - Prot Order	FP	5	12	12	6	6
Motion - Prot Order	MP	1	2	2	1	1
Violation of PO	PV	2	2	2	2	-
Show Cause	SC	10	40	40	12	28
Civil Support	VS	15	32	32	13	19
<b>Adult Total</b>		<b>55</b>	<b>155</b>	<b>155</b>	<b>68</b>	<b>87</b>
<b>Juvenile</b>						
Abuse or Neglect	AN	0	2	2	1	1
Child in Need of Services	CS	0	3	3	1	2
Custody Visitation	CV	35	104	104	37	67
Felony	DF	0	14	14	2	12
Misdemeanor	DM	8	41	41	1	40
Petition	PT	5	8	8	3	5
Show Cause	SC	1	1	1	0	1
Status	ST	0	1	1	0	1
Traffic	T	0	7	7	4	3
<b>Juvenile Total</b>		<b>49</b>	<b>181</b>	<b>181</b>	<b>49</b>	<b>132</b>
<b>King George Totals</b>		<b>104</b>	<b>336</b>	<b>336</b>	<b>117</b>	<b>219</b>



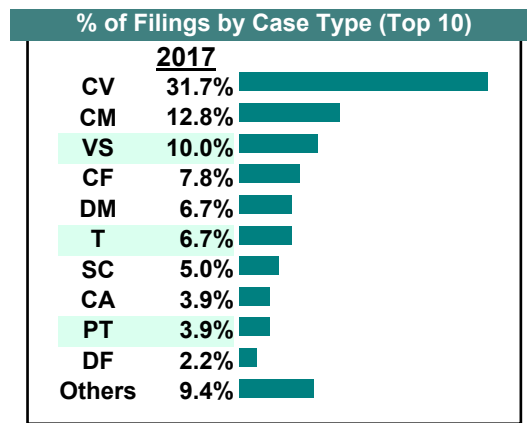
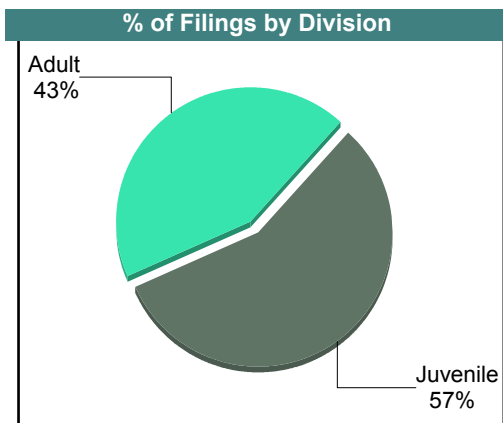

**CASELOAD STATISTICS OF THE JUVENILE & DOMESTIC RELATIONS COURTS**

**King George**

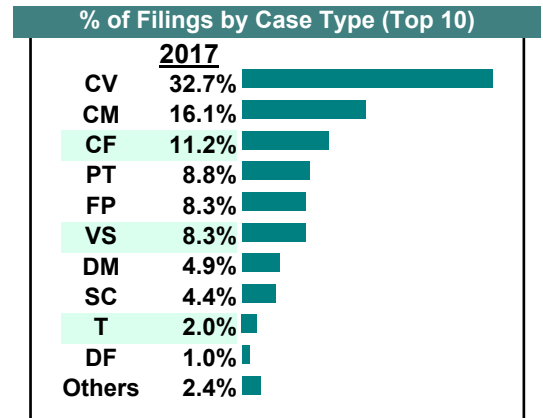
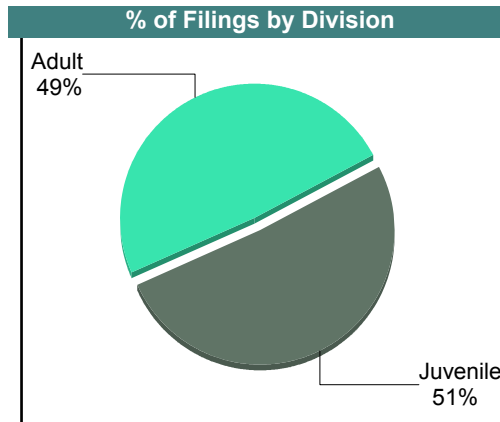
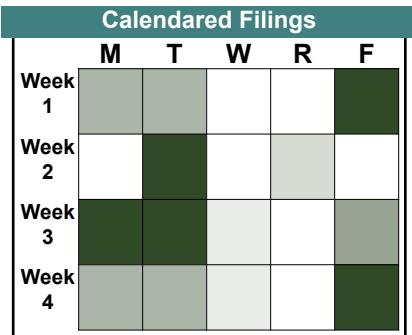
District: 15

May 2017

		<u>Filings</u>	<u>Hearings</u>	<u>Transactions</u>	<u>Concluded</u>	<u>Cont</u>
<b><u>Adult</u></b>						
Capias	CA	7	13	13	2	11
Felony	CF	14	20	20	10	10
Misdemeanor	CM	23	44	44	17	27
Family Abuse - Prot Order	FP	3	12	12	6	5
Remand Support	RS	2	2	2	2	-
Show Cause	SC	9	27	27	4	23
SL/Other	SL	2	2	2	2	-
Civil Support	VS	18	46	46	21	22
<b>Adult Total</b>		<b>78</b>	<b>166</b>	<b>166</b>	<b>64</b>	<b>98</b>
<b><u>Juvenile</u></b>						
Abuse or Neglect	AN	2	6	6	1	5
Child in Need of Services	CS	1	5	5	2	3
Custody Visitation	CV	57	143	143	43	96
Felony	DF	4	8	8	1	7
Misdemeanor	DM	12	60	60	20	40
Permanency	PH	1	1	1	1	-
Petition	PT	7	29	29	12	15
Remand Custody	RC	3	3	3	3	-
Remand Visitation	RV	1	1	1	1	-
Status	ST	0	1	1	1	-
Traffic	T	12	27	27	11	16
Truancy	TR	2	4	4	0	4
<b>Juvenile Total</b>		<b>102</b>	<b>288</b>	<b>288</b>	<b>96</b>	<b>186</b>
<b>King George Totals</b>		<b>180</b>	<b>454</b>	<b>454</b>	<b>160</b>	<b>284</b>



		<u>Filings</u>	<u>Hearings</u>	<u>Transactions</u>	<u>Concluded</u>	<u>Cont</u>
<b>Adult</b>						
Non-Family Abuse Prot Order	AP	0	1	1	1	-
Capias	CA	1	3	3	1	2
Felony	CF	23	28	28	18	10
Misdemeanor	CM	33	59	59	33	26
Family Abuse - Prot Order	FP	17	34	34	14	20
Show Cause	SC	9	18	18	6	12
Civil Support	VS	17	38	38	15	23
<b>Adult Total</b>		<b>100</b>	<b>181</b>	<b>181</b>	<b>88</b>	<b>93</b>
<b>Juvenile</b>						
Child in Need of Services	CS	1	10	10	4	6
Custody Visitation	CV	67	127	127	44	83
Felony	DF	2	5	5	0	5
Misdemeanor	DM	10	37	37	8	29
Permanency	PH	1	1	1	1	-
Petition	PT	18	25	25	13	12
Show Cause	SC	0	4	4	0	4
Status	ST	2	3	3	1	2
Traffic	T	4	7	7	6	1
Truancy	TR	0	2	2	0	2
<b>Juvenile Total</b>		<b>105</b>	<b>221</b>	<b>221</b>	<b>77</b>	<b>144</b>
<b>King George Totals</b>		<b>205</b>	<b>402</b>	<b>402</b>	<b>165</b>	<b>237</b>



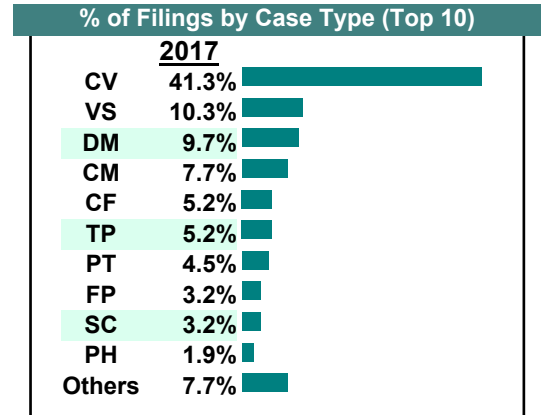
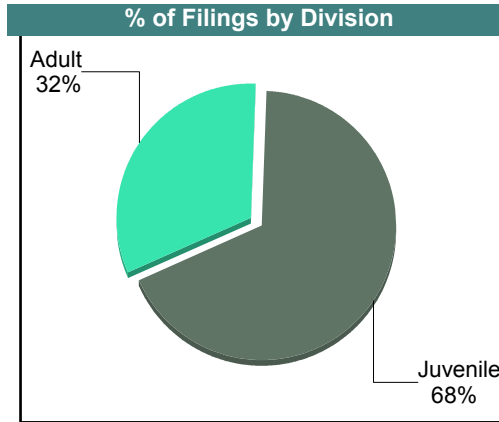

**CASELOAD STATISTICS OF THE JUVENILE & DOMESTIC RELATIONS COURTS**

**King George**

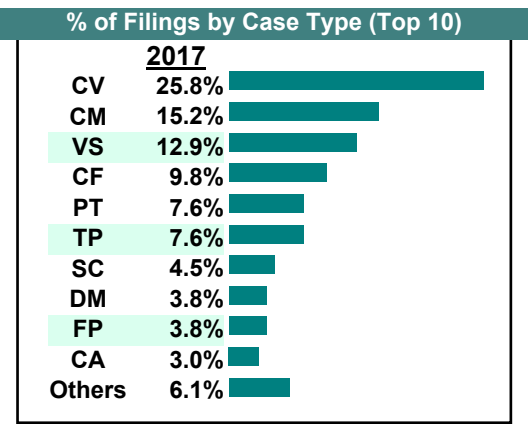
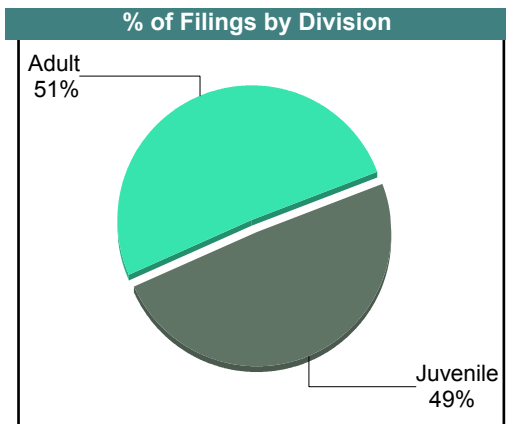

District: 15

March 2017

		<u>Filings</u>	<u>Hearings</u>	<u>Transactions</u>	<u>Concluded</u>	<u>Cont</u>
<b><u>Adult</u></b>						
Non-Family Abuse Prot Order	AP	1	3	3	2	1
Capias	CA	1	7	7	5	2
Felony	CF	8	28	28	15	13
Misdemeanor	CM	12	34	34	12	22
Family Abuse - Prot Order	FP	5	10	10	5	5
Motion - Prot Order	MP	1	1	1	1	-
Remand Support	RS	1	1	1	1	-
Show Cause	SC	5	25	25	7	18
Civil Support	VS	16	45	45	19	26
<b>Adult Total</b>		<b>50</b>	<b>154</b>	<b>154</b>	<b>67</b>	<b>87</b>
<b><u>Juvenile</u></b>						
Abuse or Neglect	AN	1	1	1	0	1
Non-Family Abuse Prot Order	AP	1	2	2	1	1
Child in Need of Services	CS	1	2	2	0	2
Custody Visitation	CV	64	157	157	83	74
Felony	DF	1	19	19	7	12
Misdemeanor	DM	15	48	48	6	42
Foster Care Review	FC	1	1	1	1	-
Permanency	PH	3	3	3	3	-
Petition	PT	7	16	16	1	15
Status	ST	0	1	1	0	1
Traffic	T	3	5	5	0	5
Term Parental Rights	TP	8	8	8	8	-
<b>Juvenile Total</b>		<b>105</b>	<b>263</b>	<b>263</b>	<b>110</b>	<b>153</b>
<b>King George Totals</b>		<b>155</b>	<b>417</b>	<b>417</b>	<b>177</b>	<b>240</b>



		<u>Filings</u>	<u>Hearings</u>	<u>Transactions</u>	<u>Concluded</u>	<u>Cont</u>
<b>Adult</b>						
Non-Family Abuse Prot Order	AP	2	2	2	0	2
Capias	CA	4	11	11	2	9
Felony	CF	13	26	26	12	14
Misdemeanor	CM	20	41	41	15	26
Family Abuse - Prot Order	FP	5	10	10	4	6
Violation of PO	PV	1	1	1	1	-
Show Cause	SC	5	27	27	4	22
Civil Support	VS	17	41	41	16	25
<b>Adult Total</b>		<b>67</b>	<b>159</b>	<b>159</b>	<b>54</b>	<b>104</b>
<b>Juvenile</b>						
Child in Need of Services	CS	1	7	7	1	6
Custody Visitation	CV	34	128	128	66	54
Felony	DF	2	14	14	4	9
Misdemeanor	DM	5	49	49	19	30
Petition	PT	10	15	15	13	1
Show Cause	SC	1	3	3	0	3
Traffic	T	0	2	2	1	1
Term Parental Rights	TP	10	10	10	10	-
Truancy	TR	2	3	3	1	2
<b>Juvenile Total</b>		<b>65</b>	<b>231</b>	<b>231</b>	<b>115</b>	<b>106</b>
<b>King George Totals</b>		<b>132</b>	<b>390</b>	<b>390</b>	<b>169</b>	<b>210</b>



CASELOAD STATISTICS OF THE JUVENILE & DOMESTIC RELATIONS COURTS

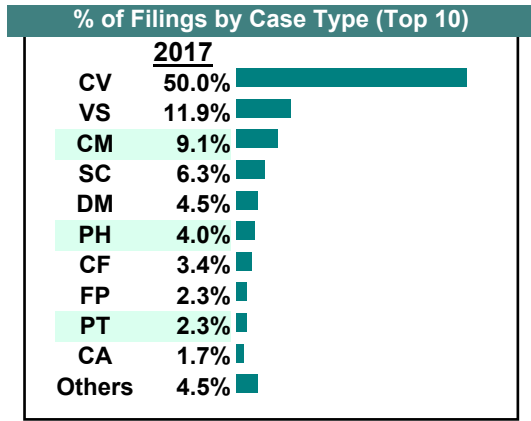
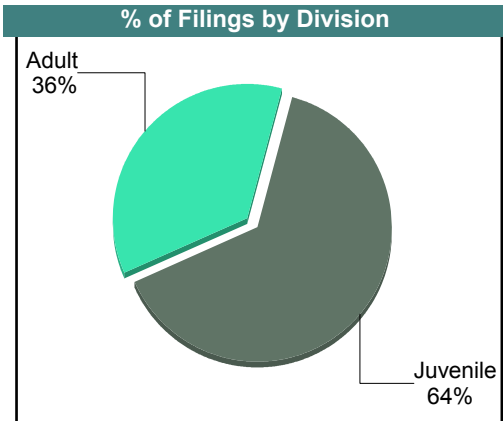
King George

District: 15

January 2017

		<u>Filings</u>	<u>Hearings</u>	<u>Transactions</u>	<u>Concluded</u>	<u>Cont</u>
<b>Adult</b>						
Capias	CA	3	13	13	2	11
Felony	CF	6	15	15	12	3
Misdemeanor	CM	16	29	29	9	20
Family Abuse - Prot Order	FP	4	9	9	5	4
Show Cause	SC	10	26	26	7	19
SL/Other	SL	3	3	3	3	-
Civil Support	VS	21	43	43	13	30
<b>Adult Total</b>		<b>63</b>	<b>138</b>	<b>138</b>	<b>51</b>	<b>87</b>
<b>Juvenile</b>						
Abuse or Neglect	AN	0	2	2	2	-
Child in Need of Services	CS	1	4	4	0	4
Custody Visitation	CV	88	228	228	66	162
Felony	DF	2	10	10	0	10
Misdemeanor	DM	8	29	29	3	26
Permanency	PH	7	7	7	7	-
Petition	PT	4	9	9	4	5
Show Cause	SC	1	1	1	0	1
Traffic	T	0	4	4	3	1
Term Parental Rights	TP	2	3	3	3	-
Truancy	TR	0	1	1	1	-
<b>Juvenile Total</b>		<b>113</b>	<b>298</b>	<b>298</b>	<b>89</b>	<b>209</b>
<b>King George Totals</b>		<b>176</b>	<b>436</b>	<b>436</b>	<b>140</b>	<b>296</b>

Calendared Filings				
	M	T	R	F
Week 1				
Week 2				
Week 3				
Week 4				
Week 5				



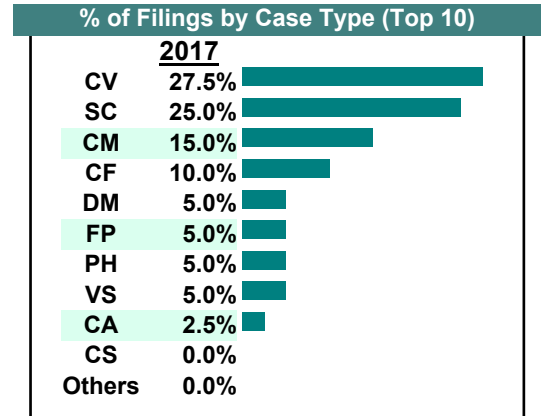
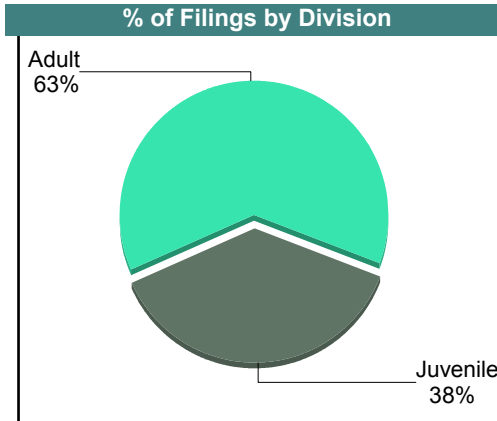
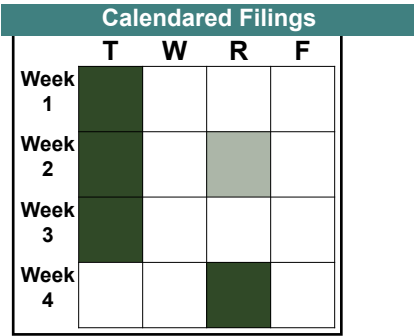
**CASELOAD STATISTICS OF THE JUVENILE & DOMESTIC RELATIONS COURTS**

December 2017

**Lancaster**

District: 15

		<u>Filings</u>	<u>Hearings</u>	<u>Transactions</u>	<u>Concluded</u>	<u>Cont</u>
<b><u>Adult</u></b>						
Capias	CA	1	3	3	1	2
Felony	CF	4	12	12	5	7
Misdemeanor	CM	6	17	17	7	10
Family Abuse - Prot Order	FP	2	6	6	2	4
Show Cause	SC	10	14	14	3	11
Civil Support	VS	2	4	4	4	-
<b>Adult Total</b>		<b>25</b>	<b>56</b>	<b>56</b>	<b>22</b>	<b>34</b>
<b><u>Juvenile</u></b>						
Child in Need of Services	CS	0	2	2	1	1
Custody Visitation	CV	11	28	28	17	11
Felony	DF	0	9	9	8	1
Misdemeanor	DM	2	14	14	7	7
Permanency	PH	2	2	2	2	-
Show Cause	SC	0	1	1	1	-
<b>Juvenile Total</b>		<b>15</b>	<b>56</b>	<b>56</b>	<b>36</b>	<b>20</b>
<b>Lancaster Totals</b>		<b>40</b>	<b>112</b>	<b>112</b>	<b>58</b>	<b>54</b>



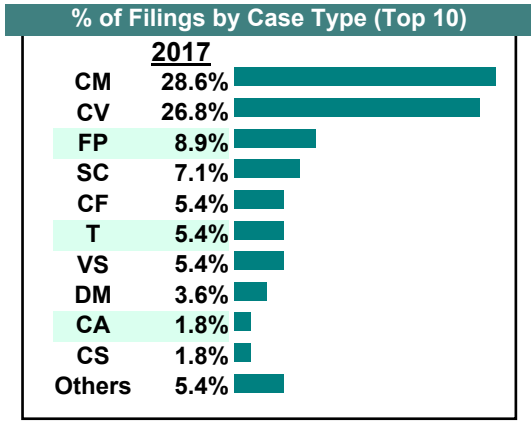
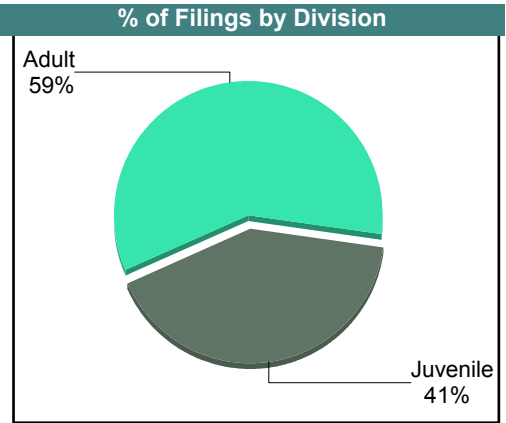
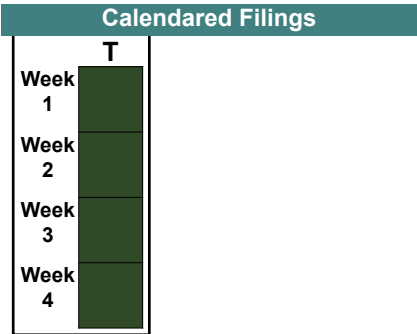
**CASELOAD STATISTICS OF THE JUVENILE & DOMESTIC RELATIONS COURTS**

November 2017

**Lancaster**

District: 15

		<u>Filings</u>	<u>Hearings</u>	<u>Transactions</u>	<u>Concluded</u>	<u>Cont</u>
<b><u>Adult</u></b>						
Capias	CA	1	7	7	1	6
Felony	CF	3	7	7	0	7
Misdemeanor	CM	16	28	28	7	21
Family Abuse - Prot Order	FP	5	10	10	2	8
Motion - Prot Order	MP	1	1	1	1	-
Show Cause	SC	4	29	29	10	19
Civil Support	VS	3	14	14	7	7
<b>Adult Total</b>		<b>33</b>	<b>96</b>	<b>96</b>	<b>28</b>	<b>68</b>
<b><u>Juvenile</u></b>						
Child in Need of Services	CS	1	6	6	0	6
Custody Visitation	CV	15	37	37	20	17
Felony	DF	0	2	2	0	2
Misdemeanor	DM	2	6	6	3	3
Permanency	PH	1	1	1	1	-
Status	ST	1	2	2	0	2
Traffic	T	3	3	3	0	3
<b>Juvenile Total</b>		<b>23</b>	<b>57</b>	<b>57</b>	<b>24</b>	<b>33</b>
<b>Lancaster Totals</b>		<b>56</b>	<b>153</b>	<b>153</b>	<b>52</b>	<b>101</b>





**CASELOAD STATISTICS OF THE JUVENILE & DOMESTIC RELATIONS COURTS**

October 2017

**Lancaster**

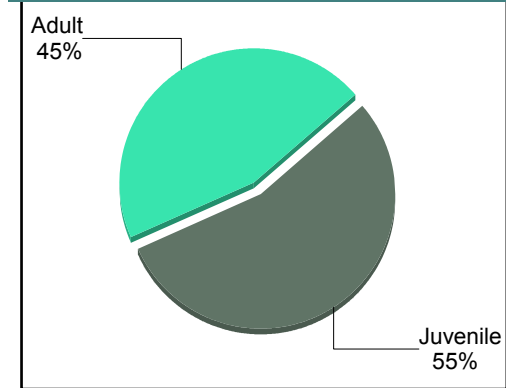
District: 15

		<u>Filings</u>	<u>Hearings</u>	<u>Transactions</u>	<u>Concluded</u>	<u>Cont</u>
<b><u>Adult</u></b>						
Non-Family Abuse Prot Order	AP	0	2	2	2	-
Capias	CA	7	14	14	8	6
Felony	CF	8	16	16	5	11
Misdemeanor	CM	9	29	29	17	12
Family Abuse - Prot Order	FP	2	6	6	2	4
Motion - Prot Order	MP	1	1	1	1	-
Show Cause	SC	2	22	22	10	12
Civil Support	VS	4	15	15	8	7
<b>Adult Total</b>		<b>33</b>	<b>105</b>	<b>105</b>	<b>53</b>	<b>52</b>
<b><u>Juvenile</u></b>						
Child in Need of Services	CS	2	6	6	2	4
Custody Visitation	CV	15	31	31	14	17
Felony	DF	3	11	11	2	9
Misdemeanor	DM	7	35	35	15	20
Petition	PT	1	2	2	0	2
Remand Custody	RC	1	1	1	1	-
Remand Visitation	RV	1	1	1	1	-
Show Cause	SC	3	8	8	6	2
Status	ST	5	6	6	5	1
Traffic	T	2	7	7	6	1
Truancy	TR	0	2	2	0	2
<b>Juvenile Total</b>		<b>40</b>	<b>110</b>	<b>110</b>	<b>52</b>	<b>58</b>
<b>Lancaster Totals</b>		<b>73</b>	<b>215</b>	<b>215</b>	<b>105</b>	<b>110</b>

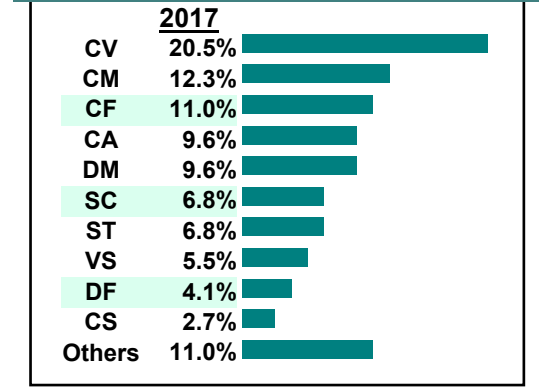
**Calendared Filings**

	<b>T</b>	<b>R</b>	<b>F</b>
Week 1	█		
Week 2	█		
Week 3	█		█
Week 4	█	█	

**% of Filings by Division**



**% of Filings by Case Type (Top 10)**



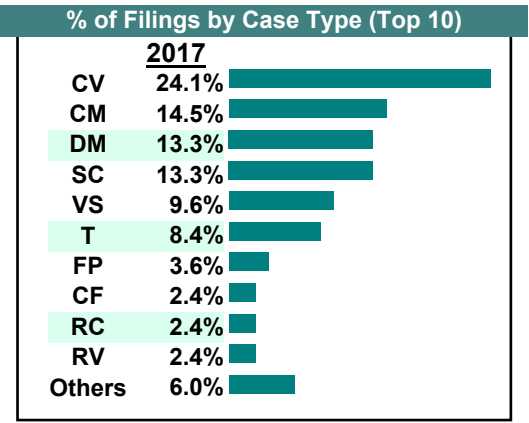
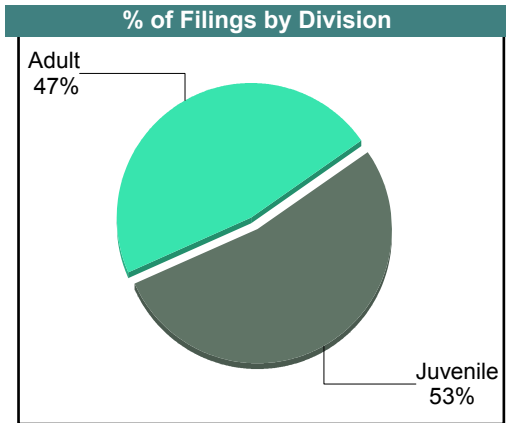
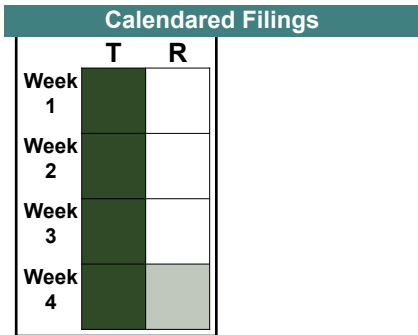
**CASELOAD STATISTICS OF THE JUVENILE & DOMESTIC RELATIONS COURTS**

September 2017

**Lancaster**

District: 15

		<u>Filings</u>	<u>Hearings</u>	<u>Transactions</u>	<u>Concluded</u>	<u>Cont</u>
<b>Adult</b>						
Non-Family Abuse Prot Order	AP	1	2	2	1	1
Capias	CA	1	3	3	1	2
Felony	CF	2	5	5	1	4
Misdemeanor	CM	12	22	22	5	17
Family Abuse - Prot Order	FP	3	5	5	2	3
Remand Support	RS	1	1	1	1	-
Show Cause	SC	11	27	27	12	15
Civil Support	VS	8	13	13	4	9
<b>Adult Total</b>		<b>39</b>	<b>78</b>	<b>78</b>	<b>27</b>	<b>51</b>
<b>Juvenile</b>						
Child in Need of Services	CS	0	5	5	2	3
Custody Visitation	CV	20	35	35	9	26
Felony	DF	1	9	9	2	7
Misdemeanor	DM	11	22	22	6	16
Foster Care Review	FC	1	1	1	1	-
Petition	PT	0	1	1	0	1
Remand Custody	RC	2	2	2	2	-
Remand Visitation	RV	2	2	2	2	-
Show Cause	SC	0	3	3	1	2
Traffic	T	7	8	8	5	3
Truancy	TR	0	1	1	0	1
<b>Juvenile Total</b>		<b>44</b>	<b>89</b>	<b>89</b>	<b>30</b>	<b>59</b>
<b>Lancaster Totals</b>		<b>83</b>	<b>167</b>	<b>167</b>	<b>57</b>	<b>110</b>



**CASELOAD STATISTICS OF THE JUVENILE & DOMESTIC RELATIONS COURTS**

**August 2017**

**Lancaster**

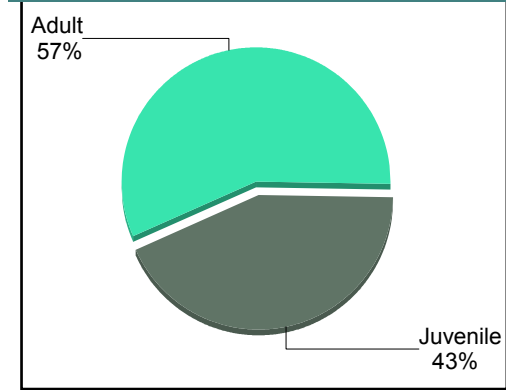
District: 15

		<u>Filings</u>	<u>Hearings</u>	<u>Transactions</u>	<u>Concluded</u>	<u>Cont</u>
<b><u>Adult</u></b>						
Capias	CA	3	9	9	4	5
Felony	CF	6	7	7	3	4
Misdemeanor	CM	14	27	27	11	16
Family Abuse - Prot Order	FP	4	7	7	4	3
Motion - Prot Order	MP	4	4	4	4	-
Show Cause	SC	18	44	44	15	29
Civil Support	VS	5	16	16	6	10
<b>Adult Total</b>		<b>54</b>	<b>114</b>	<b>114</b>	<b>47</b>	<b>67</b>
<b><u>Juvenile</u></b>						
Custody Relief	CR	0	1	1	1	-
Child in Need of Services	CS	1	3	3	1	2
Custody Visitation	CV	18	48	48	24	24
Felony	DF	1	10	10	0	10
Misdemeanor	DM	11	27	27	3	24
Petition	PT	1	2	2	1	1
Remand Custody	RC	1	1	1	1	-
Remand Visitation	RV	1	1	1	1	-
Show Cause	SC	1	2	2	1	1
Traffic	T	5	9	10	4	6
Truancy	TR	0	1	1	0	1
Voluntary Continuing Services Agreement	VA	1	1	1	1	-
<b>Juvenile Total</b>		<b>41</b>	<b>106</b>	<b>107</b>	<b>38</b>	<b>69</b>
<b>Lancaster Totals</b>		<b>95</b>	<b>220</b>	<b>221</b>	<b>85</b>	<b>136</b>

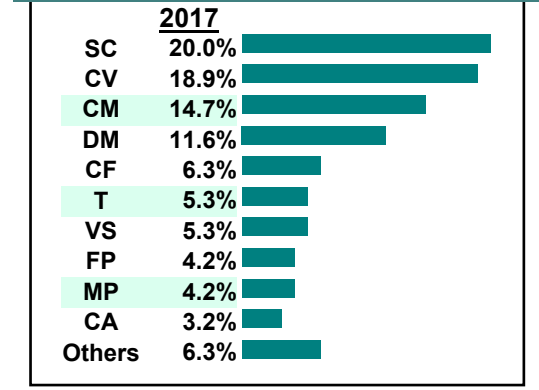
**Calendared Filings**

	<b>T</b>	<b>R</b>	<b>F</b>
Week 1	█		
Week 2	█		█
Week 3	█		
Week 4	█	█	

**% of Filings by Division**



**% of Filings by Case Type (Top 10)**



**CASELOAD STATISTICS OF THE JUVENILE & DOMESTIC RELATIONS COURTS**

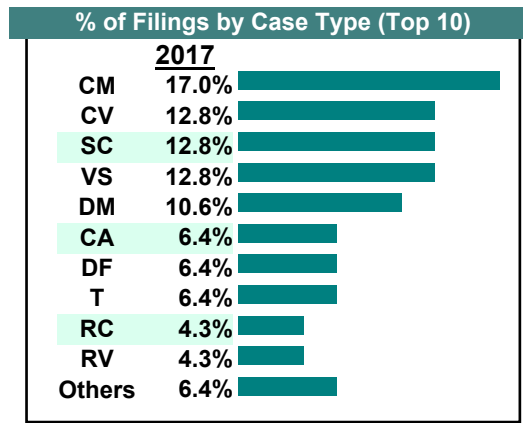
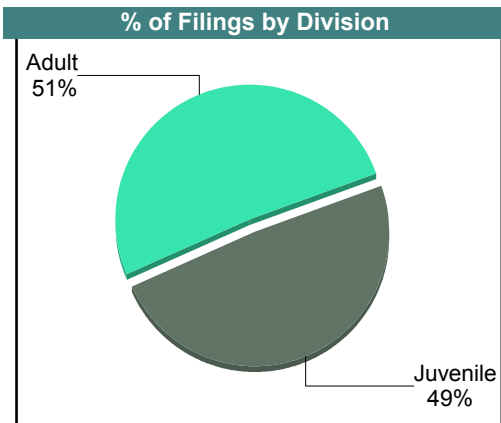
July 2017

**Lancaster**

District: 15

		<u>Filings</u>	<u>Hearings</u>	<u>Transactions</u>	<u>Concluded</u>	<u>Cont</u>
<b>Adult</b>						
Non-Family Abuse Prot Order	AP	0	3	3	1	2
Capias	CA	3	6	6	3	3
Felony	CF	1	8	8	8	-
Misdemeanor	CM	8	15	15	5	10
Remand Support	RS	1	1	1	1	-
Show Cause	SC	5	16	16	4	12
Civil Support	VS	6	13	13	5	8
<b>Adult Total</b>		<b>24</b>	<b>62</b>	<b>62</b>	<b>27</b>	<b>35</b>
<b>Juvenile</b>						
Child in Need of Services	CS	0	3	3	0	3
Custody Visitation	CV	6	29	29	15	14
Felony	DF	3	7	7	0	7
Misdemeanor	DM	5	17	17	4	13
Permanency	PH	1	1	1	1	-
Petition	PT	0	1	1	1	-
Remand Custody	RC	2	2	2	2	-
Remand Visitation	RV	2	2	2	2	-
Show Cause	SC	1	5	5	1	4
Status	ST	0	1	1	0	1
Traffic	T	3	6	6	4	2
Truancy	TR	0	1	1	0	1
<b>Juvenile Total</b>		<b>23</b>	<b>75</b>	<b>75</b>	<b>30</b>	<b>45</b>
<b>Lancaster Totals</b>		<b>47</b>	<b>137</b>	<b>137</b>	<b>57</b>	<b>80</b>

Calendared Filings		T	R
Week 1			
Week 2			
Week 3			



**CASELOAD STATISTICS OF THE JUVENILE & DOMESTIC RELATIONS COURTS**

June 2017

**Lancaster**

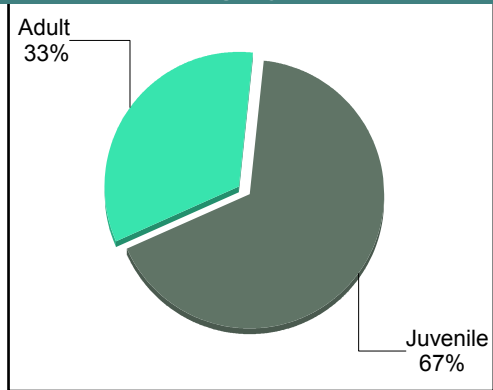
District: 15

		<u>Filings</u>	<u>Hearings</u>	<u>Transactions</u>	<u>Concluded</u>	<u>Cont</u>
<b>Adult</b>						
Capias	CA	2	8	8	2	6
Felony	CF	3	7	7	5	2
Misdemeanor	CM	3	21	21	12	9
Family Abuse - Prot Order	FP	1	1	1	0	1
Motion - Prot Order	MP	0	1	1	1	-
Other	OT	1	1	1	1	-
Show Cause	SC	5	12	12	5	7
SL/Other	SL	0	1	1	1	-
Civil Support	VS	4	16	16	6	10
<b>Adult Total</b>		<b>19</b>	<b>68</b>	<b>68</b>	<b>33</b>	<b>35</b>
<b>Juvenile</b>						
Child in Need of Services	CS	0	5	5	0	5
Custody Visitation	CV	25	55	55	34	21
Felony	DF	1	15	15	5	10
Misdemeanor	DM	5	24	24	11	13
Permanency	PH	2	2	2	2	-
Petition	PT	1	3	3	1	2
Show Cause	SC	2	2	2	0	2
Status	ST	1	3	3	2	1
Traffic	T	0	1	1	1	-
Truancy	TR	1	3	3	0	3
<b>Juvenile Total</b>		<b>38</b>	<b>113</b>	<b>113</b>	<b>56</b>	<b>57</b>
<b>Lancaster Totals</b>		<b>57</b>	<b>181</b>	<b>181</b>	<b>89</b>	<b>92</b>

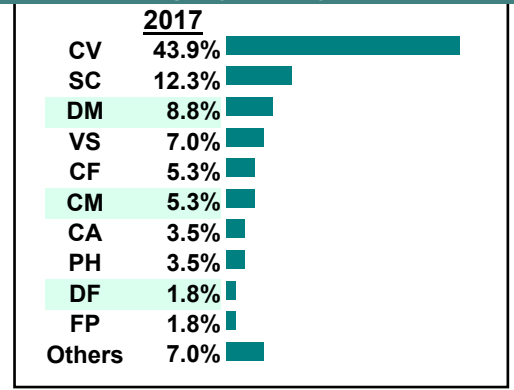
**Calendared Filings**

	<b>T</b>	<b>W</b>	<b>R</b>
Week 1	█		
Week 2	█	█	
Week 3	█		█
Week 4	█		

**% of Filings by Division**



**% of Filings by Case Type (Top 10)**



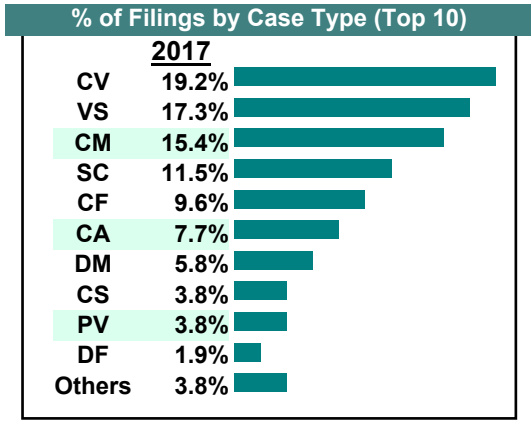
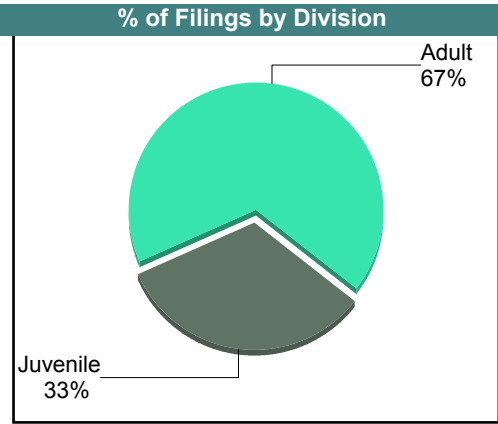
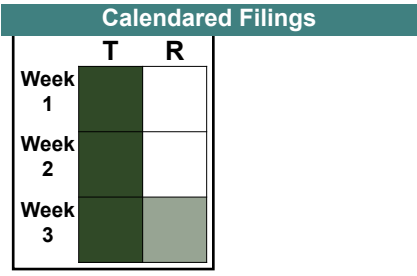
**CASELOAD STATISTICS OF THE JUVENILE & DOMESTIC RELATIONS COURTS**

May 2017

**Lancaster**

District: 15

		<u>Filings</u>	<u>Hearings</u>	<u>Transactions</u>	<u>Concluded</u>	<u>Cont</u>
<b><u>Adult</u></b>						
Non-Family Abuse Prot Order	AP	0	4	4	0	4
Capias	CA	4	6	6	1	5
Felony	CF	5	17	17	4	13
Misdemeanor	CM	8	25	25	10	15
Family Abuse - Prot Order	FP	0	1	1	1	-
Violation of PO	PV	2	2	2	2	-
Show Cause	SC	6	29	29	16	13
SL/Other	SL	1	1	1	0	1
Civil Support	VS	9	19	19	7	12
<b>Adult Total</b>		<b>35</b>	<b>104</b>	<b>104</b>	<b>41</b>	<b>63</b>
<b><u>Juvenile</u></b>						
Child in Need of Services	CS	2	4	4	0	4
Custody Visitation	CV	10	34	34	16	18
Felony	DF	1	7	7	4	3
Misdemeanor	DM	3	16	16	8	8
Permanency	PH	1	1	1	1	-
Show Cause	SC	0	2	2	0	2
<b>Juvenile Total</b>		<b>17</b>	<b>64</b>	<b>64</b>	<b>29</b>	<b>35</b>
<b>Lancaster Totals</b>		<b>52</b>	<b>168</b>	<b>168</b>	<b>70</b>	<b>98</b>



**CASELOAD STATISTICS OF THE JUVENILE & DOMESTIC RELATIONS COURTS**

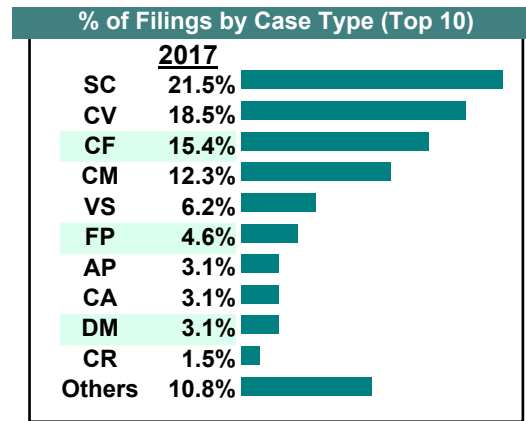
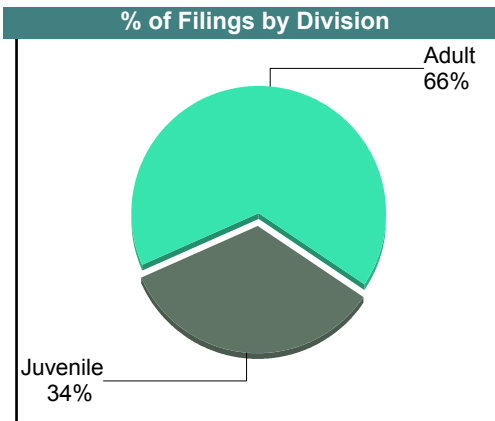
April 2017

**Lancaster**

District: 15

		<u>Filings</u>	<u>Hearings</u>	<u>Transactions</u>	<u>Concluded</u>	<u>Cont</u>
<b>Adult</b>						
Non-Family Abuse Prot Order	AP	2	3	3	0	3
Capias	CA	2	4	4	2	2
Felony	CF	10	20	20	6	14
Misdemeanor	CM	8	19	19	11	8
Family Abuse - Prot Order	FP	3	6	6	3	3
Motion - Prot Order	MP	1	1	1	0	1
Show Cause	SC	13	29	29	7	22
Civil Support	VS	4	12	12	7	5
<b>Adult Total</b>		<b>43</b>	<b>94</b>	<b>94</b>	<b>36</b>	<b>58</b>
<b>Juvenile</b>						
Abuse or Neglect	AN	0	1	1	1	-
Custody Relief	CR	1	1	1	0	1
Child in Need of Services	CS	1	5	5	1	4
Custody Visitation	CV	12	35	35	10	25
Felony	DF	1	20	20	6	14
Misdemeanor	DM	2	21	21	7	14
Petition	PT	1	1	1	0	1
Remand Custody	RC	1	1	1	1	-
Remand Visitation	RV	1	1	1	1	-
Show Cause	SC	1	2	2	0	2
Status	ST	0	1	1	0	1
Traffic	T	1	2	2	2	-
<b>Juvenile Total</b>		<b>22</b>	<b>91</b>	<b>91</b>	<b>29</b>	<b>62</b>
<b>Lancaster Totals</b>		<b>65</b>	<b>185</b>	<b>185</b>	<b>65</b>	<b>120</b>

Calendared Filings				
	T	W	R	F
Week 1	█			
Week 2	█			
Week 3	█	█		
Week 4	█		█	█



CASELOAD STATISTICS OF THE JUVENILE & DOMESTIC RELATIONS COURTS

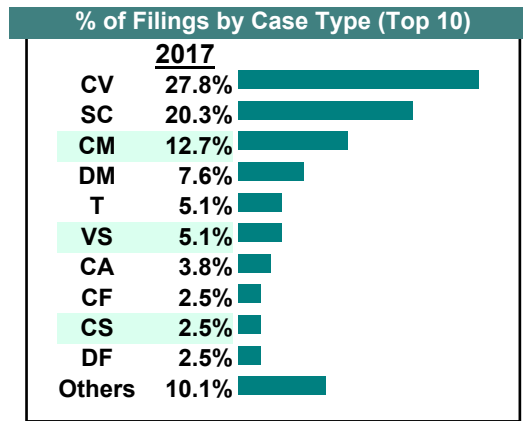
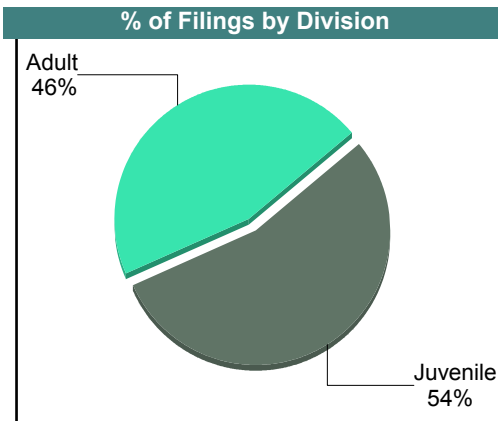
March 2017

Lancaster

District: 15

		Filings	Hearings	Transactions	Concluded	Cont
<b>Adult</b>						
Non-Family Abuse Prot Order	AP	1	1	1	0	1
Capias	CA	3	5	5	3	2
Felony	CF	2	2	2	0	2
Misdemeanor	CM	10	37	37	25	12
Family Abuse - Prot Order	FP	1	3	3	2	1
Violation of PO	PV	1	1	1	1	-
Show Cause	SC	14	30	30	9	21
Civil Support	VS	4	8	8	2	6
<b>Adult Total</b>		<b>36</b>	<b>87</b>	<b>87</b>	<b>42</b>	<b>45</b>
<b>Juvenile</b>						
Child in Need of Services	CS	2	2	2	0	2
Custody Visitation	CV	22	36	36	1	35
Felony	DF	2	14	14	5	9
Misdemeanor	DM	6	35	35	12	23
Foster Care Review	FC	2	2	2	2	-
Petition	PT	1	1	1	0	1
Show Cause	SC	2	4	4	2	2
Status	ST	2	4	4	1	3
Traffic	T	4	3	5	3	2
Truancy	TR	0	7	7	2	5
<b>Juvenile Total</b>		<b>43</b>	<b>108</b>	<b>110</b>	<b>28</b>	<b>82</b>
<b>Lancaster Totals</b>		<b>79</b>	<b>195</b>	<b>197</b>	<b>70</b>	<b>127</b>

Calendared Filings			
	T	R	F
Week 1	█		█
Week 2	█		
Week 3	█	█	
Week 4	█		





**CASELOAD STATISTICS OF THE JUVENILE & DOMESTIC RELATIONS COURTS**

February 2017

**Lancaster**

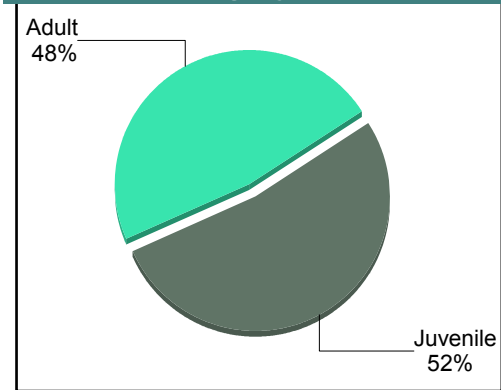
District: 15

		<u>Filings</u>	<u>Hearings</u>	<u>Transactions</u>	<u>Concluded</u>	<u>Cont</u>
<b>Adult</b>						
Capias	CA	2	4	4	1	3
Felony	CF	2	9	9	5	4
Misdemeanor	CM	28	46	46	13	33
Family Abuse - Prot Order	FP	3	7	7	3	4
Motion - Prot Order	MP	1	1	1	1	-
Remand Support	RS	1	1	1	1	-
Show Cause	SC	5	18	18	6	12
SL/Other	SL	0	3	3	3	-
Civil Support	VS	7	15	15	6	9
<b>Adult Total</b>		<b>49</b>	<b>104</b>	<b>104</b>	<b>39</b>	<b>65</b>
<b>Juvenile</b>						
Abuse or Neglect	AN	0	1	1	0	1
Child in Need of Services	CS	0	5	5	2	3
Custody Visitation	CV	22	59	59	42	17
Felony	DF	10	17	17	0	17
Misdemeanor	DM	9	22	22	2	20
Remand Custody	RC	4	4	4	4	-
Remand Visitation	RV	4	4	4	4	-
Show Cause	SC	0	1	1	0	1
Traffic	T	3	7	7	4	3
Truancy	TR	2	2	2	0	2
<b>Juvenile Total</b>		<b>54</b>	<b>122</b>	<b>122</b>	<b>58</b>	<b>64</b>
<b>Lancaster Totals</b>		<b>103</b>	<b>226</b>	<b>226</b>	<b>97</b>	<b>129</b>

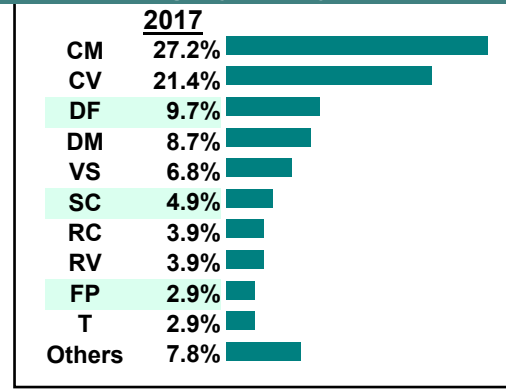
**Calendared Filings**

	<b>T</b>	<b>R</b>
Week 1		
Week 2		
Week 3		
Week 4		

**% of Filings by Division**



**% of Filings by Case Type (Top 10)**



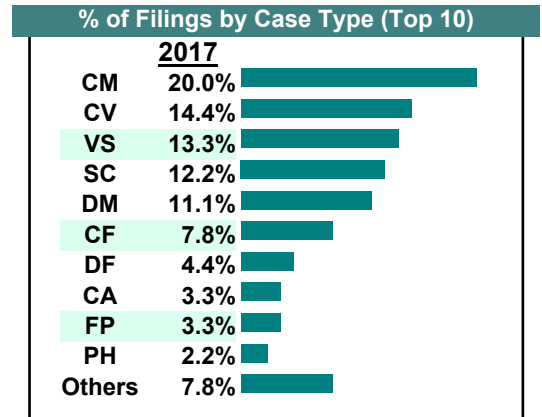
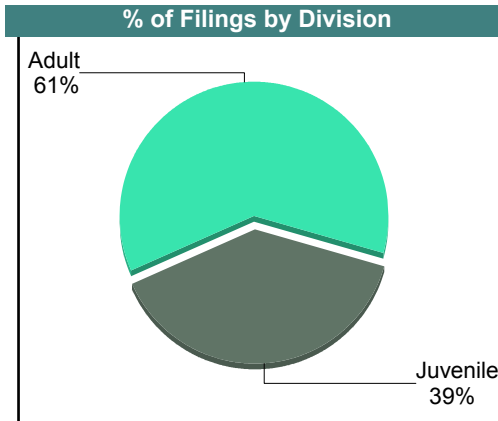
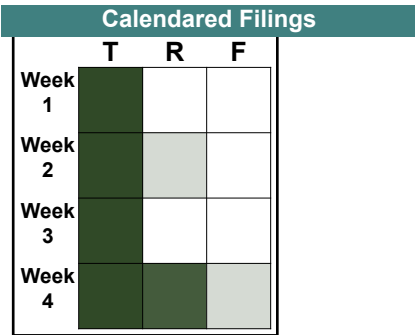
**CASELOAD STATISTICS OF THE JUVENILE & DOMESTIC RELATIONS COURTS**

January 2017

**Lancaster**

District: 15

		<u>Filings</u>	<u>Hearings</u>	<u>Transactions</u>	<u>Concluded</u>	<u>Cont</u>
<b>Adult</b>						
Capias	CA	3	9	9	3	6
Felony	CF	7	12	12	7	5
Misdemeanor	CM	18	27	27	5	22
Family Abuse - Prot Order	FP	3	4	4	1	3
Other	OT	0	1	1	1	-
Show Cause	SC	10	21	21	5	16
SL/Other	SL	2	3	3	0	3
Civil Support	VS	12	15	15	10	5
<b>Adult Total</b>		<b>55</b>	<b>92</b>	<b>92</b>	<b>32</b>	<b>60</b>
<b>Juvenile</b>						
Abuse or Neglect	AN	1	2	2	0	2
Child in Need of Services	CS	1	4	4	0	4
Custody Visitation	CV	13	33	33	9	24
Felony	DF	4	8	8	2	6
Misdemeanor	DM	10	18	18	3	15
Permanency	PH	2	2	2	2	-
Show Cause	SC	1	2	2	0	2
Status	ST	1	1	1	0	1
Traffic	T	1	7	7	2	5
Truancy	TR	1	2	2	0	2
<b>Juvenile Total</b>		<b>35</b>	<b>79</b>	<b>79</b>	<b>18</b>	<b>61</b>
<b>Lancaster Totals</b>		<b>90</b>	<b>171</b>	<b>171</b>	<b>50</b>	<b>121</b>

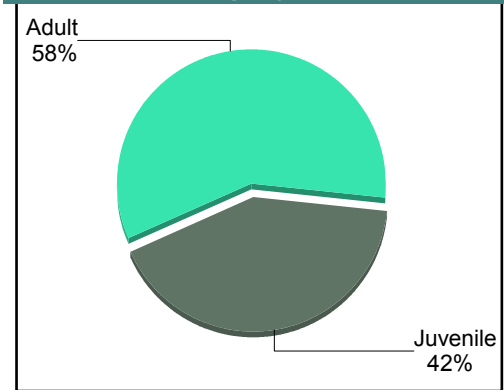


		Filings	Hearings	Transactions	Concluded	Cont
<b>Adult</b>						
Non-Family Abuse Prot Order	AP	1	1	1	1	-
Capias	CA	3	12	12	1	11
Felony	CF	1	3	3	0	3
Misdemeanor	CM	4	15	15	4	11
Family Abuse - Prot Order	FP	3	9	9	4	5
Motion - Prot Order	MP	4	4	4	4	-
Show Cause	SC	4	20	20	1	19
SL/Other	SL	1	1	1	0	1
Civil Support	VS	14	18	18	13	5
<b>Adult Total</b>		<b>35</b>	<b>83</b>	<b>83</b>	<b>28</b>	<b>55</b>
<b>Juvenile</b>						
Custody Relief	CR	1	1	1	1	-
Child in Need of Services	CS	1	4	4	0	4
Custody Visitation	CV	17	29	29	14	15
Felony	DF	2	5	5	0	5
Misdemeanor	DM	0	9	9	3	6
Petition	PT	0	1	1	1	-
Show Cause	SC	1	3	3	1	2
Status	ST	1	3	3	0	3
Traffic	T	2	1	3	3	-
Truancy	TR	0	3	3	0	3
<b>Juvenile Total</b>		<b>25</b>	<b>59</b>	<b>61</b>	<b>23</b>	<b>38</b>
<b>Northumberland Totals</b>		<b>60</b>	<b>142</b>	<b>144</b>	<b>51</b>	<b>93</b>

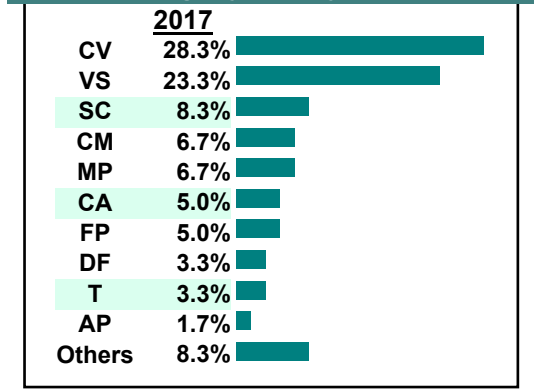
Calendared Filings

	T	R	F
Week 1			
Week 2			
Week 3			
Week 4			

% of Filings by Division



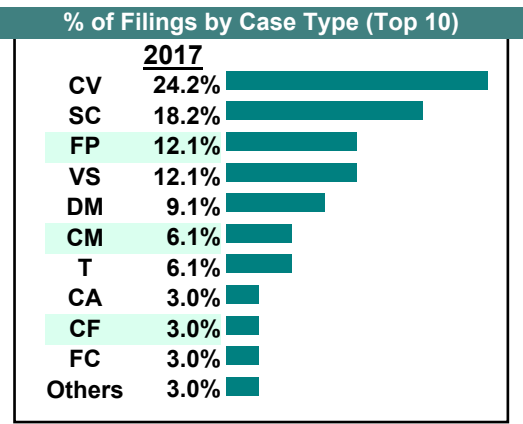
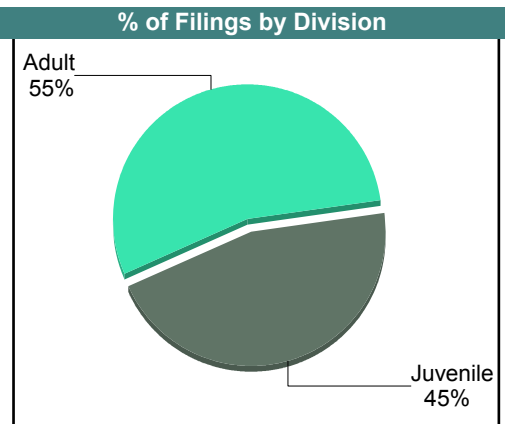
% of Filings by Case Type (Top 10)



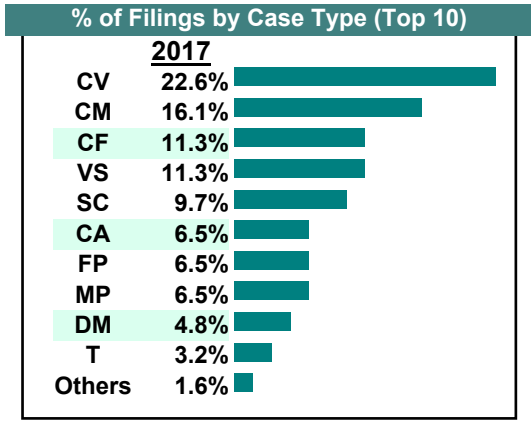
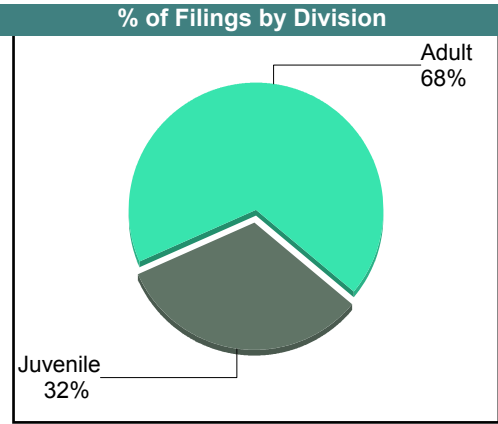
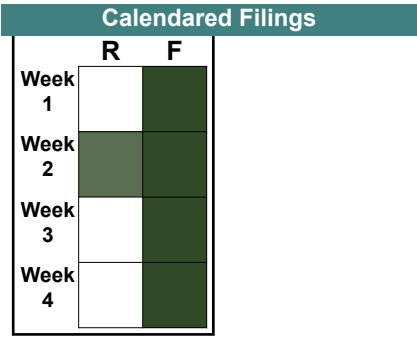
November 2017

		Filings	Hearings	Transactions	Concluded	Cont
<b>Adult</b>						
Capias	CA	1	3	3	1	2
Felony	CF	1	1	1	1	-
Misdemeanor	CM	2	2	2	0	2
Family Abuse - Prot Order	FP	4	9	9	5	4
Show Cause	SC	6	20	20	7	13
Civil Support	VS	4	5	5	3	2
<b>Adult Total</b>		<b>18</b>	<b>40</b>	<b>40</b>	<b>17</b>	<b>23</b>
<b>Juvenile</b>						
Child in Need of Services	CS	0	2	2	0	2
Custody Visitation	CV	8	15	15	9	6
Felony	DF	0	3	3	0	3
Misdemeanor	DM	3	10	10	4	6
Foster Care Review	FC	1	1	1	1	-
Petition	PT	0	1	1	0	1
Show Cause	SC	0	1	1	0	1
Status	ST	0	1	1	0	1
Traffic	T	2	2	2	0	2
Truancy	TR	1	2	2	0	2
<b>Juvenile Total</b>		<b>15</b>	<b>38</b>	<b>38</b>	<b>14</b>	<b>24</b>
<b>Northumberland Totals</b>		<b>33</b>	<b>78</b>	<b>78</b>	<b>31</b>	<b>47</b>

Calendared Filings			
	M	R	F
Week 1			
Week 2			
Week 3			

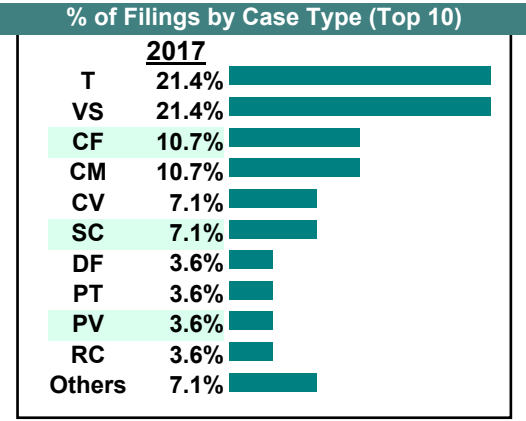
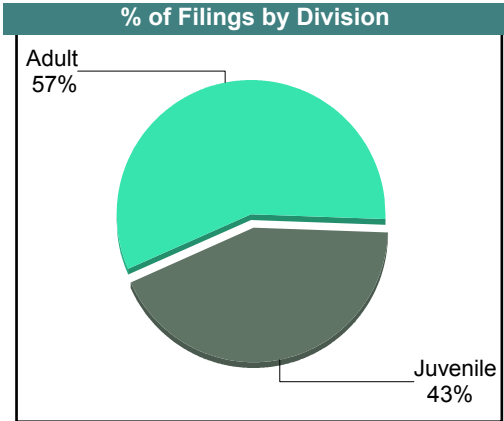


		Filings	Hearings	Transactions	Concluded	Cont
<b>Adult</b>						
Capias	CA	4	4	4	3	1
Felony	CF	7	7	7	6	1
Misdemeanor	CM	10	20	20	7	13
Family Abuse - Prot Order	FP	4	6	6	2	4
Motion - Prot Order	MP	4	4	4	4	-
Show Cause	SC	6	18	18	7	11
Civil Support	VS	7	14	14	8	6
<b>Adult Total</b>		<b>42</b>	<b>73</b>	<b>73</b>	<b>37</b>	<b>36</b>
<b>Juvenile</b>						
Child in Need of Services	CS	0	5	5	0	5
Custody Visitation	CV	14	20	20	12	8
Felony	DF	0	2	2	0	2
Misdemeanor	DM	3	7	7	1	6
Child at Risk	RI	1	1	1	1	-
Show Cause	SC	0	1	1	0	1
Status	ST	0	1	1	0	1
Traffic	T	2	3	6	4	2
<b>Juvenile Total</b>		<b>20</b>	<b>40</b>	<b>43</b>	<b>18</b>	<b>25</b>
<b>Northumberland Totals</b>		<b>62</b>	<b>113</b>	<b>116</b>	<b>55</b>	<b>61</b>



		Filings	Hearings	Transactions	Concluded	Cont
<b>Adult</b>						
Capias	CA	0	5	5	3	2
Felony	CF	3	11	11	7	4
Misdemeanor	CM	3	13	13	3	10
Family Abuse - Prot Order	FP	0	2	2	1	1
Violation of PO	PV	1	1	1	1	-
Remand Support	RS	1	1	1	1	-
Show Cause	SC	2	19	19	7	12
SL/Other	SL	0	1	1	1	-
Civil Support	VS	6	13	13	6	7
<b>Adult Total</b>		<b>16</b>	<b>66</b>	<b>66</b>	<b>30</b>	<b>36</b>
<b>Juvenile</b>						
Child in Need of Services	CS	0	4	4	0	4
Custody Visitation	CV	2	18	18	5	13
Felony	DF	1	1	1	0	1
Misdemeanor	DM	0	5	5	2	3
Petition	PT	1	5	5	0	5
Remand Custody	RC	1	1	1	1	-
Show Cause	SC	0	2	2	1	1
Status	ST	1	3	3	1	2
Traffic	T	6	6	7	2	5
Term Parental Rights	TP	0	2	2	2	-
Truancy	TR	0	2	2	0	2
<b>Juvenile Total</b>		<b>12</b>	<b>49</b>	<b>50</b>	<b>14</b>	<b>36</b>
<b>Northumberland Totals</b>		<b>28</b>	<b>115</b>	<b>116</b>	<b>44</b>	<b>72</b>

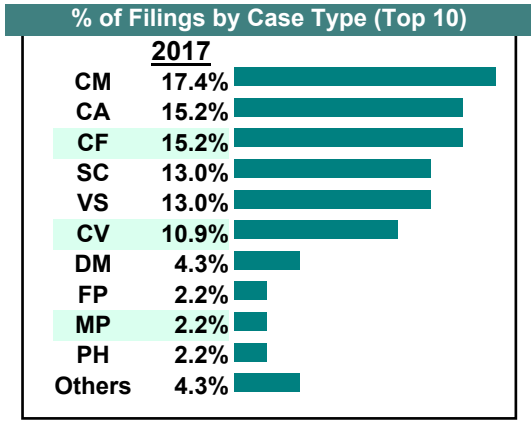
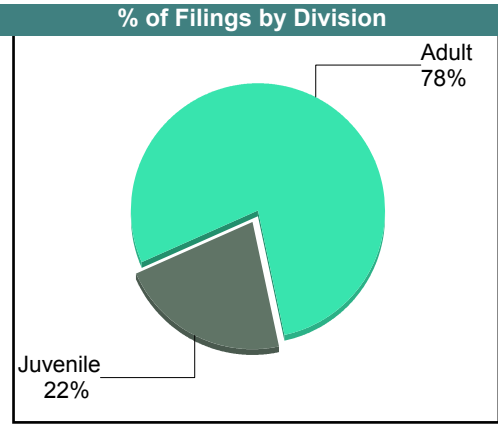
Calendared Filings			
	W	R	F
Week 1			
Week 2			
Week 3			
Week 4			
Week 5			



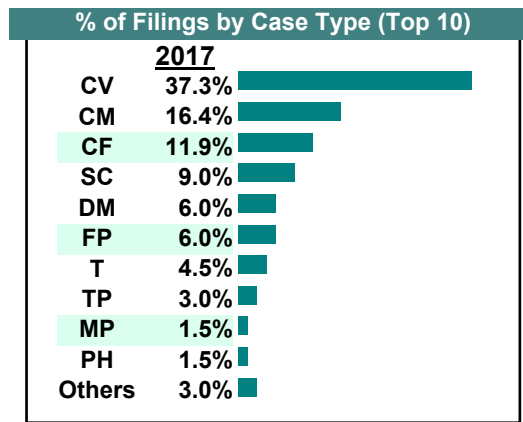
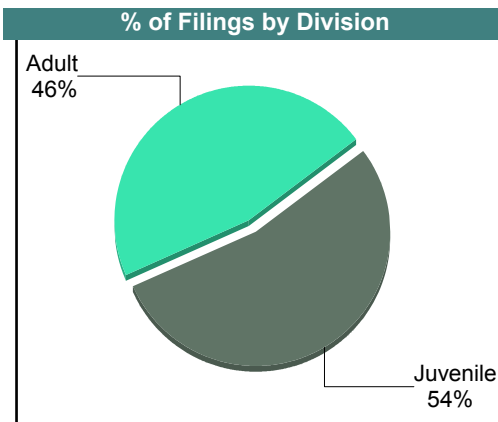
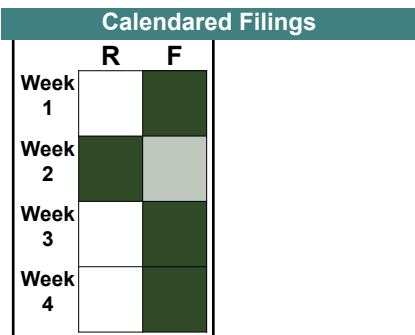
August 2017

		Filings	Hearings	Transactions	Concluded	Cont
<b>Adult</b>						
Capias	CA	7	14	14	4	10
Felony	CF	7	12	12	10	2
Misdemeanor	CM	8	11	11	6	5
Family Abuse - Prot Order	FP	1	7	7	3	4
Motion - Prot Order	MP	1	1	1	1	-
Show Cause	SC	6	23	23	4	19
Civil Support	VS	6	13	13	4	9
<b>Adult Total</b>		<b>36</b>	<b>81</b>	<b>81</b>	<b>32</b>	<b>49</b>
<b>Juvenile</b>						
Child in Need of Services	CS	0	3	3	0	3
Custody Visitation	CV	5	14	14	5	9
Felony	DF	0	4	4	0	4
Misdemeanor	DM	2	8	8	0	8
Permanency	PH	1	1	1	1	-
Show Cause	SC	0	3	3	1	2
Status	ST	1	1	1	0	1
Traffic	T	1	3	3	2	1
<b>Juvenile Total</b>		<b>10</b>	<b>37</b>	<b>37</b>	<b>9</b>	<b>28</b>
<b>Northumberland Totals</b>		<b>46</b>	<b>118</b>	<b>118</b>	<b>41</b>	<b>77</b>

Calendared Filings	
	R F
Week 1	
Week 2	
Week 3	
Week 4	



		Filings	Hearings	Transactions	Concluded	Cont
<b>Adult</b>						
Capias	CA	0	5	5	0	5
Felony	CF	8	14	14	4	10
Misdemeanor	CM	11	15	15	6	9
Family Abuse - Prot Order	FP	4	8	8	0	8
Motion - Prot Order	MP	1	1	1	1	-
Show Cause	SC	5	21	21	4	17
SL/Other	SL	1	1	1	0	1
Civil Support	VS	1	6	6	4	2
<b>Adult Total</b>		<b>31</b>	<b>71</b>	<b>71</b>	<b>19</b>	<b>52</b>
<b>Juvenile</b>						
Child in Need of Services	CS	0	4	4	0	4
Custody Visitation	CV	25	44	44	33	11
Misdemeanor	DM	4	8	8	4	4
Permanency	PH	1	1	1	1	-
Petition	PT	0	4	4	0	4
Show Cause	SC	1	1	1	0	1
Traffic	T	3	4	4	2	2
Term Parental Rights	TP	2	2	2	0	2
Truancy	TR	0	1	1	1	-
<b>Juvenile Total</b>		<b>36</b>	<b>69</b>	<b>69</b>	<b>41</b>	<b>28</b>
<b>Northumberland Totals</b>		<b>67</b>	<b>140</b>	<b>140</b>	<b>60</b>	<b>80</b>





**CASELOAD STATISTICS OF THE JUVENILE & DOMESTIC RELATIONS COURTS**

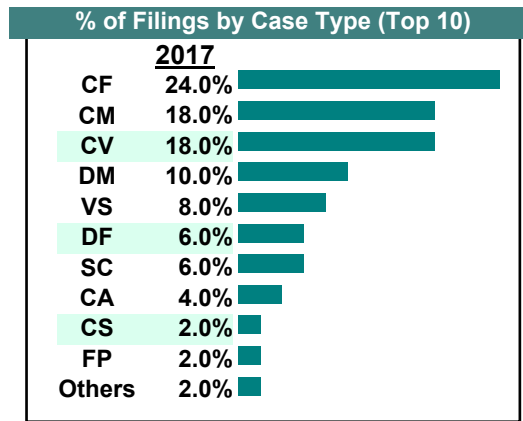
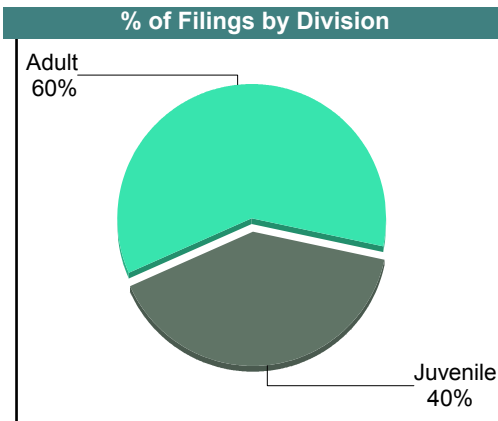
**Northumberland**

June 2017

District: 15

		<u>Filings</u>	<u>Hearings</u>	<u>Transactions</u>	<u>Concluded</u>	<u>Cont</u>
<b><u>Adult</u></b>						
Capias	CA	2	13	13	4	9
Felony	CF	12	12	12	12	-
Misdemeanor	CM	9	14	14	11	3
Family Abuse - Prot Order	FP	1	3	3	1	2
Show Cause	SC	2	17	17	5	12
Civil Support	VS	4	15	15	8	7
<b>Adult Total</b>		<b>30</b>	<b>74</b>	<b>74</b>	<b>41</b>	<b>33</b>
<b><u>Juvenile</u></b>						
Child in Need of Services	CS	1	9	9	0	9
Custody Visitation	CV	9	39	39	20	19
Felony	DF	3	8	8	2	6
Misdemeanor	DM	5	13	13	2	11
Show Cause	SC	1	6	6	0	6
Status	ST	0	1	1	0	1
Traffic	T	1	2	2	1	1
Truancy	TR	0	4	4	0	4
<b>Juvenile Total</b>		<b>20</b>	<b>82</b>	<b>82</b>	<b>25</b>	<b>57</b>
<b>Northumberland Totals</b>		<b>50</b>	<b>156</b>	<b>156</b>	<b>66</b>	<b>90</b>

<b>Calendared Filings</b>		
	<b>R</b>	<b>F</b>
Week 1		
Week 2		
Week 3		
Week 4		

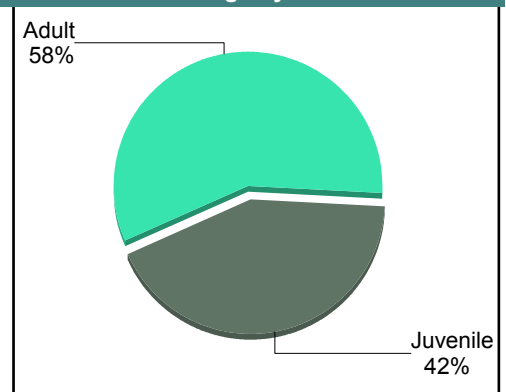


		Filings	Hearings	Transactions	Concluded	Cont
<b>Adult</b>						
Capias	CA	0	4	4	0	4
Felony	CF	2	5	5	2	3
Misdemeanor	CM	4	13	13	7	6
Family Abuse - Prot Order	FP	3	6	6	2	4
Show Cause	SC	6	27	27	6	21
Civil Support	VS	4	11	11	6	5
<b>Adult Total</b>		<b>19</b>	<b>66</b>	<b>66</b>	<b>23</b>	<b>43</b>
<b>Juvenile</b>						
Child in Need of Services	CS	2	6	6	2	4
Custody Visitation	CV	9	30	30	12	18
Felony	DF	1	2	2	1	1
Misdemeanor	DM	1	9	9	5	4
Traffic	T	0	2	2	2	-
Truancy	TR	1	3	3	1	2
<b>Juvenile Total</b>		<b>14</b>	<b>52</b>	<b>52</b>	<b>23</b>	<b>29</b>
<b>Northumberland Totals</b>		<b>33</b>	<b>118</b>	<b>118</b>	<b>46</b>	<b>72</b>

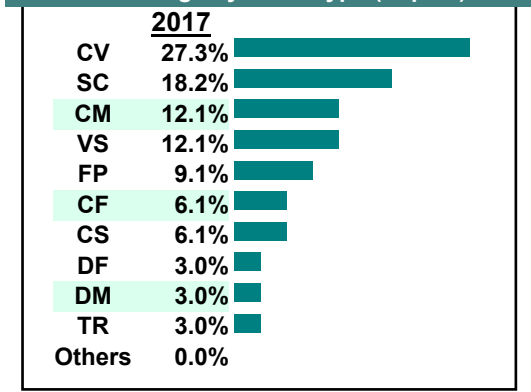
Calendared Filings

	R	F
Week 1		
Week 2		
Week 3		
Week 4		

% of Filings by Division



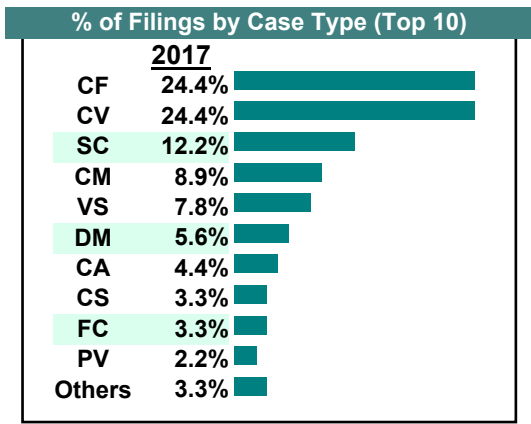
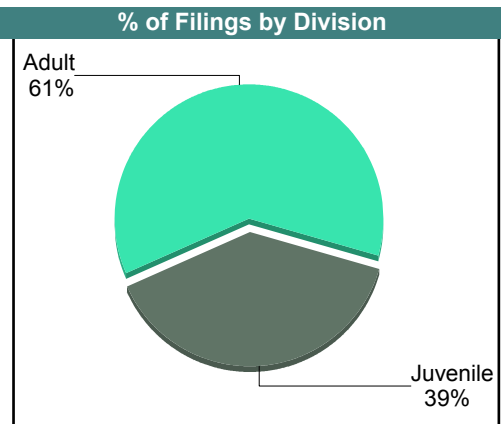
% of Filings by Case Type (Top 10)



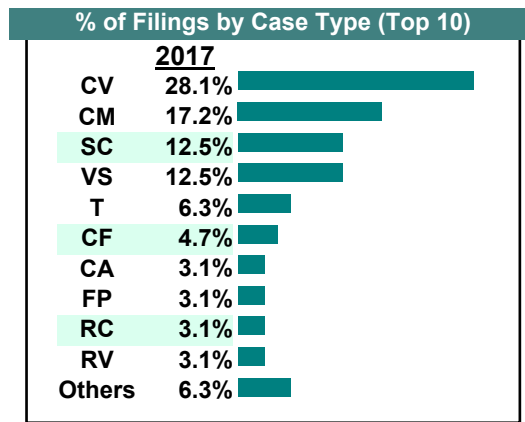
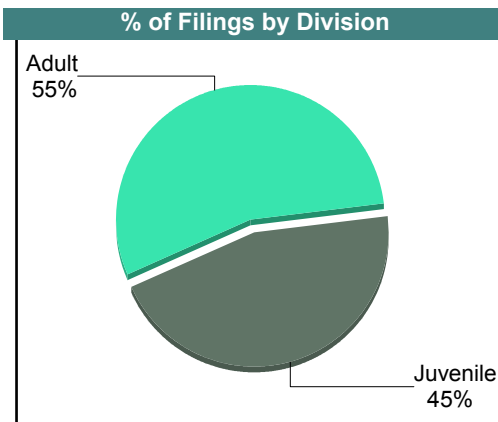
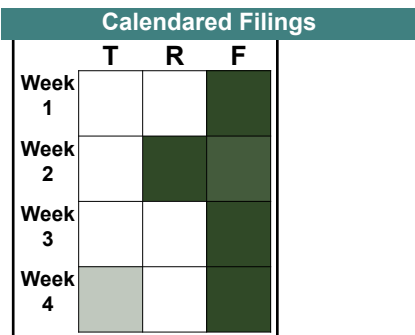
April 2017

		Filings	Hearings	Transactions	Concluded	Cont
<b>Adult</b>						
Capias	CA	4	9	9	2	7
Felony	CF	22	34	34	22	12
Misdemeanor	CM	8	31	31	22	9
Family Abuse - Prot Order	FP	1	4	4	3	1
Violation of PO	PV	2	2	2	2	-
Show Cause	SC	10	29	29	14	15
SL/Other	SL	1	2	2	2	-
Civil Support	VS	7	18	18	9	9
<b>Adult Total</b>		<b>55</b>	<b>129</b>	<b>129</b>	<b>76</b>	<b>53</b>
<b>Juvenile</b>						
Child in Need of Services	CS	3	3	3	0	3
Custody Visitation	CV	22	36	36	23	13
Misdemeanor	DM	5	9	10	3	7
Foster Care Review	FC	3	3	3	3	-
Show Cause	SC	1	1	1	0	1
Status	ST	0	2	2	0	2
Traffic	T	0	2	3	3	-
Truancy	TR	1	2	2	0	2
<b>Juvenile Total</b>		<b>35</b>	<b>58</b>	<b>60</b>	<b>32</b>	<b>28</b>
<b>Northumberland Totals</b>		<b>90</b>	<b>187</b>	<b>189</b>	<b>108</b>	<b>81</b>

Calendared Filings			
	T	R	F
Week 1			
Week 2			
Week 3			
Week 4			

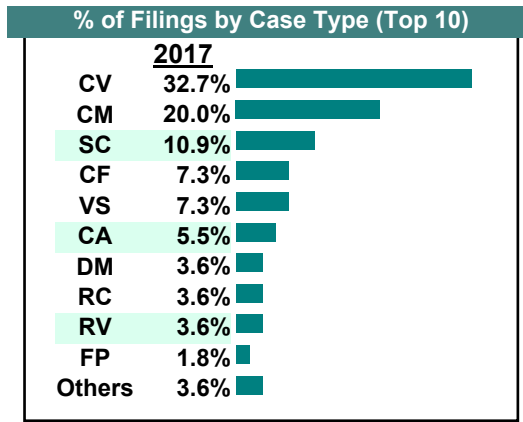
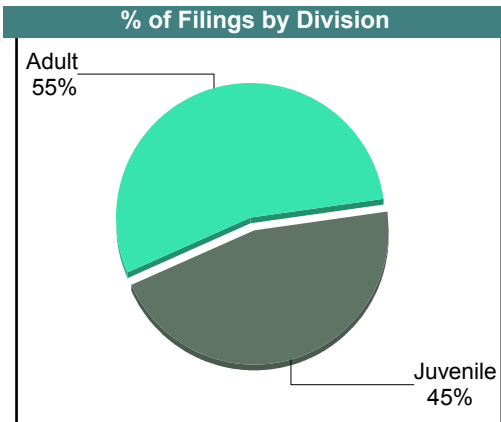


		Filings	Hearings	Transactions	Concluded	Cont
<b>Adult</b>						
Capias	CA	2	5	5	3	2
Felony	CF	3	9	9	5	4
Misdemeanor	CM	11	38	38	18	20
Family Abuse - Prot Order	FP	2	4	4	2	2
Show Cause	SC	8	37	37	15	22
SL/Other	SL	1	2	2	1	1
Civil Support	VS	8	18	18	7	11
<b>Adult Total</b>		<b>35</b>	<b>113</b>	<b>113</b>	<b>51</b>	<b>62</b>
<b>Juvenile</b>						
Child in Need of Services	CS	0	3	3	0	3
Custody Visitation	CV	18	49	49	17	32
Felony	DF	0	1	1	1	-
Misdemeanor	DM	1	4	4	2	2
Remand Custody	RC	2	2	2	2	-
Remand Visitation	RV	2	2	2	2	-
Show Cause	SC	0	1	1	0	1
Status	ST	1	1	1	0	1
Traffic	T	4	4	5	3	2
Truancy	TR	1	1	1	0	1
<b>Juvenile Total</b>		<b>29</b>	<b>68</b>	<b>69</b>	<b>27</b>	<b>42</b>
<b>Northumberland Totals</b>		<b>64</b>	<b>181</b>	<b>182</b>	<b>78</b>	<b>104</b>



		<u>Filings</u>	<u>Hearings</u>	<u>Transactions</u>	<u>Concluded</u>	<u>Cont</u>
<b><u>Adult</u></b>						
Capias	CA	3	6	6	5	1
Felony	CF	4	9	9	6	3
Misdemeanor	CM	11	26	26	14	12
Family Abuse - Prot Order	FP	1	3	3	1	2
Remand Support	RS	1	1	1	1	-
Show Cause	SC	6	28	28	10	18
Civil Support	VS	4	12	12	4	8
<b>Adult Total</b>		<b>30</b>	<b>85</b>	<b>85</b>	<b>41</b>	<b>44</b>
<b><u>Juvenile</u></b>						
Non-Family Abuse Prot Order	AP	0	1	1	1	-
Child in Need of Services	CS	0	3	3	0	3
Custody Visitation	CV	18	33	33	11	22
Felony	DF	0	4	4	4	-
Misdemeanor	DM	2	5	5	3	2
Permanency	PH	1	1	1	1	-
Petition	PT	0	4	4	0	4
Remand Custody	RC	2	2	2	2	-
Remand Visitation	RV	2	2	2	2	-
Traffic	T	0	1	1	1	-
<b>Juvenile Total</b>		<b>25</b>	<b>56</b>	<b>56</b>	<b>25</b>	<b>31</b>
<b>Northumberland Totals</b>		<b>55</b>	<b>141</b>	<b>141</b>	<b>66</b>	<b>75</b>

Calendared Filings	
	R F
Week 1	
Week 2	
Week 3	
Week 4	



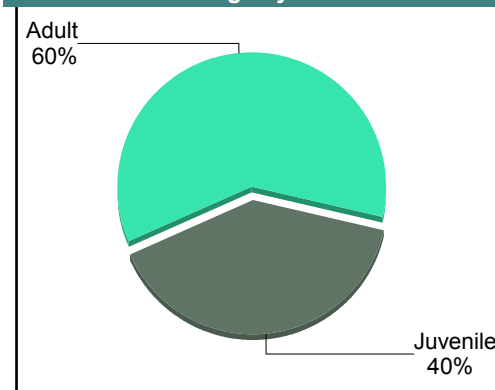
January 2017

		<u>Filings</u>	<u>Hearings</u>	<u>Transactions</u>	<u>Concluded</u>	<u>Cont</u>
<b>Adult</b>						
Capias	CA	1	3	3	2	1
Felony	CF	5	9	9	2	7
Misdemeanor	CM	23	38	38	12	26
Family Abuse - Prot Order	FP	2	4	4	1	3
Other	OT	1	1	1	1	-
Show Cause	SC	5	12	12	0	12
SL/Other	SL	0	1	1	0	1
Civil Support	VS	7	13	13	5	8
<b>Adult Total</b>		<b>44</b>	<b>81</b>	<b>81</b>	<b>23</b>	<b>58</b>
<b>Juvenile</b>						
Non-Family Abuse Prot Order	AP	0	1	1	0	1
Child in Need of Services	CS	0	1	1	0	1
Custody Visitation	CV	24	32	32	20	12
Felony	DF	0	3	3	0	3
Misdemeanor	DM	3	14	15	7	8
Show Cause	SC	0	1	1	0	1
Traffic	T	2	3	3	0	3
Truancy	TR	0	2	2	1	1
<b>Juvenile Total</b>		<b>29</b>	<b>57</b>	<b>58</b>	<b>28</b>	<b>30</b>
<b>Northumberland Totals</b>		<b>73</b>	<b>138</b>	<b>139</b>	<b>51</b>	<b>88</b>

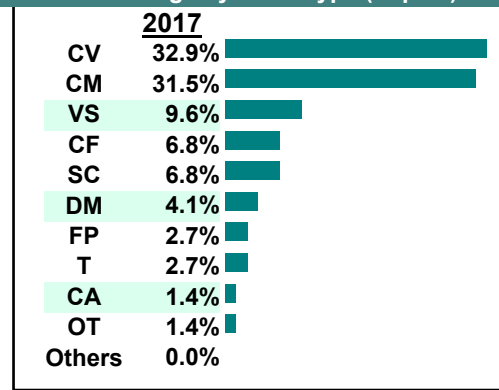
Calendared Filings

	R	F
Week 1		
Week 2		
Week 3		
Week 4		

% of Filings by Division



% of Filings by Case Type (Top 10)



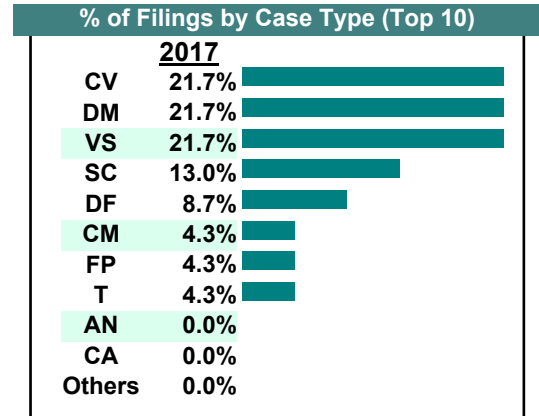
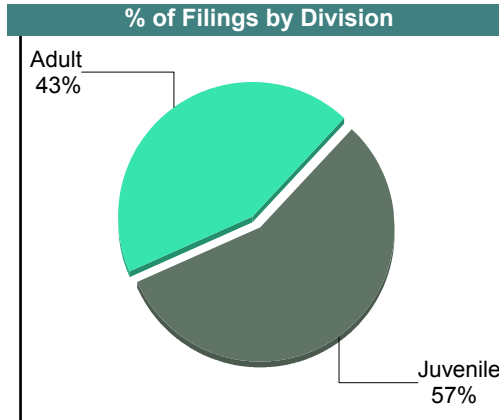
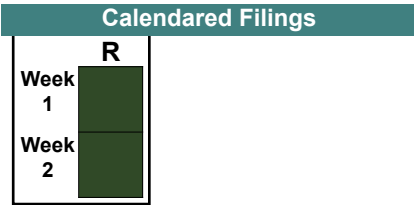
CASELOAD STATISTICS OF THE JUVENILE & DOMESTIC RELATIONS COURTS

Richmond County

District: 15

December 2017

		<u>Filings</u>	<u>Hearings</u>	<u>Transactions</u>	<u>Concluded</u>	<u>Cont</u>
<b>Adult</b>						
Capias	CA	0	2	2	1	1
Felony	CF	0	1	1	1	-
Misdemeanor	CM	1	1	1	0	1
Family Abuse - Prot Order	FP	1	2	2	2	-
Other	OT	0	1	1	1	-
Show Cause	SC	3	7	7	1	6
Civil Support	VS	5	8	8	6	2
<b>Adult Total</b>		<b>10</b>	<b>22</b>	<b>22</b>	<b>12</b>	<b>10</b>
<b>Juvenile</b>						
Abuse or Neglect	AN	0	1	1	0	1
Custody Visitation	CV	5	14	14	12	2
Felony	DF	2	2	2	0	2
Misdemeanor	DM	5	8	8	0	8
Petition	PT	0	1	1	1	-
Show Cause	SC	0	1	1	0	1
Traffic	T	1	5	5	2	3
<b>Juvenile Total</b>		<b>13</b>	<b>32</b>	<b>32</b>	<b>15</b>	<b>17</b>
<b>Richmond County Totals</b>		<b>23</b>	<b>54</b>	<b>54</b>	<b>27</b>	<b>27</b>



**CASELOAD STATISTICS OF THE JUVENILE & DOMESTIC RELATIONS COURTS**

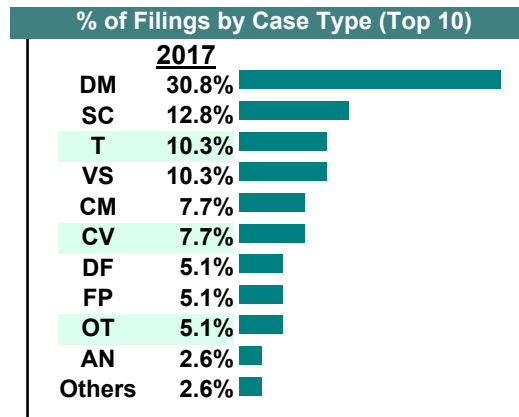
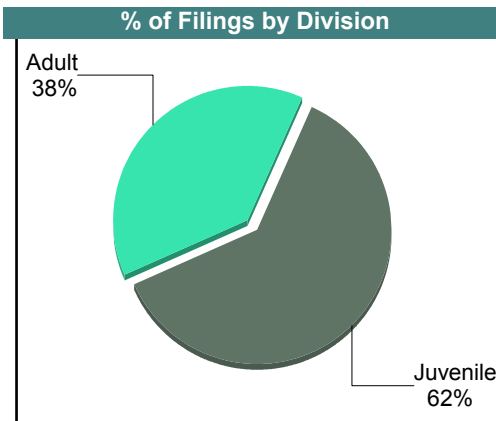
**Richmond County**

District: 15

November 2017

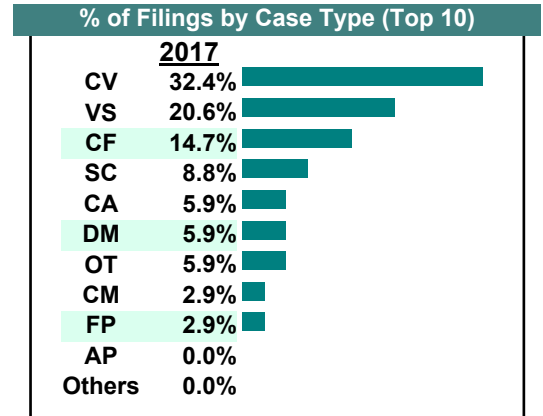
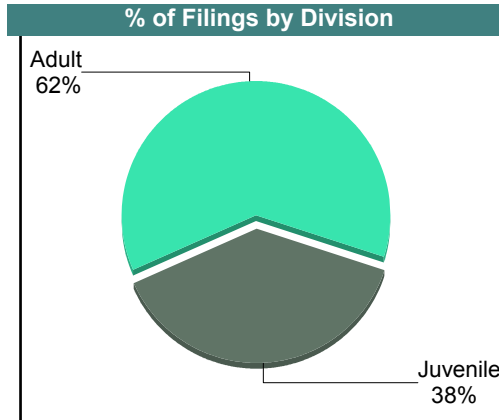
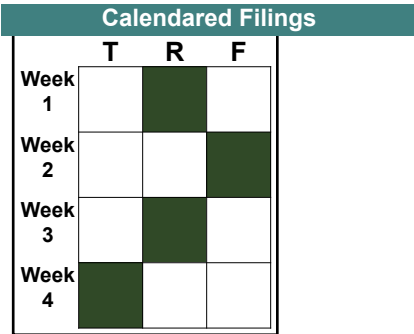
		<u>Filings</u>	<u>Hearings</u>	<u>Transactions</u>	<u>Concluded</u>	<u>Cont</u>
<b><u>Adult</u></b>						
Felony	CF	0	4	4	4	-
Misdemeanor	CM	3	5	5	1	4
Family Abuse - Prot Order	FP	2	4	4	1	3
Other	OT	2	2	2	1	1
Show Cause	SC	4	16	16	10	6
Civil Support	VS	4	9	9	7	2
<b>Adult Total</b>		<b>15</b>	<b>40</b>	<b>40</b>	<b>24</b>	<b>16</b>
<b><u>Juvenile</u></b>						
Abuse or Neglect	AN	1	2	2	0	2
Custody Visitation	CV	3	10	10	3	7
Felony	DF	2	2	2	0	2
Misdemeanor	DM	12	16	16	3	13
Petition	PT	1	1	1	0	1
Show Cause	SC	1	1	1	0	1
Status	ST	0	1	1	0	1
Traffic	T	4	3	5	4	1
<b>Juvenile Total</b>		<b>24</b>	<b>36</b>	<b>38</b>	<b>10</b>	<b>28</b>
<b>Richmond County Totals</b>		<b>39</b>	<b>76</b>	<b>78</b>	<b>34</b>	<b>44</b>

<b>Calendared Filings</b>			
	<b>M</b>	<b>T</b>	<b>R</b>
Week 1			
Week 2			
Week 3			





		Filings	Hearings	Transactions	Concluded	Cont
<b>Adult</b>						
Non-Family Abuse Prot Order	AP	0	1	1	1	-
Capias	CA	2	2	2	1	1
Felony	CF	5	8	8	3	5
Misdemeanor	CM	1	15	15	10	5
Family Abuse - Prot Order	FP	1	4	4	3	1
Other	OT	2	2	2	2	-
Show Cause	SC	3	10	10	3	7
Civil Support	VS	7	11	11	6	5
<b>Adult Total</b>		<b>21</b>	<b>53</b>	<b>53</b>	<b>29</b>	<b>24</b>
<b>Juvenile</b>						
Child in Need of Services	CS	0	1	1	1	-
Custody Visitation	CV	11	21	21	11	10
Felony	DF	0	1	1	0	1
Misdemeanor	DM	2	7	7	5	2
Show Cause	SC	0	2	2	1	1
Traffic	T	0	1	1	1	-
<b>Juvenile Total</b>		<b>13</b>	<b>33</b>	<b>33</b>	<b>19</b>	<b>14</b>
<b>Richmond County Totals</b>		<b>34</b>	<b>86</b>	<b>86</b>	<b>48</b>	<b>38</b>

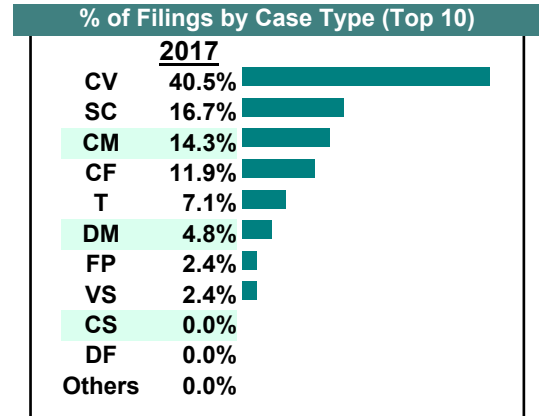
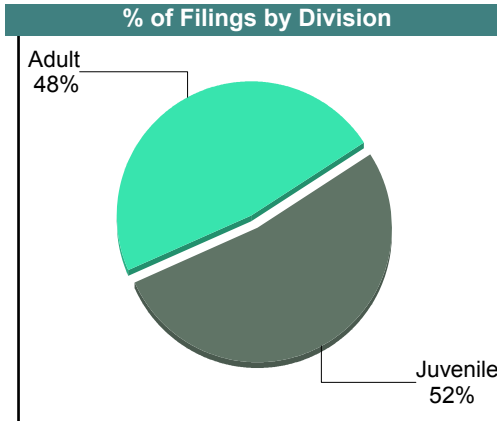


September 2017

		Filings	Hearings	Transactions	Concluded	Cont
<b>Adult</b>						
Felony	CF	5	5	5	4	1
Misdemeanor	CM	6	11	11	3	8
Family Abuse - Prot Order	FP	1	3	3	1	2
Show Cause	SC	7	16	16	6	10
Civil Support	VS	1	3	3	1	2
<b>Adult Total</b>		<b>20</b>	<b>38</b>	<b>38</b>	<b>15</b>	<b>23</b>
<b>Juvenile</b>						
Child in Need of Services	CS	0	1	1	1	-
Custody Visitation	CV	17	31	31	22	9
Felony	DF	0	1	1	0	1
Misdemeanor	DM	2	6	6	2	4
Show Cause	SC	0	1	1	0	1
Status	ST	0	2	2	1	1
Traffic	T	3	3	3	3	-
<b>Juvenile Total</b>		<b>22</b>	<b>45</b>	<b>45</b>	<b>29</b>	<b>16</b>
<b>Richmond County Totals</b>		<b>42</b>	<b>83</b>	<b>83</b>	<b>44</b>	<b>39</b>

**Calendared Filings**

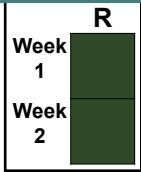
	R	F
Week 1	■	■
Week 2	■	■
Week 3	■	■



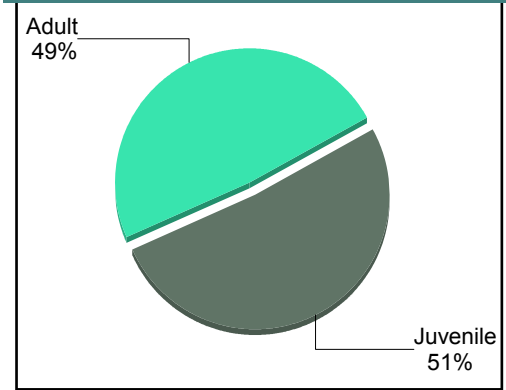
August 2017

		<u>Filings</u>	<u>Hearings</u>	<u>Transactions</u>	<u>Concluded</u>	<u>Cont</u>
<b>Adult</b>						
Non-Family Abuse Prot Order	AP	1	2	2	0	2
Felony	CF	8	11	11	9	2
Misdemeanor	CM	1	10	10	6	4
Family Abuse - Prot Order	FP	2	6	6	2	4
Motion - Prot Order	MP	2	2	2	2	-
Show Cause	SC	1	7	7	2	5
Civil Support	VS	2	6	6	2	4
<b>Adult Total</b>		<b>17</b>	<b>44</b>	<b>44</b>	<b>23</b>	<b>21</b>
<b>Juvenile</b>						
Custody Visitation	CV	8	32	32	16	16
Felony	DF	0	7	7	6	1
Misdemeanor	DM	5	8	8	2	6
Show Cause	SC	1	1	1	0	1
Traffic	T	4	6	8	5	3
<b>Juvenile Total</b>		<b>18</b>	<b>54</b>	<b>56</b>	<b>29</b>	<b>27</b>
<b>Richmond County Totals</b>		<b>35</b>	<b>98</b>	<b>100</b>	<b>52</b>	<b>48</b>

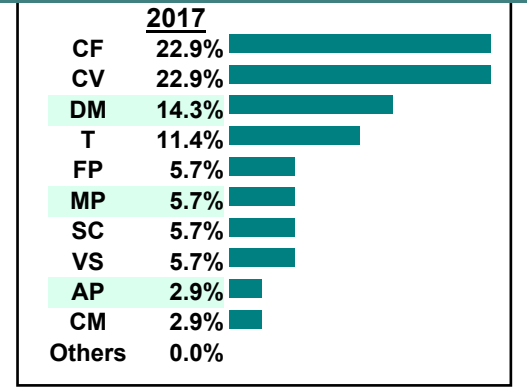
Calendared Filings



% of Filings by Division



% of Filings by Case Type (Top 10)



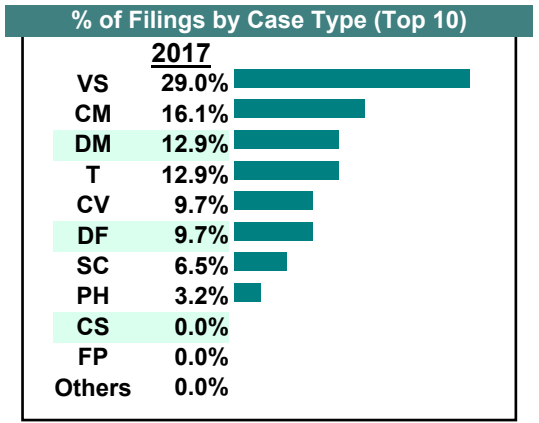
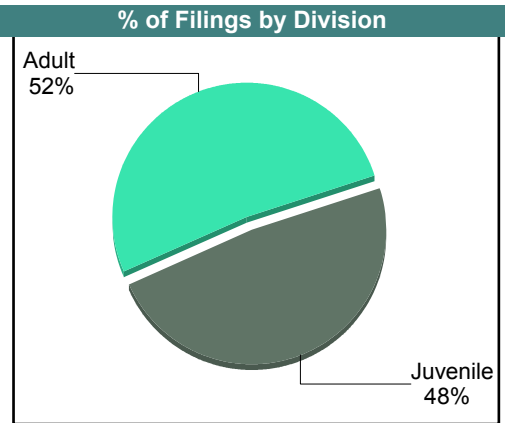
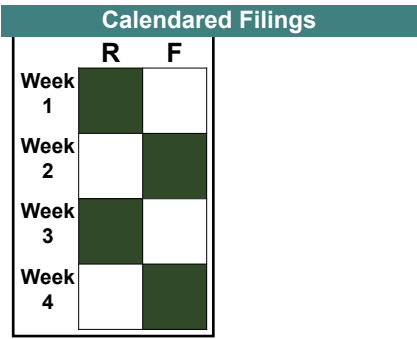
**CASELOAD STATISTICS OF THE JUVENILE & DOMESTIC RELATIONS COURTS**

**Richmond County**

District: 15

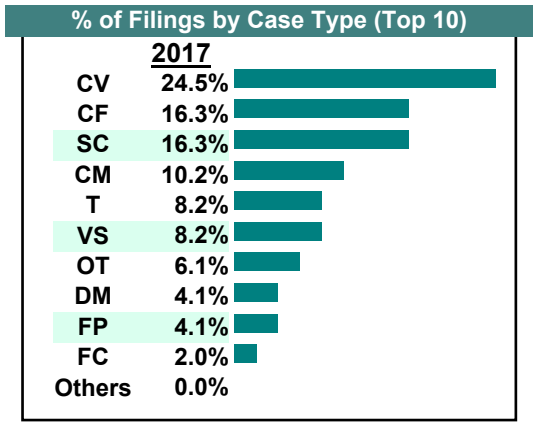
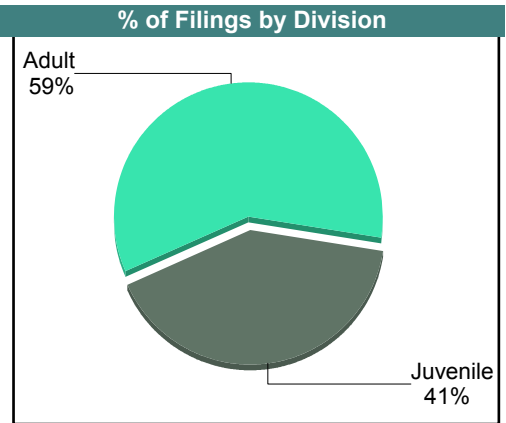
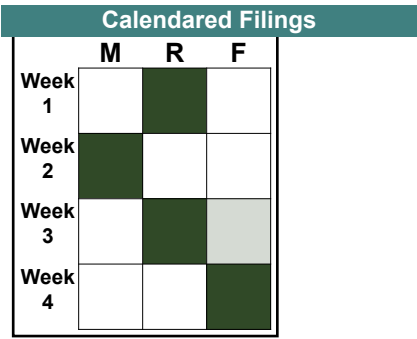
July 2017

		<u>Filings</u>	<u>Hearings</u>	<u>Transactions</u>	<u>Concluded</u>	<u>Cont</u>
<b>Adult</b>						
Misdemeanor	CM	5	6	6	1	5
Family Abuse - Prot Order	FP	0	2	2	1	1
Other	OT	0	3	3	3	-
Show Cause	SC	2	12	12	2	10
Civil Support	VS	9	12	12	9	3
<b>Adult Total</b>		<b>16</b>	<b>35</b>	<b>35</b>	<b>16</b>	<b>19</b>
<b>Juvenile</b>						
Child in Need of Services	CS	0	2	2	0	2
Custody Visitation	CV	3	10	10	4	6
Felony	DF	3	3	3	3	-
Misdemeanor	DM	4	9	9	3	6
Permanency	PH	1	1	1	1	-
Show Cause	SC	0	1	1	0	1
Status	ST	0	2	2	0	2
Traffic	T	4	5	5	3	2
<b>Juvenile Total</b>		<b>15</b>	<b>33</b>	<b>33</b>	<b>14</b>	<b>19</b>
<b>Richmond County Totals</b>		<b>31</b>	<b>68</b>	<b>68</b>	<b>30</b>	<b>38</b>

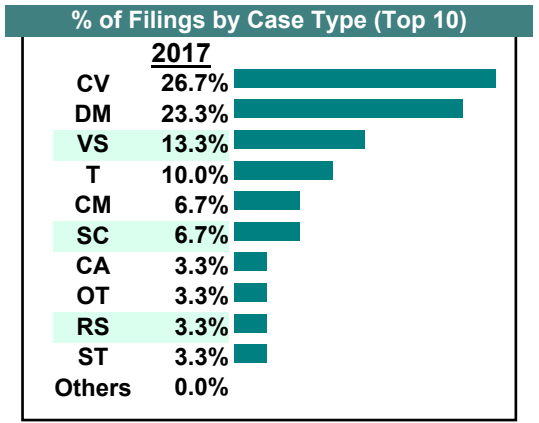
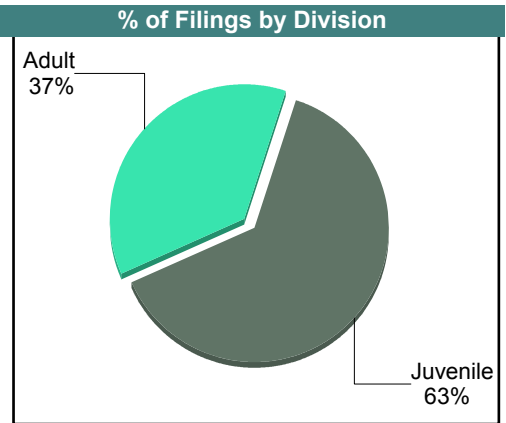
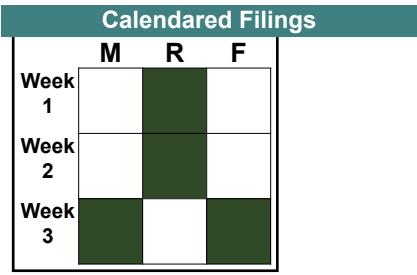


June 2017

		<u>Filings</u>	<u>Hearings</u>	<u>Transactions</u>	<u>Concluded</u>	<u>Cont</u>
<b>Adult</b>						
Felony	CF	8	8	8	6	2
Misdemeanor	CM	5	11	11	4	7
Family Abuse - Prot Order	FP	2	3	3	0	3
Other	OT	3	6	6	3	3
Show Cause	SC	7	12	12	5	7
Civil Support	VS	4	7	7	5	2
<b>Adult Total</b>		<b>29</b>	<b>47</b>	<b>47</b>	<b>23</b>	<b>24</b>
<b>Juvenile</b>						
Child in Need of Services	CS	0	1	1	0	1
Custody Visitation	CV	12	23	23	4	19
Felony	DF	0	6	6	0	6
Misdemeanor	DM	2	4	4	1	3
Foster Care Review	FC	1	1	1	1	-
Show Cause	SC	1	1	1	0	1
Traffic	T	4	5	5	1	4
<b>Juvenile Total</b>		<b>20</b>	<b>41</b>	<b>41</b>	<b>7</b>	<b>34</b>
<b>Richmond County Totals</b>		<b>49</b>	<b>88</b>	<b>88</b>	<b>30</b>	<b>58</b>



		<u>Filings</u>	<u>Hearings</u>	<u>Transactions</u>	<u>Concluded</u>	<u>Cont</u>
<b>Adult</b>						
Capias	CA	1	2	2	2	-
Felony	CF	0	5	5	2	3
Misdemeanor	CM	2	12	12	5	7
Family Abuse - Prot Order	FP	0	3	3	0	3
Other	OT	1	1	1	0	1
Remand Support	RS	1	1	1	1	-
Show Cause	SC	2	9	9	3	6
Civil Support	VS	4	10	10	4	6
<b>Adult Total</b>		<b>11</b>	<b>43</b>	<b>43</b>	<b>17</b>	<b>26</b>
<b>Juvenile</b>						
Child in Need of Services	CS	0	1	1	1	-
Custody Visitation	CV	8	17	17	6	11
Misdemeanor	DM	7	8	8	2	6
Status	ST	1	2	2	0	2
Traffic	T	3	3	3	0	3
<b>Juvenile Total</b>		<b>19</b>	<b>31</b>	<b>31</b>	<b>9</b>	<b>22</b>
<b>Richmond County Totals</b>		<b>30</b>	<b>74</b>	<b>74</b>	<b>26</b>	<b>48</b>



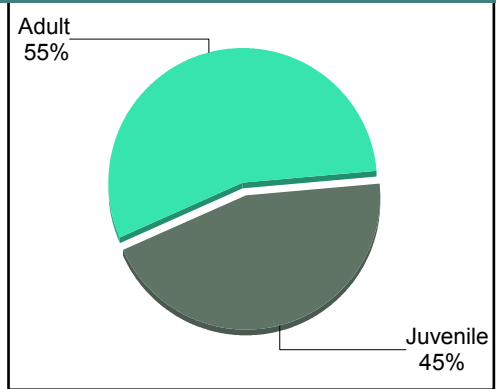
April 2017

		Filings	Hearings	Transactions	Concluded	Cont
<b>Adult</b>						
Capias	CA	2	4	4	1	3
Felony	CF	3	4	4	1	3
Misdemeanor	CM	7	15	15	5	10
Family Abuse - Prot Order	FP	2	6	6	3	3
Other	OT	1	3	3	2	1
Show Cause	SC	4	12	12	4	8
Civil Support	VS	2	6	6	2	4
<b>Adult Total</b>		<b>21</b>	<b>50</b>	<b>50</b>	<b>18</b>	<b>32</b>
<b>Juvenile</b>						
Child in Need of Services	CS	0	1	1	0	1
Custody Visitation	CV	16	16	16	4	12
Misdemeanor	DM	0	2	2	1	1
Traffic	T	1	3	3	2	1
<b>Juvenile Total</b>		<b>17</b>	<b>22</b>	<b>22</b>	<b>7</b>	<b>15</b>
<b>Richmond County Totals</b>		<b>38</b>	<b>72</b>	<b>72</b>	<b>25</b>	<b>47</b>

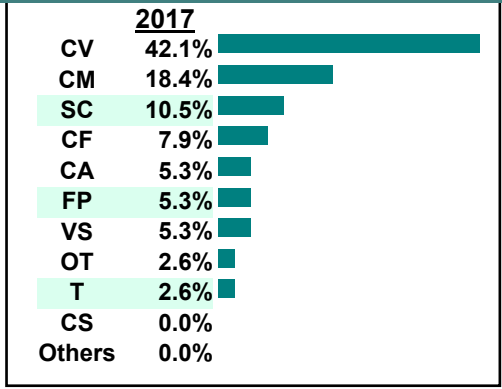
Calendared Filings

	R	F
Week 1	■	■
Week 2	■	■
Week 3	■	■

% of Filings by Division



% of Filings by Case Type (Top 10)



CASELOAD STATISTICS OF THE JUVENILE & DOMESTIC RELATIONS COURTS

Richmond County

District: 15

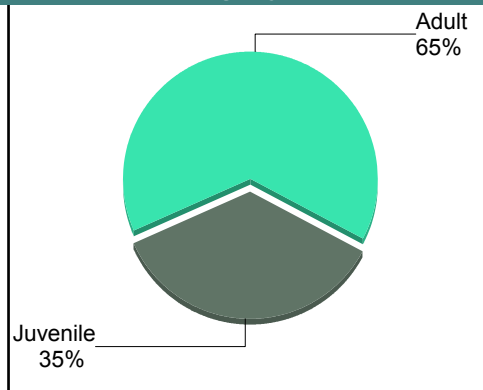
March 2017

		<u>Filings</u>	<u>Hearings</u>	<u>Transactions</u>	<u>Concluded</u>	<u>Cont</u>
<b>Adult</b>						
Felony	CF	1	1	1	1	-
Misdemeanor	CM	7	11	11	3	8
Family Abuse - Prot Order	FP	1	3	3	0	3
Other	OT	3	3	3	0	3
Show Cause	SC	2	13	13	5	8
Civil Support	VS	6	9	9	4	5
<b>Adult Total</b>		<b>20</b>	<b>40</b>	<b>40</b>	<b>13</b>	<b>27</b>
<b>Juvenile</b>						
Child in Need of Services	CS	0	2	2	0	2
Custody Visitation	CV	9	21	21	15	6
Felony	DF	0	8	8	0	8
Misdemeanor	DM	0	3	3	1	2
Status	ST	0	1	1	0	1
Traffic	T	2	3	3	1	2
<b>Juvenile Total</b>		<b>11</b>	<b>38</b>	<b>38</b>	<b>17</b>	<b>21</b>
<b>Richmond County Totals</b>		<b>31</b>	<b>78</b>	<b>78</b>	<b>30</b>	<b>48</b>

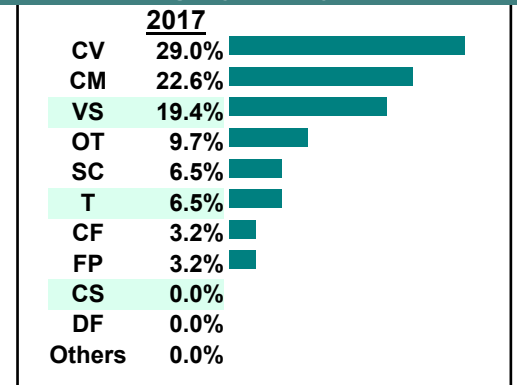
Calendared Filings

	W	R	F
Week 1		■	
Week 2	■	■	
Week 3		■	
Week 4			■

% of Filings by Division




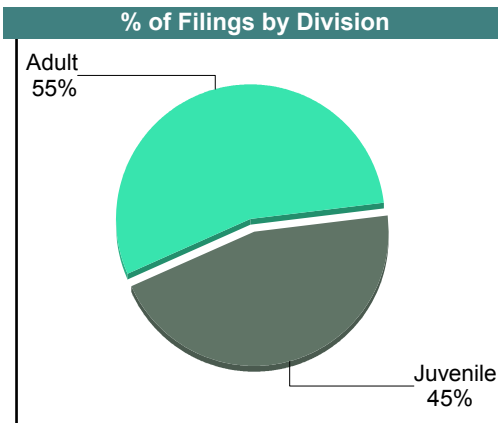
% of Filings by Case Type (Top 10)





		<u>Filings</u>	<u>Hearings</u>	<u>Transactions</u>	<u>Concluded</u>	<u>Cont</u>
<b>Adult</b>						
Capias	CA	1	1	1	0	1
Felony	CF	3	3	3	2	1
Misdemeanor	CM	2	3	3	0	3
Family Abuse - Prot Order	FP	2	2	2	0	2
Show Cause	SC	6	20	20	9	11
Civil Support	VS	3	10	10	6	4
<b>Adult Total</b>		<b>17</b>	<b>39</b>	<b>39</b>	<b>17</b>	<b>22</b>
<b>Juvenile</b>						
Child in Need of Services	CS	1	1	1	0	1
Custody Visitation	CV	8	18	18	18	-
Felony	DF	2	2	2	0	2
Misdemeanor	DM	2	4	4	2	2
Permanency	PH	1	1	1	1	-
Status	ST	0	1	1	1	-
Traffic	T	0	3	3	3	-
<b>Juvenile Total</b>		<b>14</b>	<b>30</b>	<b>30</b>	<b>25</b>	<b>5</b>
<b>Richmond County Totals</b>		<b>31</b>	<b>69</b>	<b>69</b>	<b>42</b>	<b>27</b>

Calendared Filings		
	R	F
Week 1	■	■
Week 2	■	■
Week 3	■	■
Week 4	■	■



**CASELOAD STATISTICS OF THE JUVENILE & DOMESTIC RELATIONS COURTS**

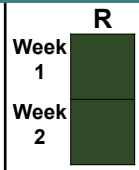
**Richmond County**

District: 15

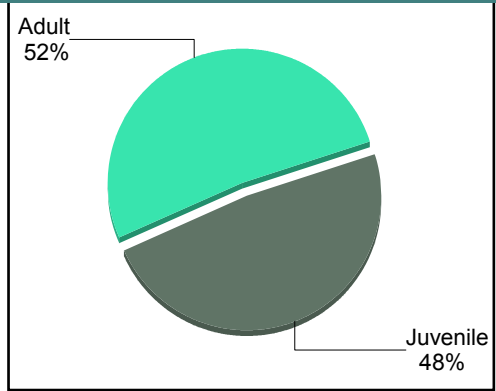
January 2017

		<u>Filings</u>	<u>Hearings</u>	<u>Transactions</u>	<u>Concluded</u>	<u>Cont</u>
<b><u>Adult</u></b>						
Felony	CF	2	8	8	7	1
Misdemeanor	CM	2	9	9	8	1
Family Abuse - Prot Order	FP	1	4	4	3	1
Violation of PO	PV	1	1	1	1	-
Show Cause	SC	5	16	16	6	10
Civil Support	VS	4	11	11	6	5
<b>Adult Total</b>		<b>15</b>	<b>49</b>	<b>49</b>	<b>31</b>	<b>18</b>
<b><u>Juvenile</u></b>						
Child in Need of Services	CS	1	1	1	0	1
Custody Visitation	CV	10	28	28	13	15
Misdemeanor	DM	2	4	4	4	-
Traffic	T	1	1	1	1	-
<b>Juvenile Total</b>		<b>14</b>	<b>34</b>	<b>34</b>	<b>18</b>	<b>16</b>
<b>Richmond County Totals</b>		<b>29</b>	<b>83</b>	<b>83</b>	<b>49</b>	<b>34</b>

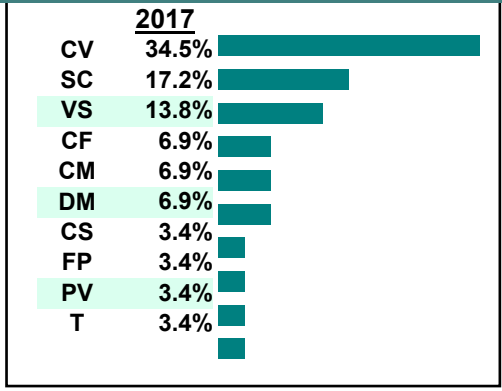
**Calendared Filings**



**% of Filings by Division**

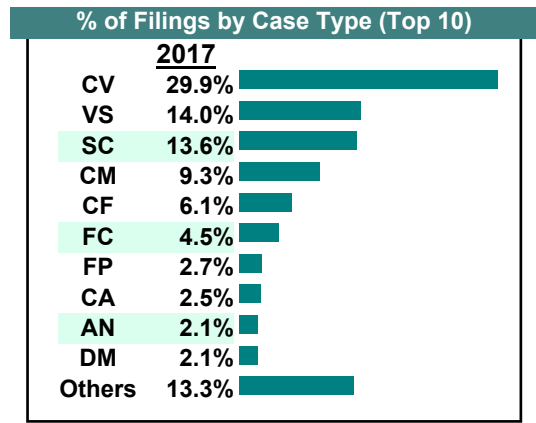
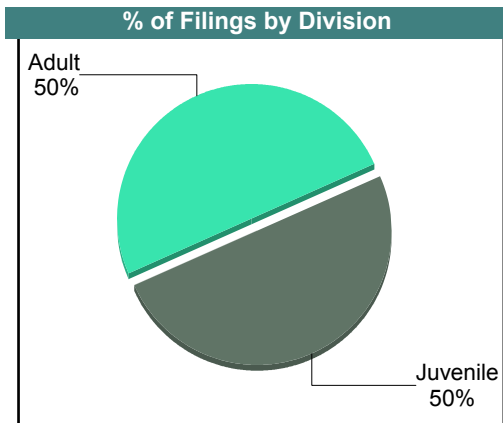



**% of Filings by Case Type (Top 10)**



December 2017

		Filings	Hearings	Transactions	Concluded	Cont
<b>Adult</b>						
Capias	CA	13	45	45	18	27
Felony	CF	32	114	128	43	85
Misdemeanor	CM	49	139	139	59	80
Family Abuse - Prot Order	FP	14	41	41	17	24
Motion - Prot Order	MP	7	7	7	6	1
Violation of PO	PV	1	1	1	1	-
Remand Support	RS	6	7	7	7	-
Show Cause	SC	67	163	163	78	85
SL/Other	SL	1	1	1	1	-
Civil Support	VS	74	155	155	90	63
<b>Adult Total</b>		<b>264</b>	<b>673</b>	<b>687</b>	<b>320</b>	<b>365</b>
<b>Juvenile</b>						
Abuse or Neglect	AN	11	72	72	23	49
Non-Family Abuse Prot Order	AP	0	4	4	4	-
Capias	CA	0	1	1	0	1
Custody Relief	CR	1	1	1	1	-
Child in Need of Services	CS	0	1	1	0	1
Custody Visitation	CV	158	425	425	207	218
Felony	DF	4	31	31	7	24
Misdemeanor	DM	11	38	38	19	19
Foster Care Review	FC	24	26	26	23	3
Family Abuse - Prot Order	FP	0	1	1	1	-
Permanency	PH	5	5	5	5	-
Petition	PT	6	13	13	12	1
Remand Custody	RC	8	8	8	8	-
Remand Visitation	RV	8	8	8	8	-
Show Cause	SC	5	13	13	7	6
Status	ST	11	15	15	2	13
Traffic	T	9	13	15	9	6
Term Parental Rights	TP	2	2	2	2	-
Truancy	TR	0	6	6	1	5
Voluntary Continuing Services Agreement	VA	1	1	1	1	-
<b>Juvenile Total</b>		<b>264</b>	<b>684</b>	<b>686</b>	<b>340</b>	<b>346</b>
<b>Spotsylvania Totals</b>		<b>528</b>	<b>1,357</b>	<b>1,373</b>	<b>660</b>	<b>711</b>



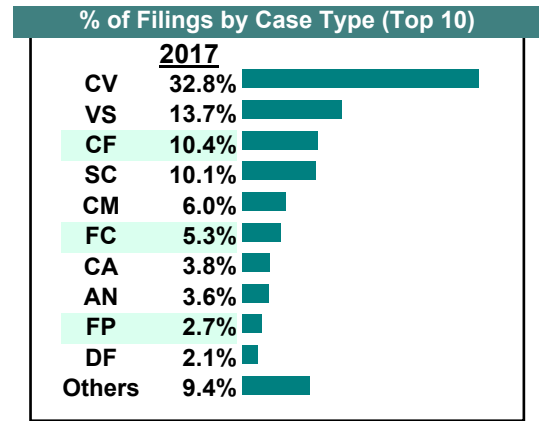
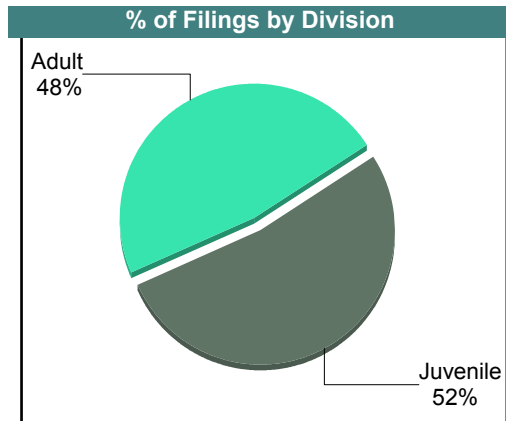

CASELOAD STATISTICS OF THE JUVENILE & DOMESTIC RELATIONS COURTS

November 2017

Spotsylvania

District: 15

		<u>Filings</u>	<u>Hearings</u>	<u>Transactions</u>	<u>Concluded</u>	<u>Cont</u>
<b>Adult</b>						
Non-Family Abuse Prot Order	AP	0	2	2	1	1
Capias	CA	23	60	60	28	32
Felony	CF	69	172	176	62	114
Misdemeanor	CM	40	140	140	59	81
Family Abuse - Prot Order	FP	18	40	40	16	24
Motion - Prot Order	MP	4	4	4	3	1
Violation of PO	PV	1	1	1	1	-
Remand Support	RS	7	8	8	7	1
Show Cause	SC	61	180	180	84	96
SL/Other	SL	1	1	1	1	-
Civil Support	VS	91	160	160	87	73
<b>Adult Total</b>		<b>315</b>	<b>768</b>	<b>772</b>	<b>349</b>	<b>423</b>
<b>Juvenile</b>						
Abuse or Neglect	AN	24	72	72	18	54
Non-Family Abuse Prot Order	AP	0	8	8	2	6
Capias	CA	2	3	3	1	2
Custody Relief	CR	1	3	3	1	2
Child in Need of Services	CS	2	5	5	2	3
Custody Visitation	CV	217	376	376	199	177
Felony	DF	14	29	29	12	17
Misdemeanor	DM	14	48	48	25	23
Foster Care Review	FC	35	35	35	30	5
Initial Foster Care	IF	1	2	2	2	-
Petition	PT	5	7	7	4	3
Remand Custody	RC	7	7	7	7	-
Remand Visitation	RV	7	7	7	7	-
Show Cause	SC	6	14	14	2	12
Status	ST	2	3	3	0	3
Traffic	T	10	13	14	12	2
Term Parental Rights	TP	0	6	6	1	5
Truancy	TR	0	3	3	0	3
<b>Juvenile Total</b>		<b>347</b>	<b>641</b>	<b>642</b>	<b>325</b>	<b>317</b>
<b>Spotsylvania Totals</b>		<b>662</b>	<b>1,409</b>	<b>1,414</b>	<b>674</b>	<b>740</b>



CASELOAD STATISTICS OF THE JUVENILE & DOMESTIC RELATIONS COURTS

October 2017

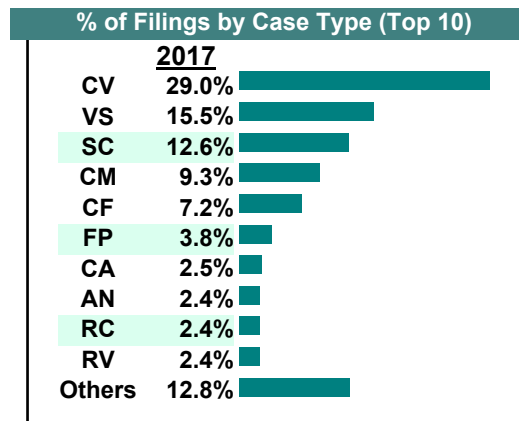
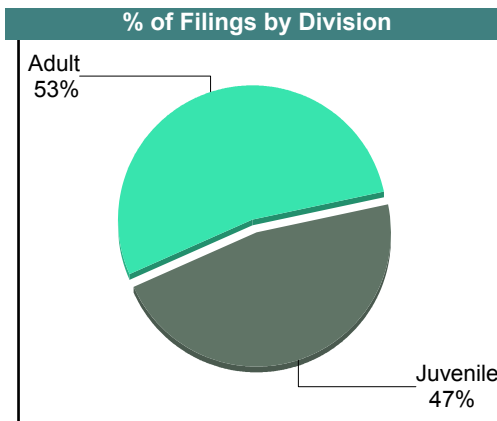

Spotsylvania

District: 15

		<u>Filings</u>	<u>Hearings</u>	<u>Transactions</u>	<u>Concluded</u>	<u>Cont</u>
<b>Adult</b>						
Non-Family Abuse Prot Order	AP	3	6	6	3	3
Capias	CA	20	53	53	10	43
Felony	CF	57	128	130	36	94
Misdemeanor	CM	74	161	161	48	113
Family Abuse - Prot Order	FP	29	58	58	29	29
Motion - Prot Order	MP	5	6	6	6	-
Violation of PO	PV	3	3	3	3	-
Remand Support	RS	12	12	12	12	-
Show Cause	SC	94	216	216	102	114
SL/Other	SL	2	5	5	3	2
Civil Support	VS	123	202	202	109	93
<b>Adult Total</b>		<b>422</b>	<b>850</b>	<b>852</b>	<b>361</b>	<b>491</b>

		<u>Filings</u>	<u>Hearings</u>	<u>Transactions</u>	<u>Concluded</u>	<u>Cont</u>
<b>Juvenile</b>						
Abuse or Neglect	AN	19	66	66	11	55
Non-Family Abuse Prot Order	AP	4	6	6	0	6
Custody Relief	CR	2	2	2	0	2
Custody Visitation	CV	230	458	458	242	216
Felony	DF	3	34	34	6	28
Misdemeanor	DM	14	57	57	19	38
Foster Care Review	FC	16	16	16	15	1
Family Abuse - Prot Order	FP	1	2	2	1	1
Permanency	PH	7	8	8	6	2
Petition	PT	5	12	12	3	9
Remand Custody	RC	19	19	19	19	-
Remand Visitation	RV	19	19	19	19	-
Show Cause	SC	6	10	10	1	9
Status	ST	8	8	8	5	3
Traffic	T	11	16	16	7	9
Term Parental Rights	TP	6	10	10	8	2
Truancy	TR	0	19	19	8	11
Voluntary Continuing Services Agreement	VA	0	1	1	0	1
<b>Juvenile Total</b>		<b>370</b>	<b>763</b>	<b>763</b>	<b>370</b>	<b>393</b>

<b>Spotsylvania Totals</b>		<b>792</b>	<b>1,613</b>	<b>1,615</b>	<b>731</b>	<b>884</b>
----------------------------	--	------------	--------------	--------------	------------	------------



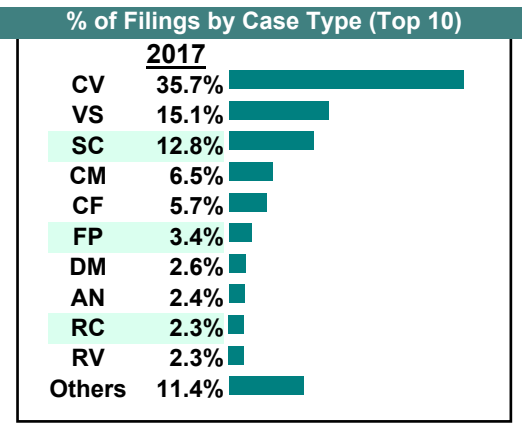
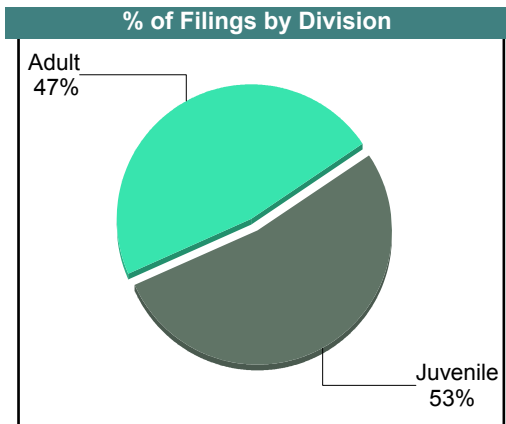

**CASELOAD STATISTICS OF THE JUVENILE & DOMESTIC RELATIONS COURTS**

September 2017

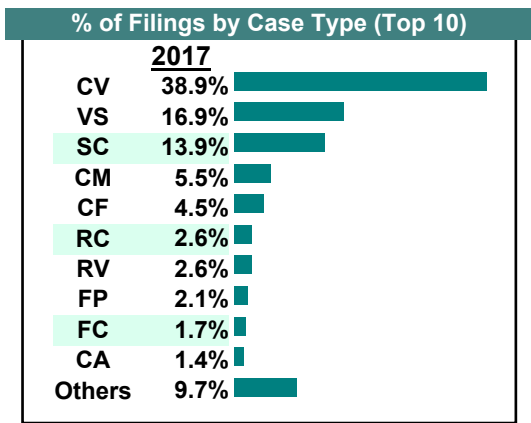
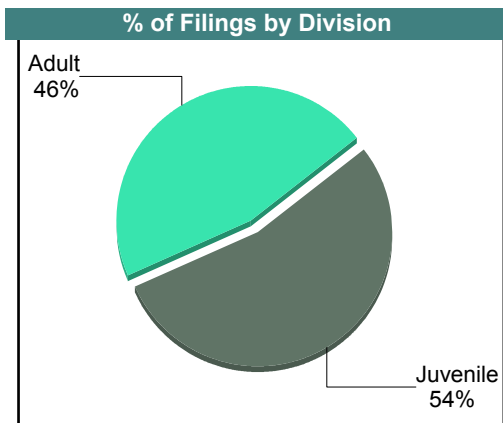

**Spotsylvania**

District: 15

		<u>Filings</u>	<u>Hearings</u>	<u>Transactions</u>	<u>Concluded</u>	<u>Cont</u>
<b><u>Adult</u></b>						
Non-Family Abuse Prot Order	AP	0	1	1	0	1
Capias	CA	12	33	33	12	21
Felony	CF	40	106	107	23	84
Misdemeanor	CM	46	118	118	46	72
Family Abuse - Prot Order	FP	24	41	41	21	20
Motion - Prot Order	MP	5	5	5	4	1
Remand Support	RS	12	12	12	12	-
Show Cause	SC	87	183	183	75	108
SL/Other	SL	1	2	2	0	2
Civil Support	VS	106	176	176	96	80
<b>Adult Total</b>		<b>333</b>	<b>677</b>	<b>678</b>	<b>289</b>	<b>389</b>
<b><u>Juvenile</u></b>						
Abuse or Neglect	AN	17	49	49	5	44
Non-Family Abuse Prot Order	AP	2	4	4	0	4
Child in Need of Services	CS	1	2	2	1	1
Custody Visitation	CV	251	479	479	204	275
Felony	DF	10	34	34	14	20
Misdemeanor	DM	18	46	46	16	30
Foster Care Review	FC	7	7	7	5	2
Initial Foster Care	IF	1	2	2	1	1
Permanency	PH	4	6	6	3	3
Petition	PT	6	9	9	3	6
Remand Custody	RC	16	16	16	16	-
Remand Visitation	RV	16	16	16	16	-
Show Cause	SC	3	6	6	3	3
Status	ST	4	5	5	4	1
Traffic	T	11	12	14	12	2
Term Parental Rights	TP	4	10	10	8	2
Truancy	TR	0	4	4	0	4
<b>Juvenile Total</b>		<b>371</b>	<b>707</b>	<b>709</b>	<b>311</b>	<b>398</b>
<b>Spotsylvania Totals</b>		<b>704</b>	<b>1,384</b>	<b>1,387</b>	<b>600</b>	<b>787</b>



		Filings	Hearings	Transactions	Concluded	Cont
<b>Adult</b>						
Non-Family Abuse Prot Order	AP	1	1	1	0	1
Capias	CA	14	50	50	24	26
Felony	CF	45	125	131	33	98
Misdemeanor	CM	55	178	178	80	98
Family Abuse - Prot Order	FP	21	54	54	27	27
Motion - Prot Order	MP	2	5	5	5	-
Violation of PO	PV	2	2	2	2	-
Remand Support	RS	11	11	11	11	-
Show Cause	SC	136	250	250	82	168
SL/Other	SL	3	3	3	3	-
Civil Support	VS	168	265	265	149	116
<b>Adult Total</b>		<b>458</b>	<b>944</b>	<b>950</b>	<b>416</b>	<b>534</b>
<b>Juvenile</b>						
Abuse or Neglect	AN	13	39	39	14	25
Non-Family Abuse Prot Order	AP	2	3	3	2	1
Child in Need of Services	CS	1	4	4	2	2
Custody Visitation	CV	386	639	639	334	305
Felony	DF	7	39	39	7	32
Misdemeanor	DM	14	54	54	17	37
Entrustment	ET	0	1	1	1	-
Foster Care Review	FC	17	20	20	19	1
Family Abuse - Prot Order	FP	0	2	2	0	2
Initial Foster Care	IF	14	16	16	14	2
Permanency	PH	5	7	7	6	1
Petition	PT	4	9	9	2	7
Remand Custody	RC	26	26	26	26	-
Remand Visitation	RV	26	26	26	26	-
Show Cause	SC	2	7	7	3	4
Status	ST	1	1	1	1	-
Traffic	T	6	6	7	3	4
Term Parental Rights	TP	8	15	15	7	8
Truancy	TR	0	3	3	1	2
Voluntary Continuing Services Agreement	VA	2	2	2	1	1
<b>Juvenile Total</b>		<b>534</b>	<b>919</b>	<b>920</b>	<b>486</b>	<b>434</b>
<b>Spotsylvania Totals</b>		<b>992</b>	<b>1,863</b>	<b>1,870</b>	<b>902</b>	<b>968</b>



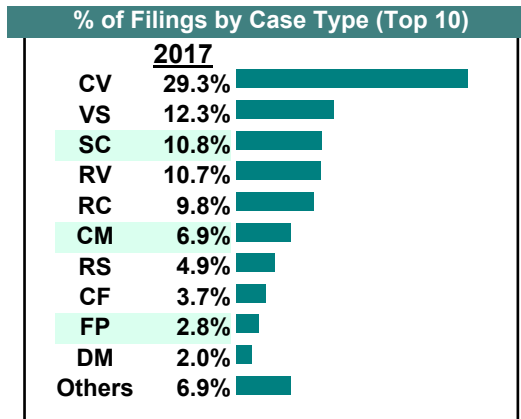
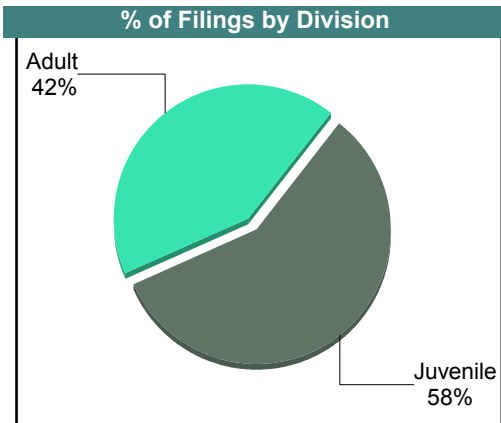

**CASELOAD STATISTICS OF THE JUVENILE & DOMESTIC RELATIONS COURTS**

July 2017

**Spotsylvania**

District: 15

		<u>Filings</u>	<u>Hearings</u>	<u>Transactions</u>	<u>Concluded</u>	<u>Cont</u>
<b><u>Adult</u></b>						
Capias	CA	6	38	38	18	20
Felony	CF	31	103	109	50	59
Misdemeanor	CM	58	166	166	68	98
Crim Support	CS	1	1	1	1	-
Family Abuse - Prot Order	FP	23	54	54	29	25
Motion - Prot Order	MP	5	9	9	3	6
Remand Support	RS	41	41	41	40	1
Show Cause	SC	86	151	151	49	102
SL/Other	SL	1	1	1	1	-
Civil Support	VS	104	173	173	97	76
<b>Adult Total</b>		<b>356</b>	<b>737</b>	<b>743</b>	<b>356</b>	<b>387</b>
<b><u>Juvenile</u></b>						
Abuse or Neglect	AN	4	21	21	6	15
Non-Family Abuse Prot Order	AP	0	1	1	1	-
Capias	CA	0	1	1	1	-
Child in Need of Services	CS	2	4	4	2	2
Custody Visitation	CV	248	475	475	272	203
Felony	DF	2	32	32	8	24
Misdemeanor	DM	17	62	62	30	32
Foster Care Review	FC	3	6	6	6	-
Family Abuse - Prot Order	FP	1	1	1	0	1
Initial Foster Care	IF	5	6	6	6	-
Permanency	PH	5	8	8	6	2
Petition	PT	5	10	10	6	4
Remand Custody	RC	83	83	83	83	-
Remand Visitation	RV	90	90	90	90	-
Show Cause	SC	5	14	14	10	4
Status	ST	1	3	3	1	2
Traffic	T	8	8	8	7	1
Term Parental Rights	TP	10	17	17	7	10
Truancy	TR	0	9	9	0	9
<b>Juvenile Total</b>		<b>489</b>	<b>851</b>	<b>851</b>	<b>542</b>	<b>309</b>
<b>Spotsylvania Totals</b>		<b>845</b>	<b>1,588</b>	<b>1,594</b>	<b>898</b>	<b>696</b>





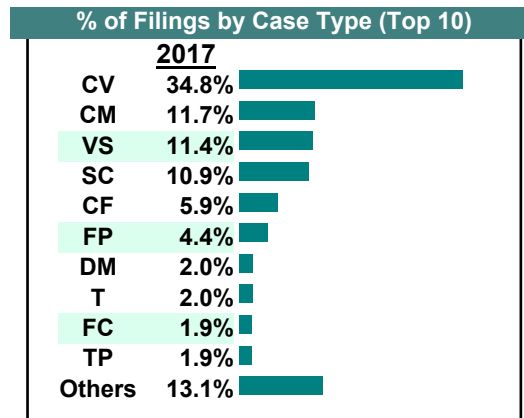
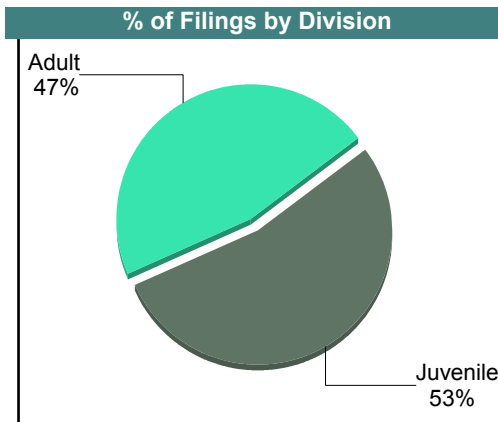
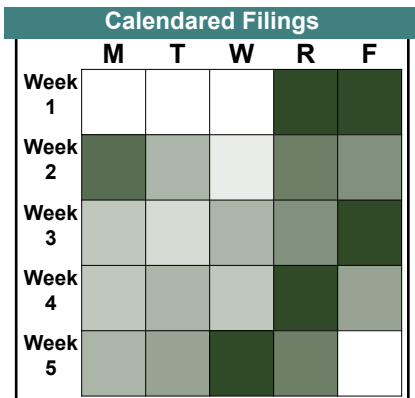
# CASELOAD STATISTICS OF THE JUVENILE & DOMESTIC RELATIONS COURTS

June 2017

Spotsylvania

District: 15

		Filings	Hearings	Transactions	Concluded	Cont
<b>Adult</b>						
Capias	CA	7	50	50	13	37
Felony	CF	35	107	114	55	59
Misdemeanor	CM	69	148	148	48	100
Crim Support	CS	1	1	1	1	-
Family Abuse - Prot Order	FP	25	63	63	28	35
Motion - Prot Order	MP	2	2	2	1	1
Violation Fam Abuse PO	PS	1	1	1	1	-
Violation of PO	PV	1	1	1	1	-
Remand Support	RS	9	9	9	9	-
Show Cause	SC	54	164	164	71	93
SL/Other	SL	3	3	3	3	-
Civil Support	VS	67	147	147	77	70
<b>Adult Total</b>		<b>274</b>	<b>696</b>	<b>703</b>	<b>308</b>	<b>395</b>
<b>Juvenile</b>						
Abuse or Neglect	AN	6	34	34	7	27
Non-Family Abuse Prot Order	AP	0	1	1	0	1
Capias	CA	0	4	4	3	1
Child in Need of Services	CS	1	4	4	2	2
Custody Visitation	CV	205	477	477	238	239
Felony	DF	4	27	27	5	22
Misdemeanor	DM	12	57	57	22	35
Entrustment	ET	0	1	1	0	1
Foster Care Review	FC	11	13	13	11	2
Family Abuse - Prot Order	FP	1	2	2	0	2
Initial Foster Care	IF	8	8	8	6	2
Permanency	PH	1	6	6	3	3
Petition	PT	9	16	16	10	6
Remand Custody	RC	10	10	10	10	-
Remand Visitation	RV	10	10	10	10	-
Show Cause	SC	10	18	18	7	11
Status	ST	1	1	1	0	1
Traffic	T	12	21	22	18	4
Term Parental Rights	TP	11	14	14	7	7
Truancy	TR	2	20	20	11	9
Voluntary Continuing Services Agreement	VA	1	1	1	1	-
<b>Juvenile Total</b>		<b>315</b>	<b>745</b>	<b>746</b>	<b>371</b>	<b>375</b>
<b>Spotsylvania Totals</b>		<b>589</b>	<b>1,441</b>	<b>1,449</b>	<b>679</b>	<b>770</b>



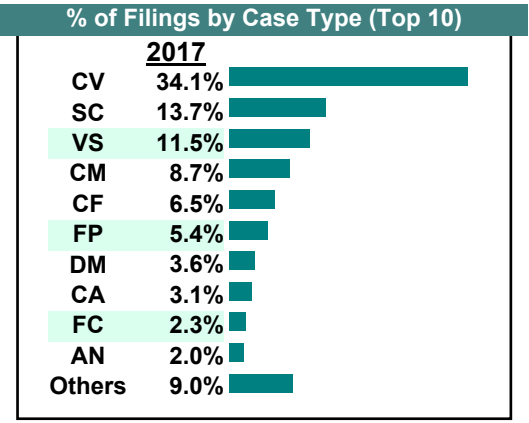
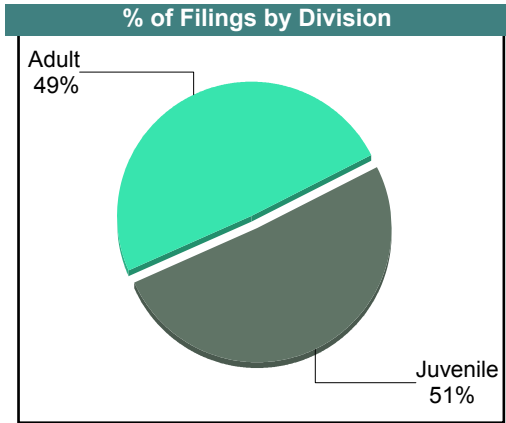
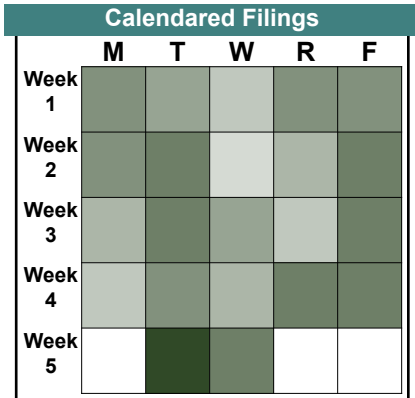
CASELOAD STATISTICS OF THE JUVENILE & DOMESTIC RELATIONS COURTS

Spotsylvania

District: 15

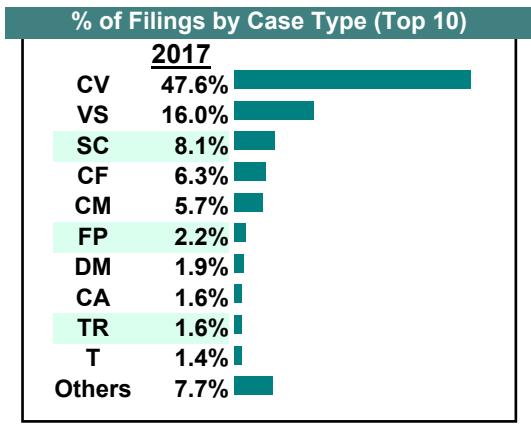
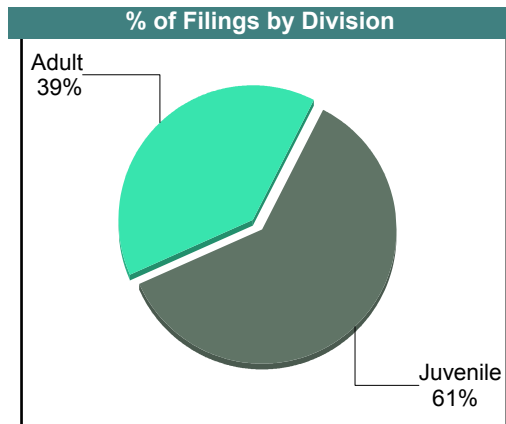
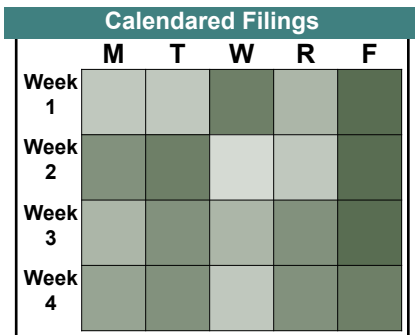
May 2017

		Filings	Hearings	Transactions	Concluded	Cont
<b>Adult</b>						
Capias	CA	19	61	61	25	36
Felony	CF	42	124	129	41	88
Misdemeanor	CM	56	156	156	55	101
Crim Support	CS	0	1	1	1	-
Family Abuse - Prot Order	FP	35	72	72	27	45
Motion - Prot Order	MP	2	3	3	3	-
Other	OT	1	1	1	1	-
Show Cause	SC	85	196	196	104	92
SL/Other	SL	2	2	2	2	-
Civil Support	VS	74	160	160	83	77
<b>Adult Total</b>		<b>316</b>	<b>776</b>	<b>781</b>	<b>342</b>	<b>439</b>
<b>Juvenile</b>						
Abuse or Neglect	AN	13	42	42	4	38
Non-Family Abuse Prot Order	AP	9	15	15	9	6
Capias	CA	1	4	4	0	4
Custody Relief	CR	1	1	1	1	-
Child in Need of Services	CS	0	4	4	2	2
Custody Visitation	CV	219	483	483	214	269
Felony	DF	12	33	33	10	23
Misdemeanor	DM	23	54	54	21	33
Entrustment	ET	0	1	1	0	1
Foster Care Review	FC	15	16	16	13	3
Initial Foster Care	IF	6	7	7	6	1
Permanency	PH	3	11	11	8	3
Petition	PT	5	9	9	4	5
Remand Visitation	RV	3	3	3	3	-
Show Cause	SC	3	10	10	4	6
Status	ST	1	1	1	1	-
Traffic	T	9	14	15	10	5
Term Parental Rights	TP	2	13	13	5	8
Truancy	TR	2	26	26	9	17
<b>Juvenile Total</b>		<b>327</b>	<b>747</b>	<b>748</b>	<b>324</b>	<b>424</b>
<b>Spotsylvania Totals</b>		<b>643</b>	<b>1,523</b>	<b>1,529</b>	<b>666</b>	<b>863</b>



April 2017

		Filings	Hearings	Transactions	Concluded	Cont
<b>Adult</b>						
Capias	CA	12	43	43	14	29
Felony	CF	60	131	131	27	104
Misdemeanor	CM	54	123	123	48	75
Crim Support	CS	2	3	3	3	-
Family Abuse - Prot Order	FP	21	38	38	15	23
Motion - Prot Order	MP	3	5	5	4	1
Show Cause	SC	66	262	262	163	99
SL/Other	SL	1	1	1	1	-
Civil Support	VS	152	219	219	125	94
<b>Adult Total</b>		<b>371</b>	<b>825</b>	<b>825</b>	<b>400</b>	<b>425</b>
<b>Juvenile</b>						
Abuse or Neglect	AN	9	42	42	13	29
Non-Family Abuse Prot Order	AP	1	4	4	2	2
Capias	CA	3	3	3	0	3
Child in Need of Services	CS	0	1	1	1	-
Custody Visitation	CV	452	674	674	420	254
Felony	DF	8	25	25	7	18
Misdemeanor	DM	18	54	54	20	34
Entrustment	ET	1	1	1	0	1
Foster Care Review	FC	7	7	7	6	1
Initial Foster Care	IF	12	12	12	12	-
Permanency	PH	8	11	11	7	4
Petition	PT	8	13	13	6	7
Show Cause	SC	11	16	16	8	8
Status	ST	1	1	1	1	-
Traffic	T	13	17	18	7	11
Term Parental Rights	TP	10	14	14	6	8
Truancy	TR	15	28	28	5	23
Voluntary Continuing Services Agreement	VA	2	3	3	2	1
<b>Juvenile Total</b>		<b>579</b>	<b>926</b>	<b>927</b>	<b>523</b>	<b>404</b>
<b>Spotsylvania Totals</b>		<b>950</b>	<b>1,751</b>	<b>1,752</b>	<b>923</b>	<b>829</b>



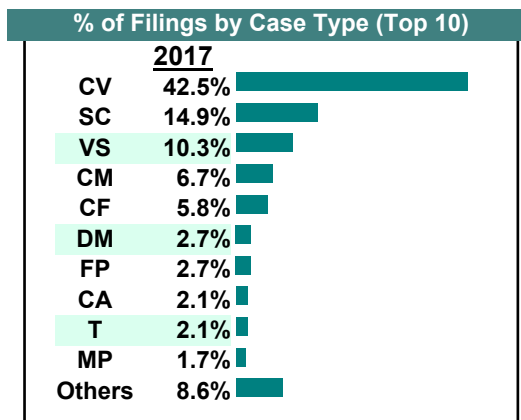
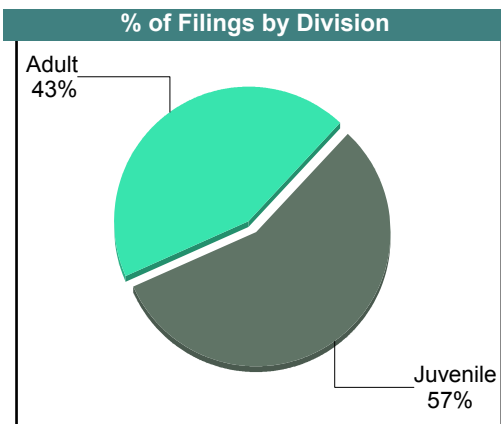

CASELOAD STATISTICS OF THE JUVENILE & DOMESTIC RELATIONS COURTS

Spotsylvania

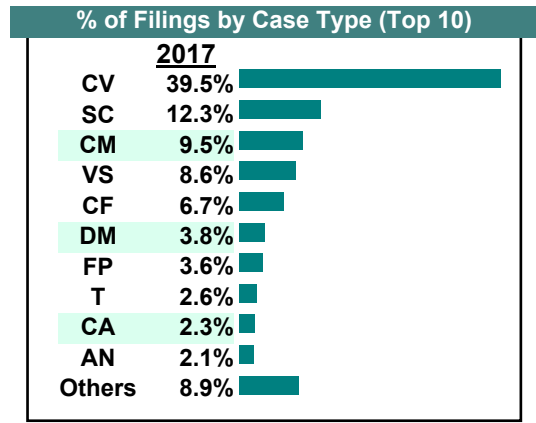
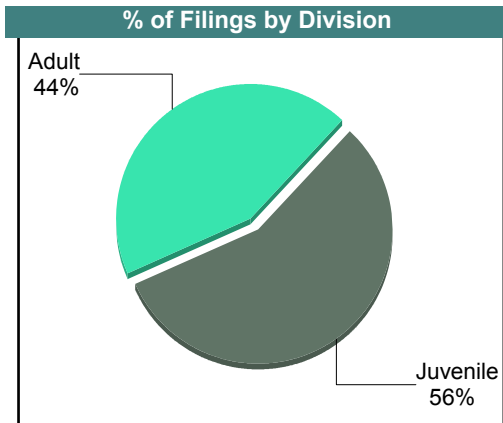
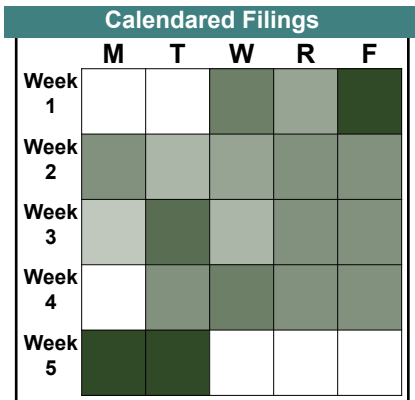
District: 15

March 2017

		<u>Filings</u>	<u>Hearings</u>	<u>Transactions</u>	<u>Concluded</u>	<u>Cont</u>
<b>Adult</b>						
Capias	CA	12	52	52	14	38
Felony	CF	34	94	94	27	67
Misdemeanor	CM	39	123	123	50	73
Family Abuse - Prot Order	FP	15	38	38	19	19
Motion - Prot Order	MP	10	10	10	9	1
Violation of PO	PV	1	1	1	1	-
Remand Support	RS	2	2	2	2	-
Show Cause	SC	79	177	177	61	116
SL/Other	SL	2	2	2	2	-
Civil Support	VS	60	139	139	87	52
<b>Adult Total</b>		<b>254</b>	<b>638</b>	<b>638</b>	<b>272</b>	<b>366</b>
<b>Juvenile</b>						
Abuse or Neglect	AN	9	33	33	7	26
Non-Family Abuse Prot Order	AP	0	2	2	0	2
Child in Need of Services	CS	2	3	3	0	3
Custody Visitation	CV	248	553	553	254	299
Felony	DF	0	24	24	7	17
Misdemeanor	DM	16	52	52	25	27
Entrustment	ET	0	1	1	1	-
Foster Care Review	FC	9	12	12	12	-
Family Abuse - Prot Order	FP	1	1	1	1	-
Initial Foster Care	IF	1	2	2	2	-
Permanency	PH	10	14	14	5	9
Petition	PT	3	6	6	4	2
Show Cause	SC	8	20	20	12	8
Status	ST	2	2	2	2	-
Traffic	T	12	17	17	15	2
Term Parental Rights	TP	5	7	7	0	7
Truancy	TR	4	25	25	6	19
<b>Juvenile Total</b>		<b>330</b>	<b>774</b>	<b>774</b>	<b>353</b>	<b>421</b>
<b>Spotsylvania Totals</b>		<b>584</b>	<b>1,412</b>	<b>1,412</b>	<b>625</b>	<b>787</b>



		<u>Filings</u>	<u>Hearings</u>	<u>Transactions</u>	<u>Concluded</u>	<u>Cont</u>
<b><u>Adult</u></b>						
Capias	CA	14	46	46	20	26
Felony	CF	41	79	79	29	50
Misdemeanor	CM	58	147	147	75	72
Crim Support	CS	0	1	1	0	1
Family Abuse - Prot Order	FP	22	52	52	28	24
Motion - Prot Order	MP	5	5	5	4	1
Violation of PO	PV	3	3	3	3	-
Show Cause	SC	69	154	154	68	86
SL/Other	SL	1	1	1	1	-
Civil Support	VS	52	154	154	81	73
<b>Adult Total</b>		<b>265</b>	<b>642</b>	<b>642</b>	<b>309</b>	<b>333</b>
<b><u>Juvenile</u></b>						
Abuse or Neglect	AN	13	38	38	12	26
Non-Family Abuse Prot Order	AP	2	2	2	0	2
Capias	CA	0	4	4	2	2
Custody Relief	CR	0	1	1	1	-
Child in Need of Services	CS	0	2	2	2	-
Custody Visitation	CV	240	439	439	236	203
Felony	DF	10	42	42	6	36
Misdemeanor	DM	23	74	74	37	37
Entrustment	ET	0	1	1	0	1
Foster Care Review	FC	6	7	7	7	-
Initial Foster Care	IF	2	4	4	4	-
Motion - Prot Order	MP	0	1	1	1	-
Permanency	PH	10	12	12	9	3
Petition	PT	7	12	12	8	4
Show Cause	SC	6	16	16	10	6
Traffic	T	16	24	26	20	6
Term Parental Rights	TP	2	2	2	1	1
Truancy	TR	5	20	20	1	19
Voluntary Continuing Services Agreement	VA	1	1	1	1	-
<b>Juvenile Total</b>		<b>343</b>	<b>702</b>	<b>704</b>	<b>358</b>	<b>346</b>
<b>Spotsylvania Totals</b>		<b>608</b>	<b>1,344</b>	<b>1,346</b>	<b>667</b>	<b>679</b>



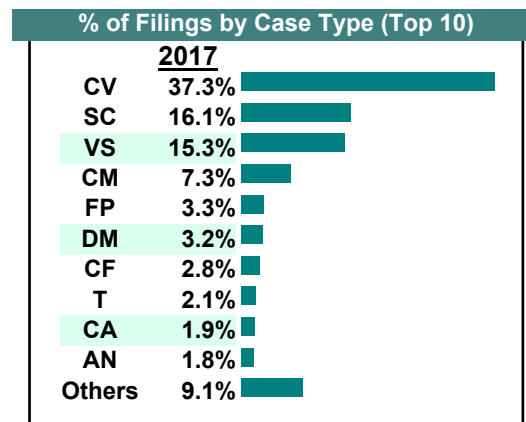
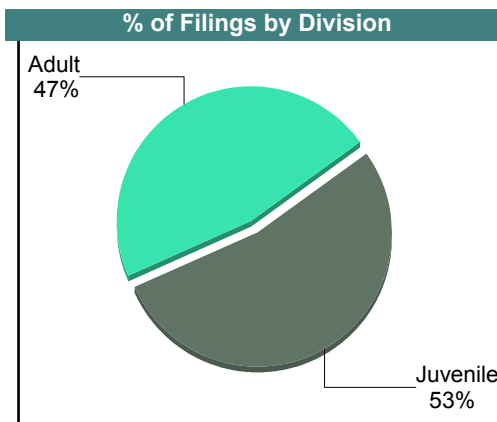

**CASELOAD STATISTICS OF THE JUVENILE & DOMESTIC RELATIONS COURTS**

January 2017

**Spotsylvania**

District: 15

		<u>Filings</u>	<u>Hearings</u>	<u>Transactions</u>	<u>Concluded</u>	<u>Cont</u>
<b><u>Adult</u></b>						
Non-Family Abuse Prot Order	AP	1	2	2	1	1
Capias	CA	14	57	57	21	36
Felony	CF	20	82	82	42	40
Misdemeanor	CM	53	123	123	50	73
Crim Support	CS	0	1	1	1	-
Family Abuse - Prot Order	FP	24	45	45	21	24
Motion - Prot Order	MP	3	3	3	3	-
Violation of PO	PV	2	2	2	2	-
Remand Support	RS	1	1	1	1	-
Show Cause	SC	110	271	271	150	121
SL/Other	SL	1	3	3	2	1
Civil Support	VS	111	219	219	124	95
<b>Adult Total</b>		<b>340</b>	<b>809</b>	<b>809</b>	<b>418</b>	<b>391</b>
<b><u>Juvenile</u></b>						
Abuse or Neglect	AN	13	56	56	18	38
Non-Family Abuse Prot Order	AP	1	5	5	4	1
Child in Need of Services	CS	2	3	3	1	2
Custody Visitation	CV	271	541	541	336	205
Felony	DF	4	15	15	0	15
Misdemeanor	DM	23	40	40	6	34
Entrustment	ET	2	2	2	1	1
Foster Care Review	FC	6	7	7	4	3
Family Abuse - Prot Order	FP	0	1	1	1	-
Initial Foster Care	IF	2	3	3	2	1
Motion - Prot Order	MP	1	1	1	0	1
Permanency	PH	6	7	7	5	2
Petition	PT	10	17	17	11	6
Remand Custody	RC	5	5	5	5	-
Restricted O/L	RL	1	1	1	1	-
Remand Visitation	RV	3	3	3	3	-
Show Cause	SC	7	14	14	5	9
Status	ST	5	5	5	5	-
Traffic	T	15	12	17	11	6
Term Parental Rights	TP	2	4	4	1	3
Truancy	TR	8	21	21	5	16
<b>Juvenile Total</b>		<b>387</b>	<b>763</b>	<b>768</b>	<b>425</b>	<b>343</b>
<b>Spotsylvania Totals</b>		<b>727</b>	<b>1,572</b>	<b>1,577</b>	<b>843</b>	<b>734</b>



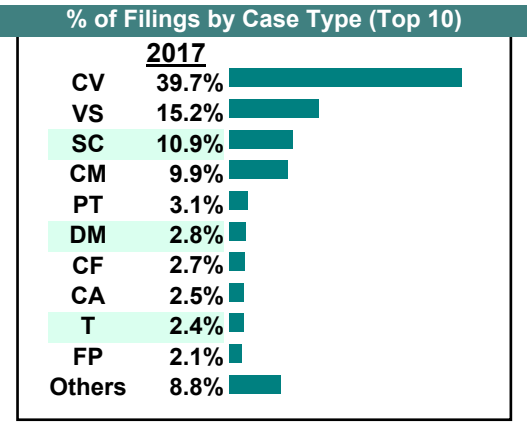
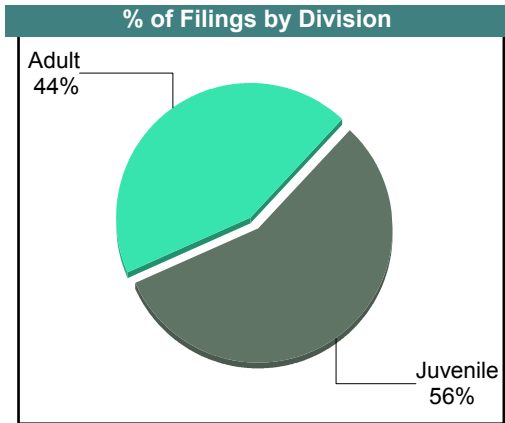
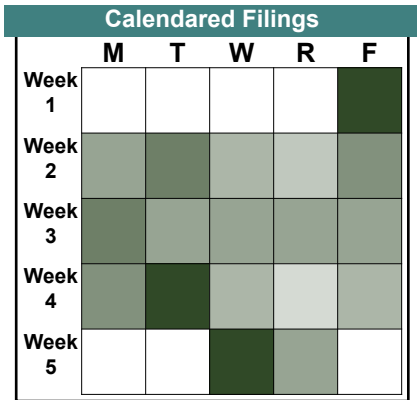
**CASELOAD STATISTICS OF THE JUVENILE & DOMESTIC RELATIONS COURTS**

**Stafford**

District: 15

December 2017

		<u>Filings</u>	<u>Hearings</u>	<u>Transactions</u>	<u>Concluded</u>	<u>Cont</u>
<b><u>Adult</u></b>						
Capias	CA	17	67	67	22	45
Felony	CF	19	51	54	6	48
Misdemeanor	CM	71	181	181	26	155
Family Abuse - Prot Order	FP	15	35	35	16	19
Protective Order	PC	1	1	1	1	-
Violation Fam Abuse PO	PS	0	2	2	2	-
Remand Support	RS	6	6	6	6	-
Show Cause	SC	75	166	166	78	88
SL/Other	SL	0	4	4	0	4
Civil Support	VS	109	158	158	86	72
<b>Adult Total</b>		<b>313</b>	<b>671</b>	<b>674</b>	<b>243</b>	<b>431</b>
<b><u>Juvenile</u></b>						
Abuse or Neglect	AN	14	28	28	12	16
Capias	CA	1	4	4	0	4
Child in Need of Services	CS	6	7	7	6	1
Custody Visitation	CV	284	480	480	269	211
Felony	DF	9	70	70	16	54
Misdemeanor	DM	20	110	110	31	79
Initial Foster Care	IF	1	1	1	0	1
Permanency	PH	6	7	7	0	7
Petition	PT	22	37	37	25	12
Remand Custody	RC	4	4	4	4	-
Restricted O/L	RL	1	1	1	1	-
Remand Visitation	RV	4	4	4	4	-
Show Cause	SC	3	7	7	1	6
Status	ST	1	5	5	0	5
Traffic	T	17	43	44	21	23
Term Parental Rights	TP	10	11	11	8	3
<b>Juvenile Total</b>		<b>403</b>	<b>819</b>	<b>820</b>	<b>398</b>	<b>422</b>
<b>Stafford Totals</b>		<b>716</b>	<b>1,490</b>	<b>1,494</b>	<b>641</b>	<b>853</b>



**CASELOAD STATISTICS OF THE JUVENILE & DOMESTIC RELATIONS COURTS**

**Stafford**

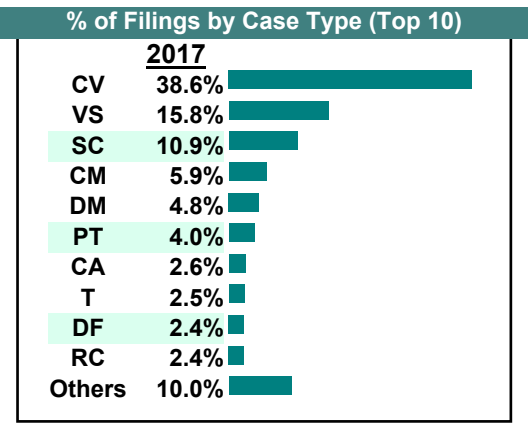
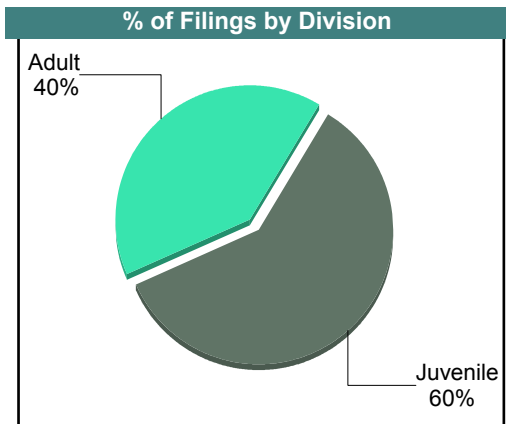

District: 15

November 2017

		<u>Filings</u>	<u>Hearings</u>	<u>Transactions</u>	<u>Concluded</u>	<u>Cont</u>
<b><u>Adult</u></b>						
Bond Forfeiture	BF	1	1	1	1	-
Capias	CA	19	84	84	26	58
Felony	CF	17	80	104	42	62
Misdemeanor	CM	50	237	237	65	172
Family Abuse - Prot Order	FP	18	37	37	18	19
Protective Order	PC	1	1	1	1	-
Violation Fam Abuse PO	PS	2	2	2	2	-
Violation of PO	PV	1	2	2	1	1
Remand Support	RS	6	6	6	6	-
Show Cause	SC	91	229	229	99	130
SL/Other	SL	0	2	2	0	2
Civil Support	VS	133	185	185	100	85
<b>Adult Total</b>		<b>339</b>	<b>866</b>	<b>890</b>	<b>361</b>	<b>529</b>

<b><u>Juvenile</u></b>						
Abuse or Neglect	AN	6	9	9	2	7
Capias	CA	3	6	6	0	6
Custody Relief	CR	1	1	1	1	-
Child in Need of Services	CS	7	8	8	4	4
Custody Visitation	CV	325	490	490	273	217
Felony	DF	20	95	95	22	73
Misdemeanor	DM	40	118	119	27	92
Foster Care Review	FC	1	1	1	0	1
Initial Foster Care	IF	2	3	3	2	1
Petition	PT	34	51	51	35	16
Remand Custody	RC	20	20	20	20	-
Remand Visitation	RV	18	18	18	18	-
Show Cause	SC	1	3	3	2	1
Status	ST	3	3	3	1	2
Traffic	T	21	42	45	26	19
<b>Juvenile Total</b>		<b>502</b>	<b>868</b>	<b>872</b>	<b>433</b>	<b>439</b>

<b>Stafford Totals</b>		<b>841</b>	<b>1,734</b>	<b>1,762</b>	<b>794</b>	<b>968</b>
------------------------	--	------------	--------------	--------------	------------	------------





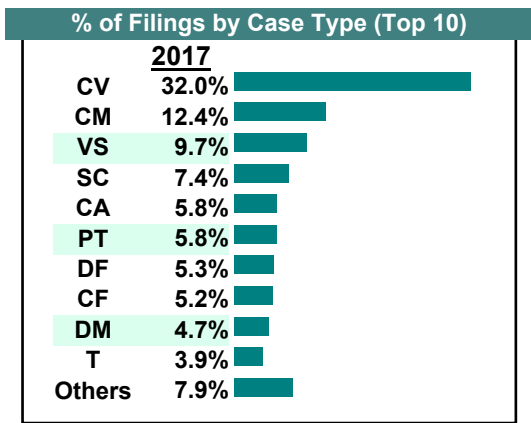
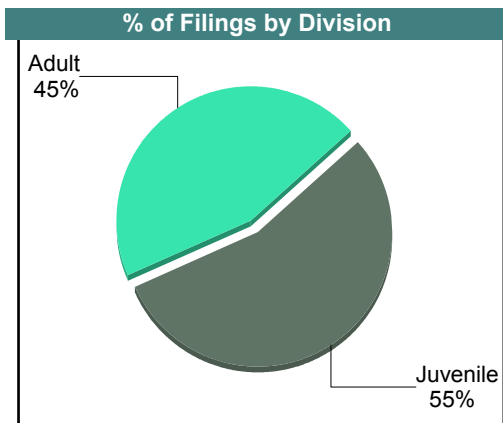

**CASELOAD STATISTICS OF THE JUVENILE & DOMESTIC RELATIONS COURTS**

October 2017

**Stafford**

District: 15

		<u>Filings</u>	<u>Hearings</u>	<u>Transactions</u>	<u>Concluded</u>	<u>Cont</u>
<b><u>Adult</u></b>						
Bond Forfeiture	BF	0	1	1	1	-
Capias	CA	49	103	103	29	74
Felony	CF	47	122	126	18	108
Misdemeanor	CM	112	408	408	121	287
Family Abuse - Prot Order	FP	23	49	49	26	23
Motion - Prot Order	MP	1	1	1	1	-
Other	OT	0	2	2	2	-
Protective Order	PC	3	3	3	3	-
Violation Fam Abuse PO	PS	2	2	2	1	1
Violation of PO	PV	4	4	4	4	-
Remand Support	RS	12	12	12	12	-
Show Cause	SC	66	117	117	49	68
SL/Other	SL	0	5	5	0	5
Civil Support	VS	88	177	177	100	77
<b>Adult Total</b>		<b>407</b>	<b>1,006</b>	<b>1,010</b>	<b>367</b>	<b>643</b>
<b><u>Juvenile</u></b>						
Abuse or Neglect	AN	3	8	8	5	3
Non-Family Abuse Prot Order	AP	1	3	3	1	2
Capias	CA	3	9	9	7	2
Child in Need of Services	CS	0	2	2	1	1
Custody Visitation	CV	289	506	506	315	191
Felony	DF	48	106	106	21	85
Misdemeanor	DM	42	124	124	33	91
Foster Care Review	FC	1	1	1	0	1
Initial Foster Care	IF	1	1	1	1	-
Motion - Prot Order	MP	1	1	1	1	-
Permanency	PH	1	1	1	0	1
Petition	PT	52	66	66	32	34
Remand Custody	RC	9	9	9	9	-
Child at Risk	RI	0	4	4	4	-
Remand Visitation	RV	9	9	9	9	-
Show Cause	SC	1	2	2	0	2
Traffic	T	35	54	54	23	31
<b>Juvenile Total</b>		<b>496</b>	<b>906</b>	<b>906</b>	<b>462</b>	<b>444</b>
<b>Stafford Totals</b>		<b>903</b>	<b>1,912</b>	<b>1,916</b>	<b>829</b>	<b>1,087</b>



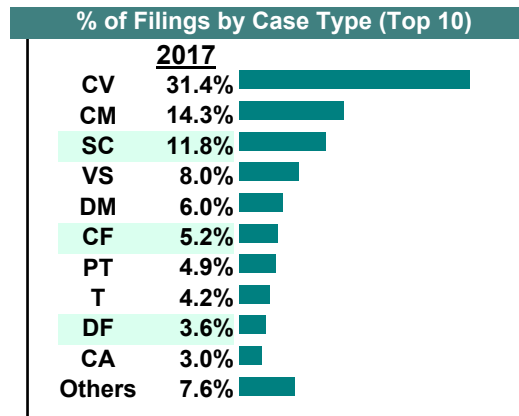
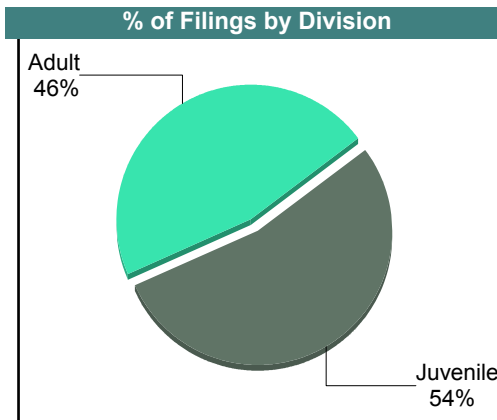
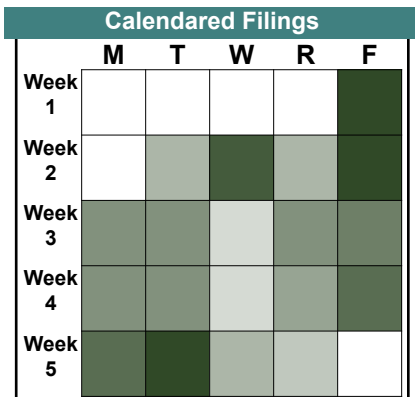
# CASELOAD STATISTICS OF THE JUVENILE & DOMESTIC RELATIONS COURTS

September 2017

Stafford

District: 15

		Filings	Hearings	Transactions	Concluded	Cont
<b>Adult</b>						
Bond Forfeiture	BF	0	1	1	0	1
Capias	CA	18	74	74	31	43
Felony	CF	35	114	116	38	78
Misdemeanor	CM	96	298	298	83	215
Family Abuse - Prot Order	FP	18	49	49	19	30
Motion - Prot Order	MP	2	2	2	2	-
Protective Order	PC	2	2	2	2	-
Violation Fam Abuse PO	PS	1	1	1	1	-
Violation of PO	PV	2	2	2	2	-
Remand Support	RS	4	4	4	4	-
Show Cause	SC	78	171	171	67	104
SL/Other	SL	1	1	1	0	1
Civil Support	VS	54	135	135	82	53
<b>Adult Total</b>		<b>311</b>	<b>854</b>	<b>856</b>	<b>331</b>	<b>525</b>
<b>Juvenile</b>						
Abuse or Neglect	AN	0	4	4	3	1
Non-Family Abuse Prot Order	AP	1	1	1	0	1
Capias	CA	2	3	3	1	2
Custody Relief	CR	1	1	1	1	-
Child in Need of Services	CS	1	3	3	3	-
Custody Visitation	CV	211	452	452	224	228
Felony	DF	24	49	49	7	42
Misdemeanor	DM	40	96	96	38	58
Foster Care Review	FC	0	1	1	1	-
Initial Foster Care	IF	2	3	3	2	1
Permanency	PH	2	7	7	5	2
Petition	PT	33	52	52	34	18
Remand Custody	RC	4	4	4	4	-
Remand Visitation	RV	4	4	4	4	-
Show Cause	SC	1	5	5	4	1
Status	ST	2	3	3	3	-
Traffic	T	28	40	40	23	17
Term Parental Rights	TP	3	3	3	2	1
Voluntary Continuing Services Agreement	VA	1	1	1	0	1
<b>Juvenile Total</b>		<b>360</b>	<b>732</b>	<b>732</b>	<b>359</b>	<b>373</b>
<b>Stafford Totals</b>		<b>671</b>	<b>1,586</b>	<b>1,588</b>	<b>690</b>	<b>898</b>



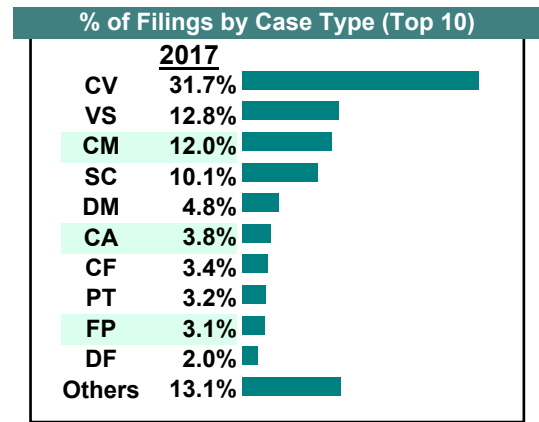
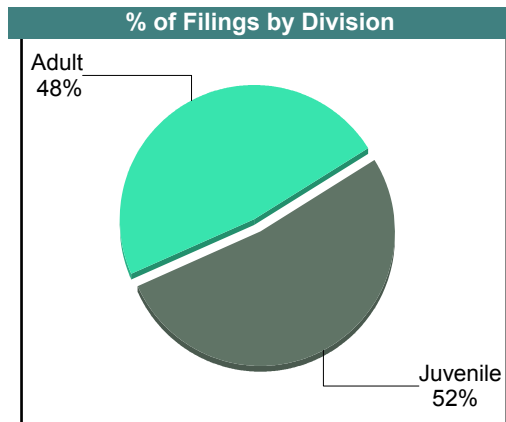

**CASELOAD STATISTICS OF THE JUVENILE & DOMESTIC RELATIONS COURTS**

**Stafford**

District: 15

August 2017

		<u>Filings</u>	<u>Hearings</u>	<u>Transactions</u>	<u>Concluded</u>	<u>Cont</u>
<b><u>Adult</u></b>						
Capias	CA	25	76	76	24	52
Felony	CF	23	53	53	9	44
Misdemeanor	CM	82	242	242	61	181
Family Abuse - Prot Order	FP	21	45	45	19	26
Motion - Prot Order	MP	0	1	1	1	-
Protective Order	PC	2	2	2	2	-
Violation of PO	PV	6	6	6	6	-
Remand Support	RS	14	14	14	14	-
Show Cause	SC	67	142	142	47	95
SL/Other	SL	0	6	6	2	4
Civil Support	VS	88	204	204	125	79
<b>Adult Total</b>		<b>328</b>	<b>791</b>	<b>791</b>	<b>310</b>	<b>481</b>
<b><u>Juvenile</u></b>						
Abuse or Neglect	AN	6	16	16	5	11
Non-Family Abuse Prot Order	AP	2	3	3	3	-
Capias	CA	1	3	3	0	3
Child in Need of Services	CS	0	5	5	2	3
Custody Visitation	CV	217	555	555	328	227
Felony	DF	14	37	37	9	28
Misdemeanor	DM	33	81	81	22	58
Foster Care Review	FC	8	8	8	4	4
Permanency	PH	4	4	4	1	3
Petition	PT	22	46	46	35	11
Remand Custody	RC	11	11	11	11	-
Child at Risk	RI	4	4	4	0	4
Remand Visitation	RV	13	13	13	13	-
Show Cause	SC	2	2	2	2	-
Status	ST	1	1	1	0	1
Traffic	T	14	30	30	13	17
Term Parental Rights	TP	5	5	5	5	-
<b>Juvenile Total</b>		<b>357</b>	<b>824</b>	<b>824</b>	<b>453</b>	<b>370</b>
<b>Stafford Totals</b>		<b>685</b>	<b>1,615</b>	<b>1,615</b>	<b>763</b>	<b>851</b>



**CASELOAD STATISTICS OF THE JUVENILE & DOMESTIC RELATIONS COURTS**

July 2017

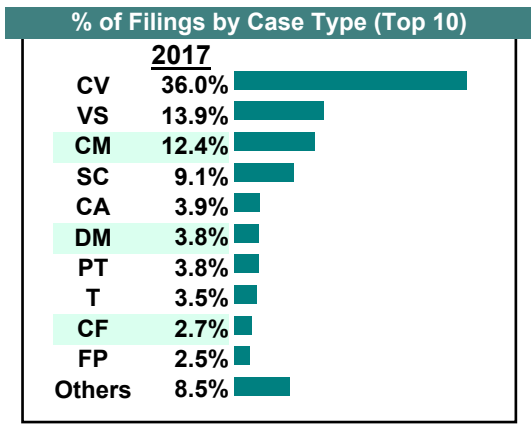
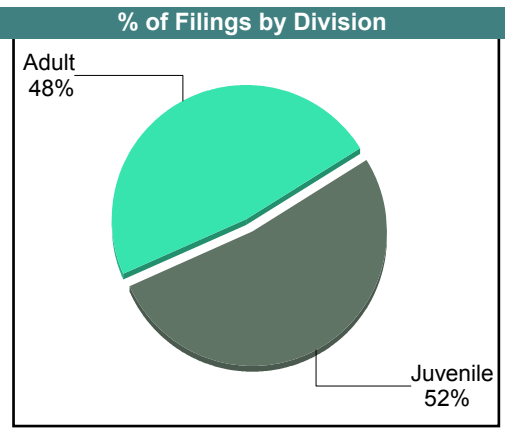

**Stafford**

District: 15

		<u>Filings</u>	<u>Hearings</u>	<u>Transactions</u>	<u>Concluded</u>	<u>Cont</u>
<b><u>Adult</u></b>						
Bond Forfeiture	BF	1	2	2	1	1
Capias	CA	26	74	74	17	57
Felony	CF	19	68	69	27	42
Misdemeanor	CM	86	293	293	70	223
Family Abuse - Prot Order	FP	17	43	43	15	28
Motion - Prot Order	MP	2	2	2	1	1
Other	OT	4	4	4	2	2
Protective Order	PC	3	3	3	3	-
Violation of PO	PV	3	3	3	3	-
Remand Support	RS	10	10	10	10	-
Show Cause	SC	63	130	130	52	78
SL/Other	SL	0	4	4	1	3
Civil Support	VS	96	181	181	89	92
<b>Adult Total</b>		<b>330</b>	<b>817</b>	<b>818</b>	<b>291</b>	<b>527</b>

<b><u>Juvenile</u></b>						
Abuse or Neglect	AN	1	3	3	2	1
Non-Family Abuse Prot Order	AP	1	3	3	1	2
Capias	CA	1	5	5	1	4
Child in Need of Services	CS	0	7	7	7	-
Custody Visitation	CV	249	404	404	182	222
Felony	DF	4	41	41	18	23
Misdemeanor	DM	26	73	73	28	45
Foster Care Review	FC	2	2	2	2	-
Initial Foster Care	IF	2	2	2	1	1
Permanency	PH	2	2	2	1	1
Petition	PT	26	43	43	23	20
Remand Custody	RC	12	12	12	12	-
Remand Visitation	RV	12	12	12	12	-
Show Cause	SC	0	2	2	0	2
Traffic	T	24	48	49	29	20
<b>Juvenile Total</b>		<b>362</b>	<b>659</b>	<b>660</b>	<b>319</b>	<b>341</b>

<b>Stafford Totals</b>		<b>692</b>	<b>1,476</b>	<b>1,478</b>	<b>610</b>	<b>868</b>
------------------------	--	------------	--------------	--------------	------------	------------



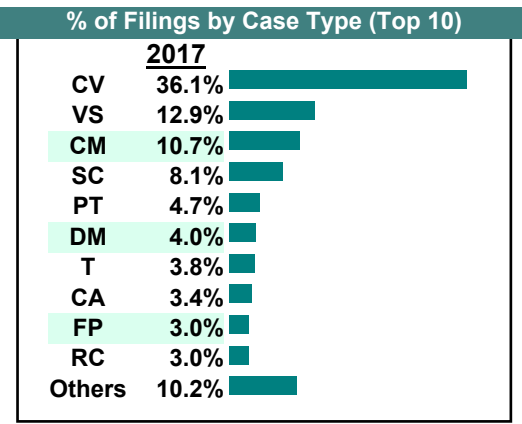
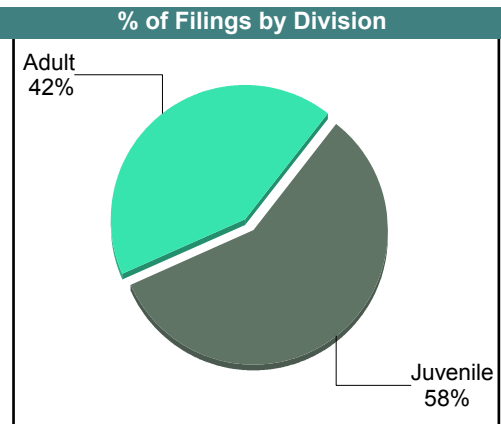

# CASELOAD STATISTICS OF THE JUVENILE & DOMESTIC RELATIONS COURTS

June 2017

**Stafford**

District: 15

		<u>Filings</u>	<u>Hearings</u>	<u>Transactions</u>	<u>Concluded</u>	<u>Cont</u>
<b><u>Adult</u></b>						
Capias	CA	22	90	90	31	59
Felony	CF	10	65	65	23	42
Misdemeanor	CM	75	333	333	102	231
Family Abuse - Prot Order	FP	20	39	39	19	20
Motion - Prot Order	MP	3	3	3	3	-
Violation Fam Abuse PO	PS	1	1	1	1	-
Violation of PO	PV	3	3	3	3	-
Remand Support	RS	17	17	17	17	-
Show Cause	SC	54	166	166	60	106
SL/Other	SL	1	4	4	1	3
Civil Support	VS	91	221	221	94	127
<b>Adult Total</b>		<b>297</b>	<b>942</b>	<b>942</b>	<b>354</b>	<b>588</b>
<b><u>Juvenile</u></b>						
Abuse or Neglect	AN	1	8	8	4	4
Non-Family Abuse Prot Order	AP	2	2	2	1	1
Capias	CA	2	2	2	0	2
Child in Need of Services	CS	1	6	6	3	3
Custody Visitation	CV	254	549	549	316	233
Felony	DF	12	72	72	27	45
Misdemeanor	DM	28	73	73	22	51
Family Abuse - Prot Order	FP	1	1	1	1	-
Permanency	PH	1	1	1	1	-
Petition	PT	33	45	45	26	19
Remand Custody	RC	21	21	21	21	-
Restricted O/L	RL	1	1	1	1	-
Remand Visitation	RV	18	18	18	17	1
Show Cause	SC	3	4	4	1	3
Status	ST	1	3	3	3	-
Traffic	T	27	48	48	23	25
<b>Juvenile Total</b>		<b>406</b>	<b>854</b>	<b>854</b>	<b>467</b>	<b>387</b>
<b>Stafford Totals</b>		<b>703</b>	<b>1,796</b>	<b>1,796</b>	<b>821</b>	<b>975</b>



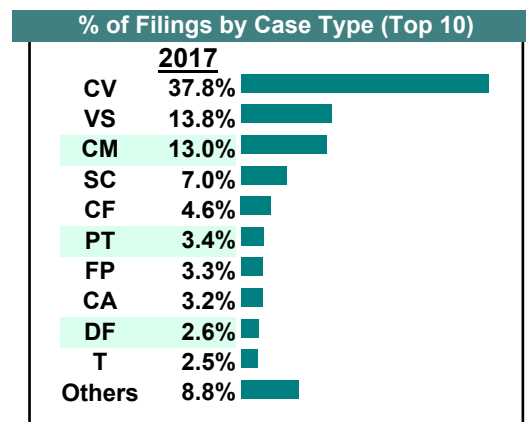
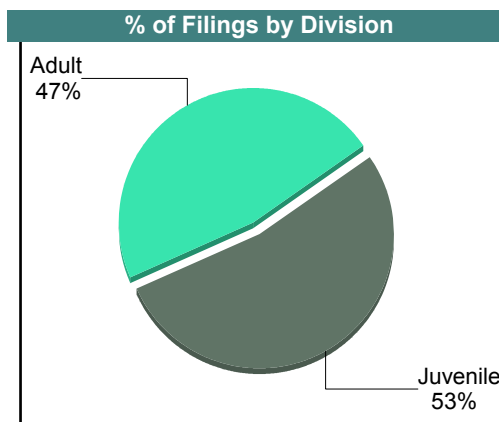

# CASELOAD STATISTICS OF THE JUVENILE & DOMESTIC RELATIONS COURTS

May 2017

Stafford

District: 15

		Filings	Hearings	Transactions	Concluded	Cont
<b>Adult</b>						
Non-Family Abuse Prot Order	AP	0	1	1	1	-
Bond Forfeiture	BF	0	1	1	1	-
Capias	CA	27	99	99	48	51
Felony	CF	40	98	101	31	70
Misdemeanor	CM	114	329	329	101	228
Family Abuse - Prot Order	FP	29	59	59	27	32
Motion - Prot Order	MP	1	1	1	1	-
Other	OT	1	2	2	1	1
Violation Fam Abuse PO	PS	1	1	1	1	-
Violation of PO	PV	1	1	1	1	-
Restricted O/L	RL	2	2	2	2	-
Remand Support	RS	11	11	11	11	-
Show Cause	SC	61	148	148	63	85
SL/Other	SL	3	12	12	4	8
Civil Support	VS	121	209	209	101	108
<b>Adult Total</b>		<b>412</b>	<b>974</b>	<b>977</b>	<b>394</b>	<b>583</b>
<b>Juvenile</b>						
Abuse or Neglect	AN	8	17	17	4	13
Non-Family Abuse Prot Order	AP	0	3	3	2	1
Capias	CA	1	4	4	4	-
Custody Relief	CR	0	7	7	7	-
Child in Need of Services	CS	4	15	15	5	10
Custody Visitation	CV	331	653	653	323	330
Felony	DF	23	73	73	17	56
Misdemeanor	DM	20	86	86	36	50
Foster Care Review	FC	1	1	1	1	-
Initial Foster Care	IF	1	1	1	1	-
Permanency	PH	0	2	2	2	-
Petition	PT	30	43	43	30	13
Remand Custody	RC	11	11	11	11	-
Restricted O/L	RL	1	1	1	1	-
Remand Visitation	RV	11	11	11	11	-
Show Cause	SC	0	1	1	0	1
Status	ST	0	4	4	4	-
Traffic	T	22	44	44	24	20
Term Parental Rights	TP	0	1	1	1	-
<b>Juvenile Total</b>		<b>464</b>	<b>978</b>	<b>978</b>	<b>484</b>	<b>494</b>
<b>Stafford Totals</b>		<b>876</b>	<b>1,952</b>	<b>1,955</b>	<b>878</b>	<b>1,077</b>



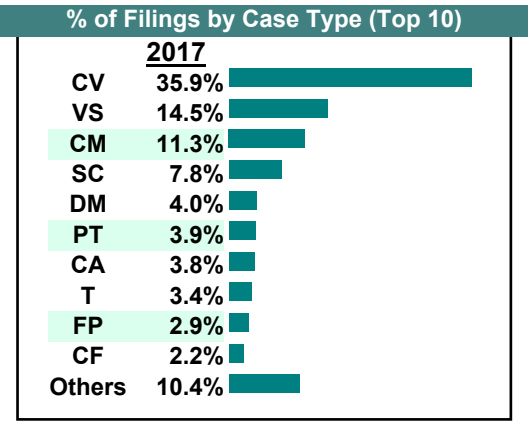
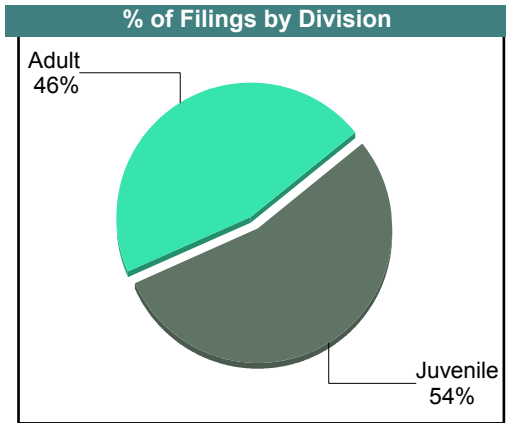
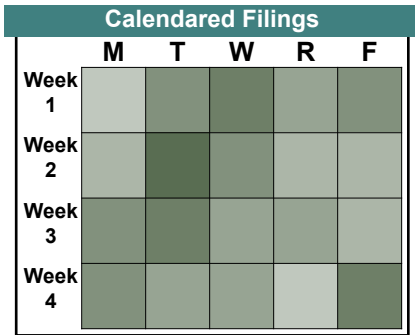
**CASELOAD STATISTICS OF THE JUVENILE & DOMESTIC RELATIONS COURTS**

**Stafford**

District: 15

April 2017

		<u>Filings</u>	<u>Hearings</u>	<u>Transactions</u>	<u>Concluded</u>	<u>Cont</u>
<b><u>Adult</u></b>						
Non-Family Abuse Prot Order	AP	2	3	3	1	2
Bond Forfeiture	BF	2	2	2	1	1
Capias	CA	29	99	99	32	67
Felony	CF	18	77	85	20	65
Misdemeanor	CM	93	272	272	97	175
Family Abuse - Prot Order	FP	24	38	38	19	19
Motion - Prot Order	MP	2	2	2	2	-
Other	OT	1	1	1	1	-
Violation of PO	PV	5	5	5	5	-
Remand Support	RS	13	13	13	13	-
Show Cause	SC	64	142	142	62	80
SL/Other	SL	4	11	11	5	6
Civil Support	VS	120	217	217	117	100
<b>Adult Total</b>		<b>377</b>	<b>882</b>	<b>890</b>	<b>375</b>	<b>515</b>
<b><u>Juvenile</u></b>						
Abuse or Neglect	AN	0	2	2	0	2
Non-Family Abuse Prot Order	AP	2	3	3	1	2
Capias	CA	2	5	5	1	4
Child in Need of Services	CS	4	7	7	0	7
Custody Visitation	CV	296	499	499	242	257
Felony	DF	15	70	70	14	56
Misdemeanor	DM	33	106	106	25	81
Foster Care Review	FC	3	3	3	3	-
Initial Foster Care	IF	4	4	4	4	-
Permanency	PH	4	5	5	4	1
Petition	PT	32	49	49	30	19
Remand Custody	RC	12	12	12	12	-
Remand Visitation	RV	12	12	12	12	-
Show Cause	SC	0	3	3	0	3
Status	ST	1	3	3	0	3
Traffic	T	28	43	43	19	24
Term Parental Rights	TP	0	2	2	1	1
<b>Juvenile Total</b>		<b>448</b>	<b>828</b>	<b>828</b>	<b>368</b>	<b>460</b>
<b>Stafford Totals</b>		<b>825</b>	<b>1,710</b>	<b>1,718</b>	<b>743</b>	<b>975</b>



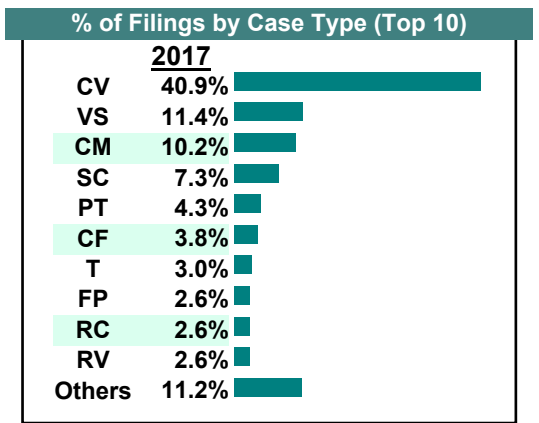
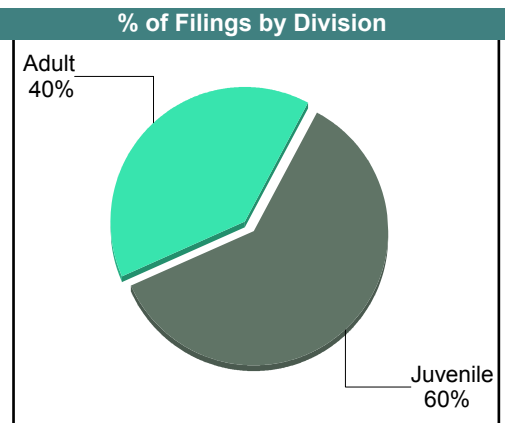
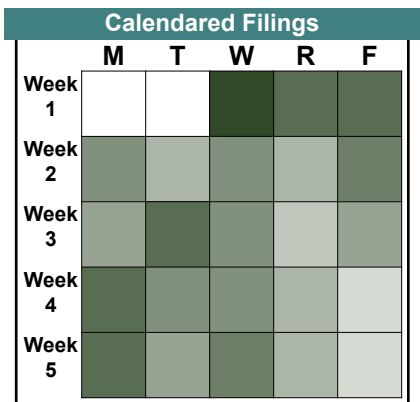
**CASELOAD STATISTICS OF THE JUVENILE & DOMESTIC RELATIONS COURTS**

**Stafford**

District: 15

March 2017

		<u>Filings</u>	<u>Hearings</u>	<u>Transactions</u>	<u>Concluded</u>	<u>Cont</u>
<b><u>Adult</u></b>						
Bond Forfeiture	BF	0	1	1	0	1
Capias	CA	19	86	86	29	57
Felony	CF	31	73	81	21	60
Misdemeanor	CM	82	323	323	105	218
Family Abuse - Prot Order	FP	18	33	33	16	17
Motion - Prot Order	MP	4	4	4	4	-
Other	OT	2	3	3	3	-
Violation Fam Abuse PO	PS	2	2	2	2	-
Remand Support	RS	13	13	13	13	-
Show Cause	SC	55	164	164	69	95
SL/Other	SL	1	6	6	0	6
Civil Support	VS	92	196	196	75	121
<b>Adult Total</b>		<b>319</b>	<b>904</b>	<b>912</b>	<b>337</b>	<b>575</b>
<b><u>Juvenile</u></b>						
Abuse or Neglect	AN	2	7	7	3	4
Non-Family Abuse Prot Order	AP	2	4	4	2	2
Capias	CA	1	4	4	2	2
Custody Relief	CR	9	9	9	2	7
Child in Need of Services	CS	7	12	12	1	11
Custody Visitation	CV	330	606	606	354	252
Felony	DF	4	66	66	17	49
Misdemeanor	DM	16	101	102	30	72
Foster Care Review	FC	2	2	2	2	-
Family Abuse - Prot Order	FP	3	3	3	3	-
Initial Foster Care	IF	2	2	2	2	-
Permanency	PH	1	1	1	1	-
Petition	PT	35	56	56	35	21
Remand Custody	RC	21	21	21	21	-
Child at Risk	RI	1	1	1	1	-
Remand Visitation	RV	21	21	21	21	-
Show Cause	SC	4	8	8	2	6
Status	ST	2	2	2	1	1
Traffic	T	24	37	41	23	18
<b>Juvenile Total</b>		<b>487</b>	<b>963</b>	<b>968</b>	<b>523</b>	<b>445</b>
<b>Stafford Totals</b>		<b>806</b>	<b>1,867</b>	<b>1,880</b>	<b>860</b>	<b>1,020</b>





**CASELOAD STATISTICS OF THE JUVENILE & DOMESTIC RELATIONS COURTS**


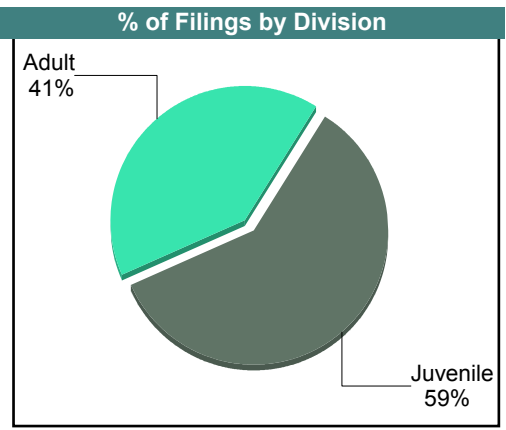

February 2017

**Stafford**  
District: 15

		<u>Filings</u>	<u>Hearings</u>	<u>Transactions</u>	<u>Concluded</u>	<u>Cont</u>
<b><u>Adult</u></b>						
Bond Forfeiture	BF	1	2	2	2	-
Capias	CA	27	85	85	31	54
Felony	CF	13	39	46	21	25
Misdemeanor	CM	62	270	272	93	179
Family Abuse - Prot Order	FP	9	32	32	20	12
Motion - Prot Order	MP	1	1	1	1	-
Other	OT	4	6	6	5	1
Violation Fam Abuse PO	PS	2	2	2	1	1
Violation of PO	PV	1	1	1	1	-
Remand Support	RS	9	9	9	9	-
Show Cause	SC	59	136	136	55	81
SL/Other	SL	4	5	5	2	3
Civil Support	VS	100	181	181	103	78
<b>Adult Total</b>		<b>292</b>	<b>769</b>	<b>778</b>	<b>344</b>	<b>434</b>

<b><u>Juvenile</u></b>						
Abuse or Neglect	AN	4	14	14	7	7
Non-Family Abuse Prot Order	AP	1	1	1	0	1
Capias	CA	1	8	8	2	6
Child in Need of Services	CS	2	4	4	1	3
Custody Visitation	CV	292	489	489	261	228
Felony	DF	28	79	79	20	59
Misdemeanor	DM	25	102	102	37	65
Foster Care Review	FC	5	5	5	5	-
Permanency	PH	1	2	2	2	-
Petition	PT	22	39	39	29	10
Remand Custody	RC	15	15	15	15	-
Remand Visitation	RV	15	15	15	15	-
Show Cause	SC	0	2	2	1	1
Status	ST	0	1	1	1	-
Traffic	T	16	33	33	25	8
<b>Juvenile Total</b>		<b>427</b>	<b>809</b>	<b>809</b>	<b>421</b>	<b>388</b>

<b>Stafford Totals</b>		<b>719</b>	<b>1,578</b>	<b>1,587</b>	<b>765</b>	<b>822</b>
------------------------	--	------------	--------------	--------------	------------	------------



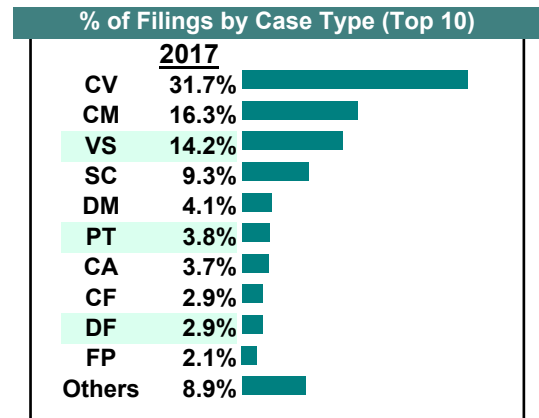
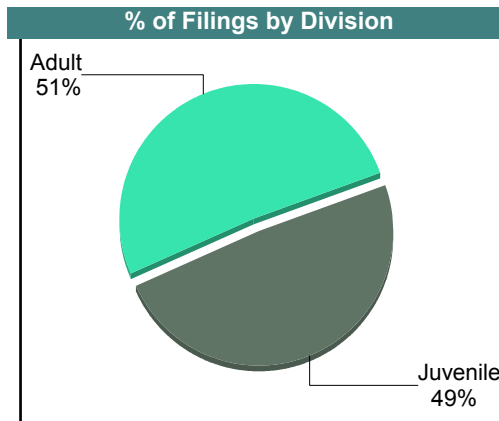

**CASELOAD STATISTICS OF THE JUVENILE & DOMESTIC RELATIONS COURTS**

January 2017

**Stafford**

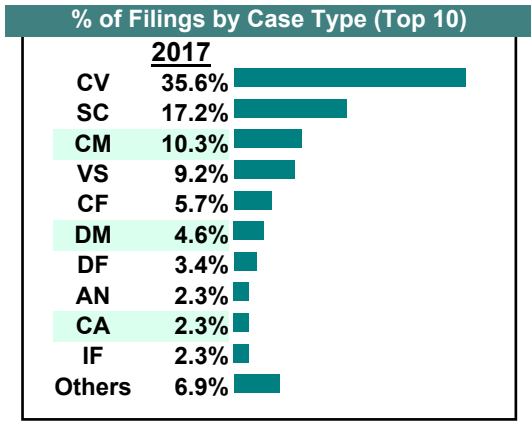
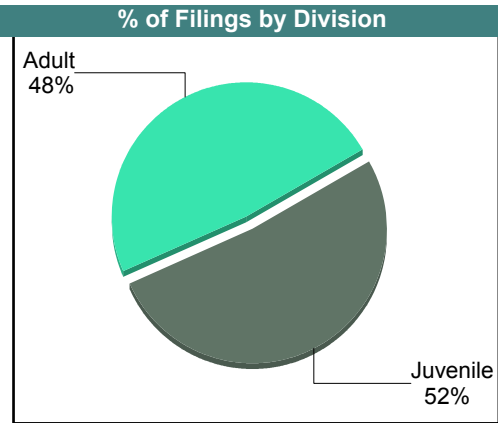
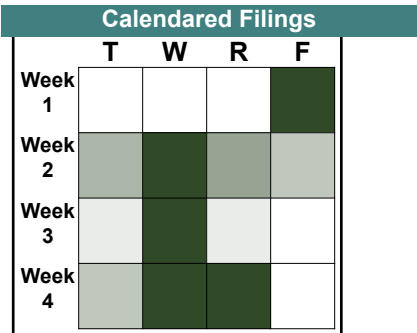
District: 15

		<u>Filings</u>	<u>Hearings</u>	<u>Transactions</u>	<u>Concluded</u>	<u>Cont</u>
<b><u>Adult</u></b>						
Bond Forfeiture	BF	1	1	1	0	1
Capias	CA	26	85	85	28	57
Felony	CF	22	86	101	34	67
Misdemeanor	CM	124	332	332	94	238
Crim Support	CS	2	2	2	2	-
Family Abuse - Prot Order	FP	16	31	31	13	18
Motion - Prot Order	MP	1	1	1	1	-
Other	OT	5	5	5	4	1
Protective Order	PC	0	1	1	1	-
Violation of PO	PV	4	4	4	4	-
Remand Support	RS	8	8	8	8	-
Show Cause	SC	70	161	161	66	95
SL/Other	SL	1	8	8	3	5
Civil Support	VS	108	189	189	115	74
<b>Adult Total</b>		<b>388</b>	<b>914</b>	<b>929</b>	<b>373</b>	<b>556</b>
<b><u>Juvenile</u></b>						
Abuse or Neglect	AN	3	4	4	1	3
Non-Family Abuse Prot Order	AP	0	2	2	2	-
Capias	CA	2	2	2	0	2
Child in Need of Services	CS	0	2	2	0	2
Custody Visitation	CV	241	477	477	223	254
Felony	DF	22	76	76	1	75
Misdemeanor	DM	31	78	78	13	65
Foster Care Review	FC	1	1	1	1	-
Initial Foster Care	IF	2	2	2	2	-
Permanency	PH	0	1	1	0	1
Violation Fam Abuse PO	PS	1	2	2	2	-
Petition	PT	29	43	43	27	16
Remand Custody	RC	12	12	12	12	-
Remand Visitation	RV	12	12	12	12	-
Show Cause	SC	1	2	2	0	2
Traffic	T	15	38	38	18	20
<b>Juvenile Total</b>		<b>372</b>	<b>754</b>	<b>754</b>	<b>314</b>	<b>440</b>
<b>Stafford Totals</b>		<b>760</b>	<b>1,668</b>	<b>1,683</b>	<b>687</b>	<b>996</b>



December 2017

		Filings	Hearings	Transactions	Concluded	Cont
<b>Adult</b>						
Non-Family Abuse Prot Order	AP	1	1	1	1	-
Capias	CA	2	4	4	3	1
Felony	CF	5	16	16	8	8
Misdemeanor	CM	9	22	22	12	10
Family Abuse - Prot Order	FP	1	2	2	2	-
Violation of PO	PV	1	1	1	1	-
Show Cause	SC	15	33	33	14	19
SL/Other	SL	0	2	2	1	1
Civil Support	VS	8	21	21	12	9
<b>Adult Total</b>		<b>42</b>	<b>102</b>	<b>102</b>	<b>54</b>	<b>48</b>
<b>Juvenile</b>						
Abuse or Neglect	AN	2	5	5	1	4
Child in Need of Services	CS	1	1	1	0	1
Custody Visitation	CV	31	66	66	45	21
Felony	DF	3	8	8	0	8
Misdemeanor	DM	4	11	11	4	7
Initial Foster Care	IF	2	2	2	2	-
Petition	PT	1	4	4	2	2
Status	ST	0	3	3	0	3
Traffic	T	1	5	5	3	2
<b>Juvenile Total</b>		<b>45</b>	<b>105</b>	<b>105</b>	<b>57</b>	<b>48</b>
<b>Westmoreland Totals</b>		<b>87</b>	<b>207</b>	<b>207</b>	<b>111</b>	<b>96</b>



**CASELOAD STATISTICS OF THE JUVENILE & DOMESTIC RELATIONS COURTS**

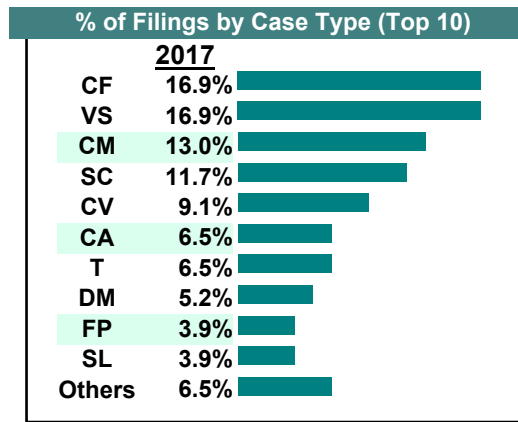
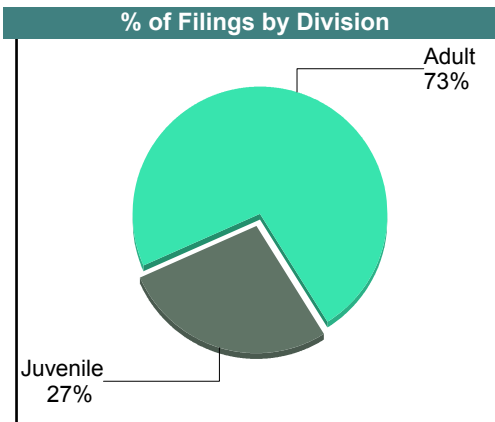
**Westmoreland**

District: 15

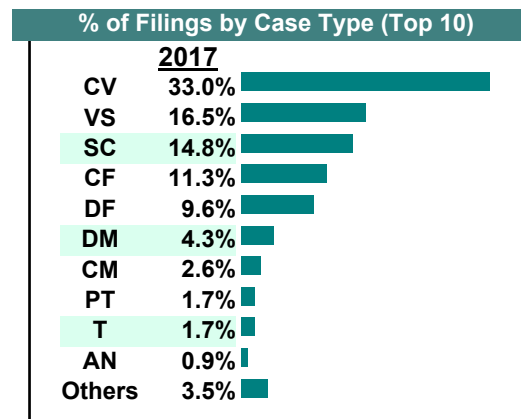
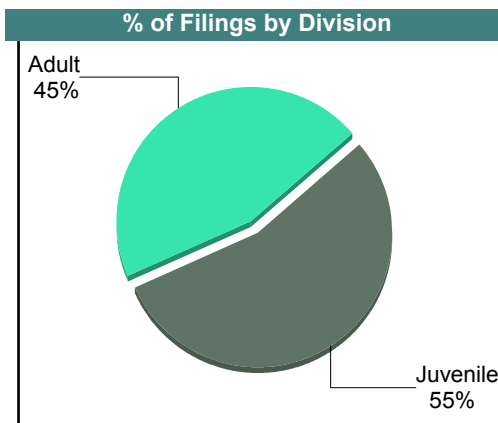
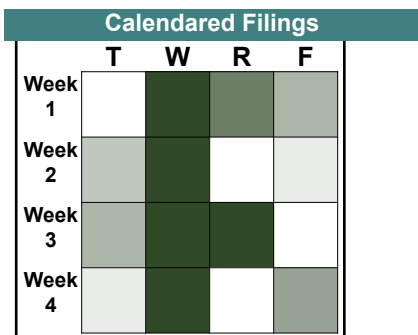
November 2017

		<u>Filings</u>	<u>Hearings</u>	<u>Transactions</u>	<u>Concluded</u>	<u>Cont</u>
<b><u>Adult</u></b>						
Capias	CA	5	8	8	6	2
Felony	CF	13	16	16	8	8
Misdemeanor	CM	10	26	26	12	14
Family Abuse - Prot Order	FP	3	8	8	2	6
Show Cause	SC	9	17	17	5	12
SL/Other	SL	3	7	7	3	4
Civil Support	VS	13	18	18	9	9
<b>Adult Total</b>		<b>56</b>	<b>100</b>	<b>100</b>	<b>45</b>	<b>55</b>
<b><u>Juvenile</u></b>						
Abuse or Neglect	AN	0	1	1	0	1
Child in Need of Services	CS	0	3	3	1	2
Custody Visitation	CV	7	28	28	16	12
Felony	DF	0	13	13	0	13
Misdemeanor	DM	4	15	15	1	14
Permanency	PH	1	1	1	1	-
Status	ST	3	4	4	1	3
Traffic	T	5	9	10	8	2
Term Parental Rights	TP	1	1	1	1	-
<b>Juvenile Total</b>		<b>21</b>	<b>75</b>	<b>76</b>	<b>29</b>	<b>47</b>
<b>Westmoreland Totals</b>		<b>77</b>	<b>175</b>	<b>176</b>	<b>74</b>	<b>102</b>

<b>Calendared Filings</b>				
	<b>M</b>	<b>T</b>	<b>W</b>	<b>R</b>
Week 1				
Week 2				
Week 3				
Week 4				
Week 5				



		Filings	Hearings	Transactions	Concluded	Cont
<b>Adult</b>						
Non-Family Abuse Prot Order	AP	0	1	1	0	1
Capias	CA	0	4	4	1	3
Felony	CF	13	21	21	14	7
Misdemeanor	CM	3	16	16	4	12
Family Abuse - Prot Order	FP	1	3	3	1	2
Show Cause	SC	15	28	28	10	18
SL/Other	SL	1	3	3	0	3
Civil Support	VS	19	32	32	16	16
<b>Adult Total</b>		<b>52</b>	<b>108</b>	<b>108</b>	<b>46</b>	<b>62</b>
<b>Juvenile</b>						
Abuse or Neglect	AN	1	1	1	0	1
Capias	CA	0	1	1	1	-
Child in Need of Services	CS	0	5	5	1	4
Custody Visitation	CV	38	79	79	34	45
Felony	DF	11	18	18	0	18
Misdemeanor	DM	5	13	13	1	12
Permanency	PH	1	1	1	1	-
Petition	PT	2	6	6	4	2
Show Cause	SC	2	2	2	2	-
Status	ST	1	2	2	0	2
Traffic	T	2	4	4	0	4
Truancy	TR	0	1	1	1	-
<b>Juvenile Total</b>		<b>63</b>	<b>133</b>	<b>133</b>	<b>45</b>	<b>88</b>
<b>Westmoreland Totals</b>		<b>115</b>	<b>241</b>	<b>241</b>	<b>91</b>	<b>150</b>



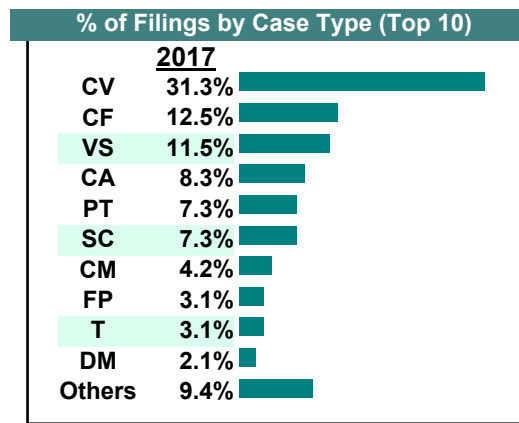
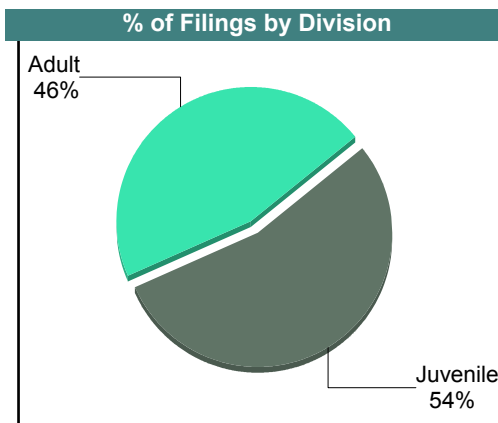
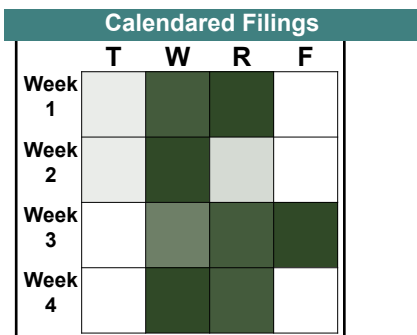
**CASELOAD STATISTICS OF THE JUVENILE & DOMESTIC RELATIONS COURTS**

**Westmoreland**

September 2017

District: 15

		<u>Filings</u>	<u>Hearings</u>	<u>Transactions</u>	<u>Concluded</u>	<u>Cont</u>
<b>Adult</b>						
Non-Family Abuse Prot Order	AP	1	1	1	0	1
Capias	CA	7	13	13	6	7
Felony	CF	12	20	20	6	14
Misdemeanor	CM	4	29	29	17	12
Family Abuse - Prot Order	FP	3	8	8	4	4
Show Cause	SC	5	31	31	14	17
SL/Other	SL	1	4	4	1	3
Civil Support	VS	11	16	16	9	7
<b>Adult Total</b>		<b>44</b>	<b>122</b>	<b>122</b>	<b>57</b>	<b>65</b>
<b>Juvenile</b>						
Capias	CA	1	1	1	0	1
Child in Need of Services	CS	0	4	4	1	3
Custody Visitation	CV	30	59	59	32	27
Felony	DF	0	4	4	1	3
Misdemeanor	DM	2	5	5	1	4
Foster Care Review	FC	2	2	2	2	-
Permanency	PH	2	2	2	2	-
Petition	PT	7	12	12	8	4
Show Cause	SC	2	2	2	2	-
Status	ST	1	1	1	0	1
Traffic	T	3	4	4	2	2
Term Parental Rights	TP	2	2	2	2	-
<b>Juvenile Total</b>		<b>52</b>	<b>98</b>	<b>98</b>	<b>53</b>	<b>45</b>
<b>Westmoreland Totals</b>		<b>96</b>	<b>220</b>	<b>220</b>	<b>110</b>	<b>110</b>



CASELOAD STATISTICS OF THE JUVENILE & DOMESTIC RELATIONS COURTS

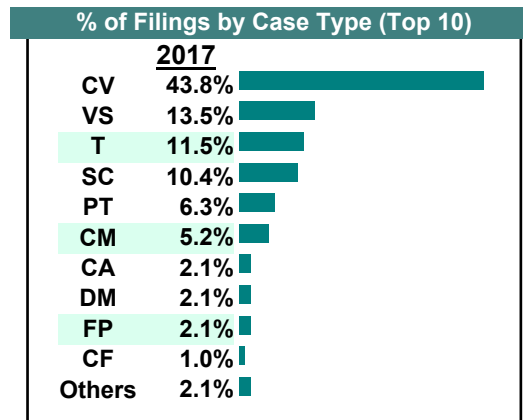
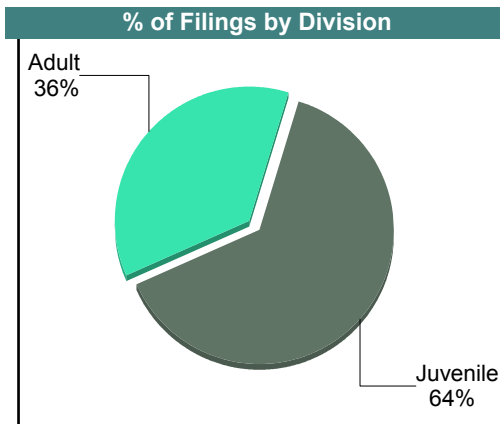
Westmoreland

District: 15

August 2017

		Filings	Hearings	Transactions	Concluded	Cont
<b>Adult</b>						
Capias	CA	2	6	6	2	4
Felony	CF	1	14	14	8	6
Misdemeanor	CM	5	42	42	25	17
Family Abuse - Prot Order	FP	2	7	7	4	3
Violation of PO	PV	1	1	1	1	-
Show Cause	SC	10	20	20	10	10
SL/Other	SL	1	5	5	2	3
Civil Support	VS	13	24	24	18	6
<b>Adult Total</b>		<b>35</b>	<b>119</b>	<b>119</b>	<b>70</b>	<b>49</b>
<b>Juvenile</b>						
Non-Family Abuse Prot Order	AP	0	2	2	2	-
Child in Need of Services	CS	0	6	6	4	2
Custody Visitation	CV	42	68	68	43	25
Felony	DF	0	12	12	3	9
Misdemeanor	DM	2	21	21	10	11
Petition	PT	6	6	6	6	-
Traffic	T	11	8	12	8	4
Truancy	TR	0	1	1	1	-
<b>Juvenile Total</b>		<b>61</b>	<b>124</b>	<b>128</b>	<b>77</b>	<b>51</b>
<b>Westmoreland Totals</b>		<b>96</b>	<b>243</b>	<b>247</b>	<b>147</b>	<b>100</b>

	M	T	W	R	F
Week 1			■	■	
Week 2			■	■	
Week 3			■	■	
Week 4	■	■	■		■



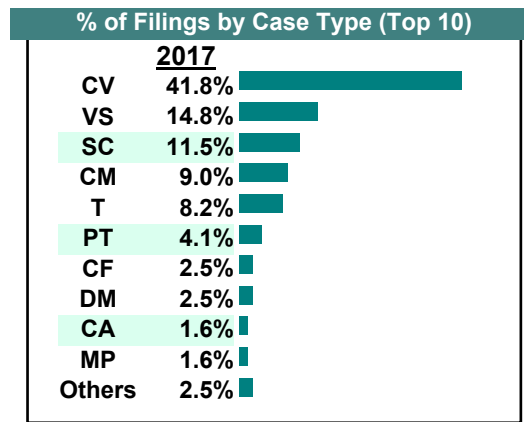
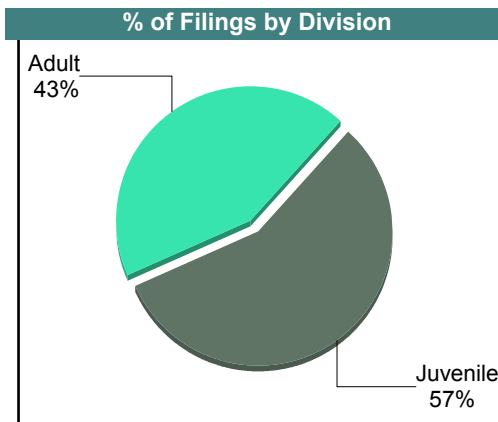
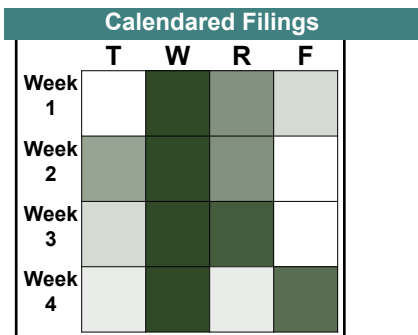
CASELOAD STATISTICS OF THE JUVENILE & DOMESTIC RELATIONS COURTS

Westmoreland

District: 15

July 2017

		Filings	Hearings	Transactions	Concluded	Cont
<b>Adult</b>						
Capias	CA	2	4	4	2	2
Felony	CF	3	15	15	6	9
Misdemeanor	CM	11	25	25	6	19
Family Abuse - Prot Order	FP	1	6	6	2	4
Motion - Prot Order	MP	2	2	2	2	-
Show Cause	SC	14	27	27	13	14
SL/Other	SL	2	2	2	1	1
Civil Support	VS	18	34	34	21	13
<b>Adult Total</b>		<b>53</b>	<b>115</b>	<b>115</b>	<b>53</b>	<b>62</b>
<b>Juvenile</b>						
Child in Need of Services	CS	0	10	10	2	8
Custody Visitation	CV	51	93	93	55	38
Felony	DF	0	2	2	0	2
Misdemeanor	DM	3	10	10	4	6
Petition	PT	5	11	11	6	5
Show Cause	SC	0	1	1	1	-
Traffic	T	10	12	13	10	3
Truancy	TR	0	2	2	0	2
Voluntary Continuing Services Agreement	VA	0	1	1	0	1
<b>Juvenile Total</b>		<b>69</b>	<b>142</b>	<b>143</b>	<b>78</b>	<b>65</b>
<b>Westmoreland Totals</b>		<b>122</b>	<b>257</b>	<b>258</b>	<b>131</b>	<b>127</b>





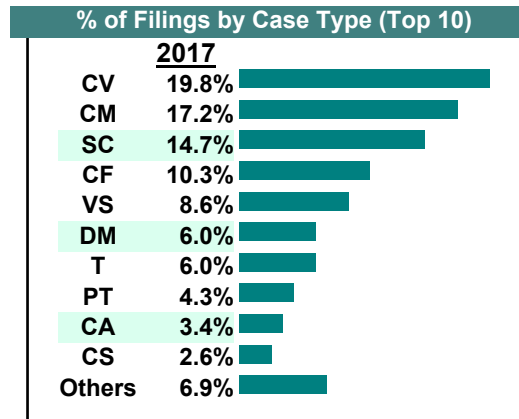
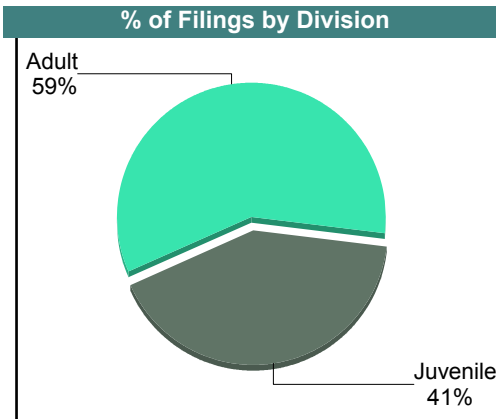

CASELOAD STATISTICS OF THE JUVENILE & DOMESTIC RELATIONS COURTS

Westmoreland

District: 15

June 2017

		<u>Filings</u>	<u>Hearings</u>	<u>Transactions</u>	<u>Concluded</u>	<u>Cont</u>
<b>Adult</b>						
Capias	CA	4	6	6	4	2
Felony	CF	12	18	18	8	10
Misdemeanor	CM	20	38	38	16	22
Family Abuse - Prot Order	FP	2	7	7	2	5
Motion - Prot Order	MP	2	2	2	2	-
Show Cause	SC	17	41	41	24	17
SL/Other	SL	1	4	4	1	3
Civil Support	VS	10	27	27	14	13
<b>Adult Total</b>		<b>68</b>	<b>143</b>	<b>143</b>	<b>71</b>	<b>72</b>
<b>Juvenile</b>						
Non-Family Abuse Prot Order	AP	1	1	1	1	-
Child in Need of Services	CS	3	12	12	5	7
Custody Visitation	CV	23	69	69	36	33
Felony	DF	2	7	7	1	6
Misdemeanor	DM	7	14	14	2	12
Petition	PT	5	9	9	4	5
Traffic	T	7	6	8	4	4
<b>Juvenile Total</b>		<b>48</b>	<b>118</b>	<b>120</b>	<b>53</b>	<b>67</b>
<b>Westmoreland Totals</b>		<b>116</b>	<b>261</b>	<b>263</b>	<b>124</b>	<b>139</b>



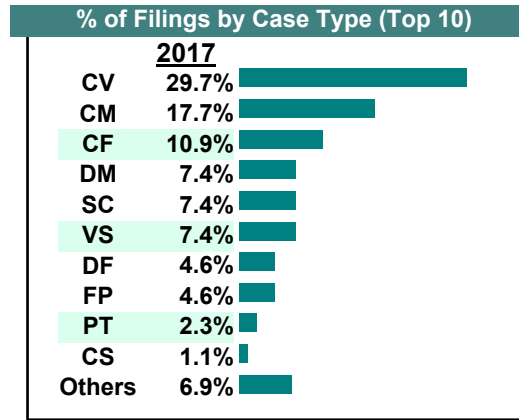
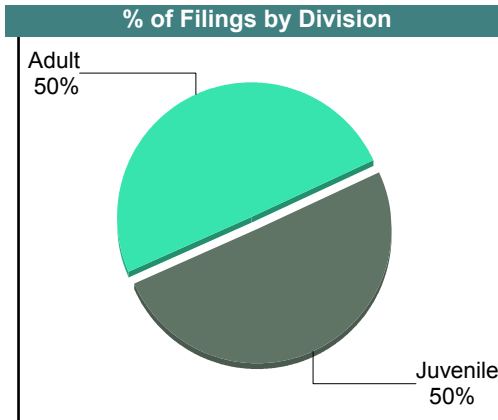
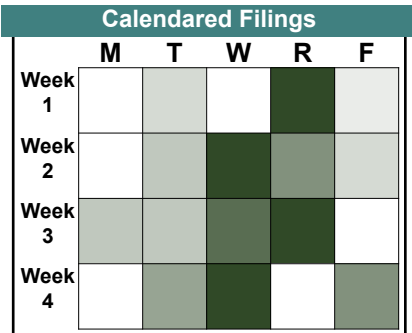
CASELOAD STATISTICS OF THE JUVENILE & DOMESTIC RELATIONS COURTS

Westmoreland

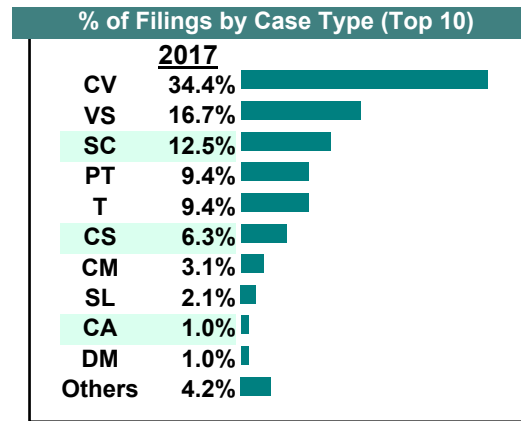
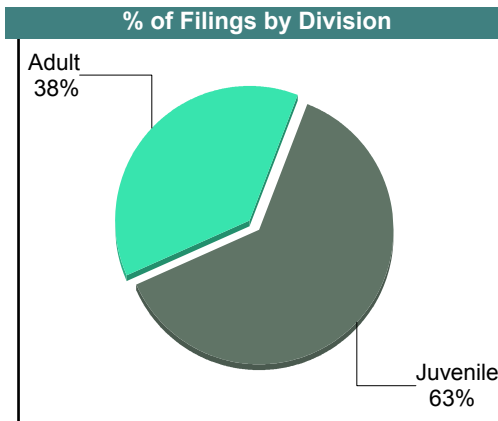
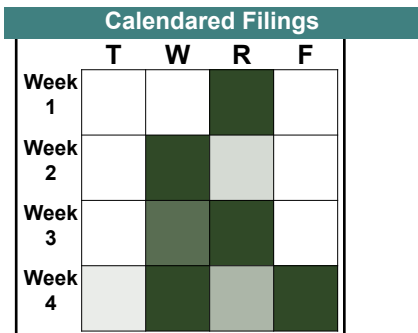
District: 15

May 2017

		<u>Filings</u>	<u>Hearings</u>	<u>Transactions</u>	<u>Concluded</u>	<u>Cont</u>
<b><u>Adult</u></b>						
Capias	CA	1	5	5	3	2
Felony	CF	19	25	25	11	14
Misdemeanor	CM	31	55	55	20	35
Family Abuse - Prot Order	FP	8	16	16	6	10
Violation of PO	PV	1	1	1	1	-
Remand Support	RS	1	1	1	1	-
Show Cause	SC	12	36	36	19	17
SL/Other	SL	1	1	1	0	1
Civil Support	VS	13	22	22	8	14
<b>Adult Total</b>		<b>87</b>	<b>162</b>	<b>162</b>	<b>69</b>	<b>93</b>
<b><u>Juvenile</u></b>						
Abuse or Neglect	AN	0	5	5	5	-
Child in Need of Services	CS	2	16	16	6	10
Custody Visitation	CV	52	101	101	45	56
Felony	DF	8	14	14	1	13
Misdemeanor	DM	13	24	24	3	21
Foster Care Review	FC	1	1	1	1	-
Initial Foster Care	IF	2	2	2	2	-
Permanency	PH	1	1	1	1	-
Petition	PT	4	9	9	5	4
Remand Custody	RC	2	2	2	2	-
Remand Visitation	RV	2	2	2	2	-
Show Cause	SC	1	1	1	1	-
Status	ST	0	1	1	1	-
Traffic	T	0	4	4	2	2
<b>Juvenile Total</b>		<b>88</b>	<b>183</b>	<b>183</b>	<b>77</b>	<b>106</b>
<b>Westmoreland Totals</b>		<b>175</b>	<b>345</b>	<b>345</b>	<b>146</b>	<b>199</b>



		Filings	Hearings	Transactions	Concluded	Cont
<b>Adult</b>						
Capias	CA	1	6	6	2	4
Felony	CF	0	1	1	0	1
Misdemeanor	CM	3	16	16	5	11
Family Abuse - Prot Order	FP	1	4	4	3	1
Motion - Prot Order	MP	1	1	1	1	-
Show Cause	SC	12	48	48	20	28
SL/Other	SL	2	4	4	1	3
Civil Support	VS	16	25	25	14	11
<b>Adult Total</b>		<b>36</b>	<b>105</b>	<b>105</b>	<b>46</b>	<b>59</b>
<b>Juvenile</b>						
Abuse or Neglect	AN	0	6	6	2	4
Child in Need of Services	CS	6	16	16	0	16
Custody Visitation	CV	33	79	79	29	50
Felony	DF	0	2	2	1	1
Misdemeanor	DM	1	5	5	2	3
Emancipation	EP	1	1	1	1	-
Foster Care Review	FC	1	1	1	1	-
Petition	PT	9	10	10	7	3
Show Cause	SC	0	1	1	0	1
Status	ST	0	1	1	0	1
Traffic	T	9	10	12	9	3
Truancy	TR	0	1	1	0	1
<b>Juvenile Total</b>		<b>60</b>	<b>133</b>	<b>135</b>	<b>52</b>	<b>83</b>
<b>Westmoreland Totals</b>		<b>96</b>	<b>238</b>	<b>240</b>	<b>98</b>	<b>142</b>



CASELOAD STATISTICS OF THE JUVENILE & DOMESTIC RELATIONS COURTS

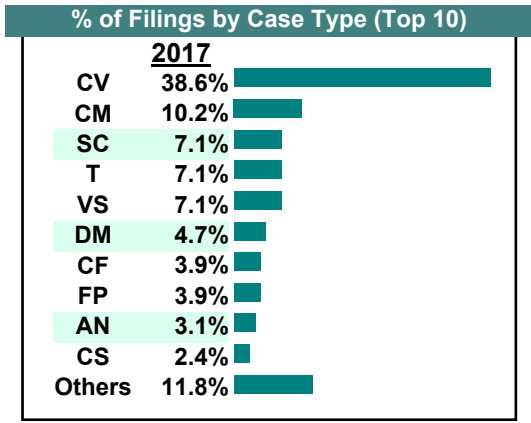
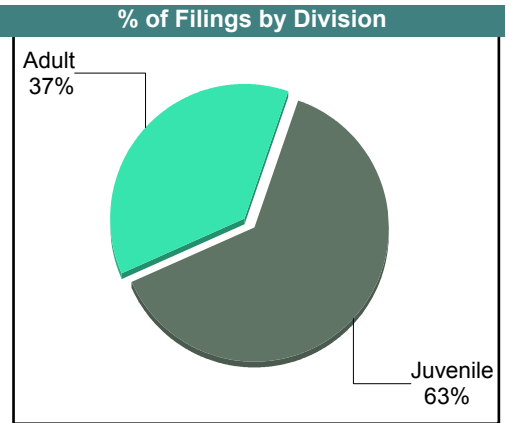
Westmoreland

District: 15

March 2017

		Filings	Hearings	Transactions	Concluded	Cont
<b>Adult</b>						
Capias	CA	2	5	5	2	3
Felony	CF	5	6	6	2	4
Misdemeanor	CM	13	19	19	7	12
Family Abuse - Prot Order	FP	5	10	10	5	5
Motion - Prot Order	MP	3	3	3	3	-
Remand Support	RS	1	1	1	1	-
Show Cause	SC	9	26	26	8	18
SL/Other	SL	0	1	1	0	1
Civil Support	VS	9	20	20	8	12
<b>Adult Total</b>		<b>47</b>	<b>91</b>	<b>91</b>	<b>36</b>	<b>55</b>
<b>Juvenile</b>						
Abuse or Neglect	AN	4	6	6	0	6
Non-Family Abuse Prot Order	AP	2	4	4	0	4
Child in Need of Services	CS	3	12	12	2	10
Custody Visitation	CV	49	92	92	43	49
Felony	DF	0	5	5	2	3
Misdemeanor	DM	6	21	21	14	7
Permanency	PH	2	2	2	2	-
Petition	PT	1	7	7	1	6
Remand Custody	RC	1	1	1	1	-
Remand Visitation	RV	1	1	1	1	-
Show Cause	SC	0	1	1	0	1
Status	ST	1	2	2	1	1
Traffic	T	9	9	9	7	2
Truancy	TR	1	5	5	3	2
<b>Juvenile Total</b>		<b>80</b>	<b>168</b>	<b>168</b>	<b>77</b>	<b>91</b>
<b>Westmoreland Totals</b>		<b>127</b>	<b>259</b>	<b>259</b>	<b>113</b>	<b>146</b>

	M	T	W	R	F
Week 1					
Week 2					
Week 3					
Week 4					
Week 5					

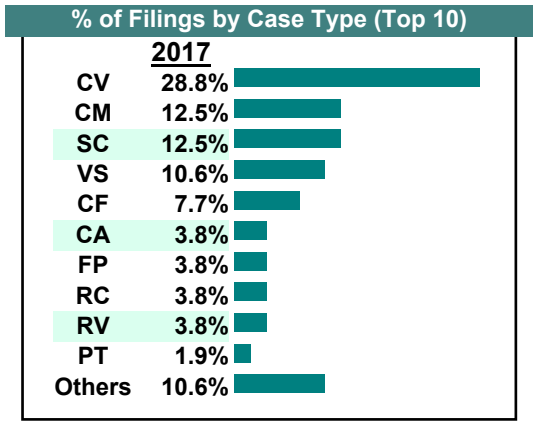
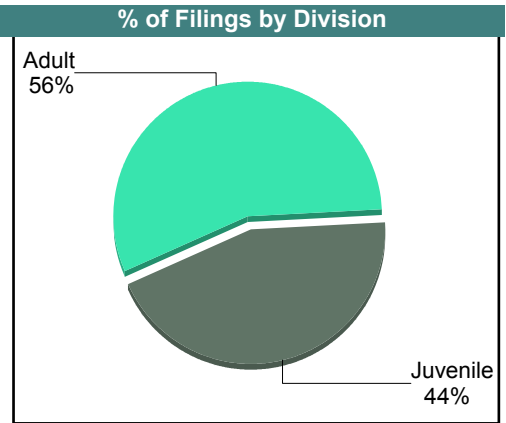



February 2017

		<u>Filings</u>	<u>Hearings</u>	<u>Transactions</u>	<u>Concluded</u>	<u>Cont</u>
<b>Adult</b>						
Non-Family Abuse Prot Order	AP	1	1	1	1	-
Capias	CA	4	7	7	4	3
Felony	CF	8	11	11	7	4
Misdemeanor	CM	13	28	28	12	16
Family Abuse - Prot Order	FP	4	6	6	2	4
Violation of PO	PV	1	1	1	1	-
Remand Support	RS	2	2	2	2	-
Show Cause	SC	13	33	33	11	22
SL/Other	SL	1	2	2	2	-
Civil Support	VS	11	16	16	6	10
<b>Adult Total</b>		<b>58</b>	<b>107</b>	<b>107</b>	<b>48</b>	<b>59</b>

<b>Juvenile</b>						
Abuse or Neglect	AN	0	9	9	5	4
Child in Need of Services	CS	1	7	7	0	7
Custody Visitation	CV	30	78	78	30	48
Felony	DF	0	6	6	0	6
Misdemeanor	DM	1	13	13	2	11
Initial Foster Care	IF	1	1	1	1	-
Petition	PT	2	4	4	2	2
Remand Custody	RC	4	4	4	4	-
Remand Visitation	RV	4	4	4	4	-
Show Cause	SC	0	2	2	2	-
Status	ST	0	1	1	1	-
Traffic	T	1	1	2	2	-
Truancy	TR	2	3	3	0	3
Voluntary Continuing Services Agreement	VA	0	1	1	0	1
<b>Juvenile Total</b>		<b>46</b>	<b>134</b>	<b>135</b>	<b>53</b>	<b>82</b>

<b>Westmoreland Totals</b>		<b>104</b>	<b>241</b>	<b>242</b>	<b>101</b>	<b>141</b>
----------------------------	--	------------	------------	------------	------------	------------

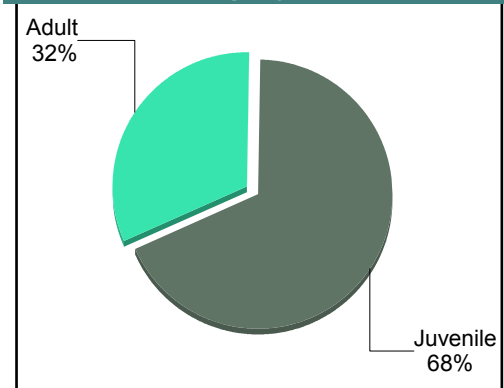


		Filings	Hearings	Transactions	Concluded	Cont
<b>Adult</b>						
Capias	CA	1	7	7	3	4
Felony	CF	2	6	6	2	4
Misdemeanor	CM	3	22	22	11	11
Family Abuse - Prot Order	FP	1	6	6	5	1
Motion - Prot Order	MP	2	2	2	2	-
Violation of PO	PV	1	1	1	1	-
Show Cause	SC	9	37	37	9	28
SL/Other	SL	2	2	2	1	1
Civil Support	VS	12	20	20	9	11
<b>Adult Total</b>		<b>33</b>	<b>103</b>	<b>103</b>	<b>43</b>	<b>60</b>
<b>Juvenile</b>						
Abuse or Neglect	AN	0	12	12	4	8
Child in Need of Services	CS	2	10	10	2	8
Custody Visitation	CV	53	97	97	44	53
Felony	DF	1	2	2	0	2
Misdemeanor	DM	5	16	16	2	14
Petition	PT	3	4	4	3	1
Show Cause	SC	1	5	5	2	3
Status	ST	0	2	2	1	1
Traffic	T	2	2	3	2	1
Truancy	TR	3	3	3	1	2
<b>Juvenile Total</b>		<b>70</b>	<b>153</b>	<b>154</b>	<b>61</b>	<b>93</b>
<b>Westmoreland Totals</b>		<b>103</b>	<b>256</b>	<b>257</b>	<b>104</b>	<b>153</b>

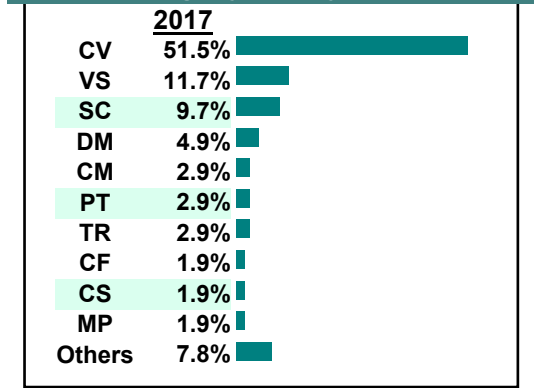
Calendared Filings

	T	W	R	F
Week 1				
Week 2				
Week 3				
Week 4				

% of Filings by Division



% of Filings by Case Type (Top 10)



**Filings by Court & Division**

	Caroline	Essex	Frederick sburg	Hanover	King George	Lancaster	Northum berland	Richmond County	Spotsylva nia	Stafford	Westmore land	Total
<b>A</b>												
<b>Civil Support</b>	326 8%	86 2%	236 5%	744 17%	195 5%	68 2%	72 2%	51 1%	1,182 27%	1,200 28%	153 4%	<b>4,313</b>
<b>Adult Misdemeanor</b>	369 11%	83 2%	283 8%	407 12%	225 6%	140 4%	104 3%	42 1%	651 19%	1,047 30%	125 4%	<b>3,476</b>
<b>Show Cause</b>	225 7%	101 3%	218 6%	613 18%	113 3%	103 3%	66 2%	46 1%	994 29%	803 23%	140 4%	<b>3,422</b>
<b>Adult Felony</b>	260 15%	47 3%	121 7%	160 9%	143 8%	53 3%	75 4%	35 2%	506 28%	294 16%	93 5%	<b>1,787</b>
<b>Family Abuse - Prot Order</b>	95 9%	33 3%	89 8%	203 19%	60 6%	27 3%	26 2%	15 1%	271 25%	228 21%	32 3%	<b>1,079</b>
<b>Capias</b>	93 9%	38 4%	106 10%	220 21%	42 4%	32 3%	27 3%	6 1%	166 16%	304 29%	31 3%	<b>1,065</b>
<b>Remand Support</b>	6 2%	- 0%	12 4%	44 15%	4 1%	3 1%	2 1%	1 0%	101 34%	123 41%	4 1%	<b>300</b>
<b>Motion - Prot Order</b>	16 9%	- 0%	18 10%	44 24%	7 4%	8 4%	10 5%	2 1%	53 29%	17 9%	10 5%	<b>185</b>
<b>Violation of PO</b>	6 5%	- 0%	14 12%	35 30%	4 3%	3 3%	3 3%	1 1%	14 12%	30 26%	5 4%	<b>115</b>
<b>SL/Other</b>	13 14%	2 2%	9 9%	5 5%	11 11%	3 3%	4 4%	- 0%	19 20%	15 16%	15 16%	<b>96</b>
<b>Non-Family Abuse Prot Order</b>	4 10%	- 0%	3 7%	15 36%	4 10%	4 10%	1 2%	1 2%	5 12%	2 5%	3 7%	<b>42</b>
<b>Other</b>	- 0%	- 0%	- 0%	6 16%	- 0%	1 3%	1 3%	12 32%	1 3%	17 45%	- 0%	<b>38</b>
<b>Protective Order</b>	1 6%	- 0%	- 0%	2 13%	1 6%	- 0%	- 0%	- 0%	- 0%	12 75%	- 0%	<b>16</b>
<b>Violation Fam Abuse PO</b>	- 0%	- 0%	- 0%	- 0%	- 0%	- 0%	- 0%	- 0%	1 8%	11 92%	- 0%	<b>12</b>
<b>Criminal Support</b>	2 25%	- 0%	- 0%	- 0%	- 0%	- 0%	- 0%	- 0%	4 50%	2 25%	- 0%	<b>8</b>
<b>Bond Forfeiture</b>	- 0%	- 0%	- 0%	- 0%	- 0%	- 0%	- 0%	- 0%	- 0%	6 100%	- 0%	<b>6</b>
<b>Restricted O/L</b>	- 0%	- 0%	- 0%	- 0%	- 0%	- 0%	- 0%	- 0%	- 0%	2 100%	- 0%	<b>2</b>
<b>Total</b>	1,416 9%	390 2%	1,109 7%	2,498 16%	809 5%	445 3%	391 2%	212 1%	3,968 25%	4,113 26%	611 4%	<b>15,962</b>
<b>J</b>												
<b>Custody Visitation</b>	1,029 9%	225 2%	810 7%	1,787 15%	600 5%	189 2%	171 1%	110 1%	3,125 26%	3,319 28%	439 4%	<b>11,804</b>
<b>Delinquency</b>	138 7%	89 4%	179 9%	384 19%	110 5%	100 5%	36 2%	52 3%	281 14%	577 29%	78 4%	<b>2,024</b>
<b>Traffic</b>	75 8%	27 3%	68 7%	190 20%	50 5%	29 3%	23 2%	27 3%	132 14%	271 28%	60 6%	<b>952</b>
<b>Paternity</b>	48 6%	- 0%	157 20%	5 1%	93 12%	5 1%	1 0%	1 0%	73 9%	370 46%	45 6%	<b>798</b>
<b>Remand Visitation</b>	6 1%	- 0%	7 2%	49 12%	2 0%	11 3%	4 1%	- 0%	182 44%	149 36%	7 2%	<b>417</b>
<b>Remand Custody</b>	6 1%	- 0%	9 2%	47 11%	4 1%	11 3%	5 1%	- 0%	174 42%	152 37%	7 2%	<b>415</b>

	Caroline	Essex	Frederick sburg	Hanover	King George	Lancaster	Northum berland	Richmond County	Spotsylva nia	Stafford	Westmore land	Total
<b>J Abuse or Neglect</b>	4	8	43	3	10	1	-	1	151	48	7	<b>276</b>
	1%	3%	16%	1%	4%	0%	0%	0%	55%	17%	3%	
<b>Foster Care Review</b>	14	11	27	9	5	3	4	1	156	24	4	<b>258</b>
	5%	4%	10%	3%	2%	1%	2%	0%	60%	9%	2%	
<b>Show Cause</b>	8	3	8	108	9	11	4	3	72	16	6	<b>248</b>
	3%	1%	3%	44%	4%	4%	2%	1%	29%	6%	2%	
<b>Permanency</b>	17	21	22	17	12	9	3	2	64	22	7	<b>196</b>
	9%	11%	11%	9%	6%	5%	2%	1%	33%	11%	4%	
<b>Term Parental Rights</b>	18	-	32	3	20	-	2	-	62	18	3	<b>158</b>
	11%	0%	20%	2%	13%	0%	1%	0%	39%	11%	2%	
<b>Child in Need of Services</b>	22	-	8	20	9	10	7	2	11	32	18	<b>139</b>
	16%	0%	6%	14%	6%	7%	5%	1%	8%	23%	13%	
<b>Status Offense/Other</b>	5	12	8	17	6	10	4	1	37	11	6	<b>117</b>
	4%	10%	7%	15%	5%	9%	3%	1%	32%	9%	5%	
<b>Initial Foster Care</b>	2	4	26	6	3	-	-	-	52	17	5	<b>115</b>
	2%	3%	23%	5%	3%	0%	0%	0%	45%	15%	4%	
<b>Truancy</b>	7	-	-	35	5	4	4	-	36	-	6	<b>97</b>
	7%	0%	0%	36%	5%	4%	4%	0%	37%	0%	6%	
<b>Non-Family Abuse Prot Order</b>	12	-	3	10	1	-	-	-	21	12	3	<b>62</b>
	19%	0%	5%	16%	2%	0%	0%	0%	34%	19%	5%	
<b>Capias</b>	3	1	4	17	-	-	-	-	6	20	1	<b>52</b>
	6%	2%	8%	33%	0%	0%	0%	0%	12%	38%	2%	
<b>Voluntary Continuing</b>	2	-	6	4	-	1	-	-	7	1	-	<b>21</b>
	10%	0%	29%	19%	0%	5%	0%	0%	33%	5%	0%	
<b>Custody Relief</b>	-	-	-	1	-	1	1	-	5	11	-	<b>19</b>
	0%	0%	0%	5%	0%	5%	5%	0%	26%	58%	0%	
<b>Entrustment</b>	-	-	12	2	-	-	-	-	3	-	-	<b>17</b>
	0%	0%	71%	12%	0%	0%	0%	0%	18%	0%	0%	
<b>Child at Risk</b>	-	3	1	-	4	-	1	-	-	5	-	<b>14</b>
	0%	21%	7%	0%	29%	0%	7%	0%	0%	36%	0%	
<b>Family Abuse - Prot Order</b>	3	-	-	-	-	-	-	-	4	4	-	<b>11</b>
	27%	0%	0%	0%	0%	0%	0%	0%	36%	36%	0%	
<b>Restricted O/L</b>	-	-	-	-	-	-	-	-	1	3	-	<b>4</b>
	0%	0%	0%	0%	0%	0%	0%	0%	25%	75%	0%	
<b>Motion - Prot Order</b>	-	-	-	1	-	-	-	-	1	1	-	<b>3</b>
	0%	0%	0%	33%	0%	0%	0%	0%	33%	33%	0%	
<b>Emancipation</b>	1	-	-	-	-	-	-	-	-	-	1	<b>2</b>
	50%	0%	0%	0%	0%	0%	0%	0%	0%	0%	50%	
<b>Violation Fam Abuse PO</b>	-	-	-	1	-	-	-	-	-	1	-	<b>2</b>
	0%	0%	0%	50%	0%	0%	0%	0%	0%	50%	0%	
<b>Protective Order</b>	1	-	-	-	-	-	-	-	-	-	-	<b>1</b>
	100%	0%	0%	0%	0%	0%	0%	0%	0%	0%	0%	
<b>Violation of PO</b>	1	-	-	-	-	-	-	-	-	-	-	<b>1</b>
	100%	0%	0%	0%	0%	0%	0%	0%	0%	0%	0%	
<b>Juv Support</b>	-	-	-	-	-	-	-	-	-	-	-	<b>0</b>
	0%	0%	0%	0%	0%	0%	0%	0%	0%	0%	0%	
<b>Total</b>	1,422	404	1,430	2,716	943	395	270	200	4,656	5,084	703	<b>18,223</b>
	8%	2%	8%	15%	5%	2%	1%	1%	26%	28%	4%	
<b>Total</b>	2,838	794	2,539	5,214	1,752	840	661	412	8,624	9,197	1,314	<b>34,185</b>
	8%	2%	7%	15%	5%	2%	2%	1%	25%	27%	4%	



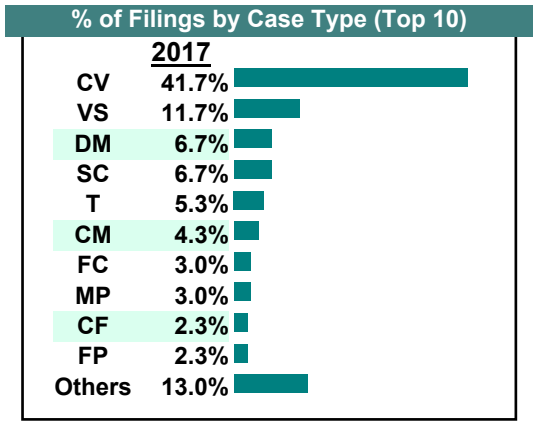
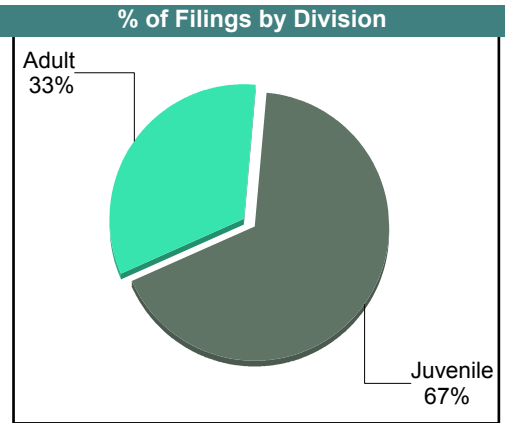

**CASELOAD STATISTICS OF THE JUVENILE & DOMESTIC RELATIONS COURTS**

December 2017

**Albemarle**

District: 16

		<u>Filings</u>	<u>Hearings</u>	<u>Transactions</u>	<u>Concluded</u>	<u>Cont</u>
<b><u>Adult</u></b>						
Non-Family Abuse Prot Order	AP	0	1	1	0	1
Capias	CA	6	19	19	11	8
Felony	CF	7	39	39	5	34
Misdemeanor	CM	13	54	54	21	32
Family Abuse - Prot Order	FP	7	17	17	5	12
Motion - Prot Order	MP	9	9	9	8	1
Protective Order	PC	0	1	1	0	1
Violation of PO	PV	2	2	2	2	-
Show Cause	SC	20	63	63	21	42
Civil Support	VS	35	72	72	42	30
<b>Adult Total</b>		<b>99</b>	<b>277</b>	<b>277</b>	<b>115</b>	<b>161</b>
<b><u>Juvenile</u></b>						
Abuse or Neglect	AN	5	27	27	13	14
Custody Relief	CR	2	2	2	0	2
Child in Need of Services	CS	0	1	1	1	-
Custody Visitation	CV	125	350	350	90	260
Felony	DF	0	23	23	2	21
Misdemeanor	DM	20	69	69	19	50
Foster Care Review	FC	9	9	9	9	-
Initial Foster Care	IF	5	5	5	5	-
Permanency	PH	5	5	5	2	3
Petition	PT	3	5	5	1	4
Status	ST	5	11	11	5	6
Traffic	T	16	29	32	19	13
Term Parental Rights	TP	6	6	6	0	6
Truancy	TR	0	2	2	1	1
<b>Juvenile Total</b>		<b>201</b>	<b>544</b>	<b>547</b>	<b>167</b>	<b>380</b>
<b>Albemarle Totals</b>		<b>300</b>	<b>821</b>	<b>824</b>	<b>282</b>	<b>541</b>



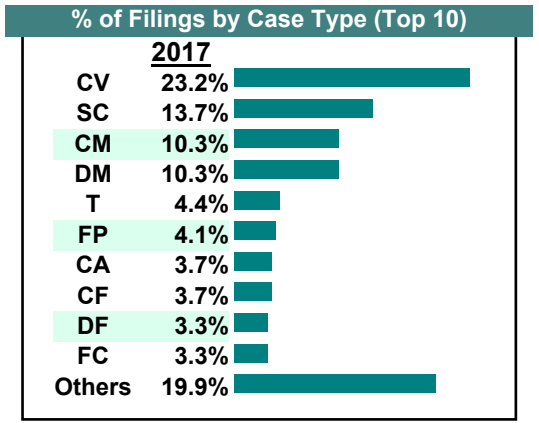
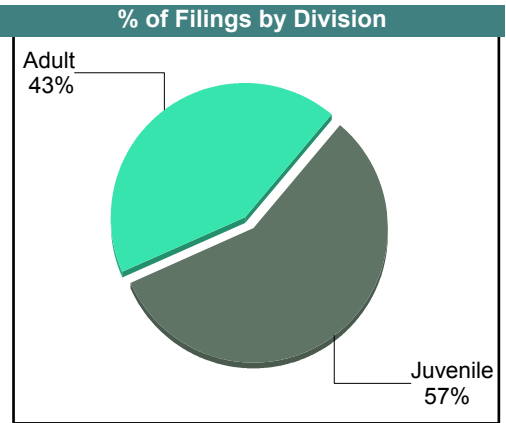

**CASELOAD STATISTICS OF THE JUVENILE & DOMESTIC RELATIONS COURTS**

November 2017

**Albemarle**

District: 16

		<u>Filings</u>	<u>Hearings</u>	<u>Transactions</u>	<u>Concluded</u>	<u>Cont</u>
<b>Adult</b>						
Capias	CA	10	20	20	7	12
Felony	CF	10	29	29	5	24
Misdemeanor	CM	28	122	122	39	83
Family Abuse - Prot Order	FP	11	34	34	14	20
Motion - Prot Order	MP	5	5	5	3	1
Protective Order	PC	2	3	3	1	2
Violation of PO	PV	6	6	6	6	-
Show Cause	SC	37	81	81	33	48
Civil Support	VS	7	29	29	12	17
<b>Adult Total</b>		<b>116</b>	<b>329</b>	<b>329</b>	<b>120</b>	<b>207</b>
<b>Juvenile</b>						
Abuse or Neglect	AN	7	27	27	5	22
Child in Need of Services	CS	3	8	8	2	6
Custody Visitation	CV	63	251	251	66	183
Felony	DF	9	21	21	7	14
Misdemeanor	DM	28	79	79	18	61
Foster Care Review	FC	9	9	9	9	-
Initial Foster Care	IF	2	2	2	2	-
Motion - Prot Order	MP	0	2	2	2	-
Protective Order	PC	1	2	2	0	2
Permanency	PH	6	6	6	6	-
Petition	PT	3	7	7	2	2
Status	ST	6	17	17	8	9
Traffic	T	12	17	18	7	11
Truancy	TR	5	10	10	3	7
Voluntary Continuing Services Agreement	VA	1	1	1	1	-
<b>Juvenile Total</b>		<b>155</b>	<b>459</b>	<b>460</b>	<b>138</b>	<b>317</b>
<b>Albemarle Totals</b>		<b>271</b>	<b>788</b>	<b>789</b>	<b>258</b>	<b>524</b>



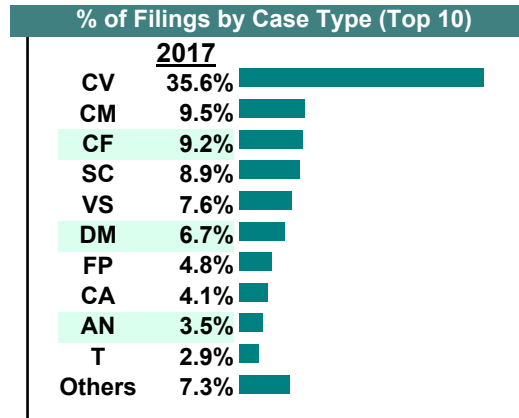
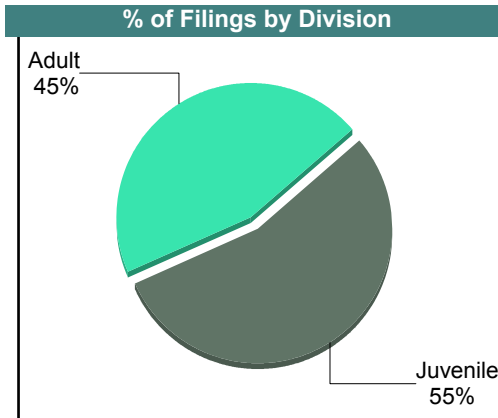
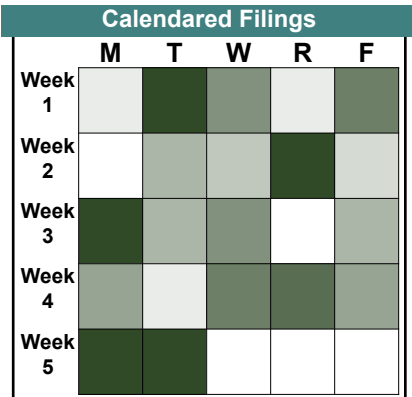
# CASELOAD STATISTICS OF THE JUVENILE & DOMESTIC RELATIONS COURTS

October 2017

Albemarle

District: 16

		<u>Filings</u>	<u>Hearings</u>	<u>Transactions</u>	<u>Concluded</u>	<u>Cont</u>
<b><u>Adult</u></b>						
Non-Family Abuse Prot Order	AP	0	1	1	1	-
Capias	CA	13	23	23	13	10
Felony	CF	29	40	40	4	36
Misdemeanor	CM	30	81	81	28	53
Family Abuse - Prot Order	FP	15	32	32	9	23
Motion - Prot Order	MP	2	4	4	3	1
Protective Order	PC	1	2	2	2	-
Violation of PO	PV	1	1	1	1	-
Show Cause	SC	28	84	84	35	49
Civil Support	VS	24	108	108	55	53
<b>Adult Total</b>		<b>143</b>	<b>376</b>	<b>376</b>	<b>151</b>	<b>225</b>
<b><u>Juvenile</u></b>						
Abuse or Neglect	AN	11	32	32	2	30
Child in Need of Services	CS	1	5	5	2	3
Custody Visitation	CV	112	454	454	169	281
Felony	DF	0	11	11	2	9
Misdemeanor	DM	21	51	51	11	40
Foster Care Review	FC	5	5	5	5	-
Protective Order	PC	0	1	1	1	-
Permanency	PH	3	3	3	2	1
Petition	PT	1	5	5	1	4
Status	ST	7	19	19	5	14
Traffic	T	9	10	11	10	1
Term Parental Rights	TP	2	2	2	0	2
Truancy	TR	0	6	6	3	3
<b>Juvenile Total</b>		<b>172</b>	<b>604</b>	<b>605</b>	<b>213</b>	<b>388</b>
<b>Albemarle Totals</b>		<b>315</b>	<b>980</b>	<b>981</b>	<b>364</b>	<b>613</b>



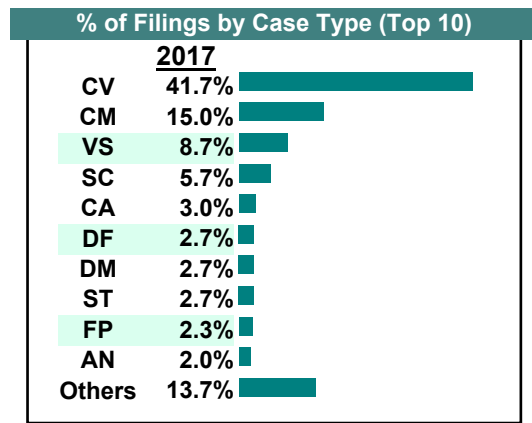
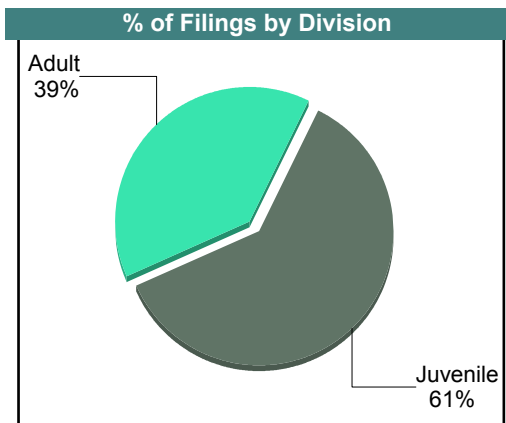

# CASELOAD STATISTICS OF THE JUVENILE & DOMESTIC RELATIONS COURTS

September 2017

Albemarle

District: 16

		<u>Filings</u>	<u>Hearings</u>	<u>Transactions</u>	<u>Concluded</u>	<u>Cont</u>
<b><u>Adult</u></b>						
Non-Family Abuse Prot Order	AP	2	4	4	0	4
Bond Forfeiture	BF	1	1	1	0	1
Capias	CA	9	22	22	9	13
Felony	CF	5	24	24	13	11
Misdemeanor	CM	45	133	133	36	97
Family Abuse - Prot Order	FP	7	26	26	16	10
Motion - Prot Order	MP	3	6	6	5	1
Protective Order	PC	2	3	3	1	2
Show Cause	SC	17	53	53	12	41
Civil Support	VS	26	91	91	25	65
<b>Adult Total</b>		<b>117</b>	<b>363</b>	<b>363</b>	<b>117</b>	<b>245</b>
<b><u>Juvenile</u></b>						
Abuse or Neglect	AN	6	12	12	4	8
Child in Need of Services	CS	5	10	10	2	8
Custody Visitation	CV	125	481	481	120	361
Felony	DF	8	25	25	3	22
Misdemeanor	DM	8	59	59	23	36
Foster Care Review	FC	3	3	3	3	-
Initial Foster Care	IF	6	6	6	6	-
Motion - Prot Order	MP	0	2	2	0	2
Permanency	PH	2	2	2	2	-
Petition	PT	2	9	9	2	7
Child at Risk	RI	0	1	1	1	-
Status	ST	8	16	16	6	10
Traffic	T	6	17	19	10	9
Truancy	TR	3	8	8	0	8
Voluntary Continuing Services Agreement	VA	1	1	1	1	-
<b>Juvenile Total</b>		<b>183</b>	<b>652</b>	<b>654</b>	<b>183</b>	<b>471</b>
<b>Albemarle Totals</b>		<b>300</b>	<b>1,015</b>	<b>1,017</b>	<b>300</b>	<b>716</b>



CASELOAD STATISTICS OF THE JUVENILE & DOMESTIC RELATIONS COURTS

August 2017

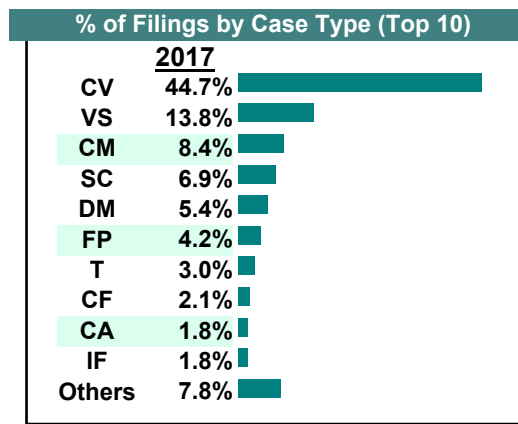
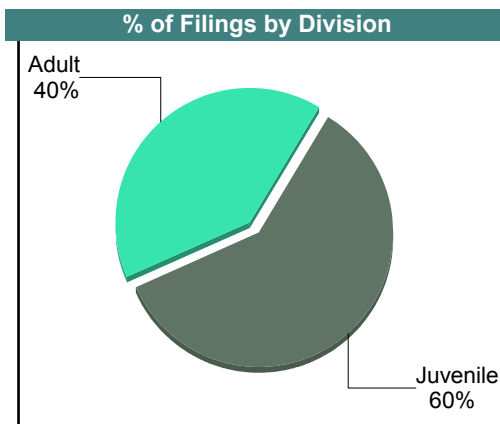

Albemarle

District: 16

		Filings	Hearings	Transactions	Concluded	Cont
<b>Adult</b>						
Non-Family Abuse Prot Order	AP	0	2	2	2	-
Capias	CA	6	13	13	5	8
Felony	CF	7	17	17	3	14
Misdemeanor	CM	28	66	66	12	54
Family Abuse - Prot Order	FP	14	32	32	11	21
Motion - Prot Order	MP	4	4	4	2	2
Other	OT	1	1	1	1	-
Violation of PO	PV	3	3	3	3	-
Remand Support	RS	1	1	1	1	-
Show Cause	SC	23	66	66	18	48
SL/Other	SL	1	2	2	2	-
Civil Support	VS	46	86	86	27	58
<b>Adult Total</b>		<b>134</b>	<b>293</b>	<b>293</b>	<b>87</b>	<b>205</b>

<b>Juvenile</b>						
Abuse or Neglect	AN	2	19	19	14	5
Child in Need of Services	CS	1	4	4	0	4
Custody Visitation	CV	149	373	373	87	283
Felony	DF	1	10	10	2	8
Misdemeanor	DM	18	52	52	9	43
Foster Care Review	FC	3	3	3	3	-
Initial Foster Care	IF	6	6	6	6	-
Motion - Prot Order	MP	1	1	1	1	-
Protective Order	PC	0	1	1	1	-
Permanency	PH	6	7	7	7	-
Petition	PT	0	4	4	1	3
Child at Risk	RI	0	1	1	0	1
Status	ST	1	6	6	2	4
Traffic	T	10	12	13	3	10
Term Parental Rights	TP	0	1	1	1	-
Truancy	TR	1	5	5	2	3
<b>Juvenile Total</b>		<b>199</b>	<b>505</b>	<b>506</b>	<b>139</b>	<b>364</b>

<b>Albemarle Totals</b>		<b>333</b>	<b>798</b>	<b>799</b>	<b>226</b>	<b>569</b>
-------------------------	--	------------	------------	------------	------------	------------



**CASELOAD STATISTICS OF THE JUVENILE & DOMESTIC RELATIONS COURTS**

July 2017

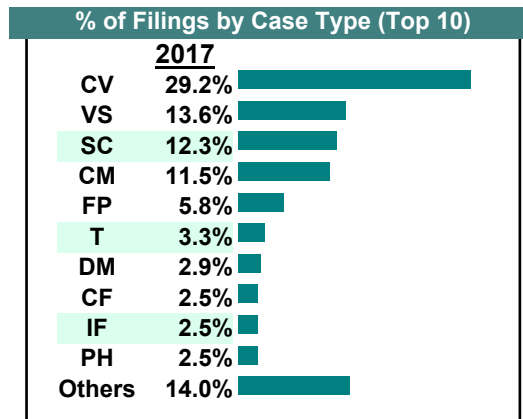
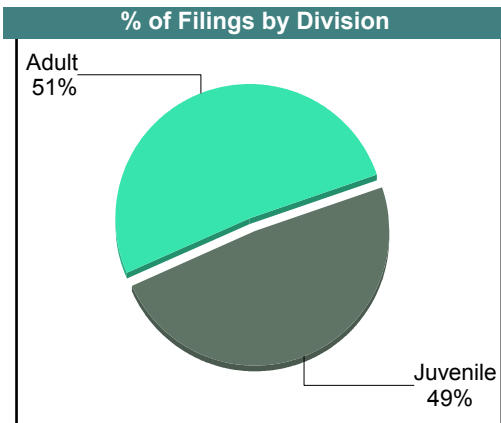

**Albemarle**

District: 16

		<u>Filings</u>	<u>Hearings</u>	<u>Transactions</u>	<u>Concluded</u>	<u>Cont</u>
<b>Adult</b>						
Non-Family Abuse Prot Order	AP	0	4	4	2	2
Capias	CA	4	9	9	4	5
Felony	CF	6	21	21	8	13
Misdemeanor	CM	28	87	87	36	50
Family Abuse - Prot Order	FP	14	29	29	7	22
Motion - Prot Order	MP	4	5	5	4	1
Violation of PO	PV	4	4	4	4	-
Remand Support	RS	1	1	1	1	-
Show Cause	SC	30	80	80	35	45
SL/Other	SL	1	1	1	0	1
Civil Support	VS	33	92	92	33	59
<b>Adult Total</b>		<b>125</b>	<b>333</b>	<b>333</b>	<b>134</b>	<b>198</b>

<b>Juvenile</b>						
Abuse or Neglect	AN	4	22	22	12	10
Child in Need of Services	CS	4	7	7	6	1
Custody Visitation	CV	71	292	292	100	192
Felony	DF	2	9	9	1	8
Misdemeanor	DM	7	33	34	8	26
Initial Foster Care	IF	6	6	6	6	-
Protective Order	PC	0	2	2	0	2
Permanency	PH	6	7	7	6	1
Petition	PT	1	4	4	1	3
Child at Risk	RI	1	1	1	0	1
Status	ST	6	11	11	6	5
Traffic	T	8	6	12	9	3
Term Parental Rights	TP	2	3	3	2	1
<b>Juvenile Total</b>		<b>118</b>	<b>403</b>	<b>410</b>	<b>157</b>	<b>253</b>

<b>Albemarle Totals</b>		<b>243</b>	<b>736</b>	<b>743</b>	<b>291</b>	<b>451</b>
-------------------------	--	------------	------------	------------	------------	------------



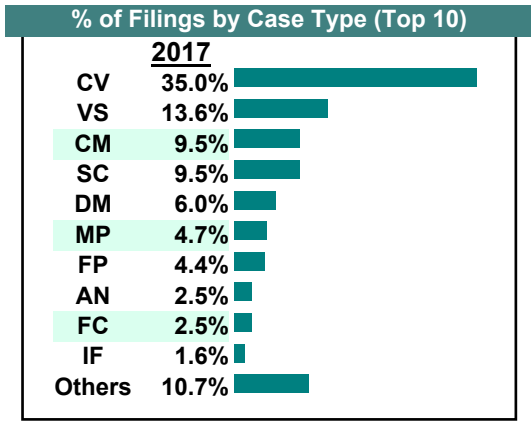
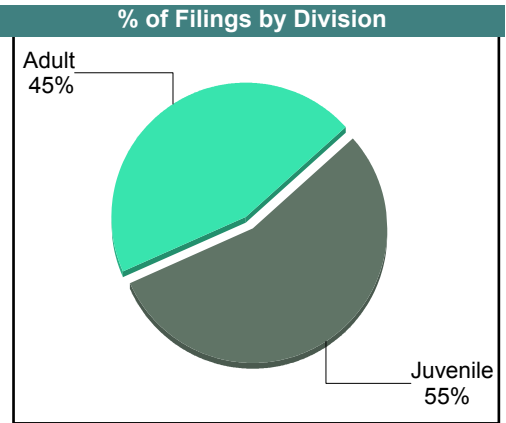

# CASELOAD STATISTICS OF THE JUVENILE & DOMESTIC RELATIONS COURTS

June 2017

**Albemarle**

District: 16

		<u>Filings</u>	<u>Hearings</u>	<u>Transactions</u>	<u>Concluded</u>	<u>Cont</u>
<b><u>Adult</u></b>						
Non-Family Abuse Prot Order	AP	4	6	6	0	6
Capias	CA	3	19	19	11	8
Felony	CF	4	28	28	5	23
Misdemeanor	CM	30	113	113	37	76
Family Abuse - Prot Order	FP	14	33	33	15	18
Motion - Prot Order	MP	13	15	15	14	1
Violation of PO	PV	2	2	2	2	-
Show Cause	SC	30	80	80	37	43
Civil Support	VS	43	83	83	38	45
<b>Adult Total</b>		<b>143</b>	<b>379</b>	<b>379</b>	<b>159</b>	<b>220</b>
<b><u>Juvenile</u></b>						
Abuse or Neglect	AN	8	49	49	20	29
Child in Need of Services	CS	3	3	3	0	3
Custody Visitation	CV	111	302	302	85	215
Felony	DF	2	16	16	6	10
Misdemeanor	DM	19	59	59	19	38
Foster Care Review	FC	8	8	8	8	-
Initial Foster Care	IF	5	5	5	5	-
Motion - Prot Order	MP	2	2	2	0	2
Protective Order	PC	1	3	3	1	2
Petition	PT	2	4	4	0	4
Child at Risk	RI	0	4	4	4	-
Status	ST	5	9	9	3	6
Traffic	T	4	14	14	7	6
Term Parental Rights	TP	2	8	8	4	4
Truancy	TR	2	8	8	3	5
<b>Juvenile Total</b>		<b>174</b>	<b>494</b>	<b>494</b>	<b>165</b>	<b>324</b>
<b>Albemarle Totals</b>		<b>317</b>	<b>873</b>	<b>873</b>	<b>324</b>	<b>544</b>



**CASELOAD STATISTICS OF THE JUVENILE & DOMESTIC RELATIONS COURTS**

May 2017

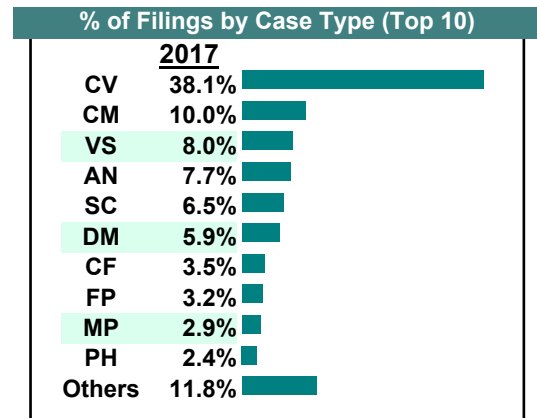
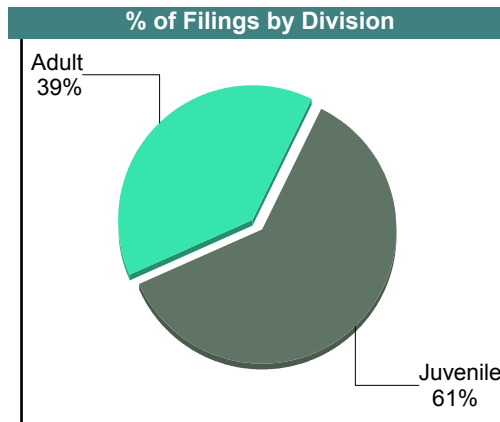

**Albemarle**

District: 16

		<u>Filings</u>	<u>Hearings</u>	<u>Transactions</u>	<u>Concluded</u>	<u>Cont</u>
<b><u>Adult</u></b>						
Non-Family Abuse Prot Order	AP	0	1	1	1	-
Capias	CA	7	26	26	9	17
Felony	CF	12	87	87	38	49
Misdemeanor	CM	34	104	104	27	77
Family Abuse - Prot Order	FP	11	22	22	10	12
Motion - Prot Order	MP	10	10	10	9	1
Violation of PO	PV	3	3	3	3	-
Remand Support	RS	5	5	5	5	-
Show Cause	SC	22	77	77	33	44
SL/Other	SL	1	2	2	2	-
Civil Support	VS	27	73	73	37	36
<b>Adult Total</b>		<b>132</b>	<b>410</b>	<b>410</b>	<b>174</b>	<b>236</b>

<b><u>Juvenile</u></b>						
Abuse or Neglect	AN	26	68	68	5	63
Child in Need of Services	CS	2	3	3	2	1
Custody Visitation	CV	129	283	283	85	192
Felony	DF	1	16	16	1	15
Misdemeanor	DM	20	67	67	18	49
Entrustment	ET	1	1	1	1	-
Foster Care Review	FC	1	1	1	1	-
Initial Foster Care	IF	2	2	2	2	-
Protective Order	PC	1	2	2	0	2
Permanency	PH	8	8	8	7	1
Petition	PT	1	7	7	2	4
Child at Risk	RI	2	2	2	0	2
Status	ST	2	6	6	5	1
Traffic	T	4	11	11	4	7
Term Parental Rights	TP	4	4	4	1	3
Truancy	TR	3	8	8	2	6
<b>Juvenile Total</b>		<b>207</b>	<b>489</b>	<b>489</b>	<b>136</b>	<b>346</b>

<b>Albemarle Totals</b>		<b>339</b>	<b>899</b>	<b>899</b>	<b>310</b>	<b>582</b>
-------------------------	--	------------	------------	------------	------------	------------





# CASELOAD STATISTICS OF THE JUVENILE & DOMESTIC RELATIONS COURTS

April 2017


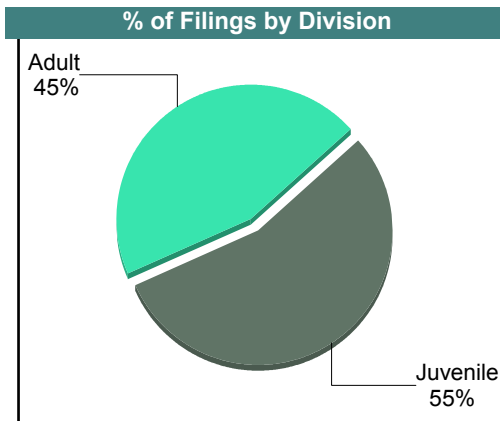
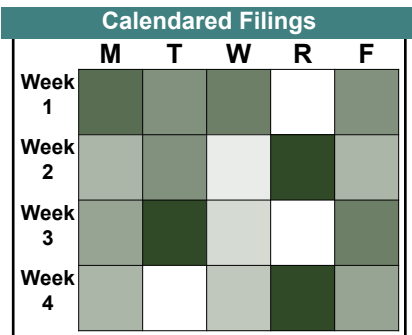
Albemarle

District: 16

		<u>Filings</u>	<u>Hearings</u>	<u>Transactions</u>	<u>Concluded</u>	<u>Cont</u>
<b>Adult</b>						
Non-Family Abuse Prot Order	AP	1	1	1	0	1
Capias	CA	10	32	32	10	22
Felony	CF	6	61	61	5	56
Misdemeanor	CM	37	111	111	30	81
Family Abuse - Prot Order	FP	13	31	31	15	16
Motion - Prot Order	MP	1	2	2	1	1
Remand Support	RS	5	5	5	5	-
Show Cause	SC	24	87	87	24	63
SL/Other	SL	2	2	2	1	1
Civil Support	VS	47	83	83	43	40
<b>Adult Total</b>		<b>146</b>	<b>415</b>	<b>415</b>	<b>134</b>	<b>281</b>

<b>Juvenile</b>						
Abuse or Neglect	AN	12	31	31	10	21
Custody Visitation	CV	117	342	342	102	240
Felony	DF	4	30	30	5	25
Misdemeanor	DM	13	42	42	12	30
Foster Care Review	FC	4	4	4	4	-
Initial Foster Care	IF	2	2	2	2	-
Protective Order	PC	1	1	1	0	1
Permanency	PH	2	2	2	2	-
Petition	PT	0	8	8	3	5
Child at Risk	RI	1	3	3	2	1
Status	ST	12	19	19	7	12
Traffic	T	9	11	11	5	6
Truancy	TR	1	3	3	0	3
Voluntary Continuing Services Agreement	VA	1	1	1	1	-
<b>Juvenile Total</b>		<b>179</b>	<b>499</b>	<b>499</b>	<b>155</b>	<b>344</b>

<b>Albemarle Totals</b>		<b>325</b>	<b>914</b>	<b>914</b>	<b>289</b>	<b>625</b>
-------------------------	--	------------	------------	------------	------------	------------



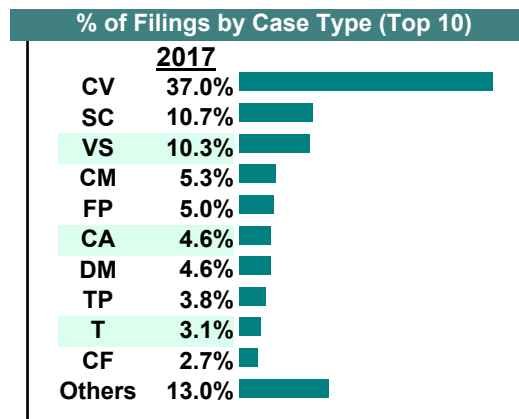
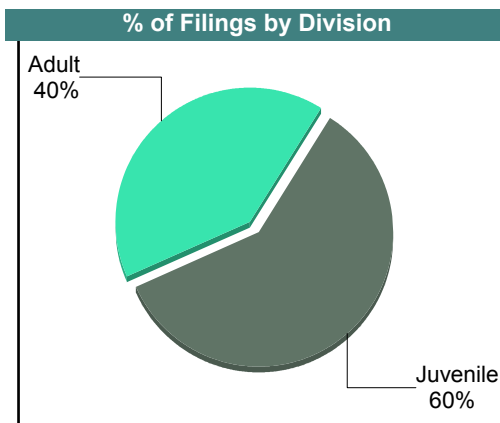

**CASELOAD STATISTICS OF THE JUVENILE & DOMESTIC RELATIONS COURTS**

March 2017

**Albemarle**

District: 16

		<u>Filings</u>	<u>Hearings</u>	<u>Transactions</u>	<u>Concluded</u>	<u>Cont</u>
<b><u>Adult</u></b>						
Capias	CA	12	33	33	14	19
Felony	CF	7	51	51	11	40
Misdemeanor	CM	14	63	63	15	48
Family Abuse - Prot Order	FP	13	35	35	12	23
Motion - Prot Order	MP	3	3	3	2	1
Violation of PO	PV	1	1	1	1	-
Show Cause	SC	28	78	78	28	50
SL/Other	SL	1	1	1	1	-
Civil Support	VS	27	54	54	13	41
<b>Adult Total</b>		<b>106</b>	<b>319</b>	<b>319</b>	<b>97</b>	<b>222</b>
<b><u>Juvenile</u></b>						
Abuse or Neglect	AN	5	14	14	2	12
Child in Need of Services	CS	0	1	1	1	-
Custody Visitation	CV	97	296	296	73	223
Felony	DF	0	12	12	5	7
Misdemeanor	DM	12	51	51	23	28
Foster Care Review	FC	3	4	4	4	-
Initial Foster Care	IF	1	1	1	1	-
Motion - Prot Order	MP	0	4	4	2	2
Protective Order	PC	1	2	2	1	1
Permanency	PH	7	7	7	7	-
Petition	PT	3	6	6	0	6
Child at Risk	RI	5	12	12	6	6
Status	ST	1	4	4	4	-
Traffic	T	8	16	16	8	8
Term Parental Rights	TP	10	10	10	10	-
Truancy	TR	2	5	5	3	2
Voluntary Continuing Services Agreement	VA	1	1	1	1	-
<b>Juvenile Total</b>		<b>156</b>	<b>446</b>	<b>446</b>	<b>151</b>	<b>295</b>
<b>Albemarle Totals</b>		<b>262</b>	<b>765</b>	<b>765</b>	<b>248</b>	<b>517</b>



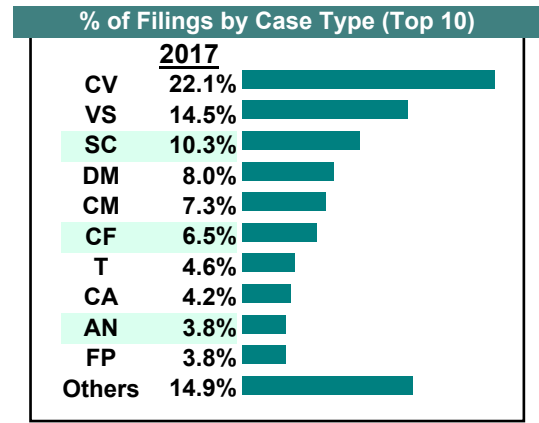
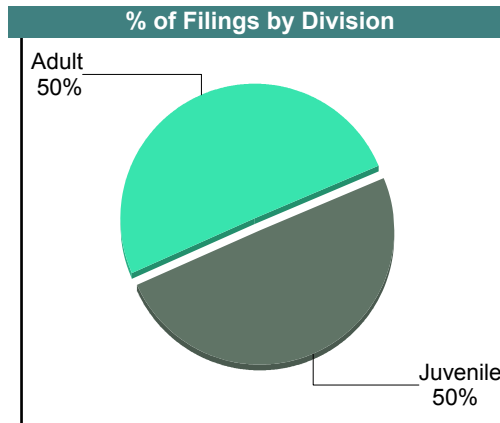

**CASELOAD STATISTICS OF THE JUVENILE & DOMESTIC RELATIONS COURTS**

February 2017

**Albemarle**

District: 16

		<u>Filings</u>	<u>Hearings</u>	<u>Transactions</u>	<u>Concluded</u>	<u>Cont</u>
<b><u>Adult</u></b>						
Capias	CA	11	20	20	6	14
Felony	CF	17	24	24	3	21
Misdemeanor	CM	19	60	60	16	44
Family Abuse - Prot Order	FP	10	29	29	14	15
Motion - Prot Order	MP	4	4	4	4	-
Other	OT	1	1	1	1	-
Violation of PO	PV	5	5	5	5	-
Show Cause	SC	27	88	88	36	52
Civil Support	VS	38	67	67	31	35
<b>Adult Total</b>		<b>132</b>	<b>298</b>	<b>298</b>	<b>116</b>	<b>181</b>
<b><u>Juvenile</u></b>						
Abuse or Neglect	AN	10	24	24	4	20
Child in Need of Services	CS	5	6	6	3	3
Custody Visitation	CV	58	366	366	127	238
Felony	DF	4	16	16	1	15
Misdemeanor	DM	21	67	67	16	51
Foster Care Review	FC	1	1	1	1	-
Initial Foster Care	IF	1	1	1	1	-
Motion - Prot Order	MP	0	3	3	3	-
Permanency	PH	9	13	13	13	-
Petition	PT	3	5	5	2	3
Child at Risk	RI	0	4	4	0	4
Status	ST	3	6	6	4	2
Traffic	T	12	17	20	11	9
Term Parental Rights	TP	0	8	8	8	-
Truancy	TR	2	4	4	1	3
Voluntary Continuing Services Agreement	VA	1	1	1	1	-
<b>Juvenile Total</b>		<b>130</b>	<b>542</b>	<b>545</b>	<b>196</b>	<b>348</b>
<b>Albemarle Totals</b>		<b>262</b>	<b>840</b>	<b>843</b>	<b>312</b>	<b>529</b>



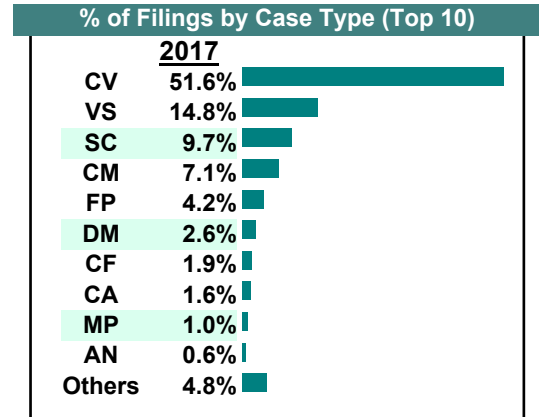
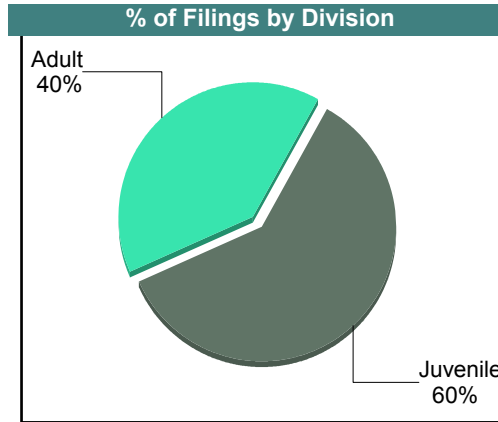

# CASELOAD STATISTICS OF THE JUVENILE & DOMESTIC RELATIONS COURTS

January 2017

**Albemarle**

District: 16

		<u>Filings</u>	<u>Hearings</u>	<u>Transactions</u>	<u>Concluded</u>	<u>Cont</u>
<b>Adult</b>						
Non-Family Abuse Prot Order	AP	1	3	3	1	2
Capias	CA	5	16	16	10	6
Felony	CF	6	40	40	8	32
Misdemeanor	CM	22	49	49	11	38
Family Abuse - Prot Order	FP	13	31	31	9	22
Show Cause	SC	30	92	92	31	61
Civil Support	VS	46	97	97	42	55
<b>Adult Total</b>		<b>123</b>	<b>328</b>	<b>328</b>	<b>112</b>	<b>216</b>
<b>Juvenile</b>						
Abuse or Neglect	AN	2	5	5	1	4
Custody Visitation	CV	160	421	421	102	315
Felony	DF	2	18	18	3	15
Misdemeanor	DM	8	44	44	3	41
Foster Care Review	FC	2	2	2	2	-
Initial Foster Care	IF	2	2	2	2	-
Motion - Prot Order	MP	3	10	10	4	6
Permanency	PH	2	3	3	3	-
Petition	PT	1	8	8	3	5
Child at Risk	RI	1	3	3	2	1
Status	ST	2	7	7	2	5
Term Parental Rights	TP	0	3	3	3	-
Truancy	TR	1	6	6	3	3
Voluntary Continuing Services Agreement	VA	1	1	1	1	-
<b>Juvenile Total</b>		<b>187</b>	<b>533</b>	<b>533</b>	<b>134</b>	<b>395</b>
<b>Albemarle Totals</b>		<b>310</b>	<b>861</b>	<b>861</b>	<b>246</b>	<b>611</b>

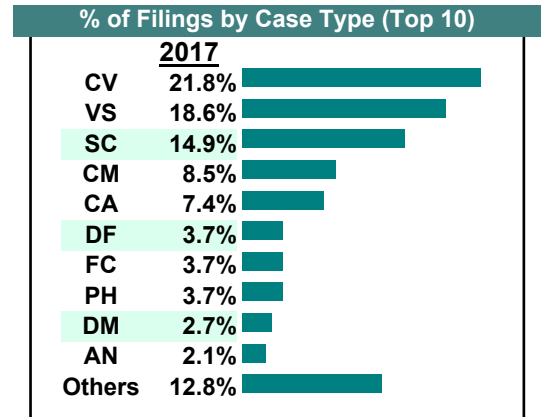
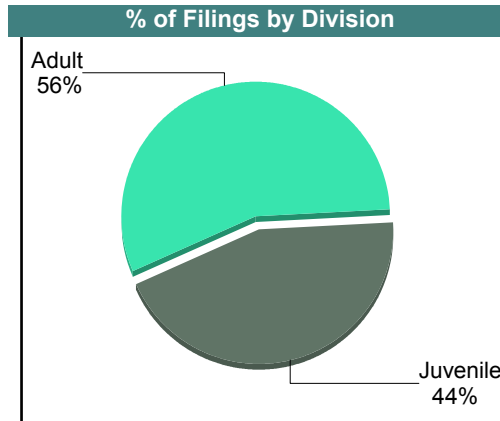



December 2017

		Filings	Hearings	Transactions	Concluded	Cont
<b>Adult</b>						
Non-Family Abuse Prot Order	AP	0	1	1	1	-
Capias	CA	14	25	25	9	16
Felony	CF	4	20	20	7	13
Misdemeanor	CM	16	63	63	24	39
Family Abuse - Prot Order	FP	3	11	11	6	5
Motion - Prot Order	MP	2	2	2	2	-
Violation of PO	PV	1	1	1	1	-
Remand Support	RS	1	1	1	1	-
Show Cause	SC	28	83	83	21	62
SL/Other	SL	1	1	1	1	-
Civil Support	VS	35	59	59	21	38
<b>Adult Total</b>		<b>105</b>	<b>267</b>	<b>267</b>	<b>94</b>	<b>173</b>

<b>Juvenile</b>						
Abuse or Neglect	AN	4	10	10	3	7
Child in Need of Services	CS	0	1	1	1	-
Custody Visitation	CV	41	128	128	51	77
Felony	DF	7	17	17	3	14
Misdemeanor	DM	5	37	37	8	29
Foster Care Review	FC	7	7	7	7	-
Initial Foster Care	IF	2	2	2	2	-
Motion - Prot Order	MP	1	1	1	1	-
Permanency	PH	7	7	7	6	1
Petition	PT	2	7	7	1	5
Status	ST	3	3	3	0	3
Traffic	T	3	6	8	6	2
Truancy	TR	1	4	4	1	3
<b>Juvenile Total</b>		<b>83</b>	<b>230</b>	<b>232</b>	<b>90</b>	<b>141</b>

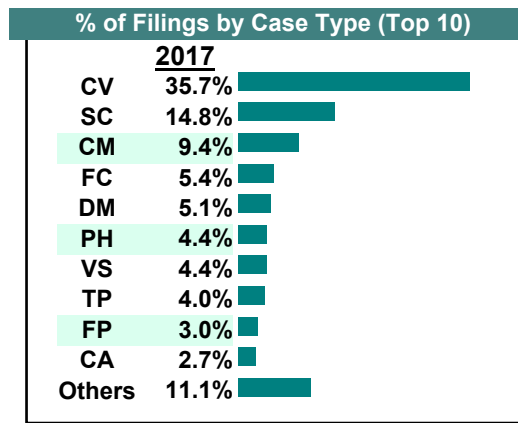
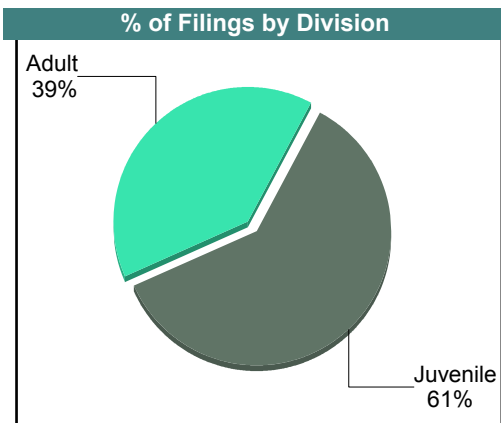

<b>Charlottesville Totals</b>		<b>188</b>	<b>497</b>	<b>499</b>	<b>184</b>	<b>314</b>
-------------------------------	--	------------	------------	------------	------------	------------



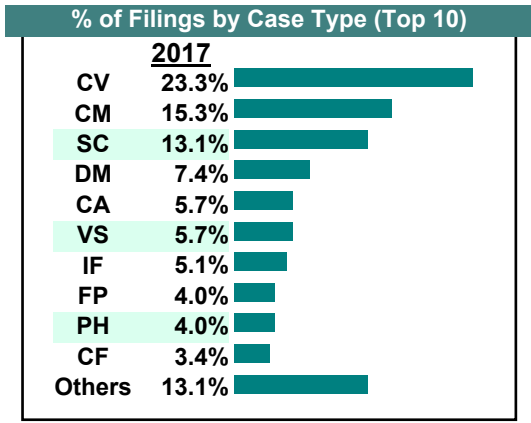
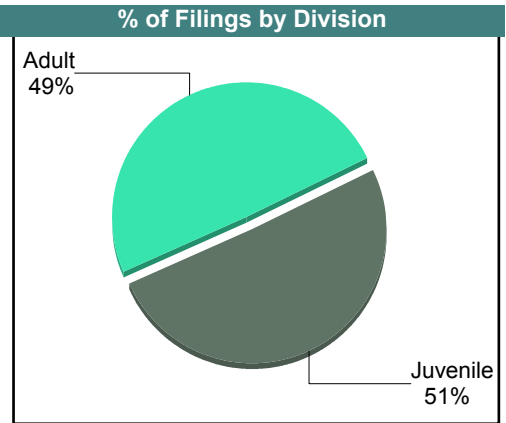

		Filings	Hearings	Transactions	Concluded	Cont
<b>Adult</b>						
Capias	CA	8	21	21	6	15
Felony	CF	5	12	12	3	9
Misdemeanor	CM	28	68	68	16	52
Family Abuse - Prot Order	FP	9	20	20	9	11
Motion - Prot Order	MP	3	4	4	4	-
Protective Order	PC	1	2	2	2	-
Violation of PO	PV	3	3	3	3	-
Remand Support	RS	1	1	1	1	-
Show Cause	SC	44	86	86	25	58
SL/Other	SL	2	2	2	2	-
Civil Support	VS	13	32	32	19	13
<b>Adult Total</b>		<b>117</b>	<b>251</b>	<b>251</b>	<b>90</b>	<b>158</b>

		Filings	Hearings	Transactions	Concluded	Cont
<b>Juvenile</b>						
Abuse or Neglect	AN	3	7	7	2	5
Child in Need of Services	CS	0	1	1	0	1
Custody Visitation	CV	106	167	167	49	115
Felony	DF	4	16	16	1	15
Misdemeanor	DM	15	51	51	11	39
Foster Care Review	FC	16	16	16	16	-
Initial Foster Care	IF	3	3	3	3	-
Permanency	PH	13	18	18	13	5
Petition	PT	1	4	4	1	3
Status	ST	1	3	3	3	-
Traffic	T	4	6	8	6	2
Term Parental Rights	TP	12	20	20	8	12
Truancy	TR	1	5	5	2	3
Voluntary Continuing Services Agreement	VA	1	1	1	1	-
<b>Juvenile Total</b>		<b>180</b>	<b>318</b>	<b>320</b>	<b>116</b>	<b>200</b>

<b>Charlottesville Totals</b>		<b>297</b>	<b>569</b>	<b>571</b>	<b>206</b>	<b>358</b>
-------------------------------	--	------------	------------	------------	------------	------------



		Filings	Hearings	Transactions	Concluded	Cont
<b>Adult</b>						
Capias	CA	10	25	25	11	14
Felony	CF	6	35	35	24	11
Misdemeanor	CM	27	111	111	42	69
Family Abuse - Prot Order	FP	7	14	14	5	9
Motion - Prot Order	MP	2	3	3	1	2
Protective Order	PC	1	1	1	0	1
Violation of PO	PV	1	1	1	1	-
Show Cause	SC	23	79	79	35	44
Civil Support	VS	10	30	30	14	16
<b>Adult Total</b>		<b>87</b>	<b>299</b>	<b>299</b>	<b>133</b>	<b>166</b>
<b>Juvenile</b>						
Abuse or Neglect	AN	4	14	14	6	8
Child in Need of Services	CS	0	2	2	0	2
Custody Visitation	CV	41	186	186	97	89
Felony	DF	2	19	19	4	15
Misdemeanor	DM	13	57	57	13	44
Entrustment	ET	3	3	3	3	-
Initial Foster Care	IF	9	9	9	9	-
Permanency	PH	7	7	7	7	-
Petition	PT	1	4	4	1	3
Status	ST	2	6	6	3	3
Traffic	T	4	6	6	3	3
Term Parental Rights	TP	2	2	2	2	-
Truancy	TR	0	9	9	4	5
Voluntary Continuing Services Agreement	VA	1	1	1	1	-
<b>Juvenile Total</b>		<b>89</b>	<b>325</b>	<b>325</b>	<b>153</b>	<b>172</b>
<b>Charlottesville Totals</b>		<b>176</b>	<b>624</b>	<b>624</b>	<b>286</b>	<b>338</b>



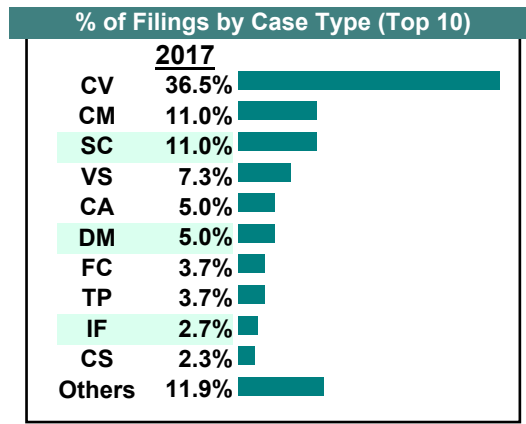
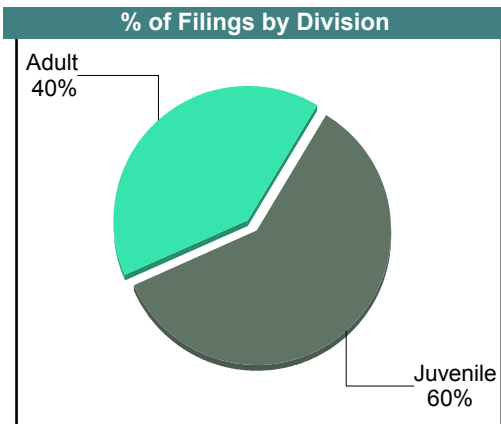

**CASELOAD STATISTICS OF THE JUVENILE & DOMESTIC RELATIONS COURTS**

**Charlottesville**

District: 16

September 2017

		<u>Filings</u>	<u>Hearings</u>	<u>Transactions</u>	<u>Concluded</u>	<u>Cont</u>
<b><u>Adult</u></b>						
Capias	CA	11	24	24	9	15
Felony	CF	3	38	38	9	29
Misdemeanor	CM	24	98	98	35	63
Family Abuse - Prot Order	FP	4	15	15	8	7
Motion - Prot Order	MP	2	2	2	2	-
Violation of PO	PV	3	3	3	3	-
Show Cause	SC	24	88	88	26	61
SL/Other	SL	1	1	1	1	-
Civil Support	VS	16	39	39	13	25
<b>Adult Total</b>		<b>88</b>	<b>308</b>	<b>308</b>	<b>106</b>	<b>200</b>
<b><u>Juvenile</u></b>						
Abuse or Neglect	AN	1	16	16	9	7
Child in Need of Services	CS	5	15	15	9	6
Custody Visitation	CV	80	198	198	74	122
Felony	DF	1	7	7	0	7
Misdemeanor	DM	11	59	59	10	49
Foster Care Review	FC	8	8	8	8	-
Initial Foster Care	IF	6	6	6	6	-
Permanency	PH	5	5	5	1	4
Petition	PT	1	4	4	0	4
Status	ST	1	3	3	1	2
Traffic	T	3	12	12	4	8
Term Parental Rights	TP	8	8	8	0	8
Truancy	TR	1	8	8	1	7
<b>Juvenile Total</b>		<b>131</b>	<b>349</b>	<b>349</b>	<b>123</b>	<b>224</b>
<b>Charlottesville Totals</b>		<b>219</b>	<b>657</b>	<b>657</b>	<b>229</b>	<b>424</b>

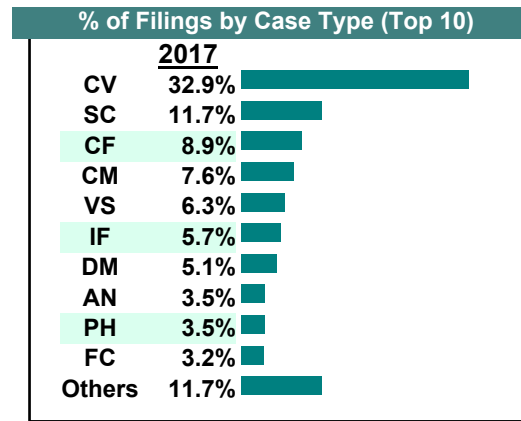
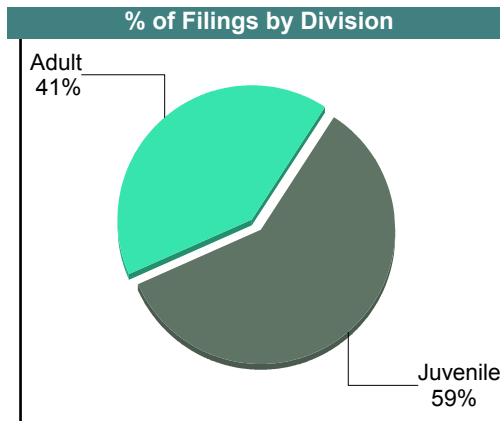





		<u>Filings</u>	<u>Hearings</u>	<u>Transactions</u>	<u>Concluded</u>	<u>Cont</u>
<b><u>Adult</u></b>						
Capias	CA	5	22	22	13	9
Felony	CF	28	50	50	16	34
Misdemeanor	CM	24	90	90	45	45
Family Abuse - Prot Order	FP	10	26	26	9	17
Motion - Prot Order	MP	2	3	3	2	1
Violation of PO	PV	2	2	2	2	-
Show Cause	SC	37	76	76	22	53
SL/Other	SL	1	1	1	1	-
Civil Support	VS	20	38	38	14	24
<b>Adult Total</b>		<b>129</b>	<b>308</b>	<b>308</b>	<b>124</b>	<b>183</b>

<b><u>Juvenile</u></b>						
Abuse or Neglect	AN	11	50	50	21	29
Child in Need of Services	CS	5	13	13	4	9
Custody Visitation	CV	104	247	247	94	151
Felony	DF	0	14	14	3	11
Misdemeanor	DM	16	76	76	18	58
Entrustment	ET	1	1	1	1	-
Foster Care Review	FC	10	10	10	10	-
Initial Foster Care	IF	18	18	18	17	-
Permanency	PH	11	11	11	10	1
Petition	PT	4	10	10	5	5
Child at Risk	RI	0	1	1	1	-
Status	ST	1	4	4	0	4
Traffic	T	3	8	8	2	6
Term Parental Rights	TP	2	2	2	2	-
Truancy	TR	1	4	4	2	2
<b>Juvenile Total</b>		<b>187</b>	<b>469</b>	<b>469</b>	<b>190</b>	<b>276</b>

<b>Charlottesville Totals</b>		<b>316</b>	<b>777</b>	<b>777</b>	<b>314</b>	<b>459</b>
-------------------------------	--	------------	------------	------------	------------	------------



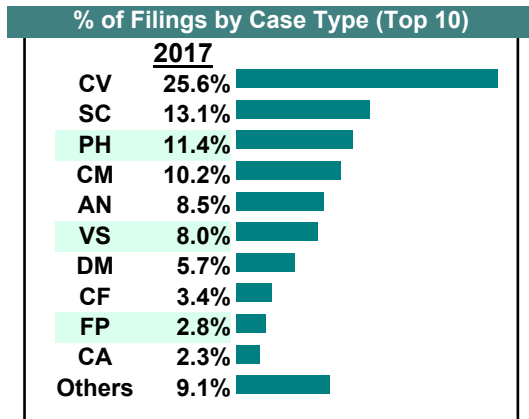
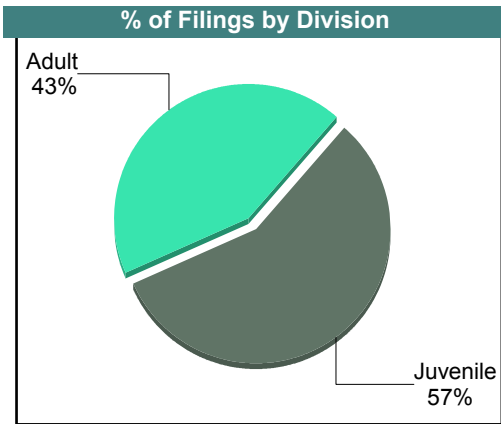

**CASELOAD STATISTICS OF THE JUVENILE & DOMESTIC RELATIONS COURTS**

**Charlottesville**

District: 16

July 2017

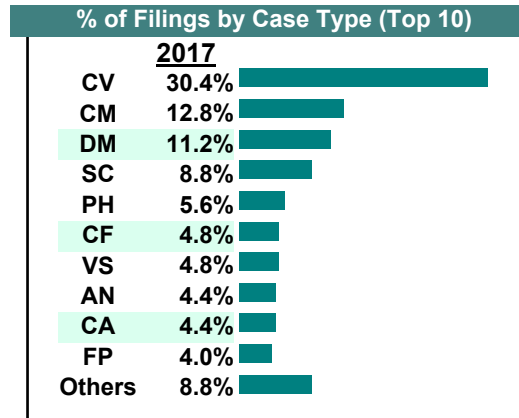
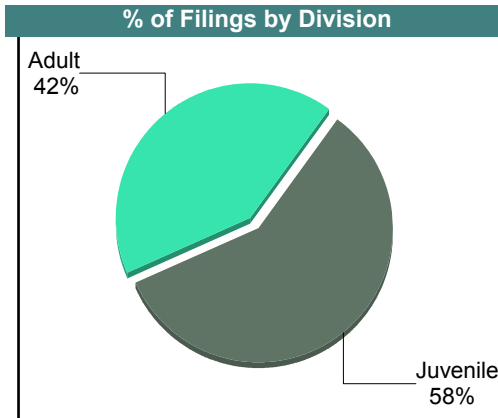
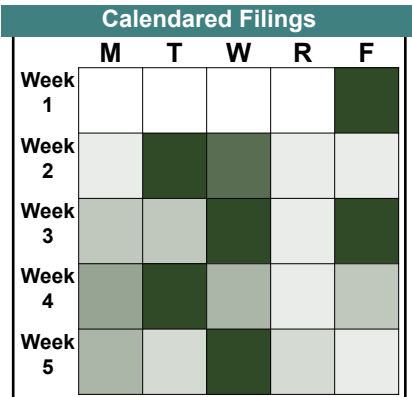
		<u>Filings</u>	<u>Hearings</u>	<u>Transactions</u>	<u>Concluded</u>	<u>Cont</u>
<b><u>Adult</u></b>						
Capias	CA	4	19	19	8	11
Felony	CF	6	19	19	5	14
Misdemeanor	CM	18	51	51	14	37
Family Abuse - Prot Order	FP	5	14	14	7	7
Motion - Prot Order	MP	2	2	2	2	-
Violation of PO	PV	3	3	3	3	-
Show Cause	SC	23	62	62	23	39
SL/Other	SL	1	1	1	1	-
Civil Support	VS	14	21	21	9	12
<b>Adult Total</b>		<b>76</b>	<b>192</b>	<b>192</b>	<b>72</b>	<b>120</b>
<b><u>Juvenile</u></b>						
Abuse or Neglect	AN	15	36	36	1	35
Custody Visitation	CV	45	129	129	55	74
Felony	DF	0	16	16	4	12
Misdemeanor	DM	10	58	58	9	49
Foster Care Review	FC	3	3	3	3	-
Permanency	PH	20	22	22	22	-
Petition	PT	0	2	2	0	2
Status	ST	3	5	5	2	3
Traffic	T	2	8	8	4	4
Term Parental Rights	TP	1	3	3	3	-
Truancy	TR	0	1	1	0	1
Voluntary Continuing Services Agreement	VA	1	1	1	1	-
<b>Juvenile Total</b>		<b>100</b>	<b>284</b>	<b>284</b>	<b>104</b>	<b>180</b>
<b>Charlottesville Totals</b>		<b>176</b>	<b>476</b>	<b>476</b>	<b>176</b>	<b>300</b>



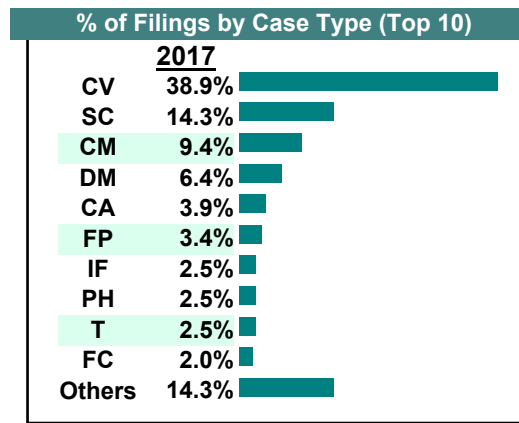
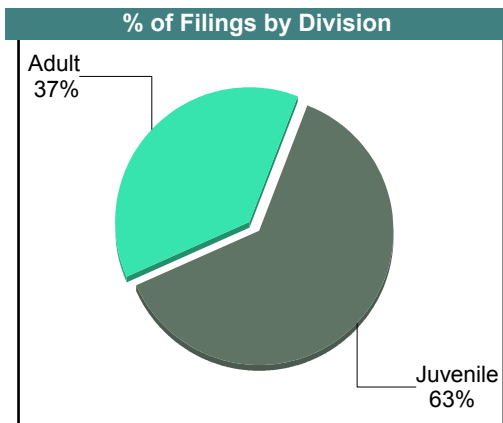

		<u>Filings</u>	<u>Hearings</u>	<u>Transactions</u>	<u>Concluded</u>	<u>Cont</u>
<b>Adult</b>						
Non-Family Abuse Prot Order	AP	0	1	1	0	1
Capias	CA	11	28	28	12	15
Felony	CF	12	30	30	3	27
Misdemeanor	CM	32	105	105	25	80
Family Abuse - Prot Order	FP	10	22	22	6	16
Motion - Prot Order	MP	4	5	5	5	-
Show Cause	SC	22	55	55	20	35
SL/Other	SL	1	1	1	0	-
Civil Support	VS	12	31	31	14	17
<b>Adult Total</b>		<b>104</b>	<b>278</b>	<b>278</b>	<b>85</b>	<b>191</b>

<b>Juvenile</b>						
Abuse or Neglect	AN	11	21	21	1	20
Child in Need of Services	CS	1	9	9	2	7
Custody Visitation	CV	76	183	183	71	109
Felony	DF	6	24	24	6	18
Misdemeanor	DM	28	74	74	15	59
Foster Care Review	FC	3	3	3	3	-
Initial Foster Care	IF	1	1	1	1	-
Protective Order	PC	1	2	2	1	1
Permanency	PH	14	15	15	14	1
Petition	PT	0	5	5	2	3
Status	ST	0	3	3	0	3
Traffic	T	4	11	11	2	9
Term Parental Rights	TP	0	2	2	0	2
Truancy	TR	1	11	11	1	10
<b>Juvenile Total</b>		<b>146</b>	<b>364</b>	<b>364</b>	<b>119</b>	<b>242</b>


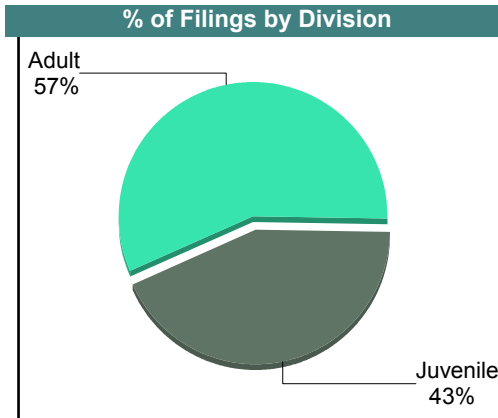
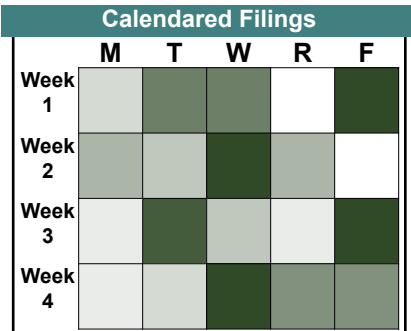
<b>Charlottesville Totals</b>		<b>250</b>	<b>642</b>	<b>642</b>	<b>204</b>	<b>433</b>
-------------------------------	--	------------	------------	------------	------------	------------



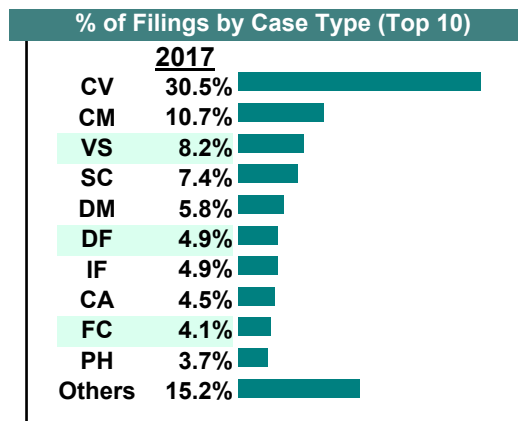
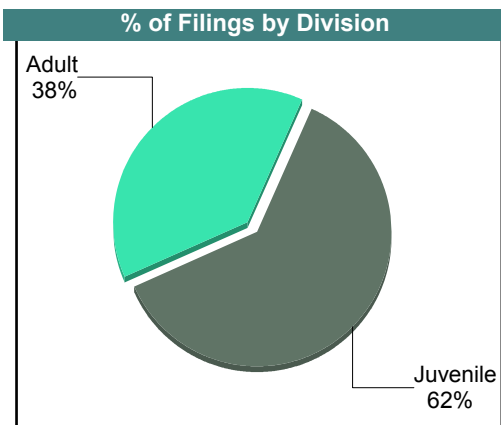

		<u>Filings</u>	<u>Hearings</u>	<u>Transactions</u>	<u>Concluded</u>	<u>Cont</u>
<b>Adult</b>						
Non-Family Abuse Prot Order	AP	2	5	5	3	2
Capias	CA	8	31	31	9	22
Felony	CF	3	21	21	9	12
Misdemeanor	CM	19	70	71	21	50
Family Abuse - Prot Order	FP	7	15	15	8	7
Motion - Prot Order	MP	3	3	3	2	1
Violation of PO	PV	1	1	1	1	-
Show Cause	SC	29	81	81	32	49
Civil Support	VS	4	25	25	12	13
<b>Adult Total</b>		<b>76</b>	<b>252</b>	<b>253</b>	<b>97</b>	<b>156</b>
<b>Juvenile</b>						
Abuse or Neglect	AN	2	16	16	10	6
Child in Need of Services	CS	2	8	8	1	7
Custody Visitation	CV	79	214	214	96	118
Felony	DF	2	19	19	7	12
Misdemeanor	DM	13	44	44	9	35
Foster Care Review	FC	4	4	4	4	-
Initial Foster Care	IF	5	5	5	5	-
Protective Order	PC	1	2	2	1	1
Permanency	PH	5	6	6	6	-
Petition	PT	0	2	2	1	1
Child at Risk	RI	0	1	1	1	-
Status	ST	1	2	2	1	1
Traffic	T	5	11	11	4	7
Term Parental Rights	TP	3	5	5	5	-
Truancy	TR	4	8	8	1	7
Voluntary Continuing Services Agreement	VA	1	1	1	1	-
<b>Juvenile Total</b>		<b>127</b>	<b>348</b>	<b>348</b>	<b>153</b>	<b>195</b>
<b>Charlottesville Totals</b>		<b>203</b>	<b>600</b>	<b>601</b>	<b>250</b>	<b>351</b>



		<u>Filings</u>	<u>Hearings</u>	<u>Transactions</u>	<u>Concluded</u>	<u>Cont</u>
<b><u>Adult</u></b>						
Non-Family Abuse Prot Order	AP	0	1	1	0	1
Capias	CA	14	46	46	20	26
Felony	CF	8	27	27	5	22
Misdemeanor	CM	39	107	107	23	84
Family Abuse - Prot Order	FP	7	20	20	8	12
Motion - Prot Order	MP	1	2	2	2	-
Violation of PO	PV	4	4	4	4	-
Show Cause	SC	25	64	64	26	38
SL/Other	SL	2	2	2	2	-
Civil Support	VS	11	28	28	11	17
<b>Adult Total</b>		<b>111</b>	<b>301</b>	<b>301</b>	<b>101</b>	<b>200</b>
<b><u>Juvenile</u></b>						
Abuse or Neglect	AN	12	28	28	10	18
Child in Need of Services	CS	2	10	10	6	4
Custody Visitation	CV	30	117	117	41	76
Felony	DF	1	41	41	6	35
Misdemeanor	DM	10	56	56	7	49
Initial Foster Care	IF	4	4	4	4	-
Permanency	PH	7	9	9	8	1
Petition	PT	4	11	11	2	9
Child at Risk	RI	3	3	3	3	-
Status	ST	1	2	2	1	1
Traffic	T	4	7	7	4	3
Term Parental Rights	TP	5	7	7	3	4
Truancy	TR	1	5	5	0	5
<b>Juvenile Total</b>		<b>84</b>	<b>300</b>	<b>300</b>	<b>95</b>	<b>205</b>
<b>Charlottesville Totals</b>		<b>195</b>	<b>601</b>	<b>601</b>	<b>196</b>	<b>405</b>



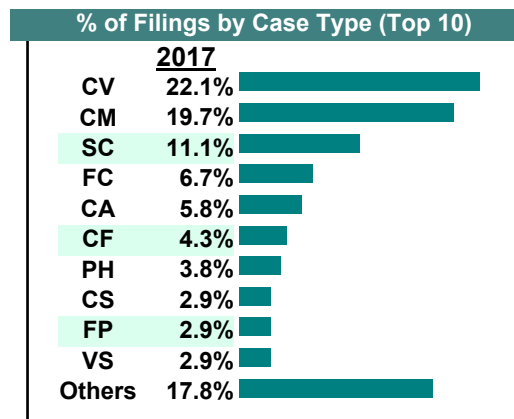
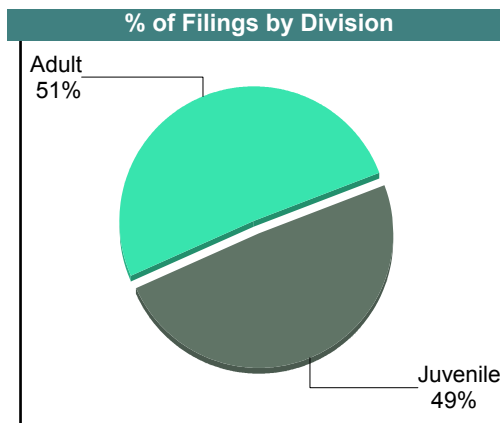

		<u>Filings</u>	<u>Hearings</u>	<u>Transactions</u>	<u>Concluded</u>	<u>Cont</u>
<b>Adult</b>						
Non-Family Abuse Prot Order	AP	1	1	1	0	1
Bond Forfeiture	BF	0	1	1	1	-
Capias	CA	11	30	30	6	24
Felony	CF	6	21	21	6	15
Misdemeanor	CM	26	98	98	40	58
Family Abuse - Prot Order	FP	5	14	14	5	9
Motion - Prot Order	MP	4	5	5	3	2
Violation of PO	PV	2	2	2	2	-
Show Cause	SC	18	68	68	19	49
Civil Support	VS	20	32	32	16	16
<b>Adult Total</b>		<b>93</b>	<b>272</b>	<b>272</b>	<b>98</b>	<b>174</b>
<b>Juvenile</b>						
Abuse or Neglect	AN	6	18	18	8	10
Child in Need of Services	CS	0	13	13	10	3
Custody Visitation	CV	74	176	176	51	124
Felony	DF	12	41	41	4	37
Misdemeanor	DM	14	63	63	8	55
Entrustment	ET	3	3	3	3	-
Foster Care Review	FC	10	14	14	10	4
Initial Foster Care	IF	12	12	12	9	3
Permanency	PH	9	9	9	7	2
Petition	PT	3	4	4	1	3
Child at Risk	RI	2	4	4	1	3
Status	ST	0	4	4	0	4
Traffic	T	2	6	7	2	5
Term Parental Rights	TP	2	2	2	0	2
Truancy	TR	0	2	2	1	1
Voluntary Continuing Services Agreement	VA	1	1	1	1	-
<b>Juvenile Total</b>		<b>150</b>	<b>372</b>	<b>373</b>	<b>116</b>	<b>256</b>
<b>Charlottesville Totals</b>		<b>243</b>	<b>644</b>	<b>645</b>	<b>214</b>	<b>430</b>



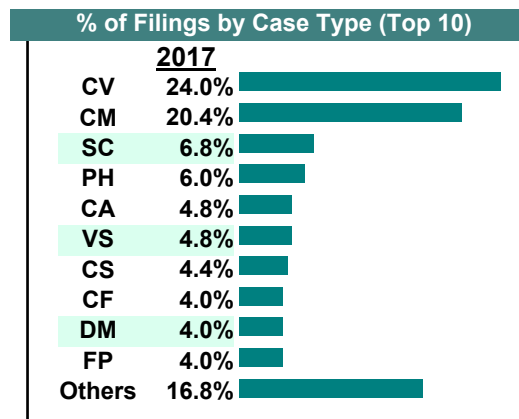
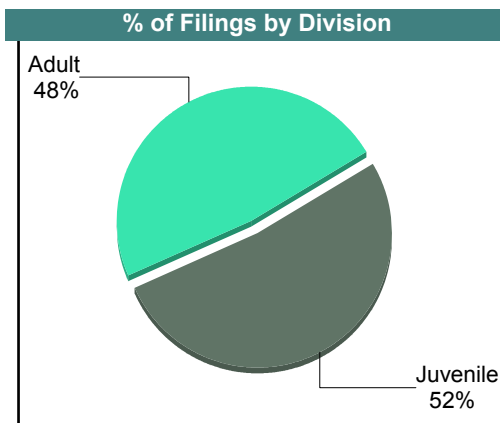

		<u>Filings</u>	<u>Hearings</u>	<u>Transactions</u>	<u>Concluded</u>	<u>Cont</u>
<b>Adult</b>						
Non-Family Abuse Prot Order	AP	0	1	1	1	-
Bond Forfeiture	BF	0	1	1	0	1
Capias	CA	12	48	48	18	30
Felony	CF	9	31	31	10	21
Misdemeanor	CM	41	123	123	36	87
Family Abuse - Prot Order	FP	6	16	16	8	8
Motion - Prot Order	MP	3	3	3	3	-
Other	OT	1	1	1	1	-
Violation of PO	PV	3	3	3	3	-
Show Cause	SC	23	70	70	25	45
SL/Other	SL	2	2	2	2	-
Civil Support	VS	6	33	33	12	21
<b>Adult Total</b>		<b>106</b>	<b>332</b>	<b>332</b>	<b>119</b>	<b>213</b>

		<u>Filings</u>	<u>Hearings</u>	<u>Transactions</u>	<u>Concluded</u>	<u>Cont</u>
<b>Juvenile</b>						
Abuse or Neglect	AN	4	16	16	9	7
Child in Need of Services	CS	6	29	29	8	21
Custody Visitation	CV	46	211	211	70	137
Felony	DF	1	25	25	8	17
Misdemeanor	DM	4	34	34	6	28
Foster Care Review	FC	14	14	14	14	-
Initial Foster Care	IF	1	1	1	1	-
Permanency	PH	8	8	8	8	-
Petition	PT	3	4	4	0	4
Child at Risk	RI	1	1	1	0	1
Status	ST	3	3	3	1	2
Traffic	T	4	4	7	3	4
Term Parental Rights	TP	3	5	5	5	-
Truancy	TR	4	7	7	3	4
<b>Juvenile Total</b>		<b>102</b>	<b>362</b>	<b>365</b>	<b>136</b>	<b>225</b>

<b>Charlottesville Totals</b>		<b>208</b>	<b>694</b>	<b>697</b>	<b>255</b>	<b>438</b>
-------------------------------	--	------------	------------	------------	------------	------------



		<u>Filings</u>	<u>Hearings</u>	<u>Transactions</u>	<u>Concluded</u>	<u>Cont</u>
<b>Adult</b>						
Non-Family Abuse Prot Order	AP	0	1	1	0	1
Bond Forfeiture	BF	1	1	1	0	1
Capias	CA	12	37	37	14	23
Felony	CF	10	27	27	5	22
Misdemeanor	CM	51	101	101	27	74
Family Abuse - Prot Order	FP	10	21	21	10	11
Motion - Prot Order	MP	1	1	1	1	-
Violation of PO	PV	5	5	5	5	-
Show Cause	SC	17	63	63	16	47
SL/Other	SL	1	1	1	1	-
Civil Support	VS	12	35	35	15	20
<b>Adult Total</b>		<b>120</b>	<b>293</b>	<b>293</b>	<b>94</b>	<b>199</b>
<b>Juvenile</b>						
Abuse or Neglect	AN	8	20	20	3	17
Child in Need of Services	CS	11	12	12	3	8
Custody Visitation	CV	60	190	190	74	116
Felony	DF	4	49	49	2	47
Misdemeanor	DM	10	52	52	17	35
Entrustment	ET	3	3	3	3	-
Foster Care Review	FC	4	5	5	5	-
Initial Foster Care	IF	3	3	3	3	-
Permanency	PH	15	16	16	16	-
Petition	PT	4	5	5	4	1
Status	ST	0	2	2	1	1
Traffic	T	4	9	10	6	4
Term Parental Rights	TP	3	4	4	4	-
Truancy	TR	0	1	1	1	-
Voluntary Continuing Services Agreement	VA	1	1	1	1	-
<b>Juvenile Total</b>		<b>130</b>	<b>372</b>	<b>373</b>	<b>143</b>	<b>229</b>
<b>Charlottesville Totals</b>		<b>250</b>	<b>665</b>	<b>666</b>	<b>237</b>	<b>428</b>





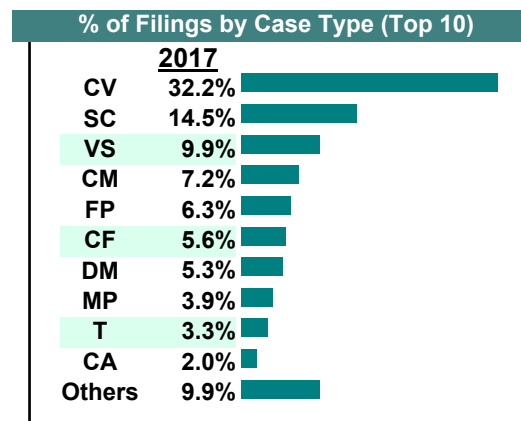
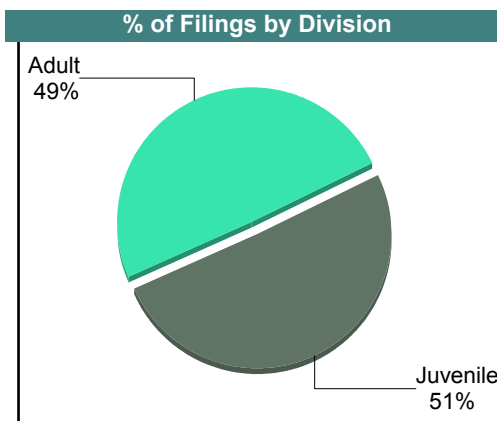

# CASELOAD STATISTICS OF THE JUVENILE & DOMESTIC RELATIONS COURTS

December 2017

Culpeper

District: 16

		Filings	Hearings	Transactions	Concluded	Cont
<b>Adult</b>						
Capias	CA	5	11	11	2	9
Felony	CF	17	40	40	9	31
Misdemeanor	CM	22	84	84	20	64
Family Abuse - Prot Order	FP	17	34	34	18	16
Motion - Prot Order	MP	10	11	11	9	2
Other	OT	3	3	3	2	1
Remand Support	RS	3	3	3	3	-
Show Cause	SC	42	124	124	57	67
SL/Other	SL	1	2	2	2	-
Civil Support	VS	30	62	62	35	27
<b>Adult Total</b>		<b>150</b>	<b>374</b>	<b>374</b>	<b>157</b>	<b>217</b>
<b>Juvenile</b>						
Abuse or Neglect	AN	2	6	6	1	5
Non-Family Abuse Prot Order	AP	0	2	2	2	-
Capias	CA	1	2	2	0	2
Child in Need of Services	CS	1	7	7	3	4
Custody Visitation	CV	98	284	284	130	154
Felony	DF	2	15	15	1	14
Misdemeanor	DM	16	59	59	10	49
Emancipation	EP	1	1	1	1	-
Foster Care Review	FC	1	1	1	1	-
Family Abuse - Prot Order	FP	2	3	3	1	2
Initial Foster Care	IF	1	1	1	1	-
Motion - Prot Order	MP	2	2	2	2	-
Permanency	PH	1	2	2	2	-
Remand Custody	RC	2	2	2	2	-
Child at Risk	RI	2	13	13	5	8
Remand Visitation	RV	3	3	3	3	-
Show Cause	SC	2	3	3	1	2
Status	ST	4	9	9	1	8
Traffic	T	10	9	13	8	5
Term Parental Rights	TP	2	2	2	0	2
Truancy	TR	0	4	4	1	3
Voluntary Continuing Services Agreement	VA	1	1	1	1	-
<b>Juvenile Total</b>		<b>154</b>	<b>431</b>	<b>435</b>	<b>177</b>	<b>258</b>
<b>Culpeper Totals</b>		<b>304</b>	<b>805</b>	<b>809</b>	<b>334</b>	<b>475</b>



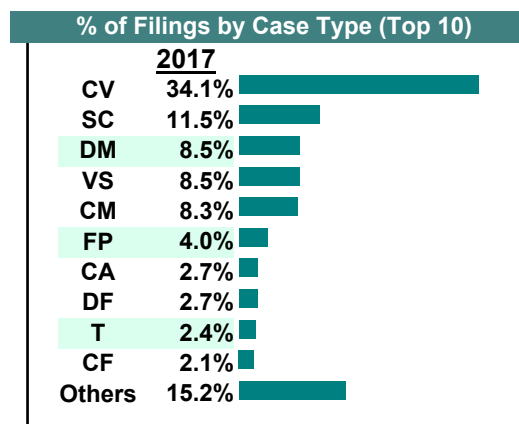
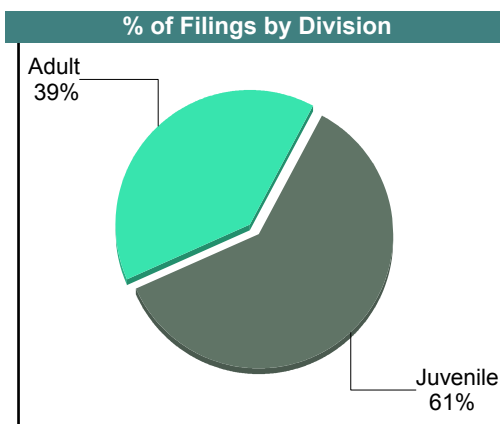
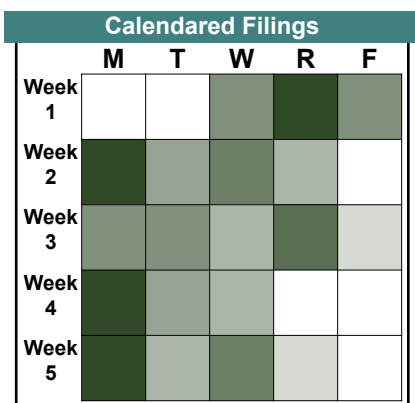
**CASELOAD STATISTICS OF THE JUVENILE & DOMESTIC RELATIONS COURTS**

November 2017

**Culpeper**

District: 16

		<u>Filings</u>	<u>Hearings</u>	<u>Transactions</u>	<u>Concluded</u>	<u>Cont</u>
<b><u>Adult</u></b>						
Capias	CA	9	18	18	11	7
Felony	CF	8	30	30	9	21
Misdemeanor	CM	31	90	90	37	53
Family Abuse - Prot Order	FP	15	33	33	15	18
Motion - Prot Order	MP	5	5	5	5	-
Violation of PO	PV	6	6	6	6	-
Show Cause	SC	39	147	147	53	94
SL/Other	SL	3	3	3	2	1
Civil Support	VS	32	57	57	30	27
<b>Adult Total</b>		<b>148</b>	<b>389</b>	<b>389</b>	<b>168</b>	<b>221</b>
<b><u>Juvenile</u></b>						
Abuse or Neglect	AN	1	14	14	6	8
Non-Family Abuse Prot Order	AP	2	3	3	0	3
Capias	CA	1	3	3	1	2
Child in Need of Services	CS	5	10	10	3	7
Custody Visitation	CV	128	295	295	110	185
Felony	DF	10	35	35	15	20
Misdemeanor	DM	32	84	84	18	66
Foster Care Review	FC	3	3	3	3	-
Initial Foster Care	IF	1	1	1	1	-
Permanency	PH	7	8	8	5	3
Petition	PT	0	2	2	2	-
Remand Custody	RC	4	4	4	4	-
Child at Risk	RI	6	17	17	6	11
Remand Visitation	RV	4	4	4	4	-
Show Cause	SC	4	5	5	2	3
Status	ST	4	17	17	1	16
Traffic	T	9	11	15	11	4
Term Parental Rights	TP	4	8	8	4	4
Truancy	TR	2	5	5	1	4
<b>Juvenile Total</b>		<b>227</b>	<b>529</b>	<b>533</b>	<b>197</b>	<b>336</b>
<b>Culpeper Totals</b>		<b>375</b>	<b>918</b>	<b>922</b>	<b>365</b>	<b>557</b>



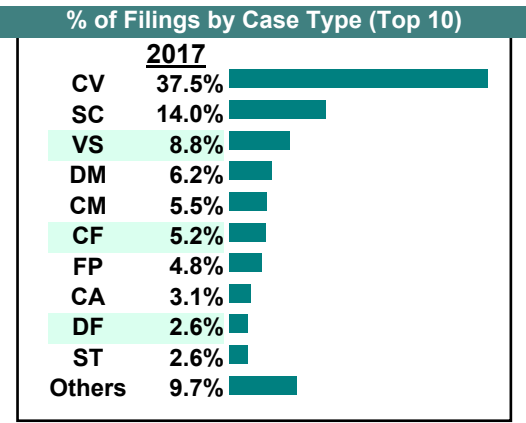
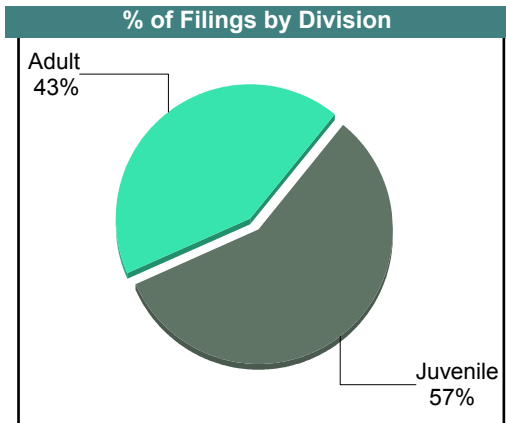
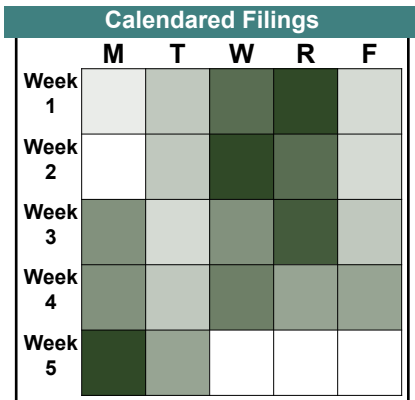
# CASELOAD STATISTICS OF THE JUVENILE & DOMESTIC RELATIONS COURTS

October 2017

Culpeper

District: 16

		<u>Filings</u>	<u>Hearings</u>	<u>Transactions</u>	<u>Concluded</u>	<u>Cont</u>
<b>Adult</b>						
Non-Family Abuse Prot Order	AP	1	1	1	1	-
Capias	CA	12	21	21	13	8
Felony	CF	22	35	35	20	15
Misdemeanor	CM	23	76	76	23	53
Family Abuse - Prot Order	FP	20	35	35	16	19
Motion - Prot Order	MP	2	2	2	2	-
Violation of PO	PV	1	1	1	1	-
Remand Support	RS	1	1	1	1	-
Show Cause	SC	59	141	141	44	97
SL/Other	SL	1	1	1	1	-
Civil Support	VS	37	78	78	37	41
<b>Adult Total</b>		<b>179</b>	<b>392</b>	<b>392</b>	<b>159</b>	<b>233</b>
<b>Juvenile</b>						
Abuse or Neglect	AN	2	14	14	5	9
Non-Family Abuse Prot Order	AP	0	2	2	0	2
Capias	CA	1	1	1	0	1
Child in Need of Services	CS	5	18	18	5	13
Custody Visitation	CV	158	355	355	132	223
Felony	DF	11	33	33	6	27
Misdemeanor	DM	26	67	67	20	47
Initial Foster Care	IF	2	2	2	2	-
Permanency	PH	2	3	3	3	-
Petition	PT	1	2	2	0	2
Remand Custody	RC	2	2	2	2	-
Child at Risk	RI	7	21	21	1	20
Remand Visitation	RV	2	2	2	2	-
Show Cause	SC	0	5	5	2	3
Status	ST	11	16	16	6	10
Traffic	T	8	12	17	9	8
Term Parental Rights	TP	2	4	4	2	2
Truancy	TR	2	12	12	6	6
<b>Juvenile Total</b>		<b>242</b>	<b>571</b>	<b>576</b>	<b>203</b>	<b>373</b>
<b>Culpeper Totals</b>		<b>421</b>	<b>963</b>	<b>968</b>	<b>362</b>	<b>606</b>



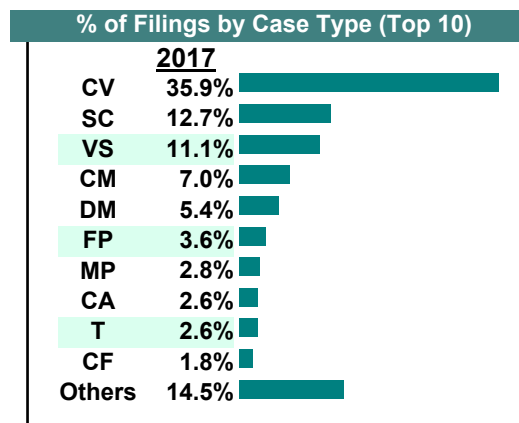
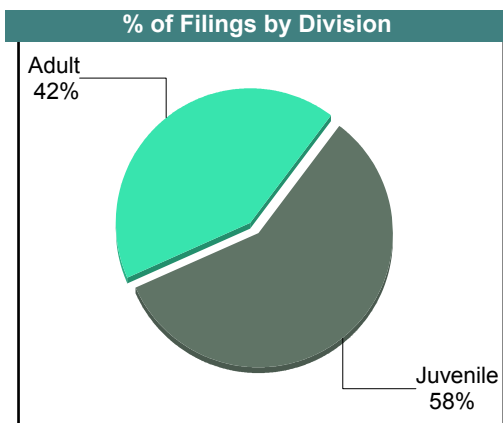

**CASELOAD STATISTICS OF THE JUVENILE & DOMESTIC RELATIONS COURTS**

September 2017

**Culpeper**

District: 16

		<u>Filings</u>	<u>Hearings</u>	<u>Transactions</u>	<u>Concluded</u>	<u>Cont</u>
<b><u>Adult</u></b>						
Capias	CA	9	17	17	8	9
Felony	CF	7	19	19	6	13
Misdemeanor	CM	27	76	76	16	60
Family Abuse - Prot Order	FP	14	31	31	18	13
Motion - Prot Order	MP	9	10	10	10	-
Other	OT	1	1	1	1	-
Remand Support	RS	5	5	5	5	-
Show Cause	SC	47	147	147	45	102
Civil Support	VS	43	75	75	41	34
<b>Adult Total</b>		<b>162</b>	<b>381</b>	<b>381</b>	<b>150</b>	<b>231</b>
<b><u>Juvenile</u></b>						
Abuse or Neglect	AN	2	18	18	3	15
Non-Family Abuse Prot Order	AP	3	6	6	3	3
Capias	CA	1	3	3	3	-
Child in Need of Services	CS	2	14	14	6	8
Custody Visitation	CV	139	363	363	157	206
Felony	DF	3	29	29	13	16
Misdemeanor	DM	21	54	54	12	42
Foster Care Review	FC	6	6	6	6	-
Motion - Prot Order	MP	2	3	3	3	-
Permanency	PH	5	10	10	8	2
Petition	PT	1	2	2	0	2
Remand Custody	RC	7	7	7	7	-
Child at Risk	RI	3	11	11	5	6
Remand Visitation	RV	7	7	7	7	-
Show Cause	SC	2	3	3	0	3
Status	ST	5	8	8	2	6
Traffic	T	10	13	15	7	8
Term Parental Rights	TP	2	12	12	8	4
Truancy	TR	2	6	6	2	4
Voluntary Continuing Services Agreement	VA	2	2	2	2	-
<b>Juvenile Total</b>		<b>225</b>	<b>577</b>	<b>579</b>	<b>254</b>	<b>325</b>
<b>Culpeper Totals</b>		<b>387</b>	<b>958</b>	<b>960</b>	<b>404</b>	<b>556</b>



# CASELOAD STATISTICS OF THE JUVENILE & DOMESTIC RELATIONS COURTS

Culpeper

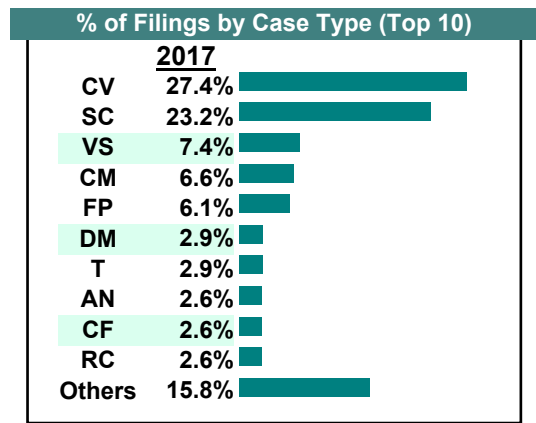
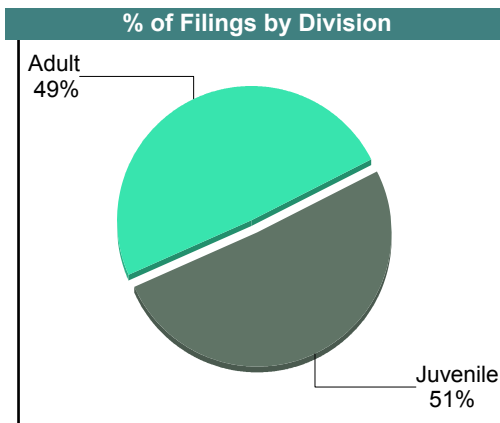

District: 16

August 2017

		Filings	Hearings	Transactions	Concluded	Cont
<b>Adult</b>						
Capias	CA	3	16	16	5	11
Felony	CF	10	15	15	4	11
Misdemeanor	CM	25	62	62	21	41
Family Abuse - Prot Order	FP	23	47	47	24	23
Motion - Prot Order	MP	3	3	3	2	1
Other	OT	1	1	1	1	-
Violation of PO	PV	1	1	1	1	-
Remand Support	RS	5	5	5	5	-
Show Cause	SC	88	205	205	87	118
SL/Other	SL	0	1	1	1	-
Civil Support	VS	28	76	76	43	33
<b>Adult Total</b>		<b>187</b>	<b>432</b>	<b>432</b>	<b>194</b>	<b>238</b>

<b>Juvenile</b>						
Abuse or Neglect	AN	10	23	23	8	15
Non-Family Abuse Prot Order	AP	2	4	4	0	4
Capias	CA	0	2	2	0	2
Child in Need of Services	CS	5	22	22	9	13
Custody Visitation	CV	104	391	391	169	222
Felony	DF	7	18	18	2	16
Misdemeanor	DM	11	34	34	10	24
Foster Care Review	FC	4	4	4	4	-
Initial Foster Care	IF	3	3	3	3	-
Motion - Prot Order	MP	1	1	1	0	1
Permanency	PH	4	8	8	4	4
Petition	PT	2	2	2	2	-
Remand Custody	RC	10	10	10	10	-
Child at Risk	RI	7	9	9	2	7
Remand Visitation	RV	10	10	10	10	-
Show Cause	SC	0	3	3	1	2
Status	ST	2	6	6	4	2
Traffic	T	11	8	12	9	3
Term Parental Rights	TP	0	8	8	0	8
Truancy	TR	0	5	5	3	2
<b>Juvenile Total</b>		<b>193</b>	<b>571</b>	<b>575</b>	<b>250</b>	<b>325</b>

<b>Culpeper Totals</b>		<b>380</b>	<b>1,003</b>	<b>1,007</b>	<b>444</b>	<b>563</b>
------------------------	--	------------	--------------	--------------	------------	------------



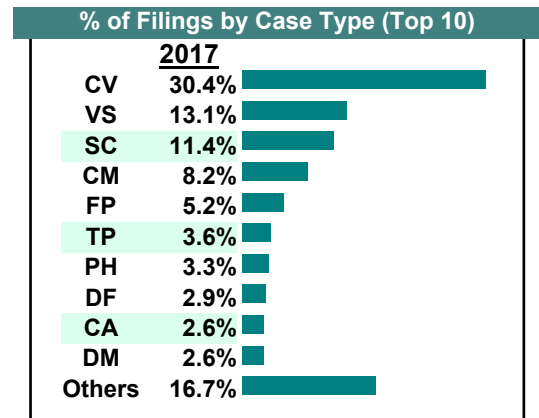
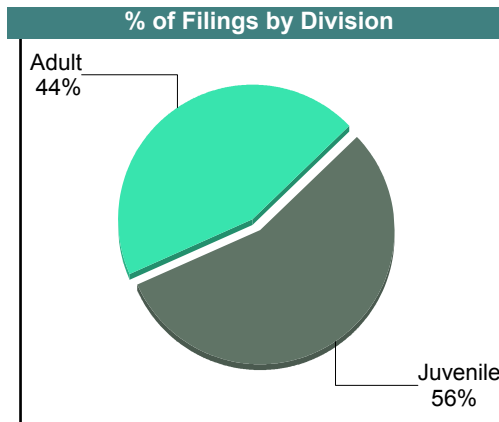
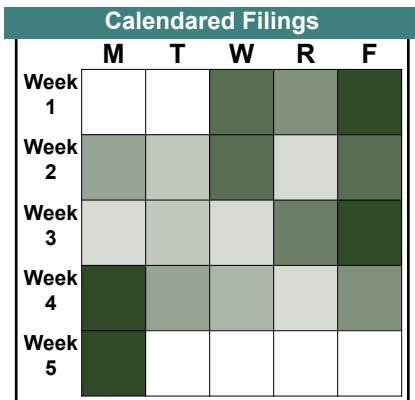
# CASELOAD STATISTICS OF THE JUVENILE & DOMESTIC RELATIONS COURTS

July 2017

Culpeper

District: 16

		<u>Filings</u>	<u>Hearings</u>	<u>Transactions</u>	<u>Concluded</u>	<u>Cont</u>
<b>Adult</b>						
Capias	CA	7	14	14	6	8
Felony	CF	4	10	10	2	8
Misdemeanor	CM	25	54	54	12	42
Family Abuse - Prot Order	FP	16	33	33	17	16
Motion - Prot Order	MP	5	7	7	6	1
Other	OT	3	3	3	3	-
Remand Support	RS	2	2	2	2	-
Show Cause	SC	34	135	135	67	68
Civil Support	VS	40	77	77	42	35
<b>Adult Total</b>		<b>136</b>	<b>335</b>	<b>335</b>	<b>157</b>	<b>178</b>
<b>Juvenile</b>						
Abuse or Neglect	AN	3	15	15	2	13
Capias	CA	1	2	2	2	-
Child in Need of Services	CS	1	9	9	5	4
Custody Visitation	CV	93	296	296	124	172
Felony	DF	9	35	35	16	19
Misdemeanor	DM	8	45	45	10	35
Foster Care Review	FC	6	6	6	6	-
Initial Foster Care	IF	2	2	2	2	-
Permanency	PH	10	10	10	5	5
Petition	PT	0	1	1	1	-
Remand Custody	RC	5	5	5	5	-
Child at Risk	RI	2	5	5	0	5
Remand Visitation	RV	5	5	5	5	-
Show Cause	SC	1	9	9	5	4
Status	ST	4	8	8	3	5
Traffic	T	8	9	10	7	3
Term Parental Rights	TP	11	14	14	4	10
Truancy	TR	1	5	5	2	3
<b>Juvenile Total</b>		<b>170</b>	<b>481</b>	<b>482</b>	<b>204</b>	<b>278</b>
<b>Culpeper Totals</b>		<b>306</b>	<b>816</b>	<b>817</b>	<b>361</b>	<b>456</b>



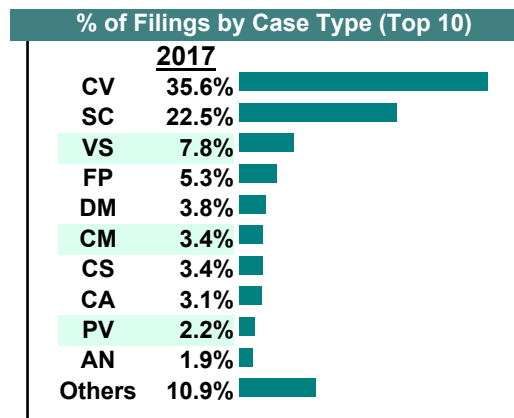
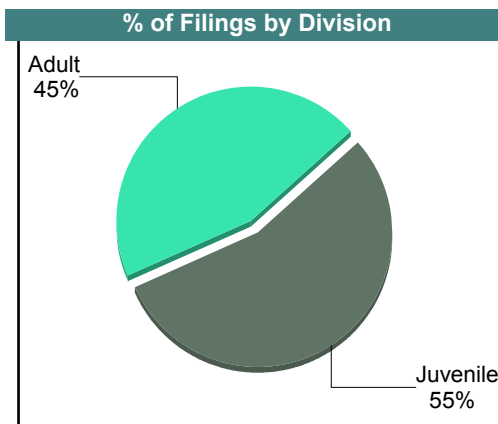

# CASELOAD STATISTICS OF THE JUVENILE & DOMESTIC RELATIONS COURTS

June 2017

Culpeper

District: 16

		Filings	Hearings	Transactions	Concluded	Cont
<b>Adult</b>						
Capias	CA	7	12	12	8	4
Felony	CF	3	12	12	3	9
Misdemeanor	CM	11	60	60	26	34
Family Abuse - Prot Order	FP	17	34	34	12	22
Motion - Prot Order	MP	2	2	2	2	-
Other	OT	1	2	2	2	-
Violation of PO	PV	7	7	7	7	-
Remand Support	RS	1	1	1	1	-
Show Cause	SC	69	174	174	64	110
SL/Other	SL	1	1	1	1	-
Civil Support	VS	25	63	63	19	44
<b>Adult Total</b>		<b>144</b>	<b>368</b>	<b>368</b>	<b>145</b>	<b>223</b>
<b>Juvenile</b>						
Abuse or Neglect	AN	6	22	22	6	16
Capias	CA	3	4	4	0	4
Child in Need of Services	CS	11	34	34	9	25
Custody Visitation	CV	114	416	416	128	288
Felony	DF	2	32	32	8	24
Misdemeanor	DM	12	54	54	16	38
Foster Care Review	FC	4	5	5	4	1
Permanency	PH	2	2	2	2	-
Petition	PT	2	5	5	3	2
Remand Custody	RC	2	2	2	2	-
Child at Risk	RI	1	7	7	5	2
Remand Visitation	RV	2	2	2	2	-
Show Cause	SC	3	13	13	1	12
Status	ST	4	11	11	5	6
Traffic	T	4	7	7	5	2
Truancy	TR	4	11	11	5	6
<b>Juvenile Total</b>		<b>176</b>	<b>627</b>	<b>627</b>	<b>201</b>	<b>426</b>
<b>Culpeper Totals</b>		<b>320</b>	<b>995</b>	<b>995</b>	<b>346</b>	<b>649</b>



# CASELOAD STATISTICS OF THE JUVENILE & DOMESTIC RELATIONS COURTS

May 2017

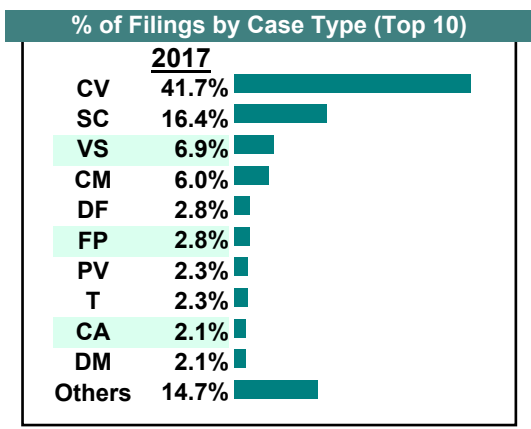
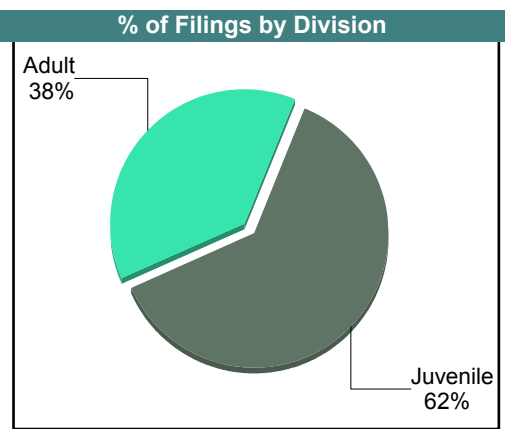

Culpeper

District: 16

		Filings	Hearings	Transactions	Concluded	Cont
<b>Adult</b>						
Non-Family Abuse Prot Order	AP	1	4	4	3	1
Bond Forfeiture	BF	1	1	1	1	-
Capias	CA	9	21	21	9	12
Felony	CF	3	29	29	20	9
Misdemeanor	CM	26	79	79	31	48
Family Abuse - Prot Order	FP	12	28	28	17	11
Motion - Prot Order	MP	3	3	3	3	-
Other	OT	0	2	2	1	1
Violation of PO	PV	10	10	10	10	-
Remand Support	RS	1	1	1	1	-
Show Cause	SC	68	160	160	42	118
SL/Other	SL	0	2	2	2	-
Civil Support	VS	30	90	90	48	42
<b>Adult Total</b>		<b>164</b>	<b>430</b>	<b>430</b>	<b>188</b>	<b>242</b>

<b>Juvenile</b>						
Abuse or Neglect	AN	5	18	18	5	13
Non-Family Abuse Prot Order	AP	0	1	1	1	-
Child in Need of Services	CS	8	28	28	9	19
Custody Visitation	CV	181	401	401	129	272
Felony	DF	12	23	23	0	23
Misdemeanor	DM	9	34	34	7	27
Foster Care Review	FC	6	8	8	6	2
Initial Foster Care	IF	7	9	9	8	1
Juv Support	JS	0	2	2	2	-
Motion - Prot Order	MP	1	1	1	1	-
Permanency	PH	6	9	9	6	3
Petition	PT	2	8	8	5	3
Remand Custody	RC	2	2	2	2	-
Child at Risk	RI	0	14	14	9	5
Remand Visitation	RV	2	2	2	2	-
Show Cause	SC	3	7	7	3	4
Status	ST	9	13	13	7	6
Traffic	T	10	10	12	10	2
Term Parental Rights	TP	0	3	3	0	3
Truancy	TR	6	13	13	2	11
Voluntary Continuing Services Agreement	VA	1	1	1	1	-
<b>Juvenile Total</b>		<b>270</b>	<b>607</b>	<b>609</b>	<b>215</b>	<b>394</b>

<b>Culpeper Totals</b>		<b>434</b>	<b>1,037</b>	<b>1,039</b>	<b>403</b>	<b>636</b>
------------------------	--	------------	--------------	--------------	------------	------------





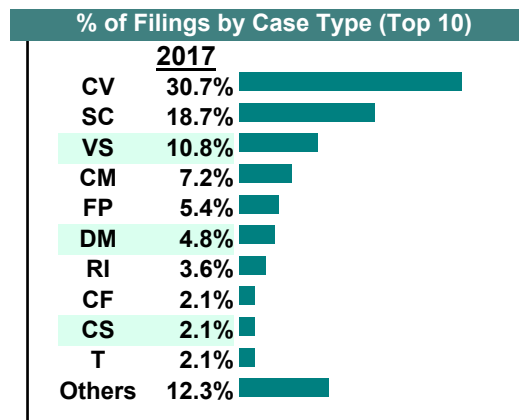
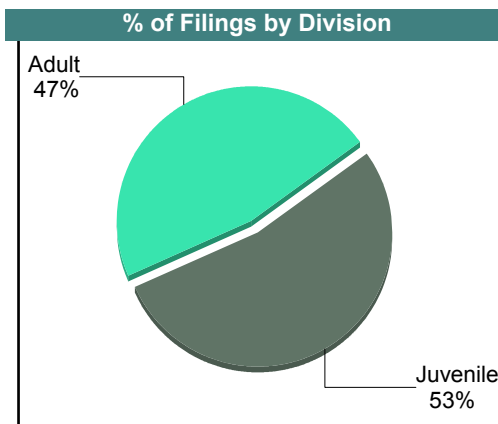
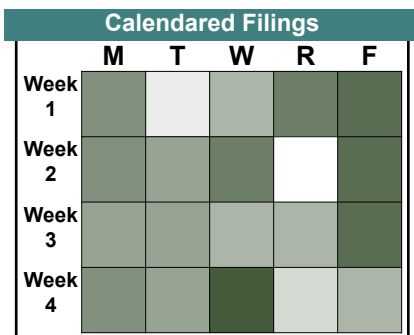
**CASELOAD STATISTICS OF THE JUVENILE & DOMESTIC RELATIONS COURTS**

April 2017

**Culpeper**

District: 16

		<u>Filings</u>	<u>Hearings</u>	<u>Transactions</u>	<u>Concluded</u>	<u>Cont</u>
<b>Adult</b>						
Non-Family Abuse Prot Order	AP	2	2	2	0	2
Capias	CA	3	18	18	5	13
Felony	CF	7	21	21	5	16
Misdemeanor	CM	24	80	80	28	52
Family Abuse - Prot Order	FP	18	36	36	16	20
Motion - Prot Order	MP	3	5	5	4	1
Show Cause	SC	60	130	130	41	89
SL/Other	SL	2	4	4	1	3
Civil Support	VS	36	83	83	40	43
<b>Adult Total</b>		<b>155</b>	<b>379</b>	<b>379</b>	<b>140</b>	<b>239</b>
<b>Juvenile</b>						
Abuse or Neglect	AN	3	9	9	0	9
Non-Family Abuse Prot Order	AP	3	6	6	4	2
Capias	CA	0	1	1	1	-
Custody Relief	CR	1	1	1	1	-
Child in Need of Services	CS	7	26	26	6	20
Custody Visitation	CV	102	260	260	99	161
Felony	DF	4	22	22	0	22
Misdemeanor	DM	16	47	47	6	41
Foster Care Review	FC	4	4	4	4	-
Initial Foster Care	IF	2	2	2	1	1
Motion - Prot Order	MP	2	2	2	2	-
Permanency	PH	5	5	5	5	-
Petition	PT	1	5	5	3	2
Child at Risk	RI	12	32	32	5	27
Show Cause	SC	2	8	8	4	4
Status	ST	3	4	4	3	1
Traffic	T	7	5	7	6	1
Truancy	TR	3	12	12	5	7
<b>Juvenile Total</b>		<b>177</b>	<b>451</b>	<b>453</b>	<b>155</b>	<b>298</b>
<b>Culpeper Totals</b>		<b>332</b>	<b>830</b>	<b>832</b>	<b>295</b>	<b>537</b>



CASELOAD STATISTICS OF THE JUVENILE & DOMESTIC RELATIONS COURTS

March 2017

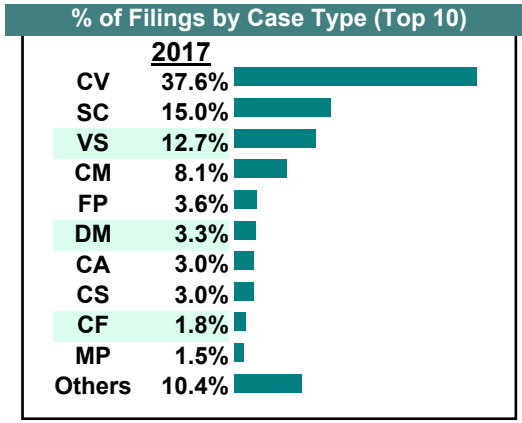
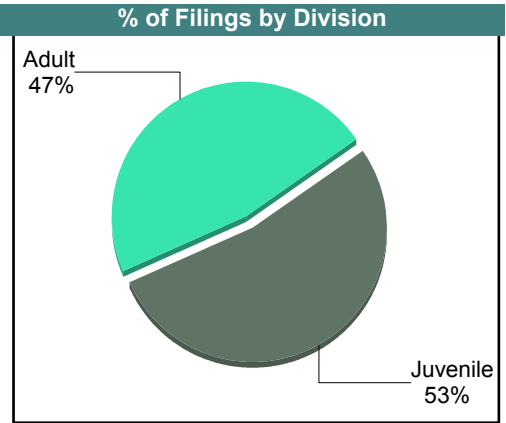
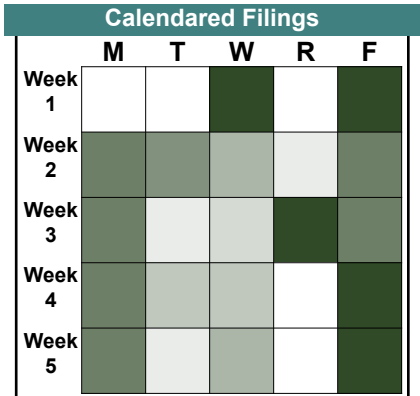
Culpeper

District: 16

		<u>Filings</u>	<u>Hearings</u>	<u>Transactions</u>	<u>Concluded</u>	<u>Cont</u>
<b>Adult</b>						
Non-Family Abuse Prot Order	AP	2	4	4	2	2
Capias	CA	12	26	26	16	10
Felony	CF	7	11	11	2	9
Misdemeanor	CM	32	81	81	26	55
Family Abuse - Prot Order	FP	13	25	25	14	11
Motion - Prot Order	MP	6	7	7	5	2
Other	OT	2	2	2	2	-
Remand Support	RS	1	1	1	1	-
Show Cause	SC	56	125	125	44	81
SL/Other	SL	4	4	4	3	1
Civil Support	VS	50	106	106	46	60
<b>Adult Total</b>		<b>185</b>	<b>392</b>	<b>392</b>	<b>161</b>	<b>231</b>

		<u>Filings</u>	<u>Hearings</u>	<u>Transactions</u>	<u>Concluded</u>	<u>Cont</u>
<b>Juvenile</b>						
Abuse or Neglect	AN	5	13	13	1	12
Non-Family Abuse Prot Order	AP	0	1	1	1	-
Capias	CA	0	1	1	0	1
Child in Need of Services	CS	12	31	31	4	27
Custody Visitation	CV	148	412	412	142	270
Felony	DF	3	20	20	7	13
Misdemeanor	DM	13	60	60	12	48
Foster Care Review	FC	4	4	4	4	-
Family Abuse - Prot Order	FP	1	1	1	1	-
Juv Support	JS	0	2	2	0	2
Petition	PT	2	8	8	1	7
Remand Custody	RC	2	2	2	2	-
Child at Risk	RI	4	11	11	0	11
Remand Visitation	RV	2	2	2	2	-
Show Cause	SC	3	17	17	6	11
Status	ST	0	2	2	1	1
Traffic	T	4	7	10	8	2
Truancy	TR	6	17	17	4	13
<b>Juvenile Total</b>		<b>209</b>	<b>611</b>	<b>614</b>	<b>196</b>	<b>418</b>

<b>Culpeper Totals</b>		<b>394</b>	<b>1,003</b>	<b>1,006</b>	<b>357</b>	<b>649</b>
------------------------	--	------------	--------------	--------------	------------	------------



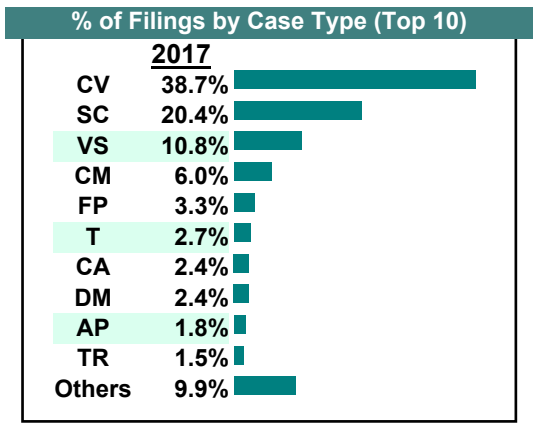
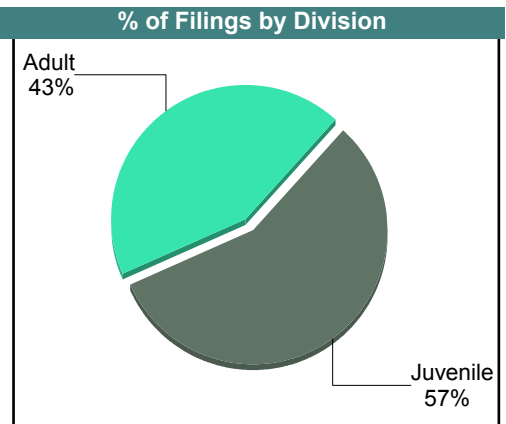
# CASELOAD STATISTICS OF THE JUVENILE & DOMESTIC RELATIONS COURTS

February 2017

**Culpeper**  
District: 16

		<u>Filings</u>	<u>Hearings</u>	<u>Transactions</u>	<u>Concluded</u>	<u>Cont</u>
<b><u>Adult</u></b>						
Non-Family Abuse Prot Order	AP	1	2	2	1	1
Capias	CA	7	15	15	6	9
Felony	CF	1	17	17	10	7
Misdemeanor	CM	20	85	85	18	67
Family Abuse - Prot Order	FP	11	20	20	9	11
Motion - Prot Order	MP	3	3	3	2	1
Violation of PO	PV	2	2	2	2	-
Remand Support	RS	2	2	2	2	-
Show Cause	SC	60	169	169	92	77
SL/Other	SL	1	1	1	0	1
Civil Support	VS	36	95	95	35	60
<b>Adult Total</b>		<b>144</b>	<b>411</b>	<b>411</b>	<b>177</b>	<b>234</b>
<b><u>Juvenile</u></b>						
Abuse or Neglect	AN	0	5	5	4	1
Non-Family Abuse Prot Order	AP	5	11	11	3	8
Capias	CA	1	2	2	2	-
Child in Need of Services	CS	4	28	28	6	22
Custody Visitation	CV	129	304	304	94	210
Felony	DF	3	17	17	5	12
Misdemeanor	DM	8	47	47	16	31
Entrustment	ET	0	1	1	1	-
Foster Care Review	FC	1	1	1	1	-
Initial Foster Care	IF	2	4	4	4	-
Juv Support	JS	1	2	2	0	2
Motion - Prot Order	MP	1	1	1	1	-
Permanency	PH	1	2	2	2	-
Petition	PT	3	5	5	1	4
Remand Custody	RC	2	2	2	2	-
Child at Risk	RI	3	7	7	1	6
Remand Visitation	RV	2	2	2	2	-
Show Cause	SC	8	11	11	3	8
Status	ST	1	4	4	2	2
Traffic	T	9	7	11	7	4
Term Parental Rights	TP	0	1	1	1	-
Truancy	TR	5	12	12	1	11
<b>Juvenile Total</b>		<b>189</b>	<b>476</b>	<b>480</b>	<b>159</b>	<b>321</b>
<b>Culpeper Totals</b>		<b>333</b>	<b>887</b>	<b>891</b>	<b>336</b>	<b>555</b>

Calendared Filings					
	M	T	W	R	F
Week 1					
Week 2					
Week 3					
Week 4					
Week 5					



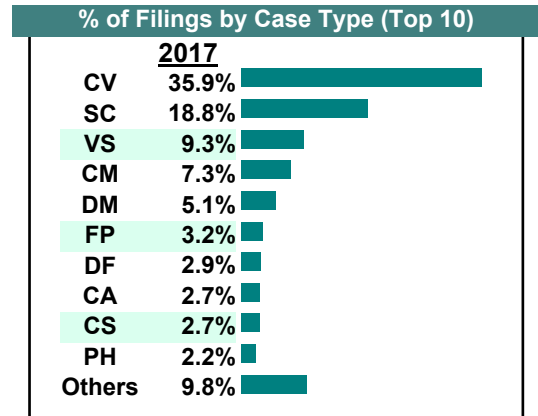
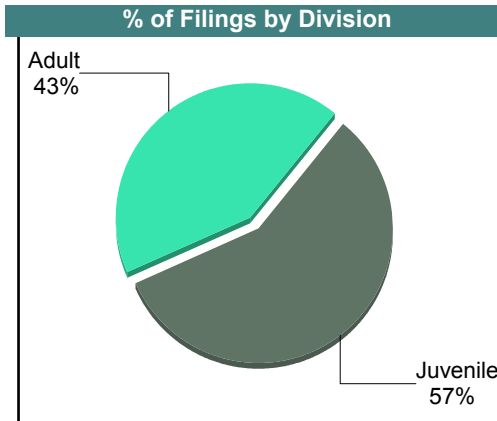
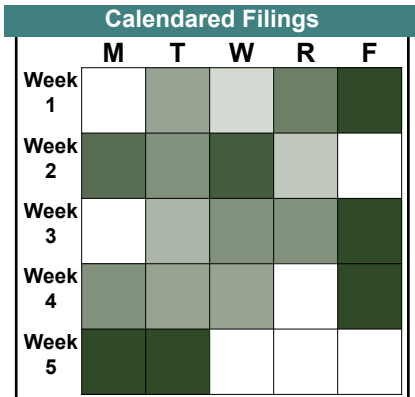
# CASELOAD STATISTICS OF THE JUVENILE & DOMESTIC RELATIONS COURTS

January 2017

Culpeper

District: 16

		<u>Filings</u>	<u>Hearings</u>	<u>Transactions</u>	<u>Concluded</u>	<u>Cont</u>
<b><u>Adult</u></b>						
Capias	CA	9	19	19	9	10
Felony	CF	7	19	19	6	13
Misdemeanor	CM	30	70	70	25	45
Family Abuse - Prot Order	FP	10	24	24	13	11
Other	OT	0	1	1	1	-
Violation of PO	PV	1	1	1	1	-
Remand Support	RS	2	2	2	2	-
Show Cause	SC	76	196	196	100	96
SL/Other	SL	1	1	1	1	-
Civil Support	VS	38	98	98	47	51
<b>Adult Total</b>		<b>174</b>	<b>431</b>	<b>431</b>	<b>205</b>	<b>226</b>
<b><u>Juvenile</u></b>						
Abuse or Neglect	AN	0	10	10	5	5
Non-Family Abuse Prot Order	AP	1	1	1	0	1
Capias	CA	2	3	3	2	1
Child in Need of Services	CS	11	22	22	7	15
Custody Visitation	CV	147	253	253	105	148
Felony	DF	12	43	43	12	31
Misdemeanor	DM	21	62	62	6	56
Entrustment	ET	2	2	2	1	1
Foster Care Review	FC	1	1	1	1	-
Family Abuse - Prot Order	FP	3	8	8	3	5
Initial Foster Care	IF	5	5	5	3	2
Permanency	PH	9	9	9	8	1
Petition	PT	4	4	4	0	4
Remand Custody	RC	2	2	2	2	-
Child at Risk	RI	1	2	2	1	1
Remand Visitation	RV	2	2	2	2	-
Show Cause	SC	1	8	8	2	6
Status	ST	3	9	9	4	5
Traffic	T	1	5	5	3	2
Term Parental Rights	TP	1	14	14	10	4
Truancy	TR	5	9	9	4	5
Voluntary Continuing Services Agreement	VA	1	1	1	1	-
<b>Juvenile Total</b>		<b>235</b>	<b>475</b>	<b>475</b>	<b>182</b>	<b>293</b>
<b>Culpeper Totals</b>		<b>409</b>	<b>906</b>	<b>906</b>	<b>387</b>	<b>519</b>



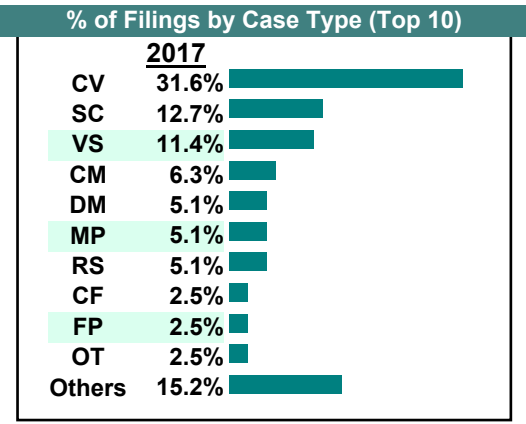
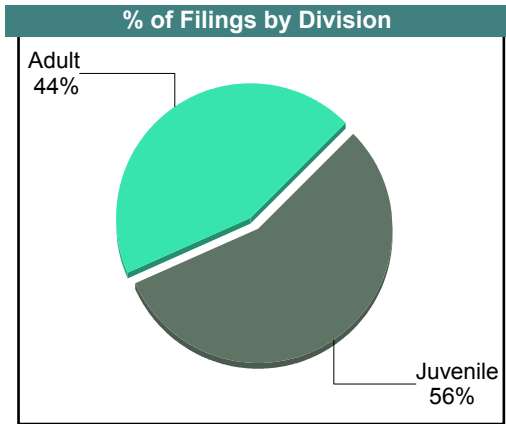
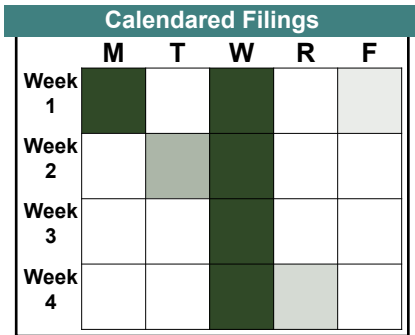
**CASELOAD STATISTICS OF THE JUVENILE & DOMESTIC RELATIONS COURTS**

December 2017

**Fluvanna**

District: 16

		<u>Filings</u>	<u>Hearings</u>	<u>Transactions</u>	<u>Concluded</u>	<u>Cont</u>
<b><u>Adult</u></b>						
Non-Family Abuse Prot Order	AP	1	2	2	0	2
Capias	CA	0	3	3	0	3
Felony	CF	2	6	6	2	4
Misdemeanor	CM	5	19	19	5	14
Family Abuse - Prot Order	FP	2	5	5	1	4
Other	OT	2	3	3	1	-
Remand Support	RS	4	4	4	4	-
Show Cause	SC	10	32	32	9	23
Civil Support	VS	9	21	21	9	12
<b>Adult Total</b>		<b>35</b>	<b>95</b>	<b>95</b>	<b>31</b>	<b>62</b>
<b><u>Juvenile</u></b>						
Abuse or Neglect	AN	0	13	13	9	4
Child in Need of Services	CS	0	3	3	1	1
Custody Visitation	CV	25	139	139	22	117
Felony	DF	1	9	9	3	6
Misdemeanor	DM	4	17	18	5	13
Initial Foster Care	IF	1	2	2	1	1
Motion - Prot Order	MP	4	7	7	3	4
Permanency	PH	1	1	1	1	-
Remand Custody	RC	2	2	2	2	-
Remand Visitation	RV	2	2	2	2	-
Show Cause	SC	0	1	1	1	-
Status	ST	2	3	3	1	2
Traffic	T	2	6	8	4	4
<b>Juvenile Total</b>		<b>44</b>	<b>205</b>	<b>208</b>	<b>55</b>	<b>152</b>
<b>Fluvanna Totals</b>		<b>79</b>	<b>300</b>	<b>303</b>	<b>86</b>	<b>214</b>



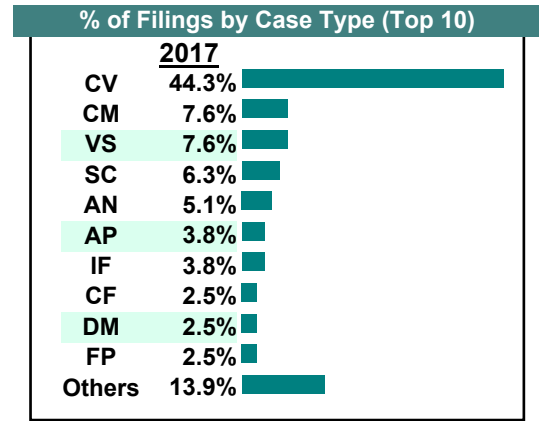
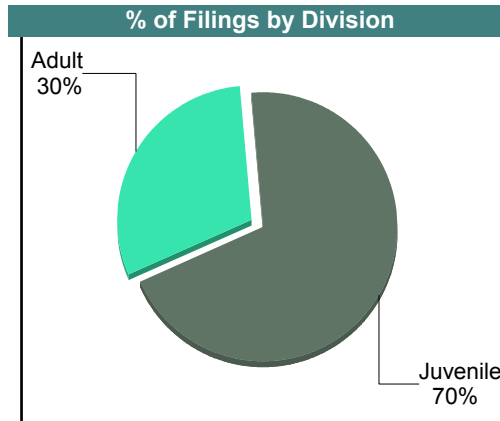

**CASELOAD STATISTICS OF THE JUVENILE & DOMESTIC RELATIONS COURTS**

November 2017

**Fluvanna**

District: 16

		<u>Filings</u>	<u>Hearings</u>	<u>Transactions</u>	<u>Concluded</u>	<u>Cont</u>
<b>Adult</b>						
Felony	CF	2	7	7	1	6
Misdemeanor	CM	6	20	20	8	12
Family Abuse - Prot Order	FP	2	6	6	3	3
Other	OT	1	1	1	0	1
Violation of PO	PV	2	3	3	2	1
Show Cause	SC	5	10	10	4	6
Civil Support	VS	6	10	10	5	5
<b>Adult Total</b>		<b>24</b>	<b>57</b>	<b>57</b>	<b>23</b>	<b>34</b>
<b>Juvenile</b>						
Abuse or Neglect	AN	4	13	13	0	13
Non-Family Abuse Prot Order	AP	3	7	7	3	4
Child in Need of Services	CS	1	4	4	0	4
Custody Visitation	CV	35	116	116	38	76
Felony	DF	0	4	4	1	3
Misdemeanor	DM	2	5	5	1	4
Initial Foster Care	IF	3	3	3	3	-
Permanency	PH	1	1	1	1	-
Petition	PT	2	2	2	0	2
Status	ST	1	2	2	0	2
Traffic	T	2	4	4	3	1
Voluntary Continuing Services Agreement	VA	1	1	1	1	-
<b>Juvenile Total</b>		<b>55</b>	<b>162</b>	<b>162</b>	<b>51</b>	<b>109</b>
<b>Fluvanna Totals</b>		<b>79</b>	<b>219</b>	<b>219</b>	<b>74</b>	<b>143</b>



# CASELOAD STATISTICS OF THE JUVENILE & DOMESTIC RELATIONS COURTS

October 2017

**Fluvanna**

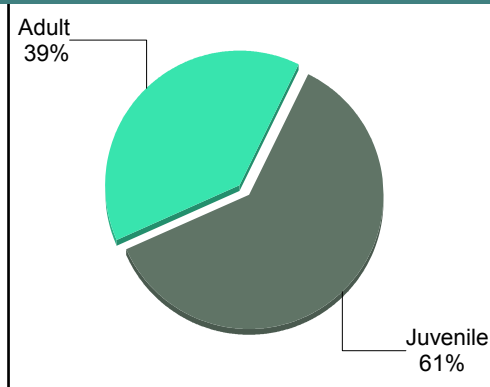
District: 16

		<u>Filings</u>	<u>Hearings</u>	<u>Transactions</u>	<u>Concluded</u>	<u>Cont</u>
<b><u>Adult</u></b>						
Capias	CA	2	6	6	4	2
Felony	CF	10	24	24	23	1
Misdemeanor	CM	6	22	22	10	12
Family Abuse - Prot Order	FP	1	4	4	3	1
Motion - Prot Order	MP	4	6	6	4	2
Remand Support	RS	2	2	2	2	-
Show Cause	SC	3	31	31	14	17
Civil Support	VS	9	23	23	12	11
<b>Adult Total</b>		<b>37</b>	<b>118</b>	<b>118</b>	<b>72</b>	<b>46</b>
<b><u>Juvenile</u></b>						
Abuse or Neglect	AN	1	4	4	2	2
Non-Family Abuse Prot Order	AP	0	1	1	1	-
Custody Relief	CR	2	2	2	1	1
Child in Need of Services	CS	2	5	5	1	4
Custody Visitation	CV	35	138	138	31	107
Felony	DF	2	4	4	1	3
Misdemeanor	DM	5	5	5	3	2
Foster Care Review	FC	3	3	3	3	-
Initial Foster Care	IF	2	2	2	2	-
Permanency	PH	1	1	1	1	-
Remand Custody	RC	1	1	1	1	-
Remand Visitation	RV	1	1	1	1	-
Show Cause	SC	0	2	2	1	1
Status	ST	1	3	3	1	2
Traffic	T	2	4	4	1	3
<b>Juvenile Total</b>		<b>58</b>	<b>176</b>	<b>176</b>	<b>51</b>	<b>125</b>
<b>Fluvanna Totals</b>		<b>95</b>	<b>294</b>	<b>294</b>	<b>123</b>	<b>171</b>

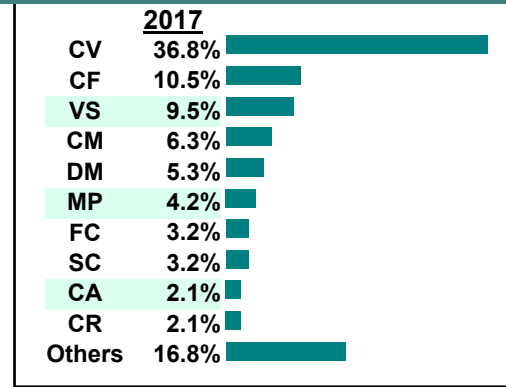
**Calendared Filings**

	<b>M</b>	<b>T</b>	<b>W</b>
Week 1	■		■
Week 2		■	■
Week 3		■	■
Week 4			■
Week 5		■	

**% of Filings by Division**



**% of Filings by Case Type (Top 10)**



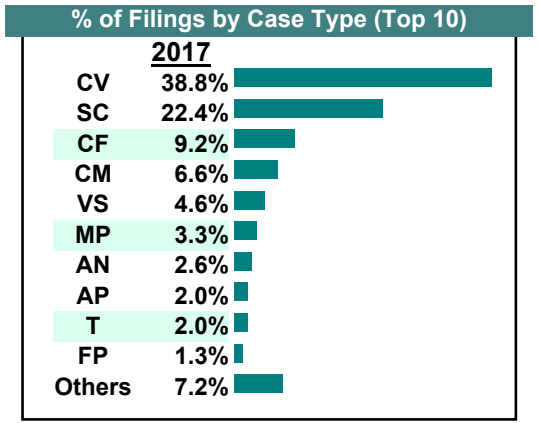
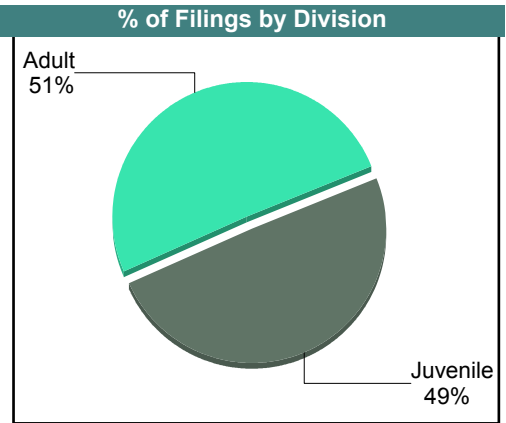
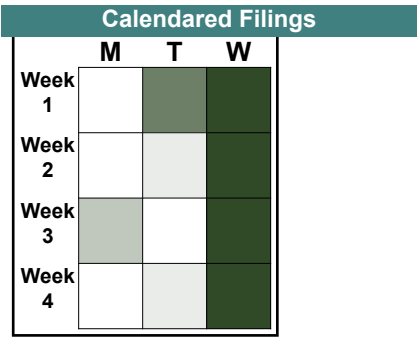
# CASELOAD STATISTICS OF THE JUVENILE & DOMESTIC RELATIONS COURTS

September 2017

Fluvanna

District: 16

		Filings	Hearings	Transactions	Concluded	Cont
<b>Adult</b>						
Non-Family Abuse Prot Order	AP	1	2	2	1	1
Capias	CA	1	6	6	3	3
Felony	CF	14	25	25	9	16
Misdemeanor	CM	10	43	43	23	20
Family Abuse - Prot Order	FP	2	9	9	3	6
Motion - Prot Order	MP	5	5	5	3	2
Other	OT	1	1	1	1	-
Remand Support	RS	2	2	2	2	-
Show Cause	SC	34	60	60	5	55
Civil Support	VS	7	21	21	8	13
<b>Adult Total</b>		<b>77</b>	<b>174</b>	<b>174</b>	<b>58</b>	<b>116</b>
<b>Juvenile</b>						
Abuse or Neglect	AN	4	15	15	4	11
Non-Family Abuse Prot Order	AP	2	4	4	1	3
Child in Need of Services	CS	1	5	5	2	3
Custody Visitation	CV	59	110	110	30	80
Felony	DF	1	9	9	4	5
Misdemeanor	DM	0	10	10	6	3
Permanency	PH	1	1	1	1	-
Petition	PT	1	1	1	1	-
Remand Custody	RC	1	1	1	1	-
Remand Visitation	RV	1	1	1	1	-
Show Cause	SC	0	1	1	0	1
Status	ST	1	3	3	2	1
Traffic	T	3	4	5	2	3
Truancy	TR	0	1	1	1	-
<b>Juvenile Total</b>		<b>75</b>	<b>166</b>	<b>167</b>	<b>56</b>	<b>110</b>
<b>Fluvanna Totals</b>		<b>152</b>	<b>340</b>	<b>341</b>	<b>114</b>	<b>226</b>





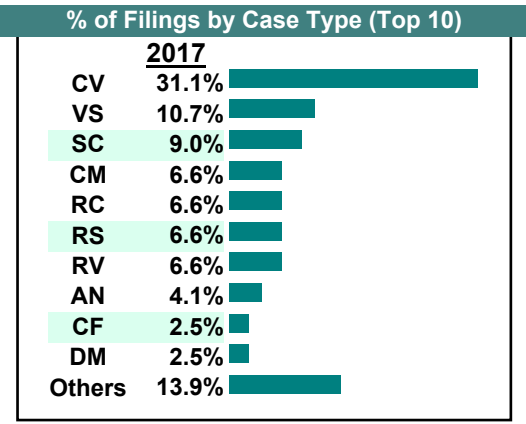
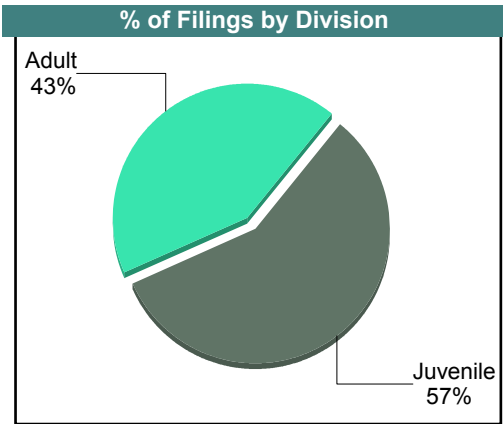

**CASELOAD STATISTICS OF THE JUVENILE & DOMESTIC RELATIONS COURTS**

**Fluvanna**

District: 16

August 2017

		Filings	Hearings	Transactions	Concluded	Cont
<b>Adult</b>						
Capias	CA	1	4	4	0	4
Felony	CF	3	12	12	3	9
Misdemeanor	CM	8	28	28	16	12
Family Abuse - Prot Order	FP	3	8	8	2	6
Motion - Prot Order	MP	3	5	5	5	-
Other	OT	1	1	1	1	-
Violation of PO	PV	1	1	1	1	-
Remand Support	RS	8	8	8	8	-
Show Cause	SC	11	55	55	28	27
Civil Support	VS	13	35	35	17	18
<b>Adult Total</b>		<b>52</b>	<b>157</b>	<b>157</b>	<b>81</b>	<b>76</b>
<b>Juvenile</b>						
Abuse or Neglect	AN	5	16	16	1	15
Non-Family Abuse Prot Order	AP	0	1	1	0	1
Child in Need of Services	CS	1	3	3	2	1
Custody Visitation	CV	38	162	162	64	98
Felony	DF	0	4	4	3	1
Misdemeanor	DM	3	6	6	3	3
Initial Foster Care	IF	1	1	1	1	-
Permanency	PH	1	1	1	1	-
Remand Custody	RC	8	8	8	8	-
Remand Visitation	RV	8	8	8	8	-
Status	ST	2	2	2	0	2
Traffic	T	3	3	4	3	1
<b>Juvenile Total</b>		<b>70</b>	<b>215</b>	<b>216</b>	<b>94</b>	<b>122</b>
<b>Fluvanna Totals</b>		<b>122</b>	<b>372</b>	<b>373</b>	<b>175</b>	<b>198</b>



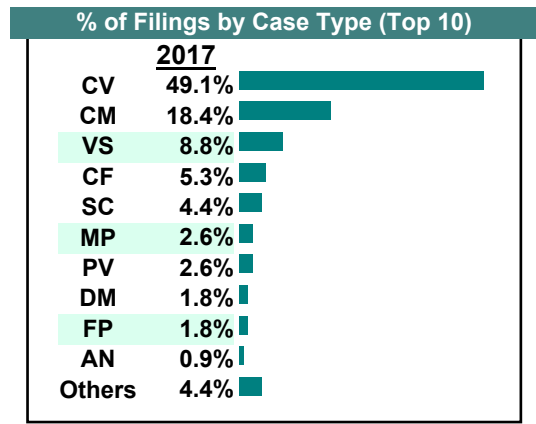
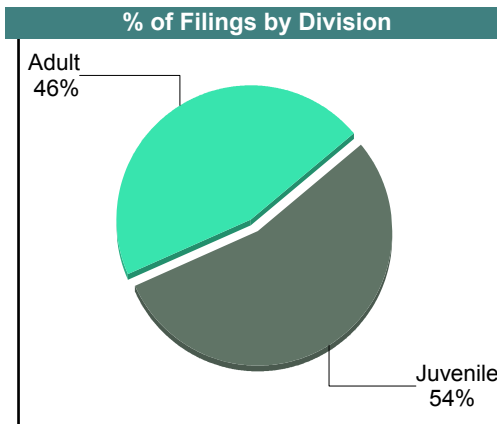
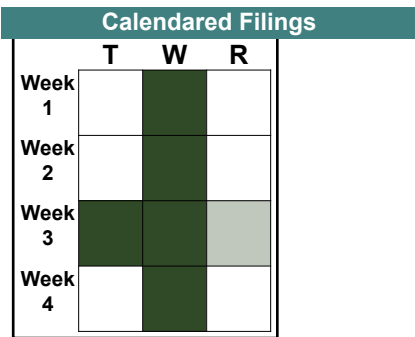
# CASELOAD STATISTICS OF THE JUVENILE & DOMESTIC RELATIONS COURTS

July 2017

**Fluvanna**

District: 16

		<u>Filings</u>	<u>Hearings</u>	<u>Transactions</u>	<u>Concluded</u>	<u>Cont</u>
<b>Adult</b>						
Bond Forfeiture	BF	1	1	1	1	-
Capias	CA	1	2	2	0	2
Felony	CF	6	14	14	4	10
Misdemeanor	CM	21	48	48	16	32
Family Abuse - Prot Order	FP	2	9	9	4	5
Motion - Prot Order	MP	3	4	4	1	3
Violation of PO	PV	3	3	3	3	-
Show Cause	SC	5	18	18	4	14
Civil Support	VS	10	16	16	2	14
<b>Adult Total</b>		<b>52</b>	<b>115</b>	<b>115</b>	<b>35</b>	<b>80</b>
<b>Juvenile</b>						
Abuse or Neglect	AN	1	1	1	0	1
Child in Need of Services	CS	1	2	2	1	1
Custody Visitation	CV	56	125	125	49	76
Felony	DF	0	10	10	1	9
Misdemeanor	DM	2	12	12	2	10
Permanency	PH	1	2	2	1	1
Traffic	T	1	5	6	2	4
<b>Juvenile Total</b>		<b>62</b>	<b>157</b>	<b>158</b>	<b>56</b>	<b>102</b>
<b>Fluvanna Totals</b>		<b>114</b>	<b>272</b>	<b>273</b>	<b>91</b>	<b>182</b>



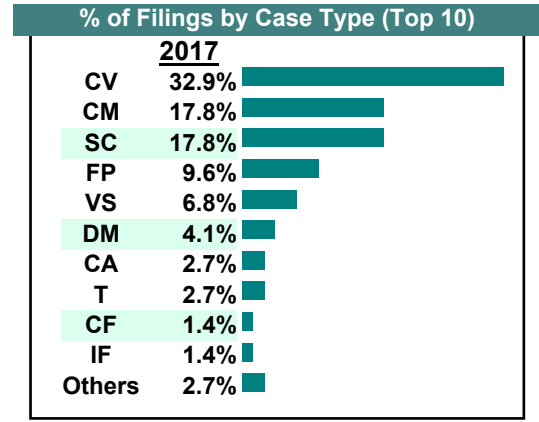
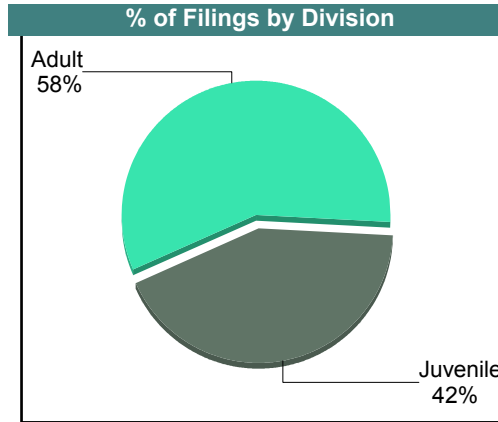
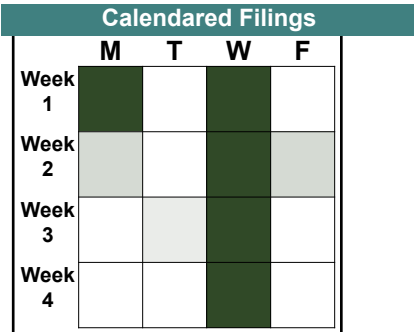
# CASELOAD STATISTICS OF THE JUVENILE & DOMESTIC RELATIONS COURTS

June 2017

**Fluvanna**

District: 16

		<u>Filings</u>	<u>Hearings</u>	<u>Transactions</u>	<u>Concluded</u>	<u>Cont</u>
<b>Adult</b>						
Capias	CA	2	10	10	6	4
Felony	CF	1	6	6	1	5
Misdemeanor	CM	13	39	39	7	32
Family Abuse - Prot Order	FP	7	15	15	3	12
Motion - Prot Order	MP	1	2	2	2	-
Show Cause	SC	13	54	54	9	45
Civil Support	VS	5	13	13	4	9
<b>Adult Total</b>		<b>42</b>	<b>139</b>	<b>139</b>	<b>32</b>	<b>107</b>
<b>Juvenile</b>						
Abuse or Neglect	AN	0	5	5	5	-
Non-Family Abuse Prot Order	AP	0	1	1	0	1
Child in Need of Services	CS	0	2	2	0	2
Custody Visitation	CV	24	104	104	54	50
Felony	DF	0	16	16	2	14
Misdemeanor	DM	3	11	11	2	9
Initial Foster Care	IF	1	1	1	1	-
Juv Support	JS	0	1	1	1	-
Permanency	PH	1	1	1	1	-
Petition	PT	0	1	1	1	-
Show Cause	SC	0	3	3	1	2
Status	ST	0	2	2	0	2
Traffic	T	2	3	3	0	3
Truancy	TR	0	2	2	0	2
<b>Juvenile Total</b>		<b>31</b>	<b>153</b>	<b>153</b>	<b>68</b>	<b>85</b>
<b>Fluvanna Totals</b>		<b>73</b>	<b>292</b>	<b>292</b>	<b>100</b>	<b>192</b>



**CASELOAD STATISTICS OF THE JUVENILE & DOMESTIC RELATIONS COURTS**

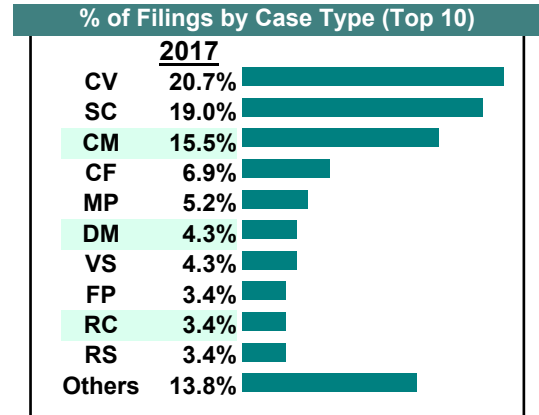
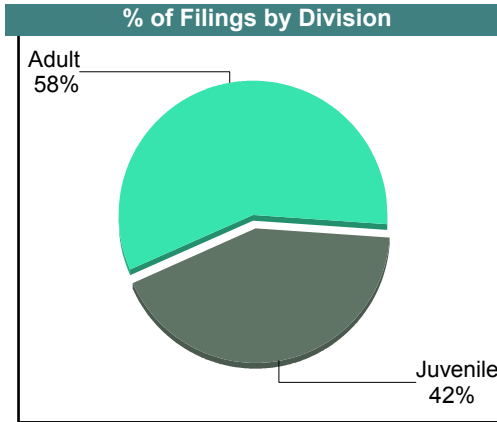
May 2017

**Fluvanna**

District: 16

		<u>Filings</u>	<u>Hearings</u>	<u>Transactions</u>	<u>Concluded</u>	<u>Cont</u>
<b><u>Adult</u></b>						
Capias	CA	0	3	3	0	3
Felony	CF	8	10	10	0	10
Misdemeanor	CM	18	26	26	4	22
Family Abuse - Prot Order	FP	4	12	12	5	7
Motion - Prot Order	MP	6	6	6	5	1
Remand Support	RS	4	4	4	4	-
Show Cause	SC	22	38	38	9	29
Civil Support	VS	5	15	15	5	8
<b>Adult Total</b>		<b>67</b>	<b>114</b>	<b>114</b>	<b>32</b>	<b>80</b>
<b><u>Juvenile</u></b>						
Abuse or Neglect	AN	1	11	11	5	6
Non-Family Abuse Prot Order	AP	1	1	1	0	1
Child in Need of Services	CS	2	7	7	3	4
Custody Visitation	CV	24	161	161	26	131
Felony	DF	1	12	12	2	10
Misdemeanor	DM	5	14	14	7	7
Foster Care Review	FC	1	1	1	1	-
Initial Foster Care	IF	1	1	1	1	-
Permanency	PH	1	1	1	1	-
Remand Custody	RC	4	4	4	4	-
Remand Visitation	RV	4	4	4	4	-
Show Cause	SC	0	3	3	1	2
Traffic	T	4	5	5	4	1
<b>Juvenile Total</b>		<b>49</b>	<b>225</b>	<b>225</b>	<b>59</b>	<b>162</b>
<b>Fluvanna Totals</b>		<b>116</b>	<b>339</b>	<b>339</b>	<b>91</b>	<b>242</b>

Calendared Filings					
	M	T	W	R	F
Week 1					
Week 2					
Week 3					
Week 4					
Week 5					



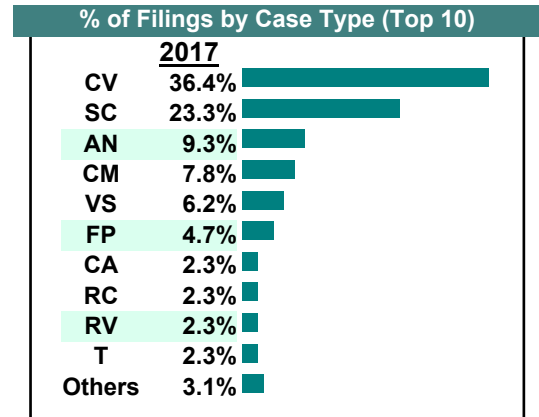
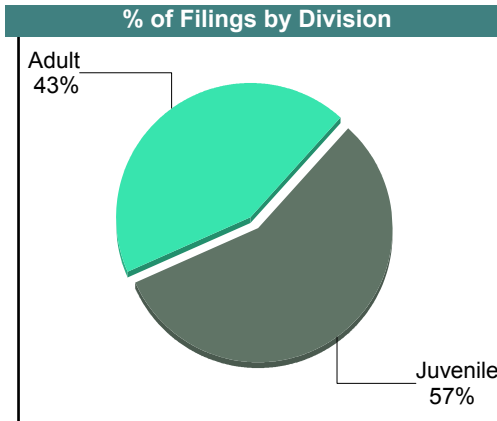
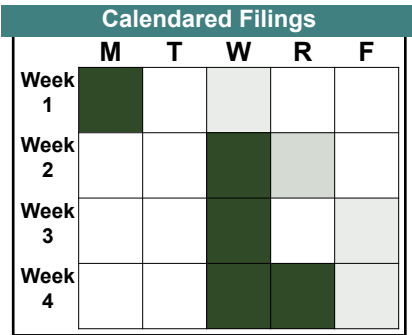
**CASELOAD STATISTICS OF THE JUVENILE & DOMESTIC RELATIONS COURTS**

**Fluvanna**

District: 16

April 2017

		<u>Filings</u>	<u>Hearings</u>	<u>Transactions</u>	<u>Concluded</u>	<u>Cont</u>
<b>Adult</b>						
Capias	CA	3	5	5	2	3
Felony	CF	0	2	2	2	-
Misdemeanor	CM	10	29	29	9	20
Family Abuse - Prot Order	FP	6	13	13	5	8
Remand Support	RS	2	2	2	2	-
Show Cause	SC	27	46	46	8	38
Civil Support	VS	8	23	23	10	13
<b>Adult Total</b>		<b>56</b>	<b>120</b>	<b>120</b>	<b>38</b>	<b>82</b>
<b>Juvenile</b>						
Abuse or Neglect	AN	12	22	22	7	15
Child in Need of Services	CS	0	3	3	1	2
Custody Visitation	CV	47	151	151	43	108
Felony	DF	0	13	13	0	13
Misdemeanor	DM	1	8	8	0	8
Juv Support	JS	0	1	1	0	1
Petition	PT	1	1	1	0	1
Remand Custody	RC	3	3	3	3	-
Remand Visitation	RV	3	3	3	3	-
Show Cause	SC	3	10	10	2	8
Traffic	T	3	4	7	4	3
<b>Juvenile Total</b>		<b>73</b>	<b>219</b>	<b>222</b>	<b>63</b>	<b>159</b>
<b>Fluvanna Totals</b>		<b>129</b>	<b>339</b>	<b>342</b>	<b>101</b>	<b>241</b>



# CASELOAD STATISTICS OF THE JUVENILE & DOMESTIC RELATIONS COURTS

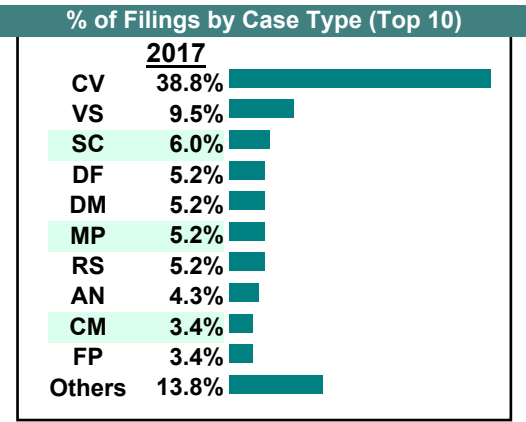
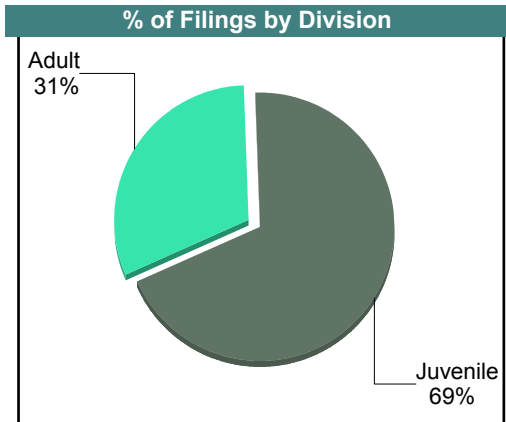
March 2017

Fluvanna

District: 16

		Filings	Hearings	Transactions	Concluded	Cont
<b>Adult</b>						
Capias	CA	1	6	6	2	4
Felony	CF	1	11	11	8	3
Misdemeanor	CM	4	13	13	5	8
Family Abuse - Prot Order	FP	4	11	11	4	7
Motion - Prot Order	MP	5	5	5	5	-
Remand Support	RS	6	6	6	6	-
Show Cause	SC	4	17	17	8	9
Civil Support	VS	11	23	23	14	9
<b>Adult Total</b>		<b>36</b>	<b>92</b>	<b>92</b>	<b>52</b>	<b>40</b>
<b>Juvenile</b>						
Abuse or Neglect	AN	5	10	10	0	10
Non-Family Abuse Prot Order	AP	0	1	1	1	-
Child in Need of Services	CS	1	6	6	1	5
Custody Visitation	CV	45	168	168	48	119
Felony	DF	6	18	18	1	17
Misdemeanor	DM	6	16	16	4	12
Foster Care Review	FC	1	1	1	1	-
Motion - Prot Order	MP	1	1	1	1	-
Permanency	PH	1	1	1	1	-
Remand Custody	RC	4	4	4	4	-
Remand Visitation	RV	4	4	4	4	-
Show Cause	SC	3	6	6	1	5
Traffic	T	3	2	6	4	2
Truancy	TR	0	1	1	1	-
<b>Juvenile Total</b>		<b>80</b>	<b>239</b>	<b>243</b>	<b>72</b>	<b>170</b>
<b>Fluvanna Totals</b>		<b>116</b>	<b>331</b>	<b>335</b>	<b>124</b>	<b>210</b>

Calendared Filings					
	M	T	W	R	F
Week 1					
Week 2					
Week 3					
Week 4					
Week 5					



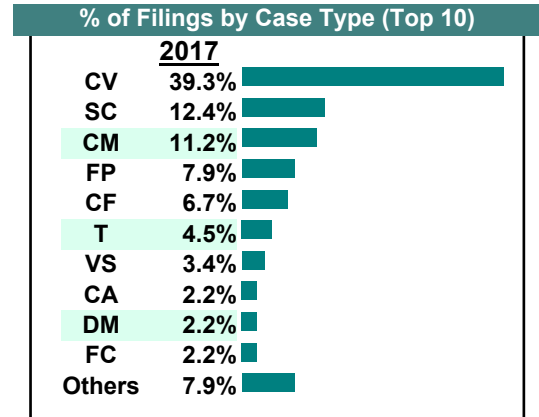
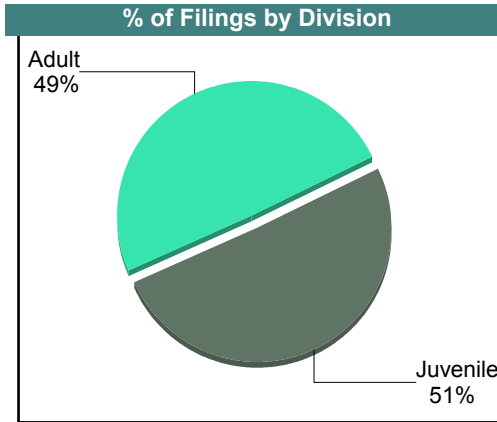

# CASELOAD STATISTICS OF THE JUVENILE & DOMESTIC RELATIONS COURTS

February 2017

**Fluvanna**

District: 16

		<u>Filings</u>	<u>Hearings</u>	<u>Transactions</u>	<u>Concluded</u>	<u>Cont</u>
<b>Adult</b>						
Non-Family Abuse Prot Order	AP	1	1	1	1	-
Capias	CA	2	9	9	2	7
Felony	CF	6	26	26	5	21
Misdemeanor	CM	10	30	30	14	16
Family Abuse - Prot Order	FP	7	10	10	3	7
Motion - Prot Order	MP	2	2	2	2	-
Violation of PO	PV	2	2	2	2	-
Show Cause	SC	11	32	32	8	24
Civil Support	VS	3	17	17	7	10
<b>Adult Total</b>		<b>44</b>	<b>129</b>	<b>129</b>	<b>44</b>	<b>85</b>
<b>Juvenile</b>						
Abuse or Neglect	AN	0	3	3	3	-
Non-Family Abuse Prot Order	AP	0	1	1	0	1
Child in Need of Services	CS	1	6	6	0	6
Custody Visitation	CV	35	160	160	36	124
Felony	DF	0	13	13	1	12
Misdemeanor	DM	2	18	18	7	11
Foster Care Review	FC	2	2	2	1	1
Initial Foster Care	IF	1	1	1	1	-
Show Cause	SC	0	4	4	3	1
Status	ST	0	1	1	0	1
Traffic	T	4	11	12	7	5
Truancy	TR	0	1	1	0	1
<b>Juvenile Total</b>		<b>45</b>	<b>221</b>	<b>222</b>	<b>59</b>	<b>163</b>
<b>Fluvanna Totals</b>		<b>89</b>	<b>350</b>	<b>351</b>	<b>103</b>	<b>248</b>



**CASELOAD STATISTICS OF THE JUVENILE & DOMESTIC RELATIONS COURTS**

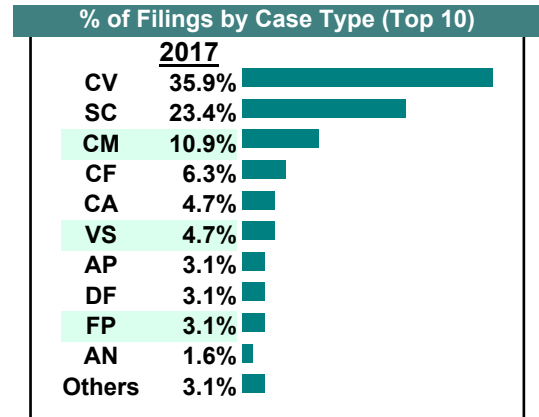
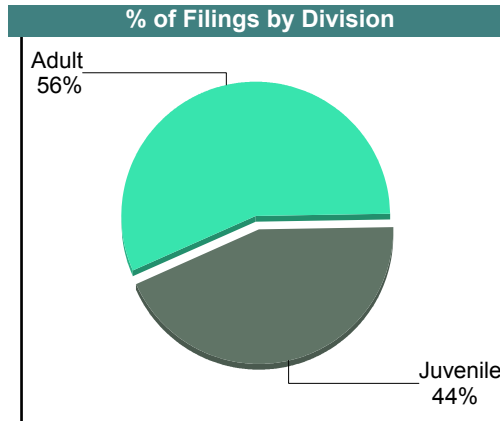
January 2017

**Fluvanna**

District: 16

		<u>Filings</u>	<u>Hearings</u>	<u>Transactions</u>	<u>Concluded</u>	<u>Cont</u>
<b>Adult</b>						
Non-Family Abuse Prot Order	AP	1	2	2	1	1
Capias	CA	3	6	6	4	2
Felony	CF	4	6	6	0	6
Misdemeanor	CM	7	20	20	5	15
Family Abuse - Prot Order	FP	2	4	4	3	1
Motion - Prot Order	MP	1	1	1	1	-
Show Cause	SC	15	30	30	8	22
Civil Support	VS	3	25	25	6	18
<b>Adult Total</b>		<b>36</b>	<b>94</b>	<b>94</b>	<b>28</b>	<b>65</b>
<b>Juvenile</b>						
Abuse or Neglect	AN	1	2	2	0	2
Non-Family Abuse Prot Order	AP	1	1	1	0	1
Child in Need of Services	CS	0	2	2	0	2
Custody Visitation	CV	23	139	139	32	105
Felony	DF	2	5	5	1	4
Misdemeanor	DM	0	6	6	2	4
Permanency	PH	1	1	1	1	-
Petition	PT	0	2	2	2	-
Traffic	T	0	2	2	1	1
Truancy	TR	0	2	2	0	2
<b>Juvenile Total</b>		<b>28</b>	<b>162</b>	<b>162</b>	<b>39</b>	<b>121</b>
<b>Fluvanna Totals</b>		<b>64</b>	<b>256</b>	<b>256</b>	<b>67</b>	<b>186</b>

Calendared Filings				
	T	W	R	F
Week 1				
Week 2				
Week 3				
Week 4				





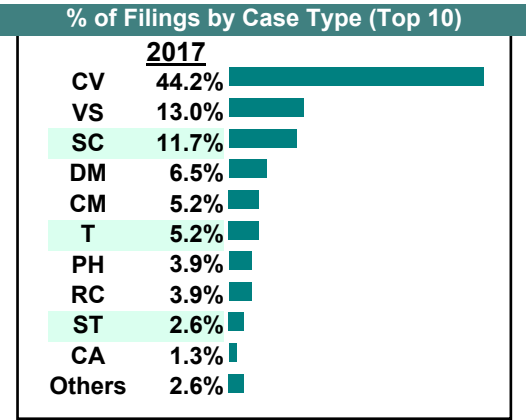
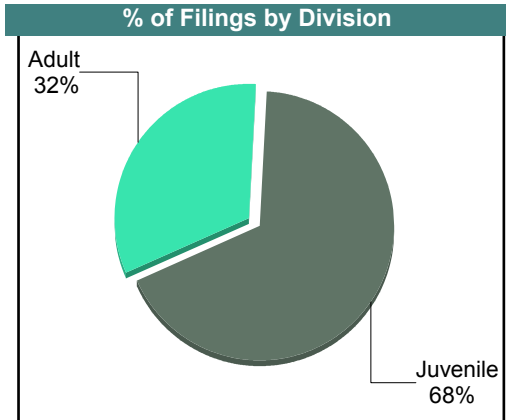
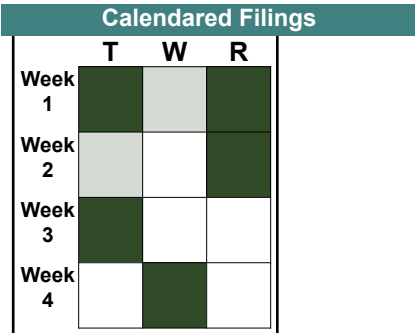
CASELOAD STATISTICS OF THE JUVENILE & DOMESTIC RELATIONS COURTS

December 2017

Goochland

District: 16

		Filings	Hearings	Transactions	Concluded	Cont
<b>Adult</b>						
Capias	CA	0	3	3	2	1
Felony	CF	1	3	3	0	3
Misdemeanor	CM	4	13	13	5	8
Family Abuse - Prot Order	FP	1	2	2	2	-
Motion - Prot Order	MP	0	1	1	1	-
Show Cause	SC	9	23	23	9	14
Civil Support	VS	10	19	19	9	10
<b>Adult Total</b>		<b>25</b>	<b>64</b>	<b>64</b>	<b>28</b>	<b>36</b>
<b>Juvenile</b>						
Capias	CA	1	2	2	0	2
Child in Need of Services	CS	0	1	1	0	1
Custody Visitation	CV	34	99	99	40	59
Felony	DF	0	1	1	0	1
Misdemeanor	DM	5	20	20	7	13
Permanency	PH	3	3	3	2	1
Remand Custody	RC	3	3	3	3	-
Show Cause	SC	0	1	1	1	-
Status	ST	2	3	3	3	-
Traffic	T	4	13	13	8	5
<b>Juvenile Total</b>		<b>52</b>	<b>146</b>	<b>146</b>	<b>64</b>	<b>82</b>
<b>Goochland Totals</b>		<b>77</b>	<b>210</b>	<b>210</b>	<b>92</b>	<b>118</b>



CASELOAD STATISTICS OF THE JUVENILE & DOMESTIC RELATIONS COURTS

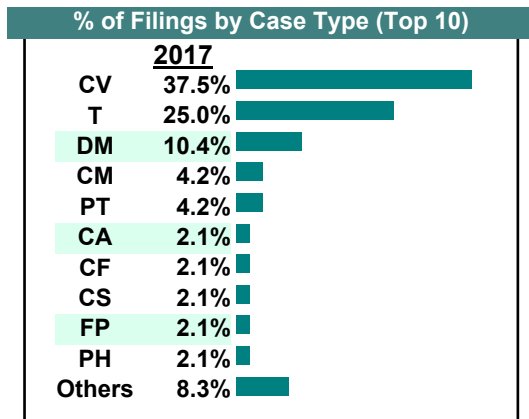
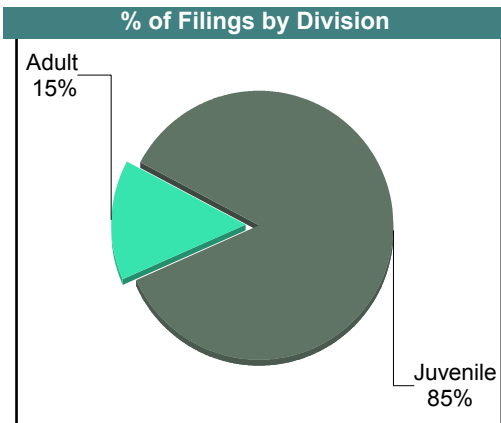
November 2017

Goochland

District: 16

		<u>Filings</u>	<u>Hearings</u>	<u>Transactions</u>	<u>Concluded</u>	<u>Cont</u>
<b>Adult</b>						
Capias	CA	1	3	3	1	2
Felony	CF	1	3	3	1	2
Misdemeanor	CM	2	13	13	5	8
Family Abuse - Prot Order	FP	1	3	3	1	2
Show Cause	SC	1	2	2	2	-
Civil Support	VS	1	1	1	1	-
<b>Adult Total</b>		<b>7</b>	<b>25</b>	<b>25</b>	<b>11</b>	<b>14</b>
<b>Juvenile</b>						
Child in Need of Services	CS	1	1	1	0	1
Custody Visitation	CV	18	47	47	15	32
Misdemeanor	DM	5	29	29	13	16
Permanency	PH	1	1	1	1	-
Petition	PT	2	5	5	2	3
Remand Custody	RC	1	1	1	1	-
Traffic	T	12	13	14	5	9
Voluntary Continuing Services Agreement	VA	1	1	1	1	-
<b>Juvenile Total</b>		<b>41</b>	<b>98</b>	<b>99</b>	<b>38</b>	<b>61</b>
<b>Goochland Totals</b>		<b>48</b>	<b>123</b>	<b>124</b>	<b>49</b>	<b>75</b>

Calendared Filings				
	M	T	W	R
Week 1				
Week 2				
Week 3				
Week 4				



CASELOAD STATISTICS OF THE JUVENILE & DOMESTIC RELATIONS COURTS

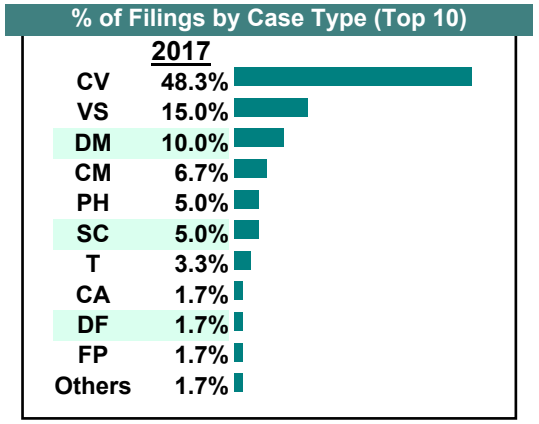
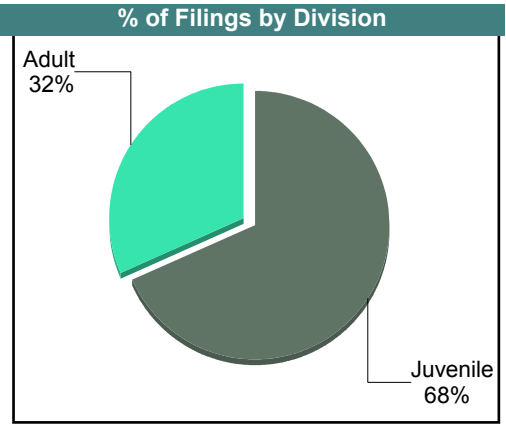
October 2017

Goochland

District: 16

		Filings	Hearings	Transactions	Concluded	Cont
<b>Adult</b>						
Capias	CA	1	2	2	0	2
Felony	CF	0	2	2	2	-
Misdemeanor	CM	4	10	10	1	9
Family Abuse - Prot Order	FP	1	4	4	1	3
Remand Support	RS	1	1	1	1	-
Show Cause	SC	3	15	15	4	11
Civil Support	VS	9	17	17	7	10
<b>Adult Total</b>		<b>19</b>	<b>51</b>	<b>51</b>	<b>16</b>	<b>35</b>
<b>Juvenile</b>						
Abuse or Neglect	AN	0	3	3	3	-
Custody Visitation	CV	29	83	83	9	74
Felony	DF	1	1	1	1	-
Misdemeanor	DM	6	14	14	4	10
Permanency	PH	3	3	3	3	-
Petition	PT	0	1	1	1	-
Status	ST	0	2	2	1	1
Traffic	T	2	8	8	4	4
<b>Juvenile Total</b>		<b>41</b>	<b>115</b>	<b>115</b>	<b>26</b>	<b>89</b>
<b>Goochland Totals</b>		<b>60</b>	<b>166</b>	<b>166</b>	<b>42</b>	<b>124</b>

Calendared Filings				
	T	W	R	F
Week 1	█			█
Week 2	█		█	
Week 3	█			
Week 4			█	



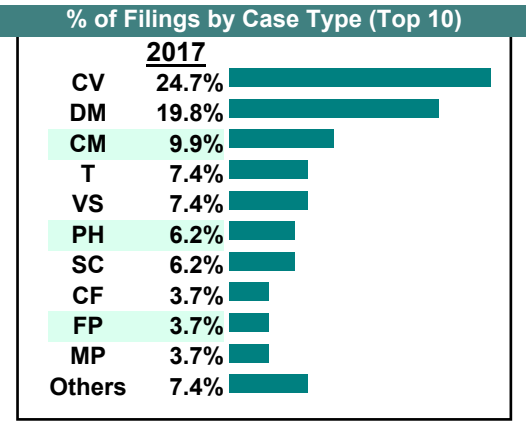
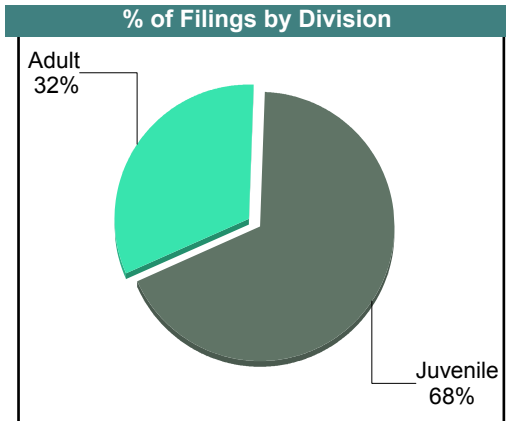
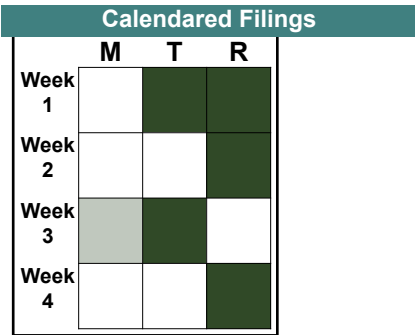
**CASELOAD STATISTICS OF THE JUVENILE & DOMESTIC RELATIONS COURTS**

September 2017

**Goochland**

District: 16

		<u>Filings</u>	<u>Hearings</u>	<u>Transactions</u>	<u>Concluded</u>	<u>Cont</u>
<b><u>Adult</u></b>						
Capias	CA	0	2	2	1	1
Felony	CF	3	7	7	1	6
Misdemeanor	CM	8	21	21	5	16
Family Abuse - Prot Order	FP	3	5	5	2	3
Other	OT	2	3	3	2	1
Show Cause	SC	4	21	21	5	16
Civil Support	VS	6	17	17	9	8
<b>Adult Total</b>		<b>26</b>	<b>76</b>	<b>76</b>	<b>25</b>	<b>51</b>
<b><u>Juvenile</u></b>						
Capias	CA	1	2	2	1	1
Child in Need of Services	CS	0	1	1	1	-
Custody Visitation	CV	20	68	68	27	41
Misdemeanor	DM	16	27	27	9	18
Initial Foster Care	IF	2	2	2	2	-
Motion - Prot Order	MP	3	3	3	3	-
Permanency	PH	5	5	5	5	-
Petition	PT	1	1	1	0	1
Show Cause	SC	1	2	2	1	1
Status	ST	0	1	1	1	-
Traffic	T	6	8	8	0	8
<b>Juvenile Total</b>		<b>55</b>	<b>120</b>	<b>120</b>	<b>50</b>	<b>70</b>
<b>Goochland Totals</b>		<b>81</b>	<b>196</b>	<b>196</b>	<b>75</b>	<b>121</b>



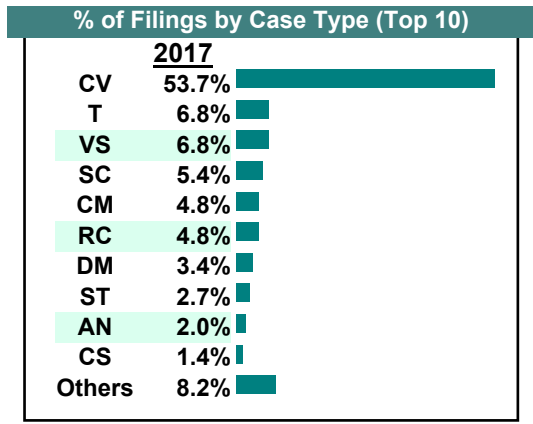
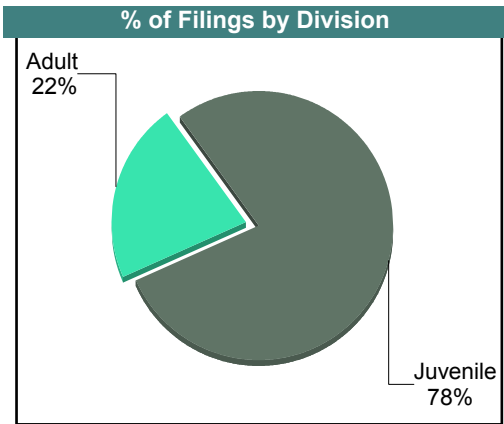

CASELOAD STATISTICS OF THE JUVENILE & DOMESTIC RELATIONS COURTS

August 2017

Goochland

District: 16

		Filings	Hearings	Transactions	Concluded	Cont
<b>Adult</b>						
Capias	CA	0	2	2	0	2
Felony	CF	1	2	2	0	2
Misdemeanor	CM	7	16	16	9	7
Family Abuse - Prot Order	FP	2	4	4	2	2
Motion - Prot Order	MP	2	2	2	1	1
Violation of PO	PV	2	2	2	2	-
Remand Support	RS	2	2	2	2	-
Show Cause	SC	6	17	17	2	15
Civil Support	VS	10	17	17	7	10
<b>Adult Total</b>		<b>32</b>	<b>64</b>	<b>64</b>	<b>25</b>	<b>39</b>
<b>Juvenile</b>						
Abuse or Neglect	AN	3	6	6	0	6
Capias	CA	0	1	1	1	-
Child in Need of Services	CS	2	4	4	1	3
Custody Visitation	CV	79	145	145	70	75
Felony	DF	0	1	1	0	1
Misdemeanor	DM	5	22	22	4	18
Permanency	PH	2	2	2	2	-
Petition	PT	1	1	1	0	1
Remand Custody	RC	7	7	7	6	-
Show Cause	SC	2	2	2	1	1
Status	ST	4	5	5	2	3
Traffic	T	10	15	16	11	5
<b>Juvenile Total</b>		<b>115</b>	<b>211</b>	<b>212</b>	<b>98</b>	<b>113</b>
<b>Goochland Totals</b>		<b>147</b>	<b>275</b>	<b>276</b>	<b>123</b>	<b>152</b>



CASELOAD STATISTICS OF THE JUVENILE & DOMESTIC RELATIONS COURTS

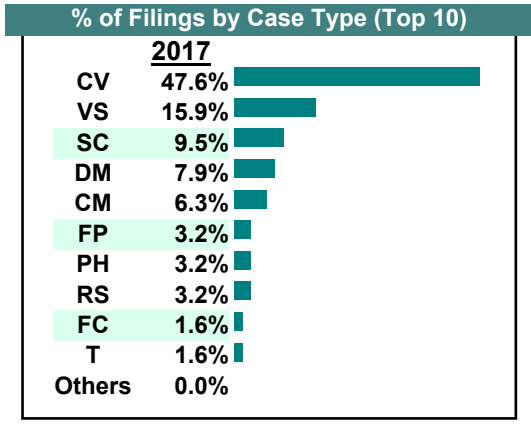
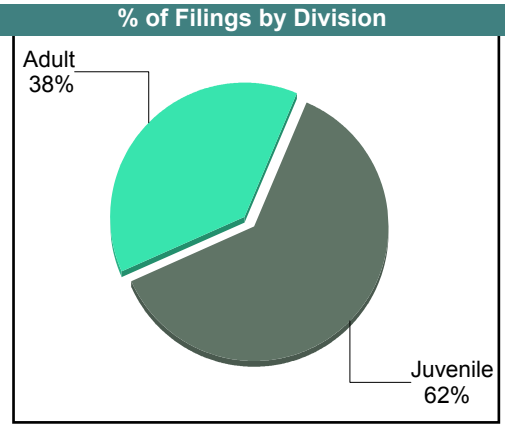
July 2017

Goochland

District: 16

		Filings	Hearings	Transactions	Concluded	Cont
<b>Adult</b>						
Capias	CA	0	6	6	1	5
Felony	CF	0	2	2	2	-
Misdemeanor	CM	4	9	9	3	6
Family Abuse - Prot Order	FP	2	7	7	4	3
Remand Support	RS	2	2	2	2	-
Show Cause	SC	6	19	19	8	11
Civil Support	VS	10	18	18	9	9
<b>Adult Total</b>		<b>24</b>	<b>63</b>	<b>63</b>	<b>29</b>	<b>34</b>
<b>Juvenile</b>						
Child in Need of Services	CS	0	1	1	1	-
Custody Visitation	CV	30	98	98	27	71
Felony	DF	0	1	1	0	1
Misdemeanor	DM	5	12	12	5	7
Foster Care Review	FC	1	1	1	1	-
Permanency	PH	2	2	2	2	-
Petition	PT	0	1	1	0	1
Traffic	T	1	3	4	2	2
<b>Juvenile Total</b>		<b>39</b>	<b>119</b>	<b>120</b>	<b>38</b>	<b>82</b>
<b>Goochland Totals</b>		<b>63</b>	<b>182</b>	<b>183</b>	<b>67</b>	<b>116</b>

Calendared Filings			
	M	T	R
Week 1			
Week 2			
Week 3			



CASELOAD STATISTICS OF THE JUVENILE & DOMESTIC RELATIONS COURTS

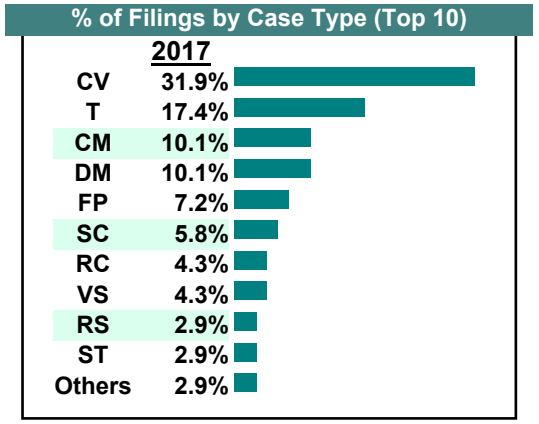
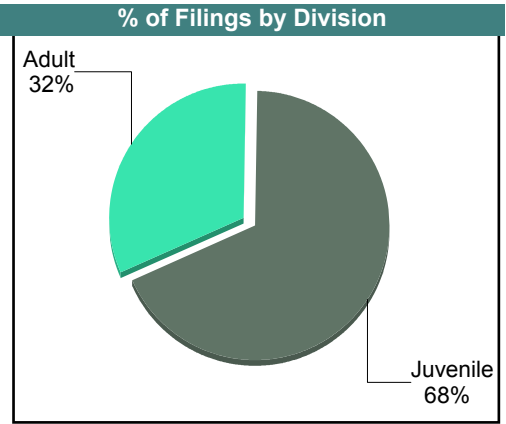
June 2017

Goochland

District: 16

		Filings	Hearings	Transactions	Concluded	Cont
<b>Adult</b>						
Capias	CA	0	4	4	2	2
Felony	CF	1	3	3	0	3
Misdemeanor	CM	7	16	16	4	12
Family Abuse - Prot Order	FP	5	6	6	1	5
Remand Support	RS	2	2	2	2	-
Show Cause	SC	4	18	18	8	10
Civil Support	VS	3	17	17	11	6
<b>Adult Total</b>		<b>22</b>	<b>66</b>	<b>66</b>	<b>28</b>	<b>38</b>
<b>Juvenile</b>						
Custody Visitation	CV	22	74	74	23	51
Misdemeanor	DM	7	22	22	7	15
Permanency	PH	1	1	1	1	-
Petition	PT	0	1	1	0	1
Remand Custody	RC	3	3	3	3	-
Show Cause	SC	0	3	3	3	-
Status	ST	2	4	4	2	2
Traffic	T	12	11	13	7	6
<b>Juvenile Total</b>		<b>47</b>	<b>119</b>	<b>121</b>	<b>46</b>	<b>75</b>
<b>Goochland Totals</b>		<b>69</b>	<b>185</b>	<b>187</b>	<b>74</b>	<b>113</b>

Calendared Filings				
	T	W	R	F
Week 1			■	
Week 2	■		■	
Week 3		■		
Week 4	■		■	■
Week 5		■		



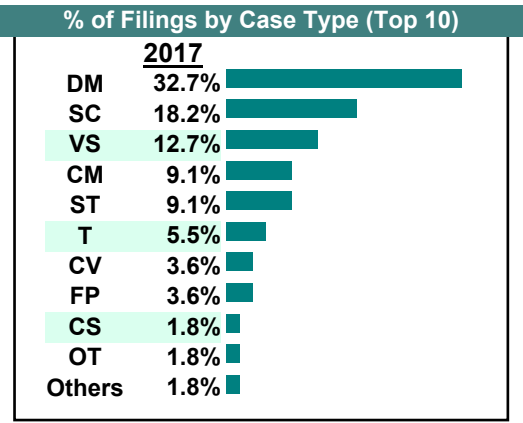
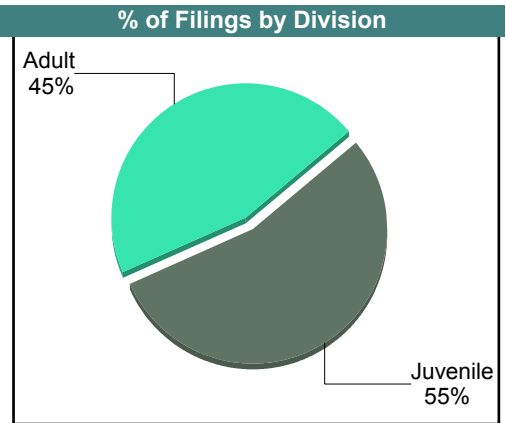
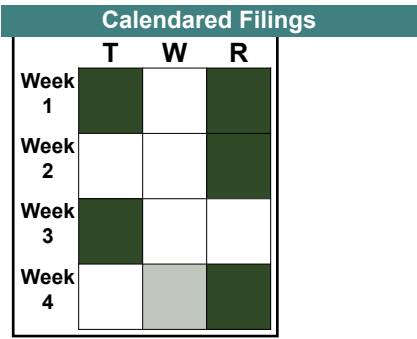
CASELOAD STATISTICS OF THE JUVENILE & DOMESTIC RELATIONS COURTS

May 2017

Goochland

District: 16

		<u>Filings</u>	<u>Hearings</u>	<u>Transactions</u>	<u>Concluded</u>	<u>Cont</u>
<b>Adult</b>						
Capias	CA	0	6	6	1	5
Misdemeanor	CM	5	9	9	2	7
Family Abuse - Prot Order	FP	2	3	3	2	1
Other	OT	1	1	1	1	-
Show Cause	SC	9	21	21	4	17
SL/Other	SL	1	1	1	1	-
Civil Support	VS	7	11	11	5	6
<b>Adult Total</b>		<b>25</b>	<b>52</b>	<b>52</b>	<b>16</b>	<b>36</b>
<b>Juvenile</b>						
Child in Need of Services	CS	1	1	1	0	1
Custody Visitation	CV	2	64	64	20	43
Misdemeanor	DM	18	32	32	7	25
Show Cause	SC	1	1	1	0	1
Status	ST	5	9	9	4	5
Traffic	T	3	6	6	3	3
<b>Juvenile Total</b>		<b>30</b>	<b>113</b>	<b>113</b>	<b>34</b>	<b>78</b>
<b>Goochland Totals</b>		<b>55</b>	<b>165</b>	<b>165</b>	<b>50</b>	<b>114</b>





**CASELOAD STATISTICS OF THE JUVENILE & DOMESTIC RELATIONS COURTS**

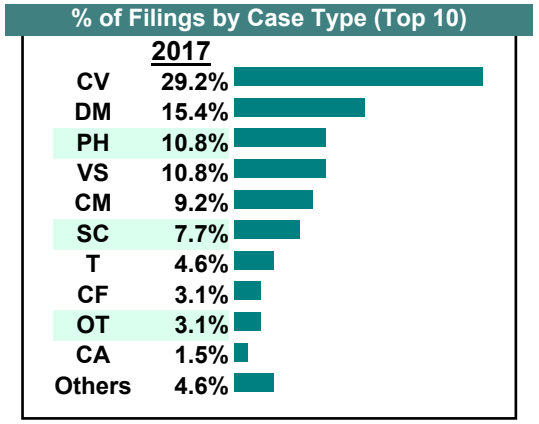
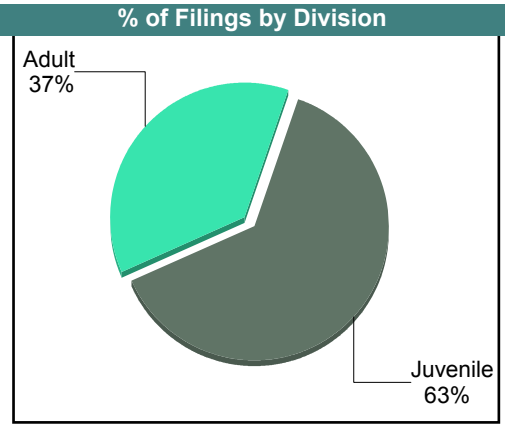
**Goochland**

District: 16

April 2017

		<u>Filings</u>	<u>Hearings</u>	<u>Transactions</u>	<u>Concluded</u>	<u>Cont</u>
<b><u>Adult</u></b>						
Capias	CA	1	7	7	1	6
Felony	CF	2	2	2	0	2
Misdemeanor	CM	6	15	15	6	9
Family Abuse - Prot Order	FP	1	3	3	2	1
Other	OT	2	2	2	2	-
Show Cause	SC	5	15	15	2	13
Civil Support	VS	7	16	16	5	11
<b>Adult Total</b>		<b>24</b>	<b>60</b>	<b>60</b>	<b>18</b>	<b>42</b>
<b><u>Juvenile</u></b>						
Capias	CA	0	1	1	0	1
Custody Visitation	CV	19	72	72	16	56
Felony	DF	0	1	1	0	1
Misdemeanor	DM	10	19	19	5	14
Foster Care Review	FC	1	1	1	1	-
Permanency	PH	7	7	7	7	-
Petition	PT	1	1	1	0	1
Traffic	T	3	6	7	5	2
<b>Juvenile Total</b>		<b>41</b>	<b>108</b>	<b>109</b>	<b>34</b>	<b>75</b>
<b>Goochland Totals</b>		<b>65</b>	<b>168</b>	<b>169</b>	<b>52</b>	<b>117</b>

<b>Calendared Filings</b>				
	<b>M</b>	<b>T</b>	<b>R</b>	<b>F</b>
Week 1		■	■	
Week 2			■	
Week 3		■		
Week 4	■		■	



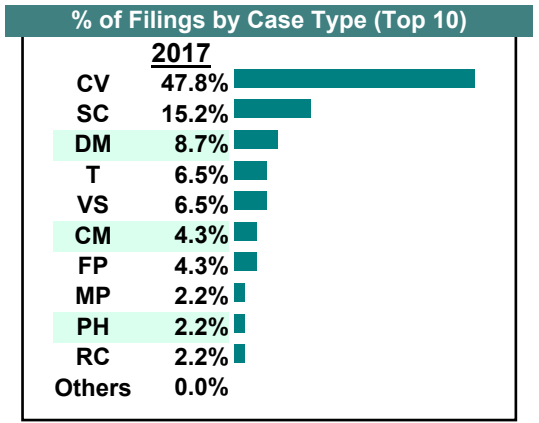
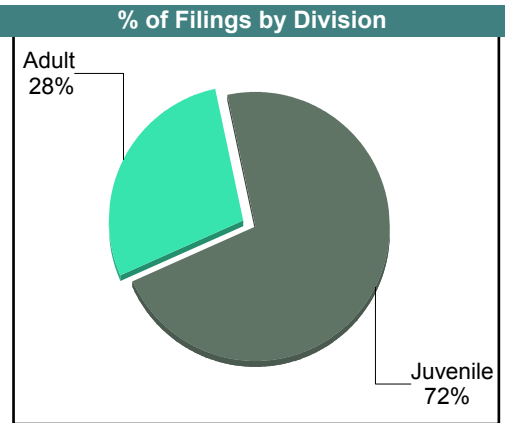

**CASELOAD STATISTICS OF THE JUVENILE & DOMESTIC RELATIONS COURTS**

March 2017

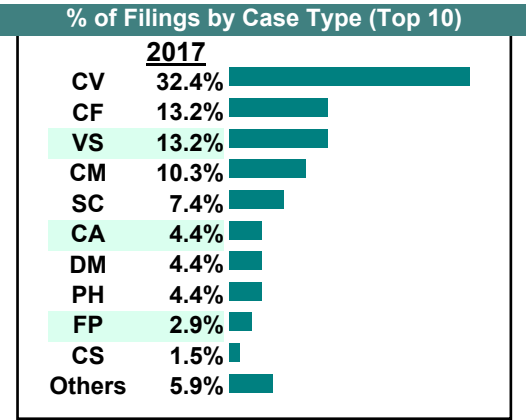
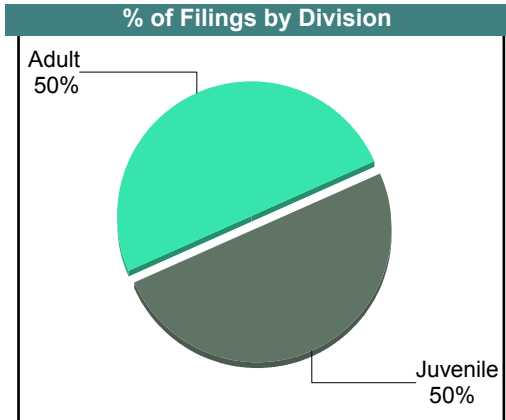
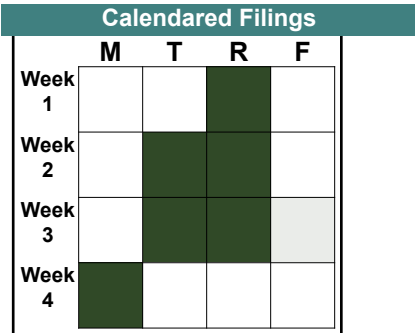
**Goochland**

District: 16

		<u>Filings</u>	<u>Hearings</u>	<u>Transactions</u>	<u>Concluded</u>	<u>Cont</u>
<b>Adult</b>						
Capias	CA	0	7	7	2	5
Felony	CF	0	9	9	9	-
Misdemeanor	CM	2	13	13	3	10
Family Abuse - Prot Order	FP	2	6	6	5	1
Motion - Prot Order	MP	1	1	1	1	-
Show Cause	SC	5	15	15	5	10
Civil Support	VS	3	24	24	12	12
<b>Adult Total</b>		<b>13</b>	<b>75</b>	<b>75</b>	<b>37</b>	<b>38</b>
<b>Juvenile</b>						
Custody Visitation	CV	22	74	74	16	58
Misdemeanor	DM	4	7	7	2	5
Permanency	PH	1	1	1	1	-
Remand Custody	RC	1	1	1	1	-
Show Cause	SC	2	4	4	2	2
Traffic	T	3	6	6	2	4
<b>Juvenile Total</b>		<b>33</b>	<b>93</b>	<b>93</b>	<b>24</b>	<b>69</b>
<b>Goochland Totals</b>		<b>46</b>	<b>168</b>	<b>168</b>	<b>61</b>	<b>107</b>



		<u>Filings</u>	<u>Hearings</u>	<u>Transactions</u>	<u>Concluded</u>	<u>Cont</u>
<b>Adult</b>						
Capias	CA	3	6	6	2	4
Felony	CF	9	19	19	1	18
Misdemeanor	CM	7	12	12	3	9
Family Abuse - Prot Order	FP	2	4	4	1	3
Violation of PO	PV	1	1	1	1	-
Show Cause	SC	3	14	14	9	5
Civil Support	VS	9	23	23	9	14
<b>Adult Total</b>		<b>34</b>	<b>79</b>	<b>79</b>	<b>26</b>	<b>53</b>
<b>Juvenile</b>						
Capias	CA	0	1	1	0	1
Child in Need of Services	CS	1	2	2	1	1
Custody Visitation	CV	22	93	93	21	71
Felony	DF	0	1	1	0	1
Misdemeanor	DM	3	8	8	3	5
Foster Care Review	FC	1	1	1	1	-
Permanency	PH	3	3	3	3	-
Show Cause	SC	2	2	2	0	2
Status	ST	1	1	1	1	-
Traffic	T	1	11	11	11	-
<b>Juvenile Total</b>		<b>34</b>	<b>123</b>	<b>123</b>	<b>41</b>	<b>81</b>
<b>Goochland Totals</b>		<b>68</b>	<b>202</b>	<b>202</b>	<b>67</b>	<b>134</b>



**CASELOAD STATISTICS OF THE JUVENILE & DOMESTIC RELATIONS COURTS**

January 2017

**Goochland**

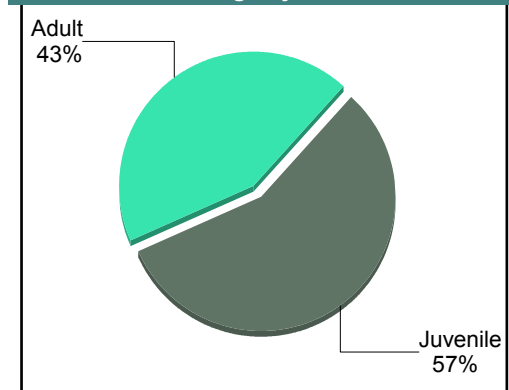
District: 16

		<u>Filings</u>	<u>Hearings</u>	<u>Transactions</u>	<u>Concluded</u>	<u>Cont</u>
<b>Adult</b>						
Capias	CA	2	5	5	0	5
Misdemeanor	CM	2	16	16	7	9
Family Abuse - Prot Order	FP	2	2	2	0	2
Remand Support	RS	2	2	2	2	-
Show Cause	SC	6	16	16	3	13
Civil Support	VS	12	23	23	8	15
<b>Adult Total</b>		<b>26</b>	<b>64</b>	<b>64</b>	<b>20</b>	<b>44</b>
<b>Juvenile</b>						
Abuse or Neglect	AN	0	4	4	4	-
Capias	CA	0	1	1	0	1
Child in Need of Services	CS	0	2	2	2	-
Custody Visitation	CV	20	94	94	21	73
Felony	DF	0	1	1	0	1
Misdemeanor	DM	3	12	12	3	9
Initial Foster Care	IF	1	1	1	1	-
Permanency	PH	2	2	2	2	-
Traffic	T	7	18	19	7	12
Voluntary Continuing Services Agreement	VA	1	1	1	1	-
<b>Juvenile Total</b>		<b>34</b>	<b>136</b>	<b>137</b>	<b>41</b>	<b>96</b>
<b>Goochland Totals</b>		<b>60</b>	<b>200</b>	<b>201</b>	<b>61</b>	<b>140</b>

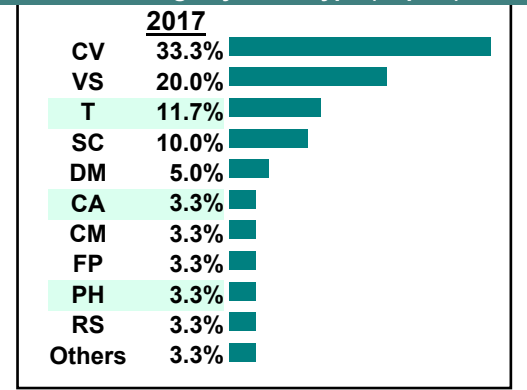
**Calendared Filings**

	T	W	R	F
Week 1	■		■	■
Week 2		■	■	
Week 3	■		■	
Week 4			■	

**% of Filings by Division**



**% of Filings by Case Type (Top 10)**

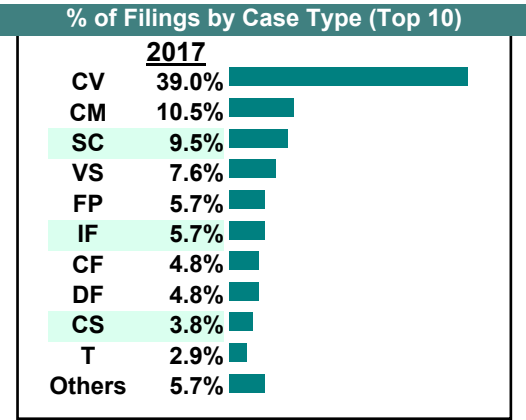
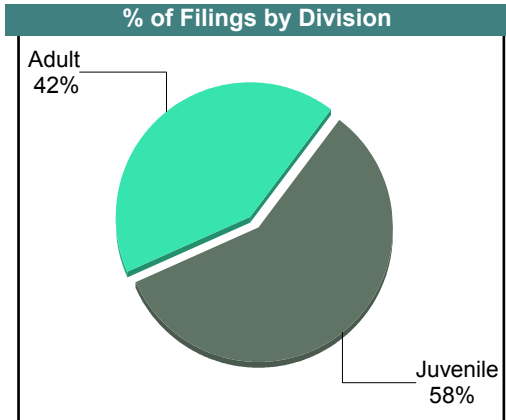
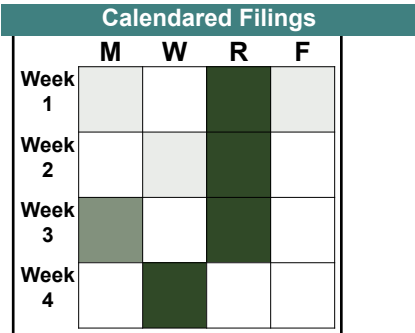


# CASELOAD STATISTICS OF THE JUVENILE & DOMESTIC RELATIONS COURTS

December 2017

**Greene**  
District: 16

		<u>Filings</u>	<u>Hearings</u>	<u>Transactions</u>	<u>Concluded</u>	<u>Cont</u>
<b>Adult</b>						
Capias	CA	1	1	1	0	1
Felony	CF	5	12	12	2	10
Misdemeanor	CM	11	23	23	8	15
Family Abuse - Prot Order	FP	6	12	12	4	8
Motion - Prot Order	MP	2	2	2	2	-
Violation of PO	PV	1	1	1	1	-
Show Cause	SC	10	24	24	14	10
Civil Support	VS	8	22	22	11	11
<b>Adult Total</b>		<b>44</b>	<b>97</b>	<b>97</b>	<b>42</b>	<b>55</b>
<b>Juvenile</b>						
Abuse or Neglect	AN	0	2	2	2	-
Child in Need of Services	CS	4	8	8	2	6
Custody Visitation	CV	41	99	99	20	79
Felony	DF	5	14	14	0	14
Misdemeanor	DM	0	11	11	6	5
Initial Foster Care	IF	6	6	6	6	-
Status	ST	1	4	4	0	4
Traffic	T	3	5	5	2	3
Truancy	TR	1	4	4	0	4
<b>Juvenile Total</b>		<b>61</b>	<b>153</b>	<b>153</b>	<b>38</b>	<b>115</b>
<b>Greene Totals</b>		<b>105</b>	<b>250</b>	<b>250</b>	<b>80</b>	<b>170</b>

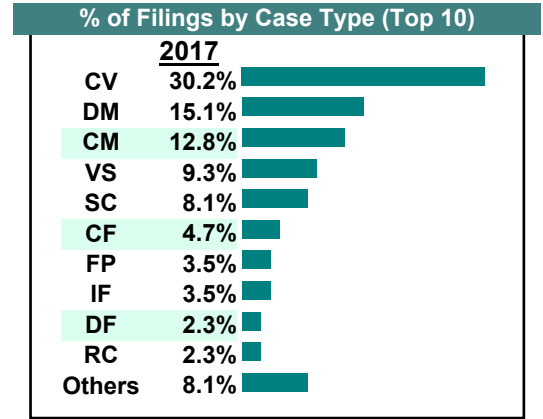
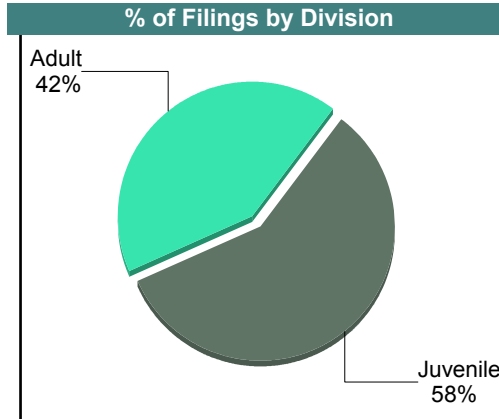



**CASELOAD STATISTICS OF THE JUVENILE & DOMESTIC RELATIONS COURTS**

November 2017

**Greene**  
District: 16

		<u>Filings</u>	<u>Hearings</u>	<u>Transactions</u>	<u>Concluded</u>	<u>Cont</u>
<b>Adult</b>						
Capias	CA	1	2	2	2	-
Felony	CF	4	9	9	4	5
Misdemeanor	CM	11	21	21	6	15
Family Abuse - Prot Order	FP	3	7	7	4	3
Motion - Prot Order	MP	1	1	1	1	-
Show Cause	SC	7	20	20	8	12
SL/Other	SL	1	1	1	1	-
Civil Support	VS	8	18	18	9	9
<b>Adult Total</b>		<b>36</b>	<b>79</b>	<b>79</b>	<b>35</b>	<b>44</b>
<b>Juvenile</b>						
Abuse or Neglect	AN	0	5	5	5	-
Child in Need of Services	CS	1	5	5	5	-
Custody Visitation	CV	26	69	69	16	53
Felony	DF	2	5	5	1	4
Misdemeanor	DM	13	30	30	12	18
Initial Foster Care	IF	3	3	3	3	-
Remand Custody	RC	2	2	2	2	-
Remand Visitation	RV	2	2	2	2	-
Status	ST	1	1	1	0	1
Traffic	T	0	3	3	3	-
Truancy	TR	0	4	4	3	1
<b>Juvenile Total</b>		<b>50</b>	<b>129</b>	<b>129</b>	<b>52</b>	<b>77</b>
<b>Greene Totals</b>		<b>86</b>	<b>208</b>	<b>208</b>	<b>87</b>	<b>121</b>

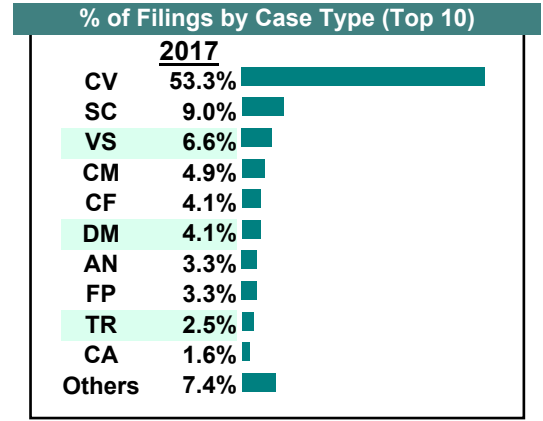
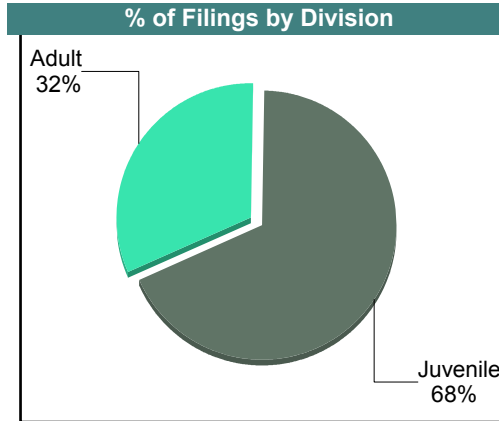
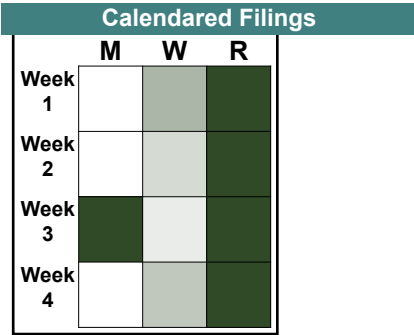


**CASELOAD STATISTICS OF THE JUVENILE & DOMESTIC RELATIONS COURTS**

October 2017

**Greene**  
District: 16

		<u>Filings</u>	<u>Hearings</u>	<u>Transactions</u>	<u>Concluded</u>	<u>Cont</u>
<b><u>Adult</u></b>						
Non-Family Abuse Prot Order	AP	0	1	1	1	-
Capias	CA	2	5	5	3	2
Felony	CF	5	5	5	0	5
Misdemeanor	CM	6	20	20	10	10
Family Abuse - Prot Order	FP	4	11	11	7	4
Motion - Prot Order	MP	2	2	2	2	-
Violation Fam Abuse PO	PS	0	2	2	1	1
Violation of PO	PV	1	1	1	1	-
Show Cause	SC	11	20	20	8	12
Civil Support	VS	8	22	22	15	7
<b>Adult Total</b>		<b>39</b>	<b>89</b>	<b>89</b>	<b>48</b>	<b>41</b>
<b><u>Juvenile</u></b>						
Abuse or Neglect	AN	4	13	13	2	11
Non-Family Abuse Prot Order	AP	1	2	2	2	-
Capias	CA	0	2	2	1	1
Child in Need of Services	CS	1	3	3	0	3
Custody Visitation	CV	65	136	136	69	67
Misdemeanor	DM	5	22	22	5	17
Status	ST	2	6	6	0	6
Traffic	T	2	4	6	6	-
Truancy	TR	3	7	7	0	7
<b>Juvenile Total</b>		<b>83</b>	<b>195</b>	<b>197</b>	<b>85</b>	<b>112</b>
<b>Greene Totals</b>		<b>122</b>	<b>284</b>	<b>286</b>	<b>133</b>	<b>153</b>



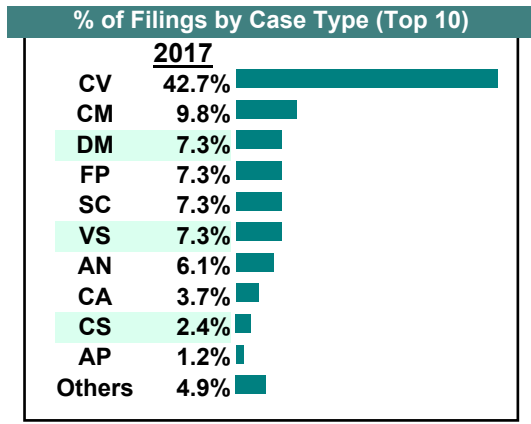
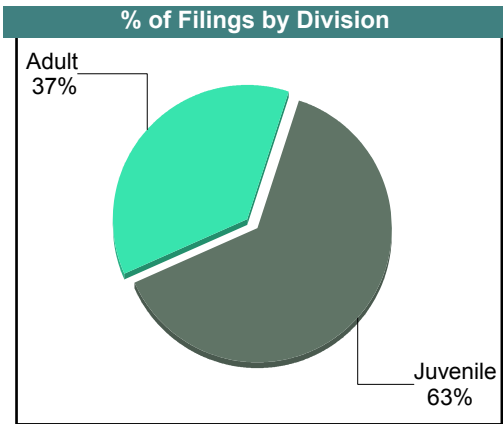
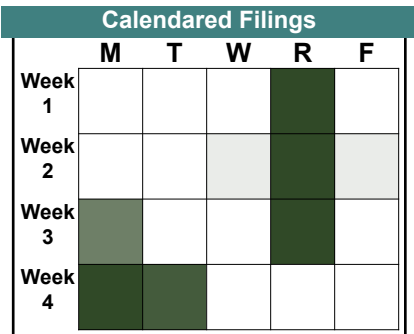
**CASELOAD STATISTICS OF THE JUVENILE & DOMESTIC RELATIONS COURTS**

September 2017

**Greene**

District: 16

		<u>Filings</u>	<u>Hearings</u>	<u>Transactions</u>	<u>Concluded</u>	<u>Cont</u>
<b><u>Adult</u></b>						
Non-Family Abuse Prot Order	AP	0	1	1	0	1
Capias	CA	2	3	3	1	2
Felony	CF	0	44	44	44	-
Misdemeanor	CM	8	18	18	4	14
Family Abuse - Prot Order	FP	6	13	13	5	8
Motion - Prot Order	MP	0	1	1	1	-
Violation Fam Abuse PO	PS	1	1	1	0	1
Violation of PO	PV	1	1	1	1	-
Show Cause	SC	6	22	22	7	15
Civil Support	VS	6	25	25	12	13
<b>Adult Total</b>		<b>30</b>	<b>129</b>	<b>129</b>	<b>75</b>	<b>54</b>
<b><u>Juvenile</u></b>						
Abuse or Neglect	AN	5	10	10	0	10
Non-Family Abuse Prot Order	AP	1	1	1	0	1
Capias	CA	1	1	1	0	1
Child in Need of Services	CS	2	8	8	1	7
Custody Visitation	CV	35	95	95	16	79
Felony	DF	0	3	3	1	2
Misdemeanor	DM	6	21	21	7	14
Show Cause	SC	0	1	1	0	1
Status	ST	1	3	3	1	2
Traffic	T	0	6	6	1	5
Truancy	TR	1	4	4	2	2
<b>Juvenile Total</b>		<b>52</b>	<b>153</b>	<b>153</b>	<b>29</b>	<b>124</b>
<b>Greene Totals</b>		<b>82</b>	<b>282</b>	<b>282</b>	<b>104</b>	<b>178</b>






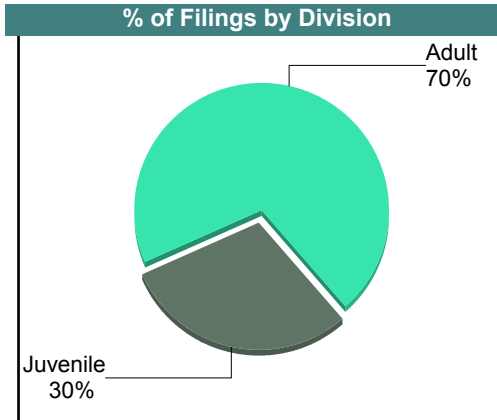
**CASELOAD STATISTICS OF THE JUVENILE & DOMESTIC RELATIONS COURTS**

**August 2017**

**Greene**  
District: 16

		<u>Filings</u>	<u>Hearings</u>	<u>Transactions</u>	<u>Concluded</u>	<u>Cont</u>
<b>Adult</b>						
Non-Family Abuse Prot Order	AP	1	1	1	0	1
Capias	CA	0	3	3	2	1
Felony	CF	42	51	51	5	46
Misdemeanor	CM	22	44	44	31	13
Family Abuse - Prot Order	FP	5	17	17	10	7
Motion - Prot Order	MP	1	1	1	1	-
Violation of PO	PV	3	4	4	4	-
Show Cause	SC	8	26	26	11	15
Civil Support	VS	15	31	31	9	22
<b>Adult Total</b>		<b>97</b>	<b>178</b>	<b>178</b>	<b>73</b>	<b>105</b>
<b>Juvenile</b>						
Abuse or Neglect	AN	1	4	4	3	1
Child in Need of Services	CS	0	7	7	0	7
Custody Visitation	CV	32	137	137	38	99
Felony	DF	0	1	1	0	1
Misdemeanor	DM	5	10	10	3	7
Show Cause	SC	1	2	2	0	2
Traffic	T	2	7	8	2	6
Truancy	TR	0	3	3	2	1
<b>Juvenile Total</b>		<b>41</b>	<b>171</b>	<b>172</b>	<b>48</b>	<b>124</b>
<b>Greene Totals</b>		<b>138</b>	<b>349</b>	<b>350</b>	<b>121</b>	<b>229</b>

	M	T	W	R	F
Week 1					
Week 2					
Week 3					
Week 4					
Week 5					

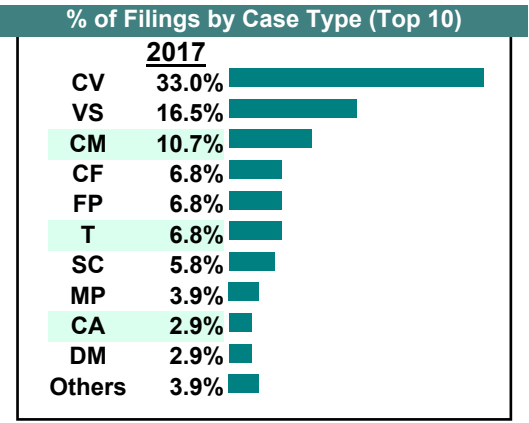
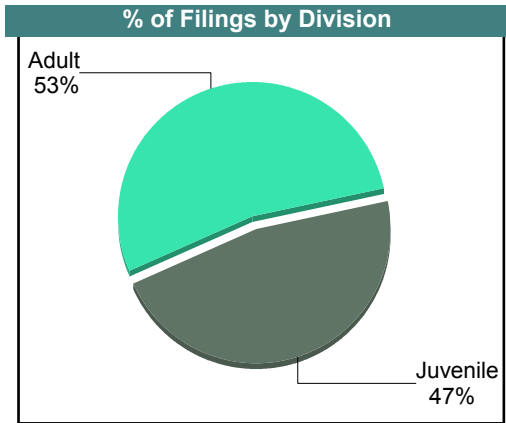
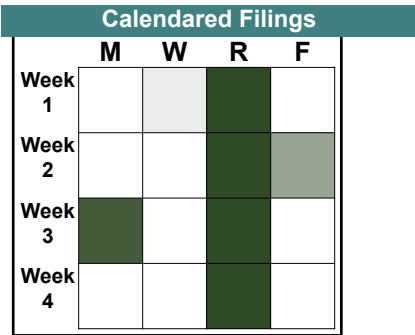


**CASELOAD STATISTICS OF THE JUVENILE & DOMESTIC RELATIONS COURTS**

July 2017

**Greene**  
District: 16

		<u>Filings</u>	<u>Hearings</u>	<u>Transactions</u>	<u>Concluded</u>	<u>Cont</u>
<b>Adult</b>						
Capias	CA	3	7	7	4	3
Felony	CF	7	9	9	3	6
Misdemeanor	CM	11	24	24	7	17
Family Abuse - Prot Order	FP	7	13	13	3	10
Motion - Prot Order	MP	4	4	4	3	1
Remand Support	RS	1	1	1	1	-
Show Cause	SC	5	30	30	9	21
Civil Support	VS	17	25	25	11	14
<b>Adult Total</b>		<b>55</b>	<b>113</b>	<b>113</b>	<b>41</b>	<b>72</b>
<b>Juvenile</b>						
Abuse or Neglect	AN	0	2	2	0	2
Child in Need of Services	CS	0	4	4	0	4
Custody Visitation	CV	34	91	91	20	71
Felony	DF	1	2	2	0	2
Misdemeanor	DM	3	8	8	3	5
Remand Custody	RC	1	1	1	1	-
Remand Visitation	RV	1	1	1	1	-
Show Cause	SC	1	2	2	1	1
Traffic	T	7	7	7	2	5
Truancy	TR	0	1	1	0	1
<b>Juvenile Total</b>		<b>48</b>	<b>119</b>	<b>119</b>	<b>28</b>	<b>91</b>
<b>Greene Totals</b>		<b>103</b>	<b>232</b>	<b>232</b>	<b>69</b>	<b>163</b>



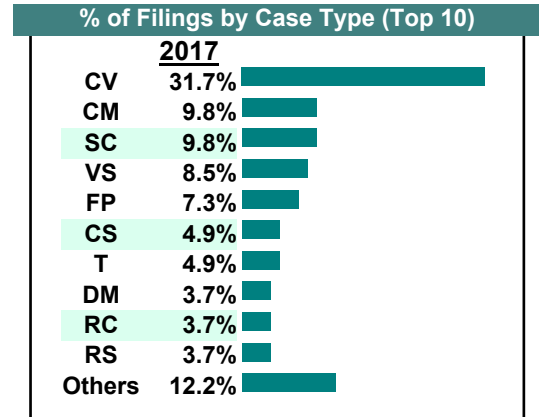
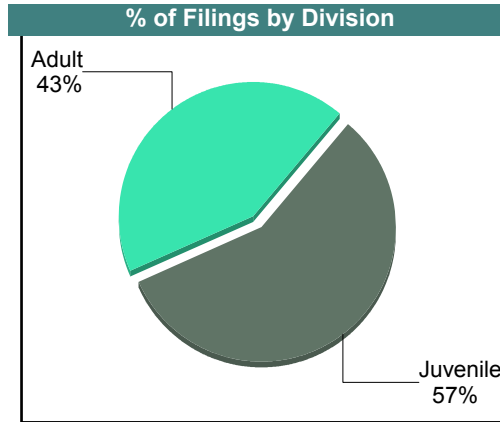
# CASELOAD STATISTICS OF THE JUVENILE & DOMESTIC RELATIONS COURTS

June 2017

**Greene**  
District: 16

		<u>Filings</u>	<u>Hearings</u>	<u>Transactions</u>	<u>Concluded</u>	<u>Cont</u>
<b><u>Adult</u></b>						
Capias	CA	2	10	10	7	3
Felony	CF	0	7	7	6	1
Misdemeanor	CM	8	19	19	6	13
Family Abuse - Prot Order	FP	6	13	13	5	8
Violation of PO	PV	1	1	1	0	1
Remand Support	RS	3	3	3	3	-
Show Cause	SC	8	33	33	15	18
Civil Support	VS	7	21	21	7	14
<b>Adult Total</b>		<b>35</b>	<b>107</b>	<b>107</b>	<b>49</b>	<b>58</b>
<b><u>Juvenile</u></b>						
Abuse or Neglect	AN	2	4	4	0	4
Non-Family Abuse Prot Order	AP	0	1	1	1	-
Child in Need of Services	CS	4	8	8	0	8
Custody Visitation	CV	26	60	60	36	24
Felony	DF	0	10	10	7	3
Misdemeanor	DM	3	23	23	12	11
Foster Care Review	FC	1	1	1	1	-
Remand Custody	RC	3	3	3	3	-
Remand Visitation	RV	3	3	3	3	-
Show Cause	SC	0	4	4	4	-
Status	ST	0	1	1	1	-
Traffic	T	4	4	5	2	3
Truancy	TR	1	3	3	0	3
<b>Juvenile Total</b>		<b>47</b>	<b>125</b>	<b>126</b>	<b>70</b>	<b>56</b>
<b>Greene Totals</b>		<b>82</b>	<b>232</b>	<b>233</b>	<b>119</b>	<b>114</b>

Calendared Filings				
	M	T	W	R
Week 1				
Week 2				
Week 3				
Week 4				
Week 5				

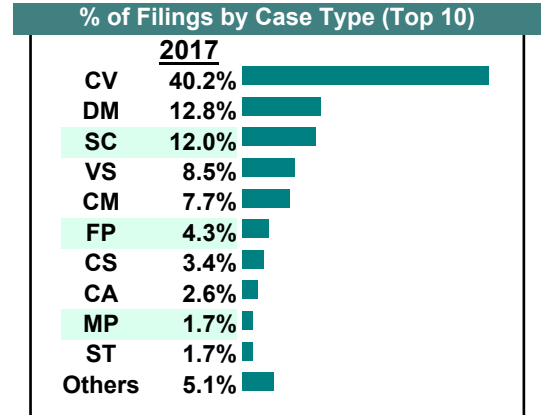
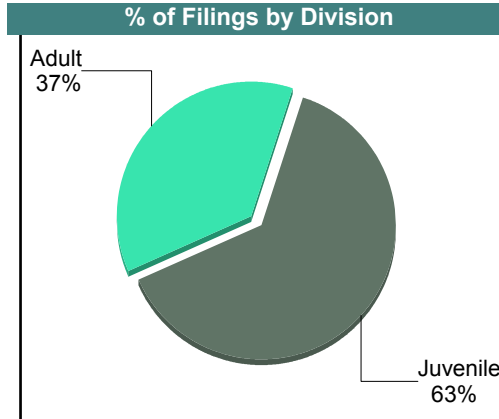



**CASELOAD STATISTICS OF THE JUVENILE & DOMESTIC RELATIONS COURTS**

May 2017

**Greene**  
District: 16

		<u>Filings</u>	<u>Hearings</u>	<u>Transactions</u>	<u>Concluded</u>	<u>Cont</u>
<b>Adult</b>						
Capias	CA	3	12	12	1	11
Felony	CF	1	3	3	2	1
Misdemeanor	CM	9	22	22	7	15
Family Abuse - Prot Order	FP	5	13	13	4	9
Motion - Prot Order	MP	2	2	2	2	-
Show Cause	SC	13	30	30	8	22
Civil Support	VS	10	17	17	10	7
<b>Adult Total</b>		<b>43</b>	<b>99</b>	<b>99</b>	<b>34</b>	<b>65</b>
<b>Juvenile</b>						
Abuse or Neglect	AN	0	5	5	5	-
Non-Family Abuse Prot Order	AP	1	2	2	1	1
Child in Need of Services	CS	4	6	6	2	4
Custody Visitation	CV	47	96	96	23	73
Felony	DF	0	5	5	3	2
Misdemeanor	DM	15	32	32	9	23
Show Cause	SC	1	2	2	1	1
Status	ST	2	3	3	0	3
Traffic	T	2	3	3	2	1
Truancy	TR	1	8	8	2	6
Voluntary Continuing Services Agreement	VA	1	1	1	1	-
<b>Juvenile Total</b>		<b>74</b>	<b>163</b>	<b>163</b>	<b>49</b>	<b>114</b>
<b>Greene Totals</b>		<b>117</b>	<b>262</b>	<b>262</b>	<b>83</b>	<b>179</b>

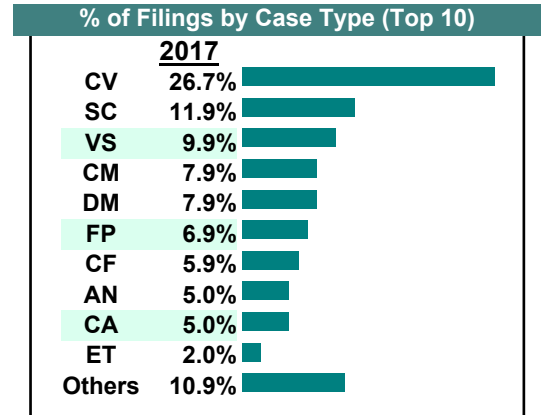
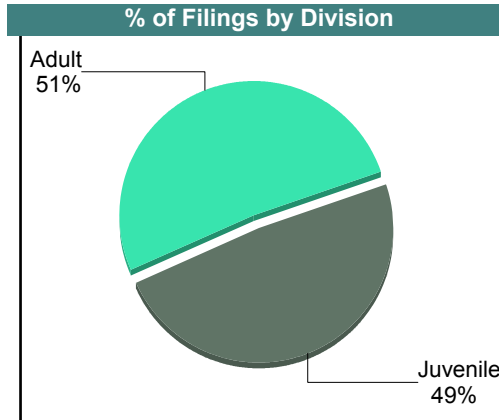
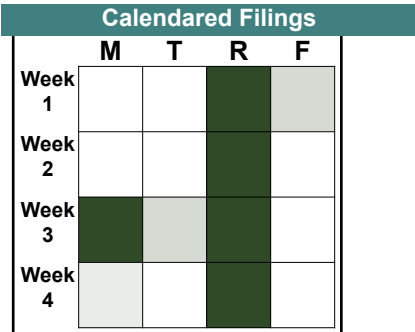


**CASELOAD STATISTICS OF THE JUVENILE & DOMESTIC RELATIONS COURTS**

April 2017

**Greene**  
District: 16

		<u>Filings</u>	<u>Hearings</u>	<u>Transactions</u>	<u>Concluded</u>	<u>Cont</u>
<b><u>Adult</u></b>						
Capias	CA	5	9	9	2	7
Felony	CF	6	9	9	2	7
Misdemeanor	CM	8	23	23	7	16
Family Abuse - Prot Order	FP	7	17	17	7	10
Motion - Prot Order	MP	2	3	3	3	-
Remand Support	RS	1	1	1	1	-
Show Cause	SC	12	30	30	10	20
SL/Other	SL	1	1	1	1	-
Civil Support	VS	10	24	24	11	13
<b>Adult Total</b>		<b>52</b>	<b>117</b>	<b>117</b>	<b>44</b>	<b>73</b>
<b><u>Juvenile</u></b>						
Abuse or Neglect	AN	5	5	5	0	5
Non-Family Abuse Prot Order	AP	1	1	1	0	1
Custody Visitation	CV	27	83	83	25	58
Felony	DF	1	13	13	0	13
Misdemeanor	DM	8	21	21	3	18
Entrustment	ET	2	2	2	2	-
Permanency	PH	1	1	1	1	-
Remand Custody	RC	1	1	1	1	-
Remand Visitation	RV	1	1	1	1	-
Show Cause	SC	0	3	3	0	3
Traffic	T	1	2	2	1	1
Truancy	TR	1	3	3	0	3
<b>Juvenile Total</b>		<b>49</b>	<b>136</b>	<b>136</b>	<b>34</b>	<b>102</b>
<b>Greene Totals</b>		<b>101</b>	<b>253</b>	<b>253</b>	<b>78</b>	<b>175</b>



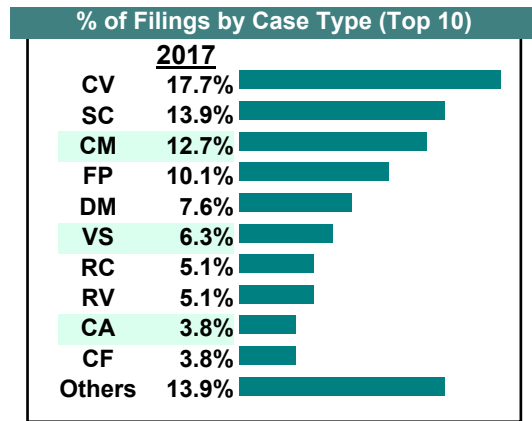
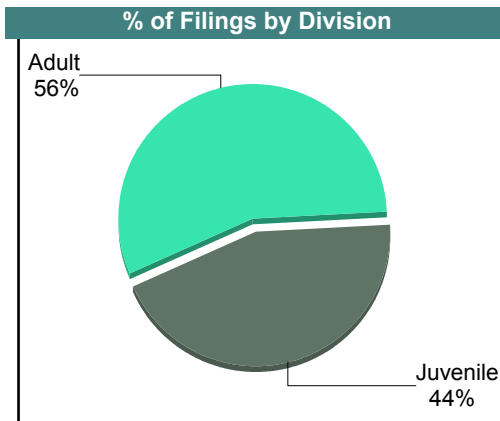
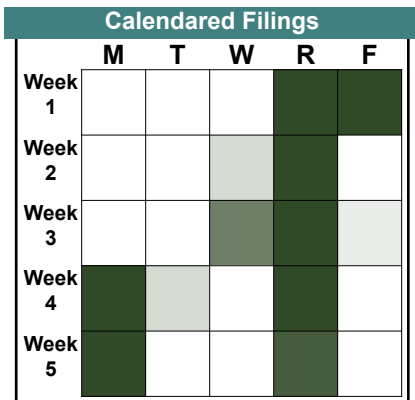
**CASELOAD STATISTICS OF THE JUVENILE & DOMESTIC RELATIONS COURTS**

March 2017

**Greene**

District: 16

		<u>Filings</u>	<u>Hearings</u>	<u>Transactions</u>	<u>Concluded</u>	<u>Cont</u>
<b><u>Adult</u></b>						
Non-Family Abuse Prot Order	AP	1	2	2	1	1
Capias	CA	3	9	9	3	6
Felony	CF	3	7	7	2	5
Misdemeanor	CM	10	28	28	13	15
Family Abuse - Prot Order	FP	8	14	14	5	9
Motion - Prot Order	MP	3	3	3	3	-
Violation of PO	PV	1	1	1	1	-
Remand Support	RS	1	1	1	1	-
Show Cause	SC	9	35	35	14	21
Civil Support	VS	5	28	28	8	20
<b>Adult Total</b>		<b>44</b>	<b>128</b>	<b>128</b>	<b>51</b>	<b>77</b>
<b><u>Juvenile</u></b>						
Non-Family Abuse Prot Order	AP	0	1	1	1	-
Child in Need of Services	CS	2	3	3	0	3
Custody Visitation	CV	14	59	59	10	49
Felony	DF	0	4	4	1	3
Misdemeanor	DM	6	16	16	5	11
Remand Custody	RC	4	4	4	4	-
Remand Visitation	RV	4	4	4	4	-
Show Cause	SC	2	4	4	3	1
Traffic	T	1	1	1	0	1
Truancy	TR	2	2	2	0	2
<b>Juvenile Total</b>		<b>35</b>	<b>98</b>	<b>98</b>	<b>28</b>	<b>70</b>
<b>Greene Totals</b>		<b>79</b>	<b>226</b>	<b>226</b>	<b>79</b>	<b>147</b>



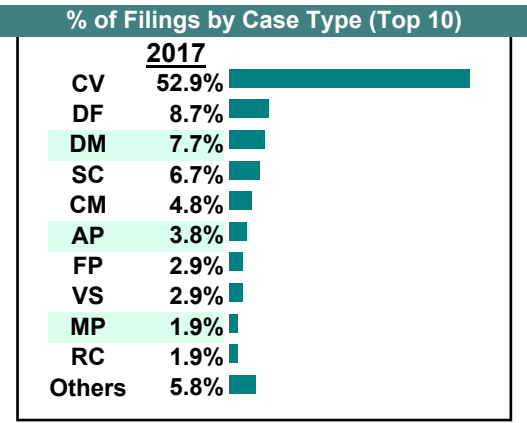
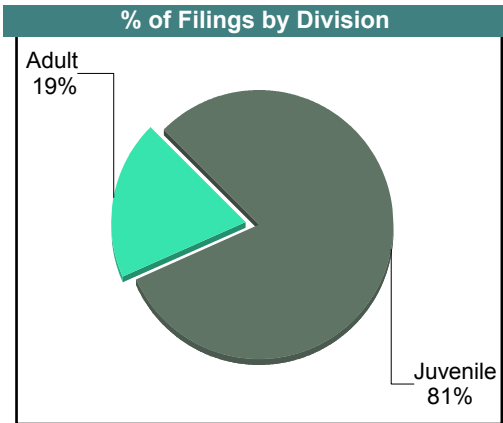

**CASELOAD STATISTICS OF THE JUVENILE & DOMESTIC RELATIONS COURTS**

February 2017

**Greene**

District: 16

		<u>Filings</u>	<u>Hearings</u>	<u>Transactions</u>	<u>Concluded</u>	<u>Cont</u>
<b>Adult</b>						
Non-Family Abuse Prot Order	AP	1	1	1	1	-
Capias	CA	0	5	5	1	4
Felony	CF	0	4	4	2	2
Misdemeanor	CM	5	17	17	8	9
Family Abuse - Prot Order	FP	3	5	5	1	4
Motion - Prot Order	MP	2	3	3	2	1
Remand Support	RS	2	2	2	2	-
Show Cause	SC	4	10	10	4	6
Civil Support	VS	3	5	5	3	2
<b>Adult Total</b>		<b>20</b>	<b>52</b>	<b>52</b>	<b>24</b>	<b>28</b>
<b>Juvenile</b>						
Non-Family Abuse Prot Order	AP	3	6	6	2	4
Custody Visitation	CV	55	99	99	49	50
Felony	DF	9	14	14	0	14
Misdemeanor	DM	8	9	9	0	9
Remand Custody	RC	2	2	2	2	-
Remand Visitation	RV	2	2	2	2	-
Show Cause	SC	3	7	7	0	7
Status	ST	1	2	2	2	-
Traffic	T	1	2	2	1	1
Truancy	TR	0	2	2	0	2
<b>Juvenile Total</b>		<b>84</b>	<b>145</b>	<b>145</b>	<b>58</b>	<b>87</b>
<b>Greene Totals</b>		<b>104</b>	<b>197</b>	<b>197</b>	<b>82</b>	<b>115</b>



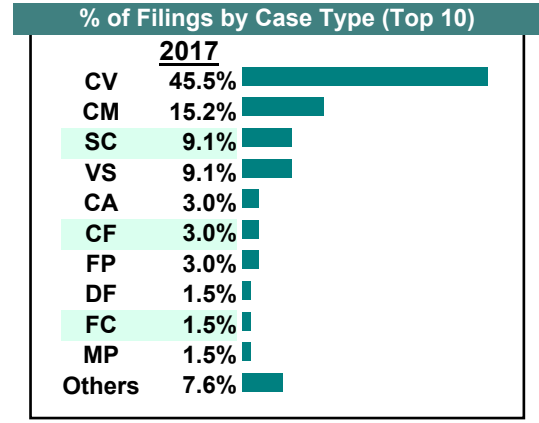
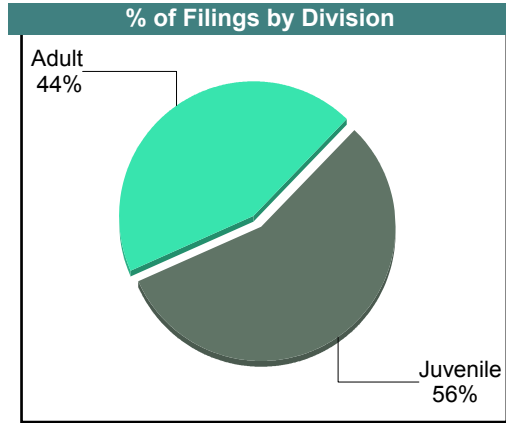
# CASELOAD STATISTICS OF THE JUVENILE & DOMESTIC RELATIONS COURTS

January 2017

**Greene**  
District: 16

		<u>Filings</u>	<u>Hearings</u>	<u>Transactions</u>	<u>Concluded</u>	<u>Cont</u>
<b><u>Adult</u></b>						
Capias	CA	2	4	4	1	3
Felony	CF	2	9	9	6	3
Misdemeanor	CM	10	26	26	8	18
Family Abuse - Prot Order	FP	2	4	4	2	2
Motion - Prot Order	MP	1	1	1	0	1
Violation of PO	PV	1	1	1	1	-
Remand Support	RS	1	1	1	1	-
Show Cause	SC	4	14	14	9	5
Civil Support	VS	6	11	11	9	2
<b>Adult Total</b>		<b>29</b>	<b>71</b>	<b>71</b>	<b>37</b>	<b>34</b>
<b><u>Juvenile</u></b>						
Custody Visitation	CV	30	106	106	53	53
Felony	DF	1	2	2	0	2
Misdemeanor	DM	0	8	8	6	2
Foster Care Review	FC	1	1	1	1	-
Remand Custody	RC	1	1	1	1	-
Remand Visitation	RV	1	1	1	1	-
Show Cause	SC	2	6	6	2	4
Status	ST	0	1	1	0	1
Traffic	T	1	2	4	4	-
Truancy	TR	0	3	3	0	3
<b>Juvenile Total</b>		<b>37</b>	<b>131</b>	<b>133</b>	<b>68</b>	<b>65</b>
<b>Greene Totals</b>		<b>66</b>	<b>202</b>	<b>204</b>	<b>105</b>	<b>99</b>

Calendared Filings					
	M	T	W	R	F
Week 1					
Week 2					
Week 3					
Week 4					



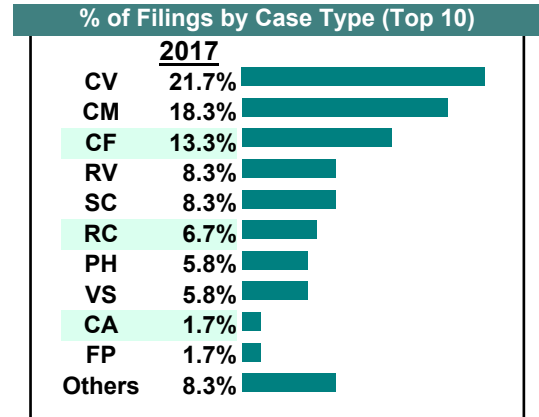
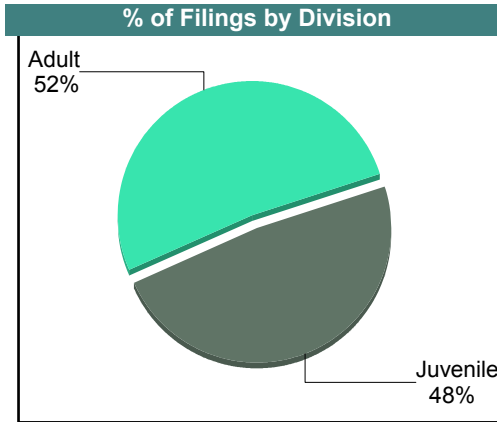



# CASELOAD STATISTICS OF THE JUVENILE & DOMESTIC RELATIONS COURTS

December 2017

Louisa  
District: 16

		<u>Filings</u>	<u>Hearings</u>	<u>Transactions</u>	<u>Concluded</u>	<u>Cont</u>
<b>Adult</b>						
Capias	CA	2	6	6	2	4
Felony	CF	16	28	28	14	14
Misdemeanor	CM	22	43	43	16	27
Family Abuse - Prot Order	FP	2	4	4	3	1
Motion - Prot Order	MP	1	1	1	1	-
Remand Support	RS	2	2	2	2	-
Show Cause	SC	10	25	25	7	18
Civil Support	VS	7	11	11	5	6
<b>Adult Total</b>		<b>62</b>	<b>120</b>	<b>120</b>	<b>50</b>	<b>70</b>
<b>Juvenile</b>						
Abuse or Neglect	AN	0	4	4	1	3
Child in Need of Services	CS	1	3	3	3	-
Custody Visitation	CV	26	149	149	67	81
Felony	DF	0	4	4	2	2
Misdemeanor	DM	1	10	10	1	9
Foster Care Review	FC	1	1	1	1	-
Permanency	PH	7	7	7	7	-
Petition	PT	2	2	2	0	2
Remand Custody	RC	8	8	8	8	-
Remand Visitation	RV	10	10	10	10	-
Show Cause	SC	0	1	1	1	-
Traffic	T	2	2	3	2	1
Truancy	TR	0	1	1	0	1
<b>Juvenile Total</b>		<b>58</b>	<b>202</b>	<b>203</b>	<b>103</b>	<b>99</b>
<b>Louisa Totals</b>		<b>120</b>	<b>322</b>	<b>323</b>	<b>153</b>	<b>169</b>

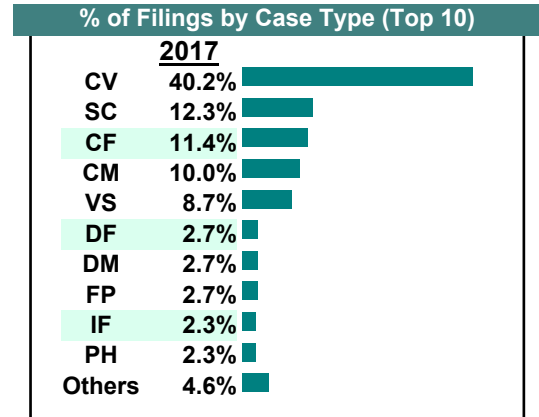
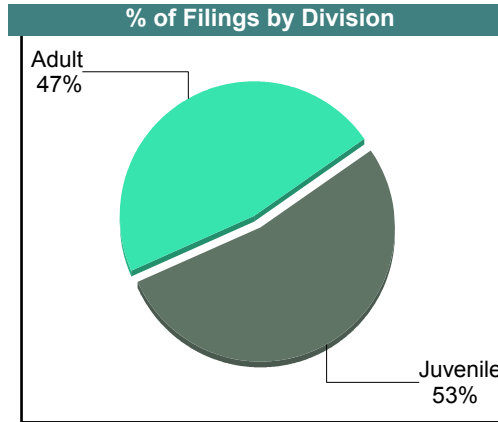



# CASELOAD STATISTICS OF THE JUVENILE & DOMESTIC RELATIONS COURTS

November 2017

Louisa  
District: 16

		<u>Filings</u>	<u>Hearings</u>	<u>Transactions</u>	<u>Concluded</u>	<u>Cont</u>
<b>Adult</b>						
Non-Family Abuse Prot Order	AP	0	1	1	0	1
Capias	CA	1	10	10	5	5
Felony	CF	25	40	40	20	20
Misdemeanor	CM	22	56	56	26	30
Family Abuse - Prot Order	FP	6	13	13	4	9
Motion - Prot Order	MP	2	2	2	2	-
Violation of PO	PV	2	2	2	2	-
Show Cause	SC	26	50	50	15	35
Civil Support	VS	19	40	40	19	21
<b>Adult Total</b>		<b>103</b>	<b>214</b>	<b>214</b>	<b>93</b>	<b>121</b>
<b>Juvenile</b>						
Abuse or Neglect	AN	3	7	7	3	4
Child in Need of Services	CS	0	1	1	0	1
Custody Visitation	CV	88	266	266	100	166
Felony	DF	6	19	19	3	16
Misdemeanor	DM	6	19	19	8	11
Foster Care Review	FC	1	1	1	1	-
Family Abuse - Prot Order	FP	0	1	1	0	1
Initial Foster Care	IF	5	5	5	5	-
Permanency	PH	5	5	5	4	-
Show Cause	SC	1	2	2	0	2
Traffic	T	1	3	3	3	-
Truancy	TR	0	1	1	0	1
<b>Juvenile Total</b>		<b>116</b>	<b>330</b>	<b>330</b>	<b>127</b>	<b>202</b>
<b>Louisa Totals</b>		<b>219</b>	<b>544</b>	<b>544</b>	<b>220</b>	<b>323</b>

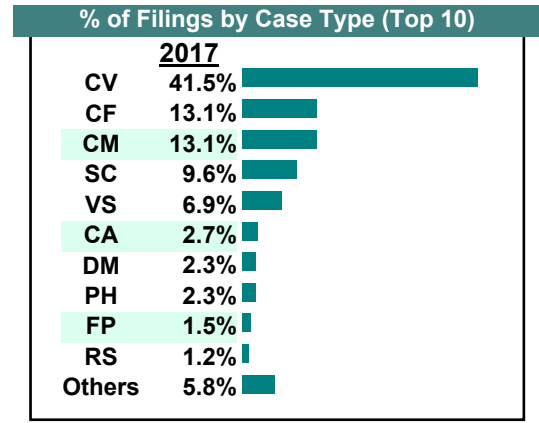
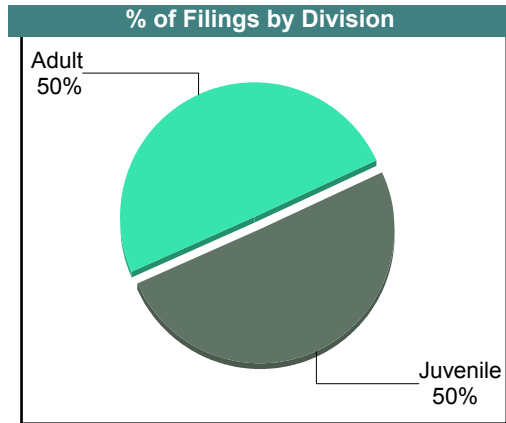
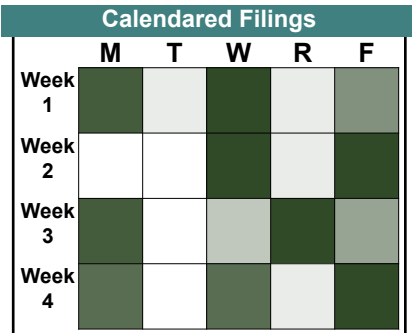


# CASELOAD STATISTICS OF THE JUVENILE & DOMESTIC RELATIONS COURTS

October 2017

Louisa  
District: 16

		<u>Filings</u>	<u>Hearings</u>	<u>Transactions</u>	<u>Concluded</u>	<u>Cont</u>
<b><u>Adult</u></b>						
Capias	CA	7	16	16	10	6
Felony	CF	34	46	46	24	22
Misdemeanor	CM	34	68	68	40	28
Family Abuse - Prot Order	FP	4	8	8	4	4
Motion - Prot Order	MP	1	1	1	1	-
Violation of PO	PV	2	2	2	2	-
Remand Support	RS	3	3	3	3	-
Show Cause	SC	25	73	73	37	35
SL/Other	SL	1	1	1	1	-
Civil Support	VS	18	36	36	20	14
<b>Adult Total</b>		<b>129</b>	<b>254</b>	<b>254</b>	<b>142</b>	<b>109</b>
<b><u>Juvenile</u></b>						
Abuse or Neglect	AN	2	7	7	2	5
Child in Need of Services	CS	0	6	6	0	6
Custody Visitation	CV	108	280	280	94	186
Felony	DF	1	2	2	1	1
Misdemeanor	DM	6	11	11	3	8
Motion - Prot Order	MP	0	2	2	2	-
Permanency	PH	6	8	8	8	-
Child at Risk	RI	0	1	1	1	-
Status	ST	1	2	2	1	1
Traffic	T	3	6	6	3	3
Term Parental Rights	TP	3	3	3	3	-
Truancy	TR	0	1	1	0	1
Voluntary Continuing Services Agreement	VA	1	1	1	0	1
<b>Juvenile Total</b>		<b>131</b>	<b>330</b>	<b>330</b>	<b>118</b>	<b>212</b>
<b>Louisa Totals</b>		<b>260</b>	<b>584</b>	<b>584</b>	<b>260</b>	<b>321</b>



**CASELOAD STATISTICS OF THE JUVENILE & DOMESTIC RELATIONS COURTS**

September 2017


**Louisa**  
District: 16

		<u>Filings</u>	<u>Hearings</u>	<u>Transactions</u>	<u>Concluded</u>	<u>Cont</u>
<b><u>Adult</u></b>						
Non-Family Abuse Prot Order	AP	0	1	1	0	1
Capias	CA	2	7	7	2	5
Felony	CF	11	20	20	12	8
Misdemeanor	CM	34	77	77	41	36
Family Abuse - Prot Order	FP	1	6	6	3	3
Motion - Prot Order	MP	1	1	1	1	-
Other	OT	1	1	1	1	-
Violation of PO	PV	2	2	2	2	-
Remand Support	RS	3	3	3	3	-
Show Cause	SC	24	62	62	31	31
Civil Support	VS	15	39	39	19	20
<b>Adult Total</b>		<b>94</b>	<b>219</b>	<b>219</b>	<b>115</b>	<b>104</b>

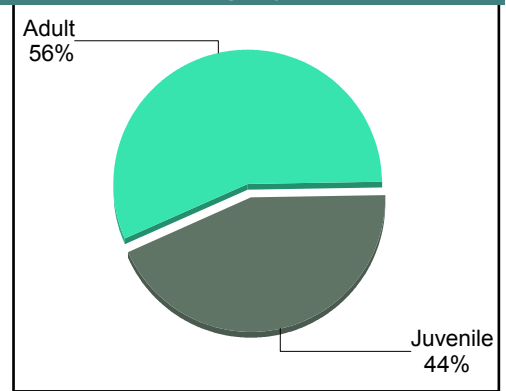
<b><u>Juvenile</u></b>						
Abuse or Neglect	AN	7	9	9	6	3
Child in Need of Services	CS	2	4	4	1	3
Custody Visitation	CV	56	197	197	53	144
Felony	DF	1	11	11	2	9
Misdemeanor	DM	2	11	12	5	7
Foster Care Review	FC	1	1	1	1	-
Family Abuse - Prot Order	FP	0	1	1	0	1
Initial Foster Care	IF	1	1	1	1	-
Permanency	PH	2	2	2	2	-
Petition	PT	0	2	2	2	-
Show Cause	SC	0	3	3	0	3
Traffic	T	1	5	5	2	3
Truancy	TR	0	1	1	0	1
<b>Juvenile Total</b>		<b>73</b>	<b>248</b>	<b>249</b>	<b>75</b>	<b>174</b>

<b>Louisa Totals</b>		<b>167</b>	<b>467</b>	<b>468</b>	<b>190</b>	<b>278</b>
----------------------	--	------------	------------	------------	------------	------------

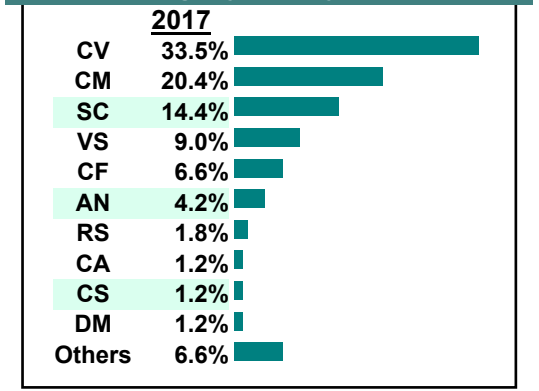
**Calendared Filings**



**% of Filings by Division**



**% of Filings by Case Type (Top 10)**

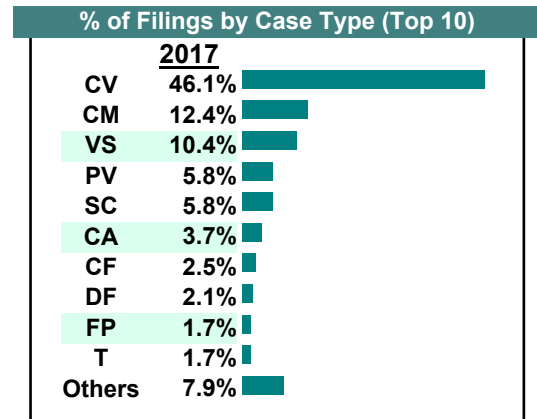
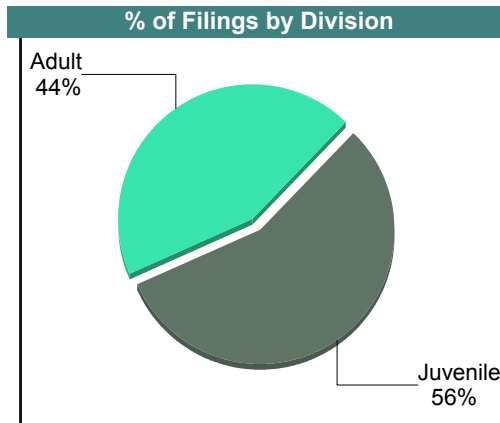



**CASELOAD STATISTICS OF THE JUVENILE & DOMESTIC RELATIONS COURTS**

**August 2017**

**Louisa**  
District: 16

		<u>Filings</u>	<u>Hearings</u>	<u>Transactions</u>	<u>Concluded</u>	<u>Cont</u>
<b><u>Adult</u></b>						
Non-Family Abuse Prot Order	AP	2	3	3	1	2
Capias	CA	9	21	21	11	10
Felony	CF	6	19	19	11	8
Misdemeanor	CM	30	88	88	53	35
Family Abuse - Prot Order	FP	4	8	8	4	4
Motion - Prot Order	MP	1	1	1	1	-
Violation of PO	PV	14	14	14	14	-
Remand Support	RS	1	1	1	1	-
Show Cause	SC	14	48	48	16	32
Civil Support	VS	25	43	43	23	20
<b>Adult Total</b>		<b>106</b>	<b>246</b>	<b>246</b>	<b>135</b>	<b>111</b>
<b><u>Juvenile</u></b>						
Abuse or Neglect	AN	2	15	15	4	11
Child in Need of Services	CS	1	4	4	1	3
Custody Visitation	CV	111	223	223	72	151
Felony	DF	5	11	11	0	11
Misdemeanor	DM	3	16	16	3	13
Foster Care Review	FC	1	1	1	1	-
Initial Foster Care	IF	1	1	1	1	-
Motion - Prot Order	MP	2	4	4	2	2
Permanency	PH	2	2	2	2	-
Remand Custody	RC	1	1	1	1	-
Child at Risk	RI	1	1	1	0	1
Remand Visitation	RV	1	1	1	1	-
Status	ST	0	1	1	1	-
Traffic	T	4	7	7	5	2
Truancy	TR	0	1	1	0	1
<b>Juvenile Total</b>		<b>135</b>	<b>289</b>	<b>289</b>	<b>94</b>	<b>195</b>
<b>Louisa Totals</b>		<b>241</b>	<b>535</b>	<b>535</b>	<b>229</b>	<b>306</b>

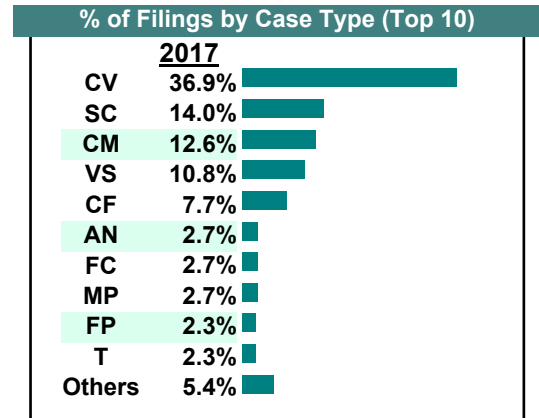
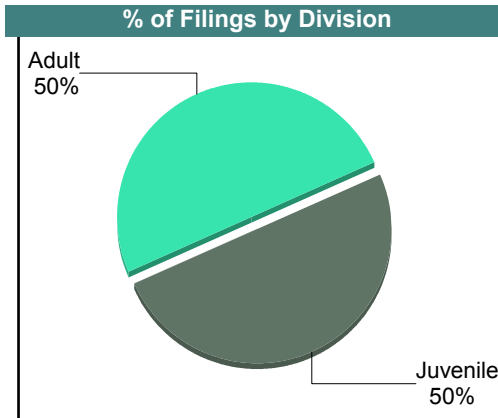
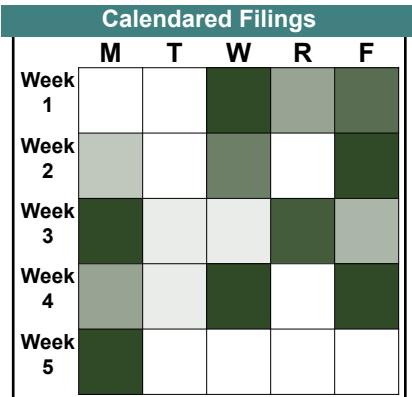


# CASELOAD STATISTICS OF THE JUVENILE & DOMESTIC RELATIONS COURTS

July 2017

Louisa  
District: 16

		<u>Filings</u>	<u>Hearings</u>	<u>Transactions</u>	<u>Concluded</u>	<u>Cont</u>
<b><u>Adult</u></b>						
Bond Forfeiture	BF	0	1	1	1	-
Capias	CA	2	10	10	3	7
Felony	CF	17	30	30	13	17
Misdemeanor	CM	28	68	68	28	40
Family Abuse - Prot Order	FP	5	14	14	6	8
Motion - Prot Order	MP	2	2	2	2	-
Remand Support	RS	2	2	2	2	-
Show Cause	SC	31	86	86	28	58
Civil Support	VS	24	46	46	13	31
<b>Adult Total</b>		<b>111</b>	<b>259</b>	<b>259</b>	<b>96</b>	<b>161</b>
<b><u>Juvenile</u></b>						
Abuse or Neglect	AN	6	11	11	1	10
Child in Need of Services	CS	0	6	6	1	5
Custody Visitation	CV	82	238	238	77	161
Felony	DF	0	2	2	0	2
Misdemeanor	DM	3	16	16	4	12
Foster Care Review	FC	6	6	6	6	-
Family Abuse - Prot Order	FP	0	1	1	0	1
Initial Foster Care	IF	1	1	1	1	-
Motion - Prot Order	MP	4	6	6	4	2
Permanency	PH	3	3	3	3	-
Petition	PT	1	1	1	0	1
Show Cause	SC	0	1	1	0	1
Traffic	T	5	7	7	3	3
Truancy	TR	0	3	3	1	2
<b>Juvenile Total</b>		<b>111</b>	<b>302</b>	<b>302</b>	<b>101</b>	<b>200</b>
<b>Louisa Totals</b>		<b>222</b>	<b>561</b>	<b>561</b>	<b>197</b>	<b>361</b>

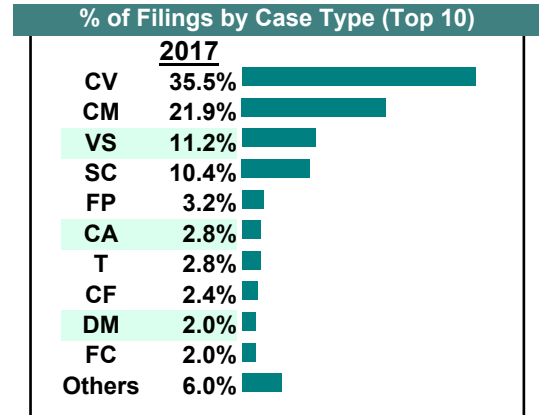
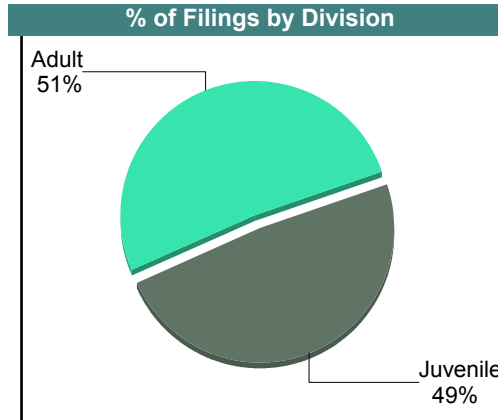



# CASELOAD STATISTICS OF THE JUVENILE & DOMESTIC RELATIONS COURTS

June 2017

**Louisa**  
District: 16

		<u>Filings</u>	<u>Hearings</u>	<u>Transactions</u>	<u>Concluded</u>	<u>Cont</u>
<b><u>Adult</u></b>						
Capias	CA	7	14	14	3	11
Felony	CF	6	18	18	14	4
Misdemeanor	CM	55	94	94	38	56
Family Abuse - Prot Order	FP	6	10	10	4	6
Motion - Prot Order	MP	2	2	2	2	-
Show Cause	SC	25	77	77	26	51
Civil Support	VS	28	48	48	24	24
<b>Adult Total</b>		<b>129</b>	<b>263</b>	<b>263</b>	<b>111</b>	<b>152</b>
<b><u>Juvenile</u></b>						
Custody Visitation	CV	89	220	220	92	128
Felony	DF	0	3	3	1	2
Misdemeanor	DM	5	16	16	7	9
Foster Care Review	FC	5	5	5	5	-
Family Abuse - Prot Order	FP	2	3	3	1	2
Initial Foster Care	IF	1	1	1	1	-
Permanency	PH	3	5	5	3	2
Petition	PT	1	1	1	0	1
Remand Custody	RC	4	4	4	4	-
Remand Visitation	RV	4	4	4	4	-
Show Cause	SC	1	2	2	1	1
Status	ST	0	1	1	0	1
Traffic	T	7	5	8	7	1
Truancy	TR	0	2	2	1	1
<b>Juvenile Total</b>		<b>122</b>	<b>272</b>	<b>275</b>	<b>127</b>	<b>148</b>
<b>Louisa Totals</b>		<b>251</b>	<b>535</b>	<b>538</b>	<b>238</b>	<b>300</b>

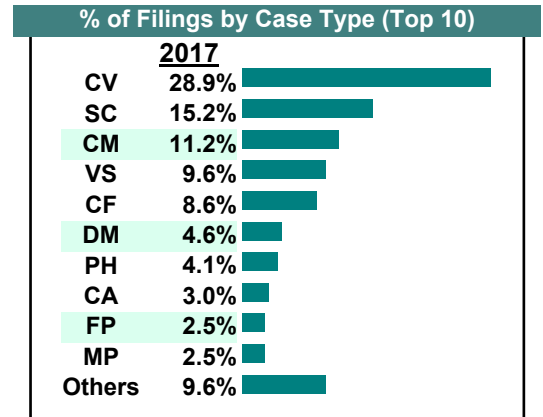
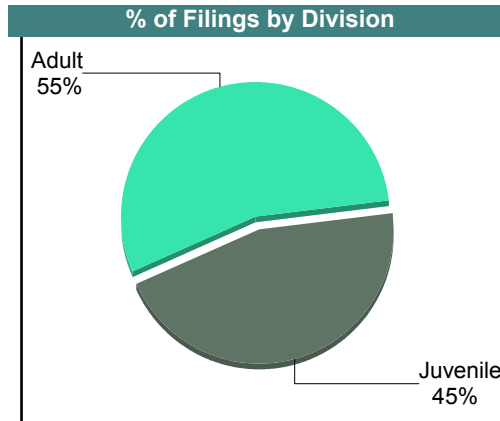



# CASELOAD STATISTICS OF THE JUVENILE & DOMESTIC RELATIONS COURTS

May 2017

**Louisa**  
District: 16

		<u>Filings</u>	<u>Hearings</u>	<u>Transactions</u>	<u>Concluded</u>	<u>Cont</u>
<b><u>Adult</u></b>						
Bond Forfeiture	BF	1	1	1	0	1
Capias	CA	6	12	12	6	6
Felony	CF	17	27	27	15	12
Misdemeanor	CM	22	58	58	30	28
Family Abuse - Prot Order	FP	5	11	11	5	6
Motion - Prot Order	MP	5	5	5	5	-
Remand Support	RS	3	3	3	3	-
Show Cause	SC	30	75	75	35	40
Civil Support	VS	19	43	43	26	17
<b>Adult Total</b>		<b>108</b>	<b>235</b>	<b>235</b>	<b>125</b>	<b>110</b>
<b><u>Juvenile</u></b>						
Abuse or Neglect	AN	1	9	9	7	2
Child in Need of Services	CS	0	11	11	3	8
Custody Visitation	CV	57	169	169	60	109
Felony	DF	2	3	3	1	2
Misdemeanor	DM	9	21	21	3	18
Initial Foster Care	IF	2	2	2	2	-
Permanency	PH	8	9	9	6	3
Show Cause	SC	0	1	1	0	1
Traffic	T	5	10	10	6	4
Term Parental Rights	TP	5	7	7	5	2
Truancy	TR	0	5	5	1	4
<b>Juvenile Total</b>		<b>89</b>	<b>247</b>	<b>247</b>	<b>94</b>	<b>153</b>
<b>Louisa Totals</b>		<b>197</b>	<b>482</b>	<b>482</b>	<b>219</b>	<b>263</b>



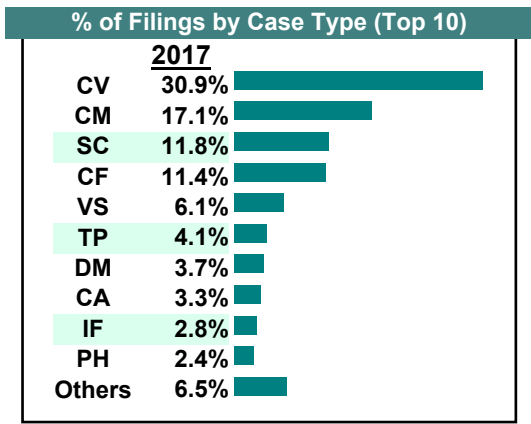
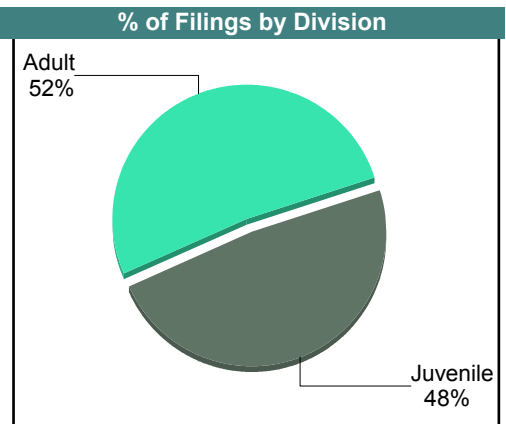
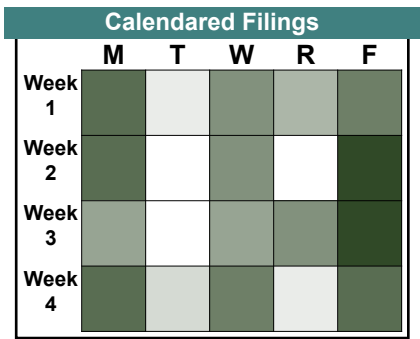


# CASELOAD STATISTICS OF THE JUVENILE & DOMESTIC RELATIONS COURTS

April 2017

Louisa  
District: 16

		Filings	Hearings	Transactions	Concluded	Cont
<b>Adult</b>						
Capias	CA	8	24	24	17	7
Felony	CF	28	54	54	35	19
Misdemeanor	CM	42	94	94	43	51
Family Abuse - Prot Order	FP	2	8	8	6	2
Motion - Prot Order	MP	2	2	2	2	-
Show Cause	SC	29	87	87	42	45
SL/Other	SL	1	1	1	1	-
Civil Support	VS	15	35	35	20	15
<b>Adult Total</b>		<b>127</b>	<b>305</b>	<b>305</b>	<b>166</b>	<b>139</b>
<b>Juvenile</b>						
Abuse or Neglect	AN	3	17	17	7	10
Custody Relief	CR	0	1	1	1	-
Child in Need of Services	CS	1	6	6	2	4
Custody Visitation	CV	76	240	240	102	138
Felony	DF	0	3	3	3	-
Misdemeanor	DM	9	18	18	5	13
Foster Care Review	FC	2	2	2	2	-
Initial Foster Care	IF	7	7	7	7	-
Permanency	PH	6	6	6	6	-
Show Cause	SC	0	1	1	1	-
Status	ST	1	1	1	0	1
Traffic	T	4	5	6	5	1
Term Parental Rights	TP	10	10	10	10	-
Truancy	TR	0	3	3	1	2
<b>Juvenile Total</b>		<b>119</b>	<b>320</b>	<b>321</b>	<b>152</b>	<b>169</b>
<b>Louisa Totals</b>		<b>246</b>	<b>625</b>	<b>626</b>	<b>318</b>	<b>308</b>

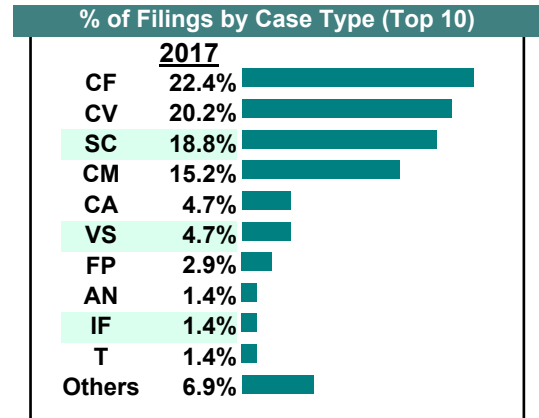
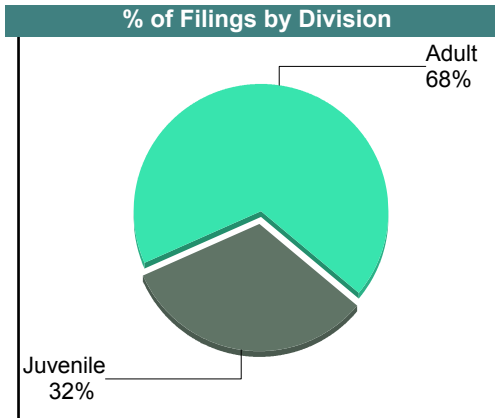
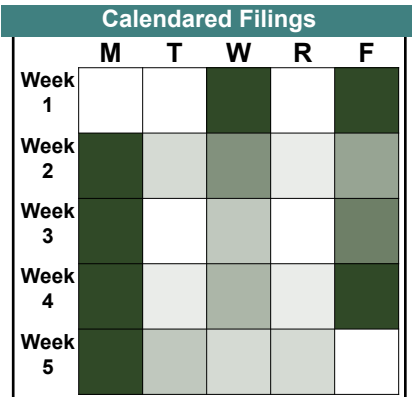


# CASELOAD STATISTICS OF THE JUVENILE & DOMESTIC RELATIONS COURTS

March 2017

Louisa  
District: 16

		<u>Filings</u>	<u>Hearings</u>	<u>Transactions</u>	<u>Concluded</u>	<u>Cont</u>
<b>Adult</b>						
Non-Family Abuse Prot Order	AP	0	1	1	1	-
Capias	CA	13	23	23	6	17
Felony	CF	62	93	93	78	15
Misdemeanor	CM	42	81	81	45	36
Family Abuse - Prot Order	FP	8	17	17	8	9
Remand Support	RS	1	1	1	1	-
Show Cause	SC	49	119	119	50	69
Civil Support	VS	13	34	34	10	24
<b>Adult Total</b>		<b>188</b>	<b>369</b>	<b>369</b>	<b>199</b>	<b>170</b>
<b>Juvenile</b>						
Abuse or Neglect	AN	4	32	32	11	21
Child in Need of Services	CS	2	16	16	4	12
Custody Visitation	CV	56	192	192	48	144
Felony	DF	2	2	2	0	2
Misdemeanor	DM	3	22	22	12	10
Foster Care Review	FC	3	3	3	3	-
Initial Foster Care	IF	4	4	4	4	-
Motion - Prot Order	MP	2	2	2	0	2
Permanency	PH	1	1	1	1	-
Remand Custody	RC	1	1	1	1	-
Remand Visitation	RV	1	1	1	1	-
Show Cause	SC	3	3	3	0	3
Status	ST	1	2	2	1	1
Traffic	T	4	5	5	3	2
Truancy	TR	2	8	8	2	6
<b>Juvenile Total</b>		<b>89</b>	<b>294</b>	<b>294</b>	<b>91</b>	<b>203</b>
<b>Louisa Totals</b>		<b>277</b>	<b>663</b>	<b>663</b>	<b>290</b>	<b>373</b>



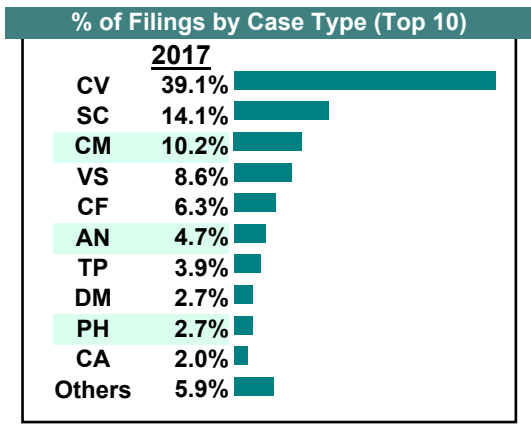
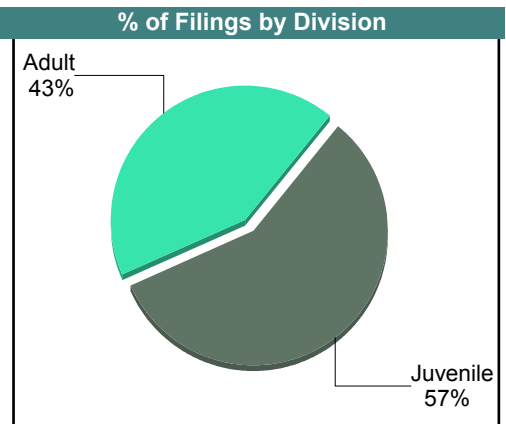
# CASELOAD STATISTICS OF THE JUVENILE & DOMESTIC RELATIONS COURTS

February 2017

Louisa  
District: 16

		<u>Filings</u>	<u>Hearings</u>	<u>Transactions</u>	<u>Concluded</u>	<u>Cont</u>
<b>Adult</b>						
Non-Family Abuse Prot Order	AP	1	1	1	0	1
Bond Forfeiture	BF	0	1	1	1	-
Capias	CA	5	16	16	7	9
Felony	CF	16	44	44	18	26
Misdemeanor	CM	26	74	74	32	42
Family Abuse - Prot Order	FP	3	16	16	8	8
Motion - Prot Order	MP	1	2	2	2	-
Show Cause	SC	35	64	64	18	46
Civil Support	VS	22	39	39	24	15
<b>Adult Total</b>		<b>109</b>	<b>257</b>	<b>257</b>	<b>110</b>	<b>147</b>
<b>Juvenile</b>						
Abuse or Neglect	AN	12	34	34	7	27
Custody Relief	CR	0	1	1	0	1
Child in Need of Services	CS	1	7	7	1	6
Custody Visitation	CV	100	206	206	45	161
Felony	DF	2	3	3	0	3
Misdemeanor	DM	7	17	17	8	9
Initial Foster Care	IF	1	1	1	1	-
Permanency	PH	7	7	7	7	-
Petition	PT	0	1	1	1	-
Show Cause	SC	1	1	1	0	1
Traffic	T	4	5	5	0	5
Term Parental Rights	TP	10	10	10	10	-
Truancy	TR	2	4	4	1	3
<b>Juvenile Total</b>		<b>147</b>	<b>297</b>	<b>297</b>	<b>81</b>	<b>216</b>
<b>Louisa Totals</b>		<b>256</b>	<b>554</b>	<b>554</b>	<b>191</b>	<b>363</b>

Calendared Filings					
	M	T	W	R	F
Week 1					
Week 2					
Week 3					
Week 4					
Week 5					


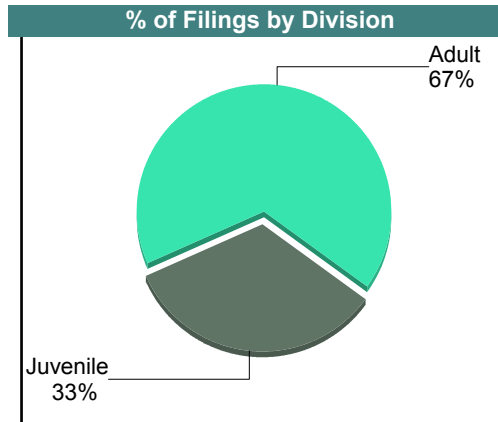



# CASELOAD STATISTICS OF THE JUVENILE & DOMESTIC RELATIONS COURTS

January 2017

Louisa  
District: 16

		<u>Filings</u>	<u>Hearings</u>	<u>Transactions</u>	<u>Concluded</u>	<u>Cont</u>
<b><u>Adult</u></b>						
Bond Forfeiture	BF	0	1	1	1	-
Capias	CA	8	19	19	8	11
Felony	CF	25	60	60	20	40
Misdemeanor	CM	42	78	78	33	45
Family Abuse - Prot Order	FP	13	17	17	5	12
Motion - Prot Order	MP	1	1	1	0	1
Remand Support	RS	2	2	2	2	-
Show Cause	SC	14	54	54	15	39
SL/Other	SL	2	3	3	3	-
Civil Support	VS	25	48	48	20	28
<b>Adult Total</b>		<b>132</b>	<b>283</b>	<b>283</b>	<b>107</b>	<b>176</b>
<b><u>Juvenile</u></b>						
Abuse or Neglect	AN	6	9	9	1	8
Child in Need of Services	CS	5	9	9	0	9
Custody Visitation	CV	38	97	97	28	69
Felony	DF	0	4	4	1	3
Misdemeanor	DM	7	29	29	16	13
Foster Care Review	FC	2	2	2	2	-
Initial Foster Care	IF	1	1	1	1	-
Permanency	PH	2	2	2	2	-
Petition	PT	1	1	1	0	1
Status	ST	0	1	1	0	1
Traffic	T	4	4	6	3	3
Truancy	TR	0	1	1	1	-
<b>Juvenile Total</b>		<b>66</b>	<b>160</b>	<b>162</b>	<b>55</b>	<b>107</b>
<b>Louisa Totals</b>		<b>198</b>	<b>443</b>	<b>445</b>	<b>162</b>	<b>283</b>



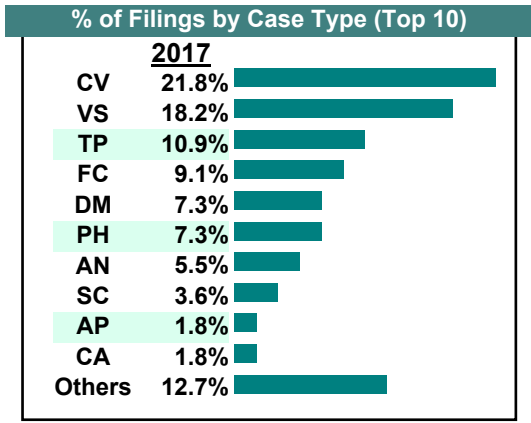
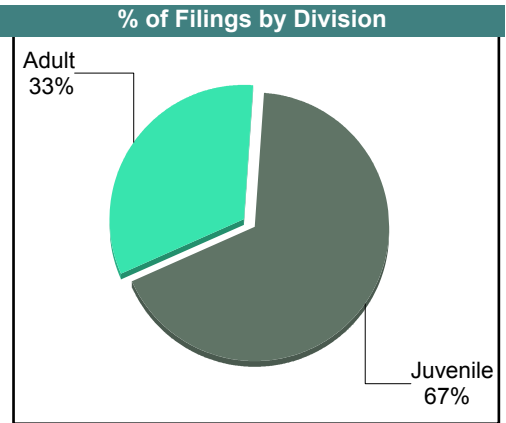

**CASELOAD STATISTICS OF THE JUVENILE & DOMESTIC RELATIONS COURTS**

December 2017

**Madison**

District: 16

		<u>Filings</u>	<u>Hearings</u>	<u>Transactions</u>	<u>Concluded</u>	<u>Cont</u>
<b>Adult</b>						
Capias	CA	1	5	5	0	5
Felony	CF	1	14	14	12	2
Misdemeanor	CM	1	7	7	1	6
Family Abuse - Prot Order	FP	1	2	2	1	1
Other	OT	1	5	5	1	4
Show Cause	SC	2	16	16	4	12
SL/Other	SL	1	1	1	1	-
Civil Support	VS	10	29	29	12	17
<b>Adult Total</b>		<b>18</b>	<b>79</b>	<b>79</b>	<b>32</b>	<b>47</b>
<b>Juvenile</b>						
Abuse or Neglect	AN	3	6	6	2	4
Non-Family Abuse Prot Order	AP	1	2	2	0	2
Child in Need of Services	CS	1	1	1	1	-
Custody Visitation	CV	12	35	35	16	19
Felony	DF	0	3	3	3	-
Misdemeanor	DM	4	9	9	3	6
Foster Care Review	FC	5	5	5	5	-
Initial Foster Care	IF	1	1	1	1	-
Motion - Prot Order	MP	0	2	2	0	2
Permanency	PH	4	4	4	3	1
Petition	PT	0	1	1	1	-
Status	ST	0	1	1	1	-
Traffic	T	0	2	2	0	2
Term Parental Rights	TP	6	6	6	4	2
Truancy	TR	0	2	2	1	1
<b>Juvenile Total</b>		<b>37</b>	<b>80</b>	<b>80</b>	<b>41</b>	<b>39</b>
<b>Madison Totals</b>		<b>55</b>	<b>159</b>	<b>159</b>	<b>73</b>	<b>86</b>



**CASELOAD STATISTICS OF THE JUVENILE & DOMESTIC RELATIONS COURTS**

November 2017

**Madison**

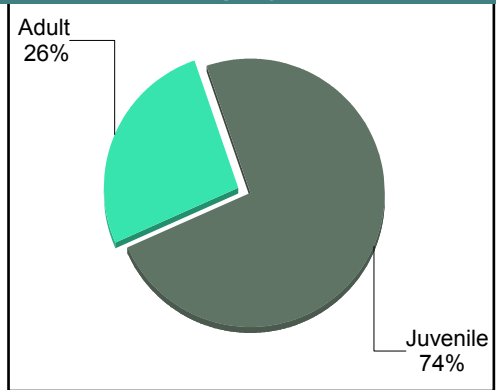
District: 16

		<u>Filings</u>	<u>Hearings</u>	<u>Transactions</u>	<u>Concluded</u>	<u>Cont</u>
<b><u>Adult</u></b>						
Capias	CA	1	1	1	0	1
Felony	CF	1	1	1	0	1
Misdemeanor	CM	3	12	12	4	8
Family Abuse - Prot Order	FP	1	3	3	1	2
Other	OT	0	2	2	1	1
Show Cause	SC	4	7	7	6	1
Civil Support	VS	10	16	16	6	10
<b>Adult Total</b>		<b>20</b>	<b>42</b>	<b>42</b>	<b>18</b>	<b>24</b>
<b><u>Juvenile</u></b>						
Abuse or Neglect	AN	1	3	3	0	3
Child in Need of Services	CS	0	1	1	1	-
Custody Visitation	CV	24	53	53	16	37
Misdemeanor	DM	5	6	6	0	6
Motion - Prot Order	MP	1	1	1	0	1
Permanency	PH	10	10	10	10	-
Petition	PT	1	1	1	0	1
Status	ST	3	3	3	0	3
Traffic	T	2	2	3	2	1
Term Parental Rights	TP	6	6	6	6	-
Truancy	TR	1	1	1	0	1
Voluntary Continuing Services Agreement	VA	2	2	2	2	-
<b>Juvenile Total</b>		<b>56</b>	<b>89</b>	<b>90</b>	<b>37</b>	<b>53</b>
<b>Madison Totals</b>		<b>76</b>	<b>131</b>	<b>132</b>	<b>55</b>	<b>77</b>

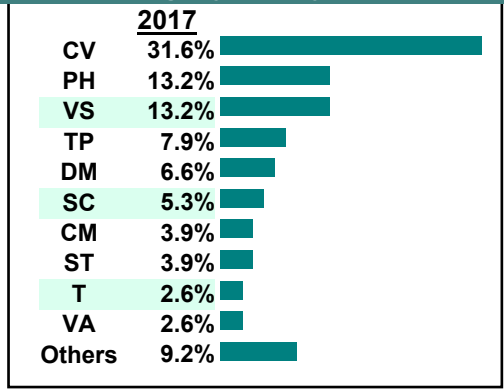
**Calendared Filings**

	<b>M</b>	<b>T</b>	<b>R</b>	<b>F</b>
Week 1				
Week 2				
Week 3				
Week 4				

**% of Filings by Division**



**% of Filings by Case Type (Top 10)**



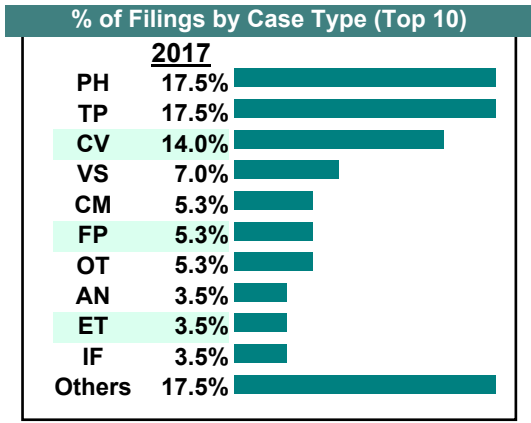
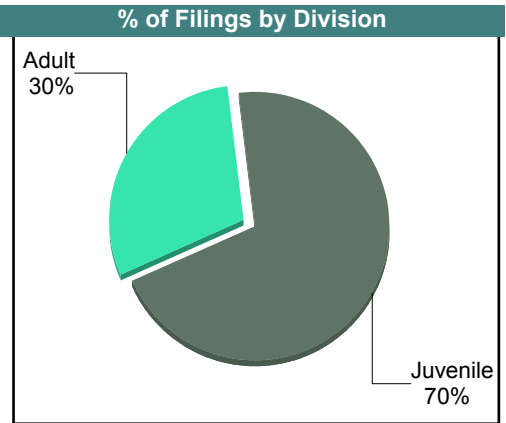
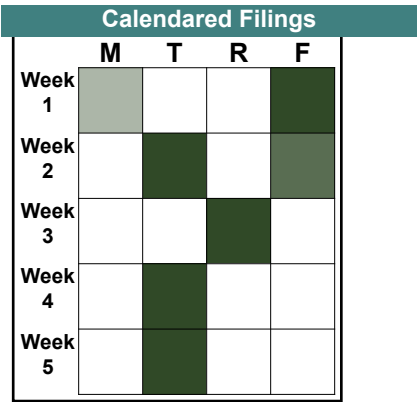
**CASELOAD STATISTICS OF THE JUVENILE & DOMESTIC RELATIONS COURTS**

October 2017

**Madison**

District: 16

		<u>Filings</u>	<u>Hearings</u>	<u>Transactions</u>	<u>Concluded</u>	<u>Cont</u>
<b><u>Adult</u></b>						
Capias	CA	0	2	2	2	-
Felony	CF	0	11	11	0	11
Misdemeanor	CM	3	30	30	5	25
Family Abuse - Prot Order	FP	3	6	6	1	5
Motion - Prot Order	MP	2	2	2	2	-
Other	OT	3	5	5	2	3
Show Cause	SC	2	20	20	6	14
Civil Support	VS	4	16	16	4	12
<b>Adult Total</b>		<b>17</b>	<b>92</b>	<b>92</b>	<b>22</b>	<b>70</b>
<b><u>Juvenile</u></b>						
Abuse or Neglect	AN	2	7	7	4	3
Child in Need of Services	CS	0	3	3	1	2
Custody Visitation	CV	8	35	35	14	21
Felony	DF	0	4	4	1	3
Misdemeanor	DM	1	6	6	4	2
Entrustment	ET	2	2	2	2	-
Foster Care Review	FC	1	1	1	1	-
Initial Foster Care	IF	2	2	2	2	-
Permanency	PH	10	10	10	10	-
Petition	PT	0	1	1	0	1
Status	ST	1	3	3	1	2
Traffic	T	1	6	6	4	2
Term Parental Rights	TP	10	12	12	10	2
Truancy	TR	1	2	2	1	1
Voluntary Continuing Services Agreement	VA	1	1	1	1	-
<b>Juvenile Total</b>		<b>40</b>	<b>95</b>	<b>95</b>	<b>56</b>	<b>39</b>
<b>Madison Totals</b>		<b>57</b>	<b>187</b>	<b>187</b>	<b>78</b>	<b>109</b>



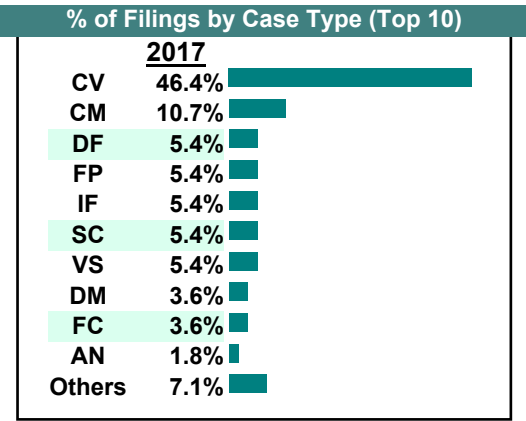
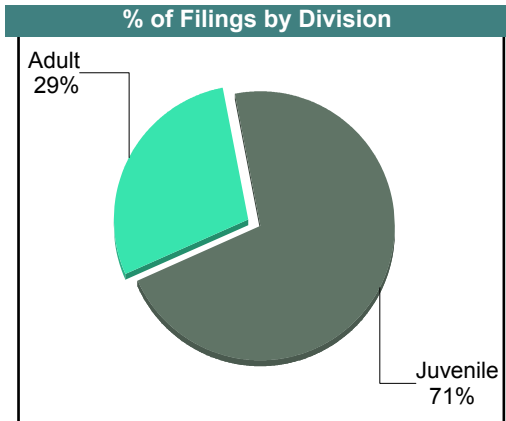

**CASELOAD STATISTICS OF THE JUVENILE & DOMESTIC RELATIONS COURTS**

September 2017

**Madison**

District: 16

		<u>Filings</u>	<u>Hearings</u>	<u>Transactions</u>	<u>Concluded</u>	<u>Cont</u>
<b><u>Adult</u></b>						
Felony	CF	0	10	10	0	10
Misdemeanor	CM	6	9	9	2	7
Family Abuse - Prot Order	FP	3	4	4	2	2
Other	OT	1	3	3	2	1
Show Cause	SC	3	19	19	4	15
Civil Support	VS	3	11	11	6	5
<b>Adult Total</b>		<b>16</b>	<b>56</b>	<b>56</b>	<b>16</b>	<b>40</b>
<b><u>Juvenile</u></b>						
Abuse or Neglect	AN	1	10	10	6	4
Child in Need of Services	CS	1	1	1	0	1
Custody Visitation	CV	26	53	53	23	30
Felony	DF	3	5	5	2	3
Misdemeanor	DM	2	3	3	0	3
Foster Care Review	FC	2	2	2	2	-
Initial Foster Care	IF	3	3	3	3	-
Petition	PT	0	1	1	0	1
Child at Risk	RI	0	1	1	1	-
Status	ST	0	1	1	0	1
Traffic	T	1	4	5	2	3
Truancy	TR	1	3	3	1	2
<b>Juvenile Total</b>		<b>40</b>	<b>87</b>	<b>88</b>	<b>40</b>	<b>48</b>
<b>Madison Totals</b>		<b>56</b>	<b>143</b>	<b>144</b>	<b>56</b>	<b>88</b>





**CASELOAD STATISTICS OF THE JUVENILE & DOMESTIC RELATIONS COURTS**

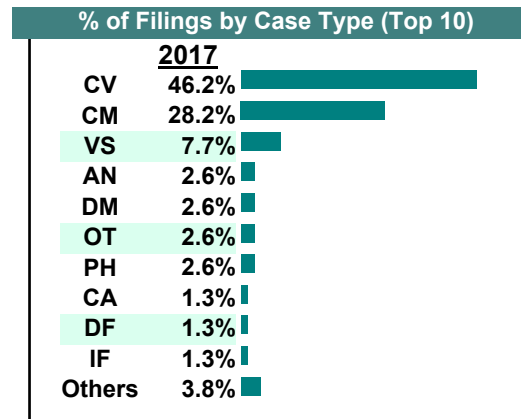
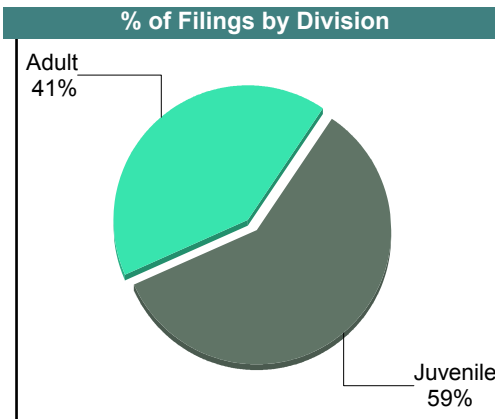
**August 2017**

**Madison**

District: 16

		<u>Filings</u>	<u>Hearings</u>	<u>Transactions</u>	<u>Concluded</u>	<u>Cont</u>
<b><u>Adult</u></b>						
Capias	CA	1	2	2	1	1
Felony	CF	0	15	15	3	12
Misdemeanor	CM	22	26	26	1	25
Family Abuse - Prot Order	FP	0	1	1	1	-
Other	OT	2	3	3	0	3
Show Cause	SC	1	19	19	3	16
Civil Support	VS	6	12	12	5	7
<b>Adult Total</b>		<b>32</b>	<b>78</b>	<b>78</b>	<b>14</b>	<b>64</b>
<b><u>Juvenile</u></b>						
Abuse or Neglect	AN	2	11	11	0	11
Custody Relief	CR	0	1	1	1	-
Child in Need of Services	CS	0	1	1	1	-
Custody Visitation	CV	36	62	62	38	24
Felony	DF	1	2	2	1	1
Misdemeanor	DM	2	10	10	6	4
Initial Foster Care	IF	1	1	1	1	-
Permanency	PH	2	2	2	2	-
Child at Risk	RI	1	4	4	2	2
Status	ST	0	21	21	20	1
Traffic	T	1	1	1	0	1
Term Parental Rights	TP	0	2	2	2	-
Truancy	TR	0	1	1	0	1
<b>Juvenile Total</b>		<b>46</b>	<b>119</b>	<b>119</b>	<b>74</b>	<b>45</b>
<b>Madison Totals</b>		<b>78</b>	<b>197</b>	<b>197</b>	<b>88</b>	<b>109</b>

<b>Calendared Filings</b>				
	<b>M</b>	<b>T</b>	<b>R</b>	<b>F</b>
Week 1				
Week 2				
Week 3				
Week 4				
Week 5				



# CASELOAD STATISTICS OF THE JUVENILE & DOMESTIC RELATIONS COURTS

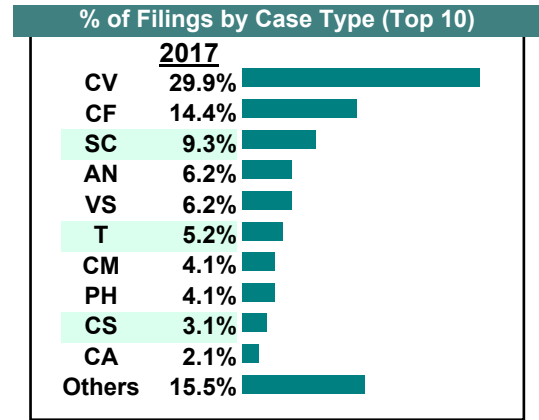
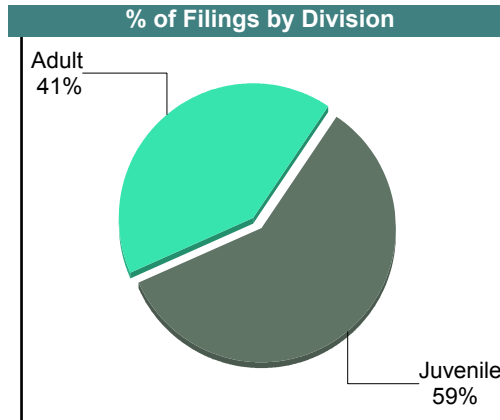
July 2017

Madison

District: 16

		<u>Filings</u>	<u>Hearings</u>	<u>Transactions</u>	<u>Concluded</u>	<u>Cont</u>
<b><u>Adult</u></b>						
Capias	CA	2	2	2	0	2
Felony	CF	14	15	15	1	14
Misdemeanor	CM	4	10	10	7	3
Family Abuse - Prot Order	FP	1	3	3	1	2
Motion - Prot Order	MP	2	2	2	2	-
Other	OT	2	2	2	2	-
Show Cause	SC	9	25	25	6	19
SL/Other	SL	0	1	1	1	-
Civil Support	VS	6	19	19	7	12
<b>Adult Total</b>		<b>40</b>	<b>79</b>	<b>79</b>	<b>27</b>	<b>52</b>
<b><u>Juvenile</u></b>						
Abuse or Neglect	AN	6	9	9	0	9
Custody Relief	CR	1	1	1	0	1
Child in Need of Services	CS	3	5	5	1	4
Custody Visitation	CV	29	57	57	23	34
Misdemeanor	DM	2	6	6	0	6
Entrustment	ET	2	6	6	4	2
Motion - Prot Order	MP	0	1	1	1	-
Permanency	PH	4	5	5	4	1
Petition	PT	1	3	3	3	-
Child at Risk	RI	2	2	2	0	2
Status	ST	0	1	1	0	1
Traffic	T	5	4	6	3	3
Term Parental Rights	TP	2	6	6	2	4
Truancy	TR	0	2	2	1	1
<b>Juvenile Total</b>		<b>57</b>	<b>108</b>	<b>110</b>	<b>42</b>	<b>68</b>
<b>Madison Totals</b>		<b>97</b>	<b>187</b>	<b>189</b>	<b>69</b>	<b>120</b>

	M	T	W	R	F
Week 1					
Week 2		■	■	■	■
Week 3					■
Week 4	■	■			■



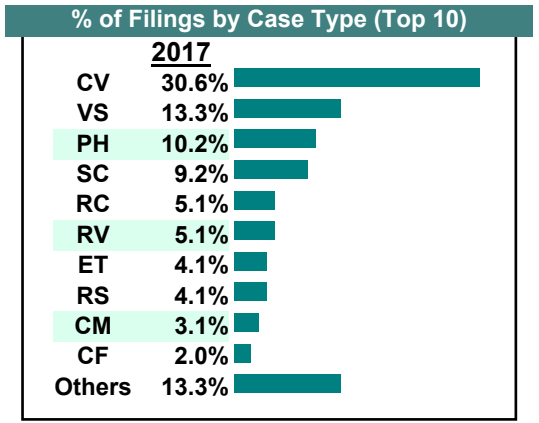
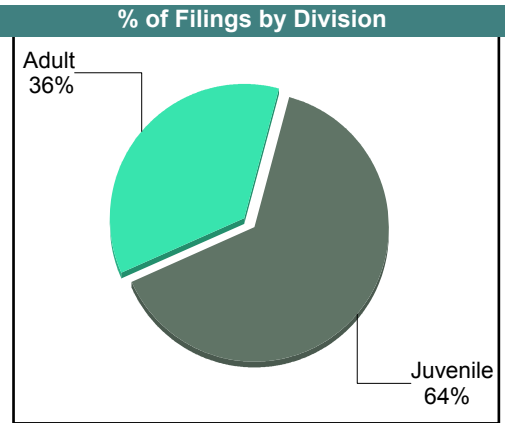
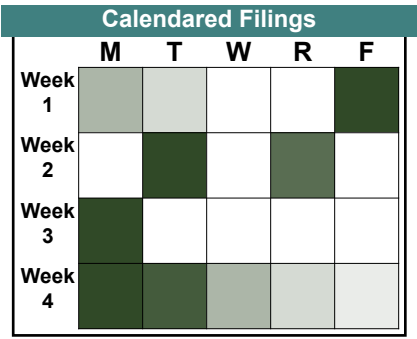
# CASELOAD STATISTICS OF THE JUVENILE & DOMESTIC RELATIONS COURTS

June 2017

Madison

District: 16

		Filings	Hearings	Transactions	Concluded	Cont
<b>Adult</b>						
Capias	CA	0	2	2	1	1
Felony	CF	2	2	2	0	2
Misdemeanor	CM	3	3	3	0	3
Family Abuse - Prot Order	FP	1	1	1	0	1
Motion - Prot Order	MP	2	3	3	3	-
Remand Support	RS	4	4	4	4	-
Show Cause	SC	9	23	23	5	18
SL/Other	SL	1	1	1	0	1
Civil Support	VS	13	28	28	16	12
<b>Adult Total</b>		<b>35</b>	<b>67</b>	<b>67</b>	<b>29</b>	<b>38</b>
<b>Juvenile</b>						
Abuse or Neglect	AN	0	1	1	1	-
Child in Need of Services	CS	0	1	1	1	-
Custody Visitation	CV	30	74	74	47	27
Misdemeanor	DM	2	4	4	0	4
Entrustment	ET	4	4	4	2	2
Foster Care Review	FC	1	1	1	1	-
Permanency	PH	10	10	10	10	-
Petition	PT	0	1	1	0	1
Remand Custody	RC	5	5	5	5	-
Remand Visitation	RV	5	5	5	5	-
Status	ST	1	27	27	6	21
Traffic	T	1	2	2	0	2
Term Parental Rights	TP	2	2	2	0	2
Truancy	TR	0	4	4	3	1
Voluntary Continuing Services Agreement	VA	2	2	2	2	-
<b>Juvenile Total</b>		<b>63</b>	<b>143</b>	<b>143</b>	<b>83</b>	<b>60</b>
<b>Madison Totals</b>		<b>98</b>	<b>210</b>	<b>210</b>	<b>112</b>	<b>98</b>



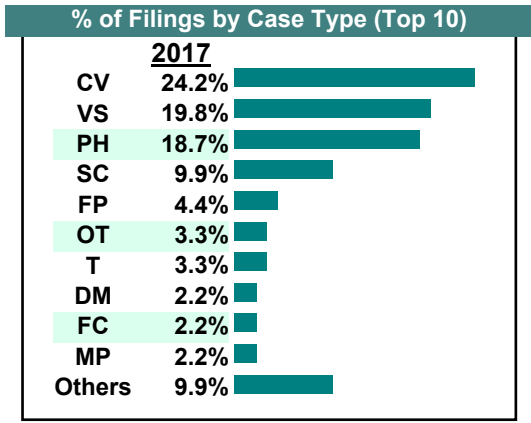
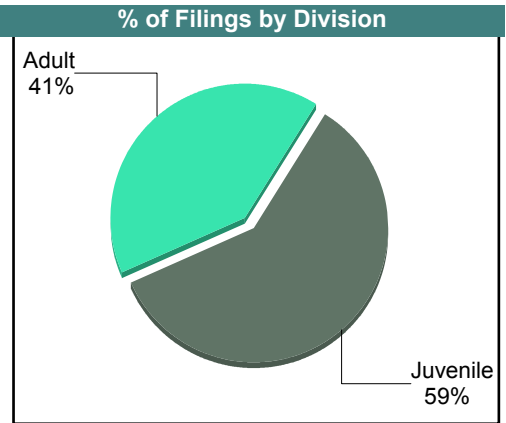
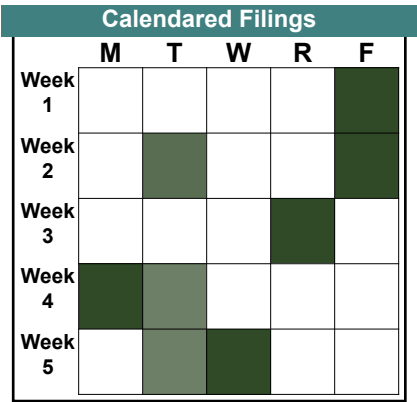
# CASELOAD STATISTICS OF THE JUVENILE & DOMESTIC RELATIONS COURTS

May 2017

Madison

District: 16

		Filings	Hearings	Transactions	Concluded	Cont
<b>Adult</b>						
Capias	CA	1	1	1	1	-
Felony	CF	0	1	1	1	-
Misdemeanor	CM	1	4	4	3	1
Family Abuse - Prot Order	FP	4	8	8	4	4
Motion - Prot Order	MP	0	1	1	1	-
Other	OT	3	4	4	4	-
Remand Support	RS	1	1	1	1	-
Show Cause	SC	9	22	22	10	12
Civil Support	VS	18	29	29	21	8
<b>Adult Total</b>		<b>37</b>	<b>71</b>	<b>71</b>	<b>46</b>	<b>25</b>
<b>Juvenile</b>						
Abuse or Neglect	AN	1	5	5	3	2
Child in Need of Services	CS	0	3	3	0	3
Custody Visitation	CV	22	53	53	26	27
Felony	DF	0	4	4	1	3
Misdemeanor	DM	2	5	5	1	4
Foster Care Review	FC	2	2	2	2	-
Motion - Prot Order	MP	2	3	3	2	1
Permanency	PH	17	17	17	17	-
Petition	PT	1	4	4	2	2
Remand Custody	RC	1	1	1	1	-
Remand Visitation	RV	1	1	1	1	-
Status	ST	2	3	3	1	2
Traffic	T	3	4	4	2	2
Truancy	TR	0	1	1	0	1
<b>Juvenile Total</b>		<b>54</b>	<b>106</b>	<b>106</b>	<b>59</b>	<b>47</b>
<b>Madison Totals</b>		<b>91</b>	<b>177</b>	<b>177</b>	<b>105</b>	<b>72</b>



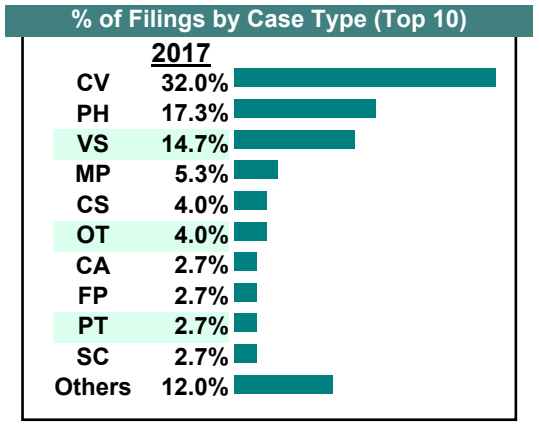
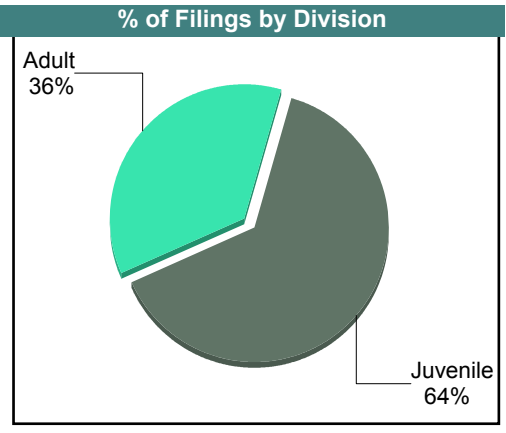
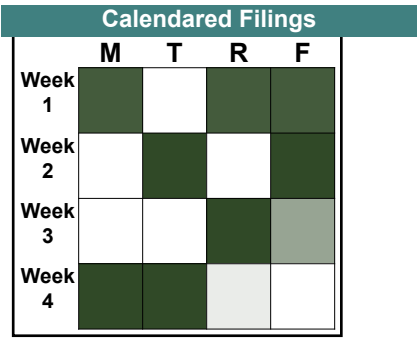
**CASELOAD STATISTICS OF THE JUVENILE & DOMESTIC RELATIONS COURTS**

**Madison**

District: 16

April 2017

		<u>Filings</u>	<u>Hearings</u>	<u>Transactions</u>	<u>Concluded</u>	<u>Cont</u>
<b><u>Adult</u></b>						
Capias	CA	2	2	2	1	1
Felony	CF	1	1	1	0	1
Misdemeanor	CM	1	7	7	5	2
Family Abuse - Prot Order	FP	2	2	2	2	-
Motion - Prot Order	MP	3	3	3	2	1
Other	OT	3	4	4	4	-
Protective Order	PC	1	1	1	1	-
Remand Support	RS	1	1	1	1	-
Show Cause	SC	2	37	37	26	11
Civil Support	VS	11	23	23	8	15
<b>Adult Total</b>		<b>27</b>	<b>81</b>	<b>81</b>	<b>50</b>	<b>31</b>
<b><u>Juvenile</u></b>						
Abuse or Neglect	AN	0	2	2	0	2
Custody Relief	CR	0	1	1	1	-
Child in Need of Services	CS	3	4	4	1	3
Custody Visitation	CV	24	38	38	14	24
Felony	DF	1	2	2	1	1
Misdemeanor	DM	1	2	2	1	1
Foster Care Review	FC	1	1	1	1	-
Motion - Prot Order	MP	1	1	1	0	1
Permanency	PH	13	13	13	13	-
Petition	PT	2	2	2	2	-
Status	ST	1	1	1	0	1
Traffic	T	0	4	4	4	-
Truancy	TR	1	4	4	0	4
<b>Juvenile Total</b>		<b>48</b>	<b>75</b>	<b>75</b>	<b>38</b>	<b>37</b>
<b>Madison Totals</b>		<b>75</b>	<b>156</b>	<b>156</b>	<b>88</b>	<b>68</b>



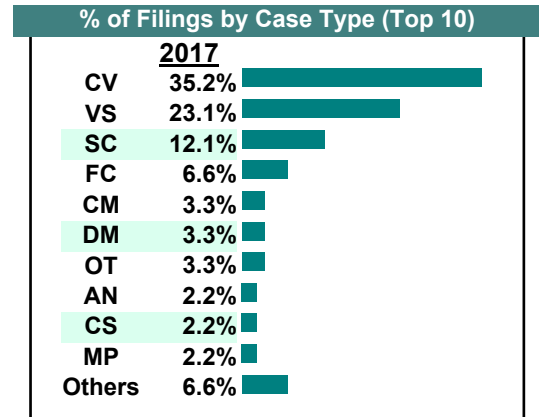
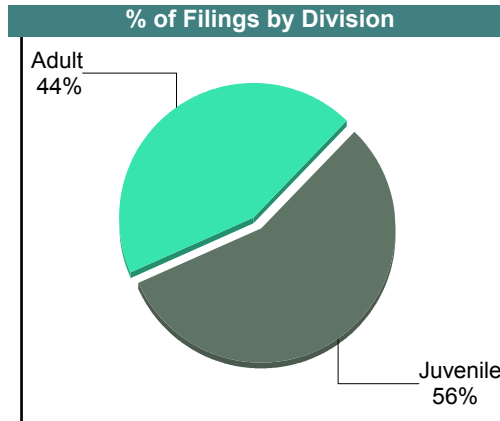
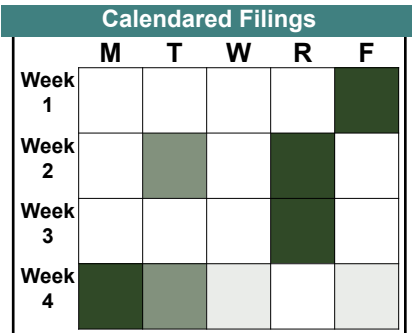
# CASELOAD STATISTICS OF THE JUVENILE & DOMESTIC RELATIONS COURTS

March 2017

Madison

District: 16

		<u>Filings</u>	<u>Hearings</u>	<u>Transactions</u>	<u>Concluded</u>	<u>Cont</u>
<b>Adult</b>						
Capias	CA	0	2	2	1	1
Misdemeanor	CM	3	12	12	6	6
Family Abuse - Prot Order	FP	0	2	2	2	-
Motion - Prot Order	MP	2	2	2	1	1
Other	OT	3	4	4	2	2
Show Cause	SC	11	33	33	8	25
Civil Support	VS	21	29	29	15	14
<b>Adult Total</b>		<b>40</b>	<b>84</b>	<b>84</b>	<b>35</b>	<b>49</b>
<b>Juvenile</b>						
Abuse or Neglect	AN	2	4	4	0	4
Custody Relief	CR	1	1	1	0	1
Child in Need of Services	CS	2	3	3	2	1
Custody Visitation	CV	32	49	49	17	32
Felony	DF	0	1	1	0	1
Misdemeanor	DM	3	10	10	4	6
Foster Care Review	FC	6	6	6	6	-
Permanency	PH	2	2	2	2	-
Petition	PT	0	1	1	0	1
Status	ST	0	1	1	0	1
Traffic	T	1	6	6	3	3
Truancy	TR	2	4	4	0	4
Voluntary Continuing Services Agreement	VA	0	1	1	1	-
<b>Juvenile Total</b>		<b>51</b>	<b>89</b>	<b>89</b>	<b>35</b>	<b>54</b>
<b>Madison Totals</b>		<b>91</b>	<b>173</b>	<b>173</b>	<b>70</b>	<b>103</b>



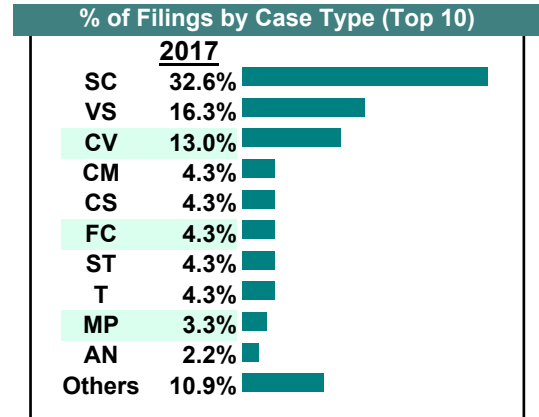
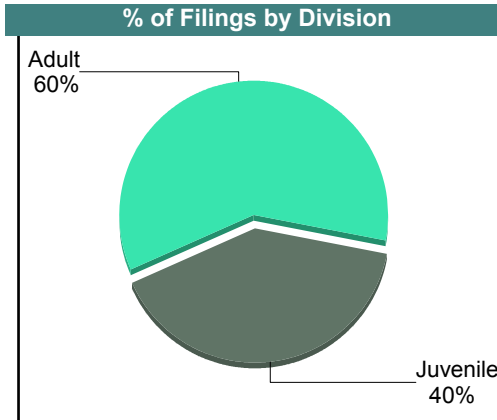
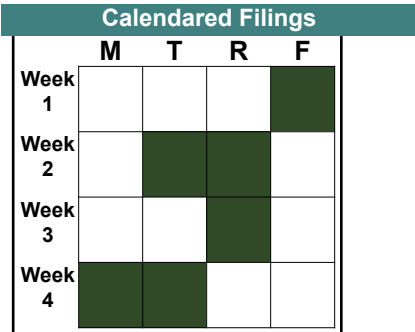
**CASELOAD STATISTICS OF THE JUVENILE & DOMESTIC RELATIONS COURTS**

February 2017

**Madison**

District: 16

		<u>Filings</u>	<u>Hearings</u>	<u>Transactions</u>	<u>Concluded</u>	<u>Cont</u>
<b><u>Adult</u></b>						
Capias	CA	1	5	5	5	-
Felony	CF	1	5	5	5	-
Misdemeanor	CM	4	20	20	13	7
Family Abuse - Prot Order	FP	2	3	3	1	2
Motion - Prot Order	MP	1	1	1	1	-
Other	OT	0	2	2	1	1
Violation of PO	PV	1	1	1	1	-
Show Cause	SC	30	46	46	12	34
Civil Support	VS	15	21	21	7	14
<b>Adult Total</b>		<b>55</b>	<b>104</b>	<b>104</b>	<b>46</b>	<b>58</b>
<b><u>Juvenile</u></b>						
Abuse or Neglect	AN	2	2	2	2	-
Child in Need of Services	CS	4	5	5	1	4
Custody Visitation	CV	12	33	33	13	20
Misdemeanor	DM	1	4	4	1	3
Foster Care Review	FC	4	4	4	4	-
Motion - Prot Order	MP	2	2	2	2	-
Permanency	PH	1	1	1	1	-
Petition	PT	0	1	1	1	-
Status	ST	4	28	28	1	27
Traffic	T	4	6	7	5	2
Truancy	TR	2	6	6	3	3
Voluntary Continuing Services Agreement	VA	1	1	1	0	1
<b>Juvenile Total</b>		<b>37</b>	<b>93</b>	<b>94</b>	<b>34</b>	<b>60</b>
<b>Madison Totals</b>		<b>92</b>	<b>197</b>	<b>198</b>	<b>80</b>	<b>118</b>



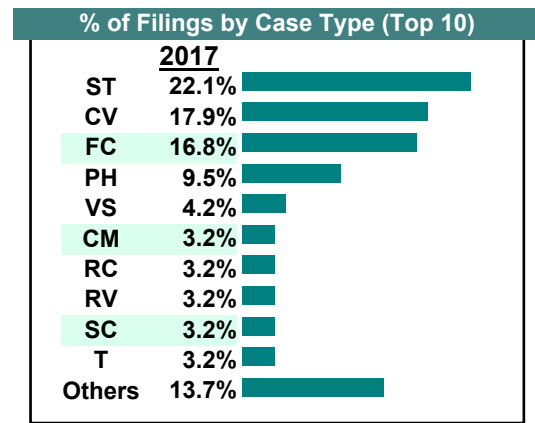
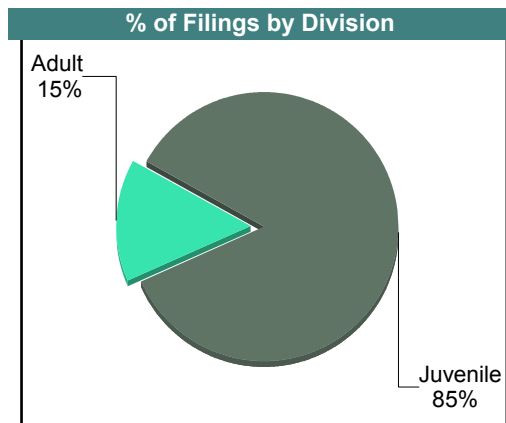
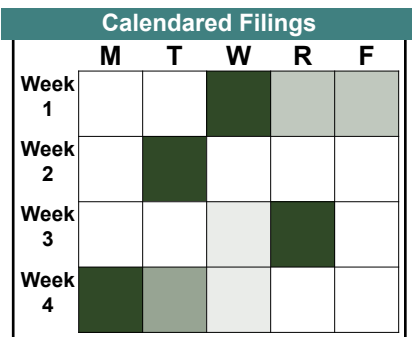
# CASELOAD STATISTICS OF THE JUVENILE & DOMESTIC RELATIONS COURTS

January 2017

**Madison**

District: 16

		<u>Filings</u>	<u>Hearings</u>	<u>Transactions</u>	<u>Concluded</u>	<u>Cont</u>
<b><u>Adult</u></b>						
Capias	CA	1	6	6	1	5
Felony	CF	0	3	3	0	3
Misdemeanor	CM	3	12	12	6	6
Family Abuse - Prot Order	FP	2	3	3	2	1
Motion - Prot Order	MP	0	1	1	1	-
Other	OT	1	1	1	0	1
Show Cause	SC	3	11	11	5	6
Civil Support	VS	4	4	4	1	3
<b>Adult Total</b>		<b>14</b>	<b>41</b>	<b>41</b>	<b>16</b>	<b>25</b>
<b><u>Juvenile</u></b>						
Abuse or Neglect	AN	0	3	3	2	1
Child in Need of Services	CS	0	2	2	0	2
Custody Visitation	CV	17	48	48	17	31
Felony	DF	0	1	1	0	1
Misdemeanor	DM	2	5	5	1	4
Entrustment	ET	1	1	1	1	-
Foster Care Review	FC	16	16	16	16	-
Initial Foster Care	IF	1	1	1	1	-
Motion - Prot Order	MP	0	1	1	1	-
Permanency	PH	9	9	9	9	-
Petition	PT	1	3	3	1	2
Remand Custody	RC	3	3	3	3	-
Remand Visitation	RV	3	3	3	3	-
Status	ST	21	24	24	3	21
Traffic	T	3	8	8	4	4
Term Parental Rights	TP	1	1	1	1	-
Truancy	TR	3	4	4	0	4
<b>Juvenile Total</b>		<b>81</b>	<b>133</b>	<b>133</b>	<b>63</b>	<b>70</b>
<b>Madison Totals</b>		<b>95</b>	<b>174</b>	<b>174</b>	<b>79</b>	<b>95</b>



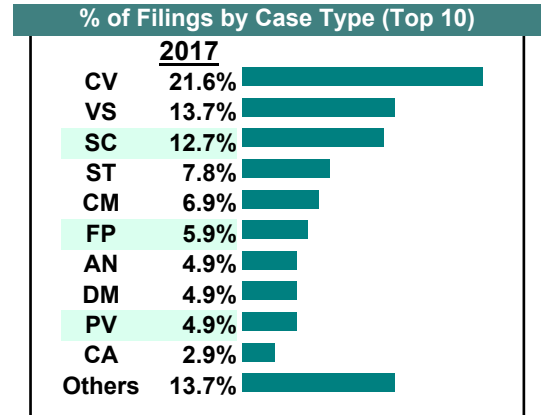
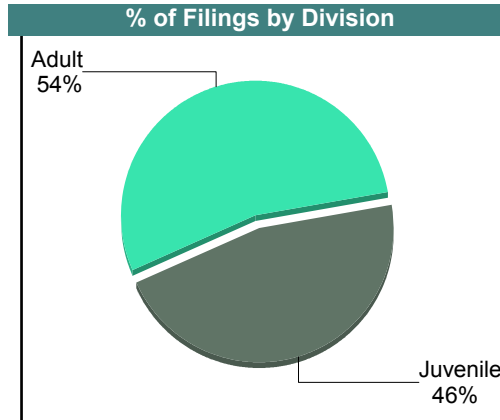
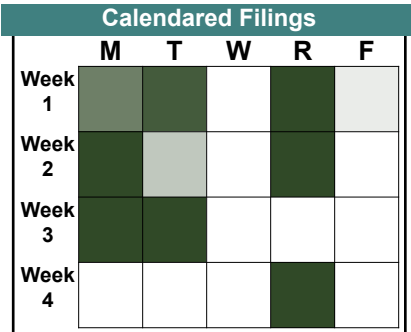


CASELOAD STATISTICS OF THE JUVENILE & DOMESTIC RELATIONS COURTS

December 2017

Orange  
District: 16

		<u>Filings</u>	<u>Hearings</u>	<u>Transactions</u>	<u>Concluded</u>	<u>Cont</u>
<b>Adult</b>						
Non-Family Abuse Prot Order	AP	2	3	3	2	1
Capias	CA	3	9	9	4	5
Felony	CF	2	8	8	2	6
Misdemeanor	CM	7	40	40	22	18
Family Abuse - Prot Order	FP	6	17	17	6	11
Motion - Prot Order	MP	1	1	1	1	-
Violation Fam Abuse PO	PS	2	2	2	2	-
Violation of PO	PV	5	5	5	5	-
Show Cause	SC	13	47	47	13	34
Civil Support	VS	14	38	38	18	20
<b>Adult Total</b>		<b>55</b>	<b>170</b>	<b>170</b>	<b>75</b>	<b>95</b>
<b>Juvenile</b>						
Abuse or Neglect	AN	5	18	18	4	14
Child in Need of Services	CS	0	5	5	3	2
Custody Visitation	CV	22	98	98	38	60
Felony	DF	1	18	18	3	15
Misdemeanor	DM	5	32	32	22	10
Family Abuse - Prot Order	FP	0	1	1	1	-
Initial Foster Care	IF	1	2	2	2	-
Permanency	PH	2	3	3	2	1
Petition	PT	0	2	2	1	1
Status	ST	8	9	10	6	4
Traffic	T	3	18	19	8	11
<b>Juvenile Total</b>		<b>47</b>	<b>206</b>	<b>208</b>	<b>90</b>	<b>118</b>
<b>Orange Totals</b>		<b>102</b>	<b>376</b>	<b>378</b>	<b>165</b>	<b>213</b>



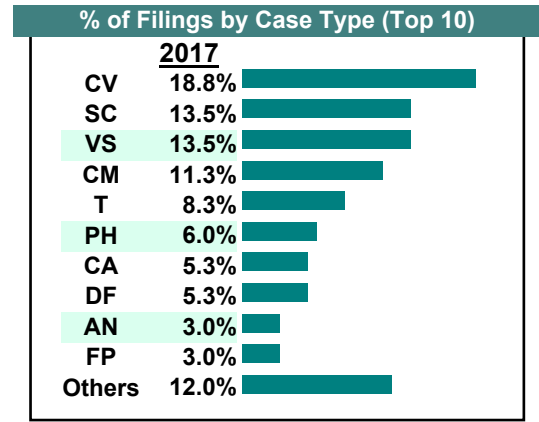
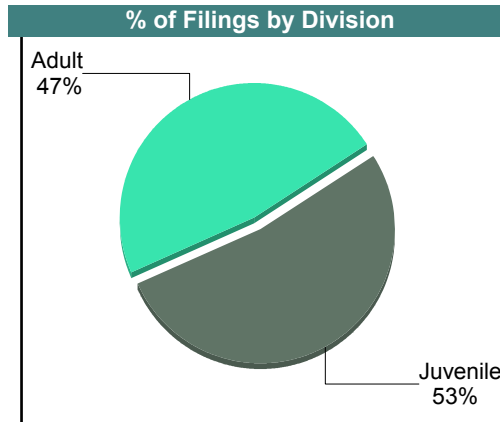
# CASELOAD STATISTICS OF THE JUVENILE & DOMESTIC RELATIONS COURTS

November 2017

**Orange**  
District: 16

		<u>Filings</u>	<u>Hearings</u>	<u>Transactions</u>	<u>Concluded</u>	<u>Cont</u>
<b><u>Adult</u></b>						
Non-Family Abuse Prot Order	AP	1	2	2	1	1
Capias	CA	7	15	15	7	8
Felony	CF	0	13	13	5	8
Misdemeanor	CM	15	30	30	5	25
Family Abuse - Prot Order	FP	3	8	8	2	6
Remand Support	RS	1	1	1	1	-
Show Cause	SC	18	67	67	22	45
Civil Support	VS	18	51	51	20	31
<b>Adult Total</b>		<b>63</b>	<b>187</b>	<b>187</b>	<b>63</b>	<b>124</b>
<b><u>Juvenile</u></b>						
Abuse or Neglect	AN	4	22	22	7	15
Child in Need of Services	CS	2	5	5	1	4
Custody Visitation	CV	25	167	167	50	117
Felony	DF	7	22	22	0	22
Misdemeanor	DM	2	22	22	5	17
Foster Care Review	FC	2	2	2	2	-
Family Abuse - Prot Order	FP	1	1	1	0	1
Initial Foster Care	IF	1	1	1	0	1
Permanency	PH	8	8	8	6	2
Petition	PT	0	2	2	0	2
Status	ST	4	8	8	4	4
Traffic	T	11	11	14	9	5
Term Parental Rights	TP	3	3	3	0	3
Truancy	TR	0	1	1	1	-
<b>Juvenile Total</b>		<b>70</b>	<b>275</b>	<b>278</b>	<b>85</b>	<b>193</b>
<b>Orange Totals</b>		<b>133</b>	<b>462</b>	<b>465</b>	<b>148</b>	<b>317</b>

Calendared Filings					
	M	T	W	R	F
Week 1					
Week 2					
Week 3					
Week 4					
Week 5					

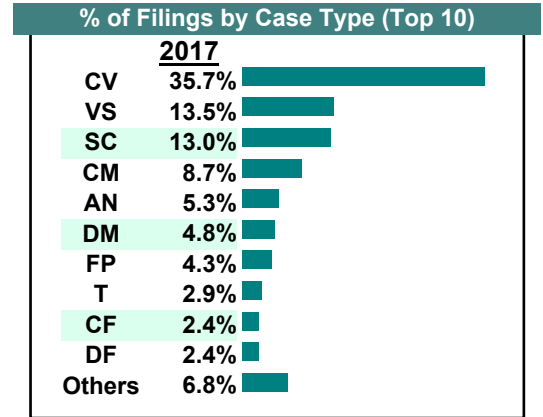
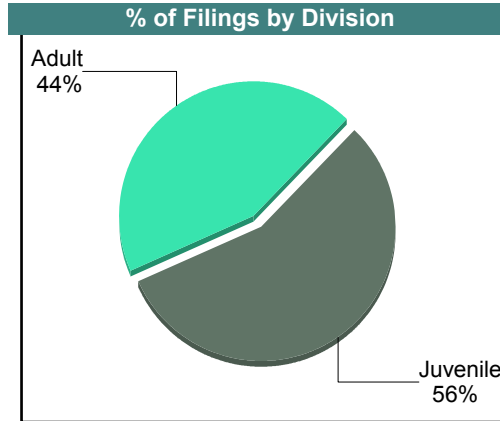



**CASELOAD STATISTICS OF THE JUVENILE & DOMESTIC RELATIONS COURTS**

October 2017

**Orange**  
District: 16

		<u>Filings</u>	<u>Hearings</u>	<u>Transactions</u>	<u>Concluded</u>	<u>Cont</u>
<b>Adult</b>						
Capias	CA	3	12	12	6	6
Felony	CF	5	16	16	6	10
Misdemeanor	CM	18	41	41	14	26
Family Abuse - Prot Order	FP	9	21	21	7	14
Motion - Prot Order	MP	0	4	4	2	2
Violation of PO	PV	1	1	1	1	-
Show Cause	SC	27	91	91	33	58
Civil Support	VS	28	62	62	26	36
<b>Adult Total</b>		<b>91</b>	<b>248</b>	<b>248</b>	<b>95</b>	<b>152</b>
<b>Juvenile</b>						
Abuse or Neglect	AN	11	39	39	9	30
Child in Need of Services	CS	0	6	6	2	4
Custody Visitation	CV	74	207	207	71	136
Felony	DF	5	24	24	3	21
Misdemeanor	DM	10	27	27	3	24
Foster Care Review	FC	2	2	2	2	-
Initial Foster Care	IF	4	4	4	4	-
Petition	PT	3	4	4	1	3
Status	ST	1	2	2	0	2
Traffic	T	6	13	13	3	10
Truancy	TR	0	1	1	0	1
<b>Juvenile Total</b>		<b>116</b>	<b>329</b>	<b>329</b>	<b>98</b>	<b>231</b>
<b>Orange Totals</b>		<b>207</b>	<b>577</b>	<b>577</b>	<b>193</b>	<b>383</b>



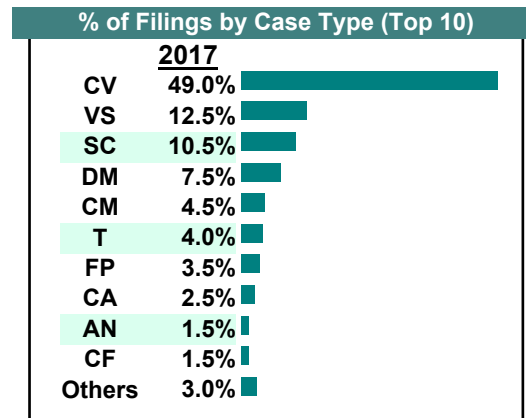
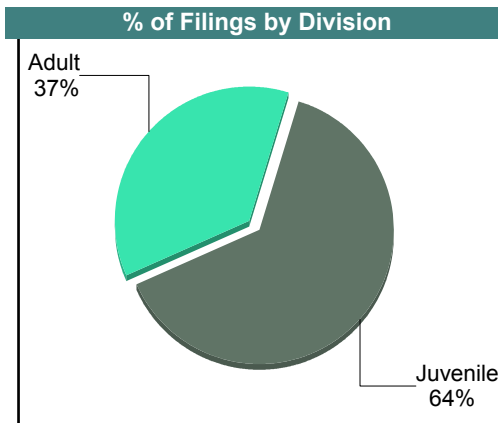

**CASELOAD STATISTICS OF THE JUVENILE & DOMESTIC RELATIONS COURTS**

September 2017

**Orange**

District: 16

		<u>Filings</u>	<u>Hearings</u>	<u>Transactions</u>	<u>Concluded</u>	<u>Cont</u>
<b>Adult</b>						
Non-Family Abuse Prot Order	AP	2	3	3	2	1
Capias	CA	5	16	16	5	11
Felony	CF	3	14	14	0	14
Misdemeanor	CM	9	36	36	11	25
Family Abuse - Prot Order	FP	7	16	16	8	8
Motion - Prot Order	MP	1	7	7	4	3
Show Cause	SC	21	95	95	33	62
Civil Support	VS	25	62	62	32	30
<b>Adult Total</b>		<b>73</b>	<b>249</b>	<b>249</b>	<b>95</b>	<b>154</b>
<b>Juvenile</b>						
Abuse or Neglect	AN	3	17	17	1	16
Child in Need of Services	CS	0	7	7	3	4
Custody Visitation	CV	98	203	203	84	119
Felony	DF	0	18	18	2	16
Misdemeanor	DM	15	28	28	7	21
Foster Care Review	FC	1	1	1	1	-
Initial Foster Care	IF	1	1	1	1	-
Permanency	PH	1	2	2	2	-
Status	ST	0	1	1	0	1
Traffic	T	8	25	26	12	14
Truancy	TR	0	1	1	1	-
<b>Juvenile Total</b>		<b>127</b>	<b>304</b>	<b>305</b>	<b>114</b>	<b>191</b>
<b>Orange Totals</b>		<b>200</b>	<b>553</b>	<b>554</b>	<b>209</b>	<b>345</b>

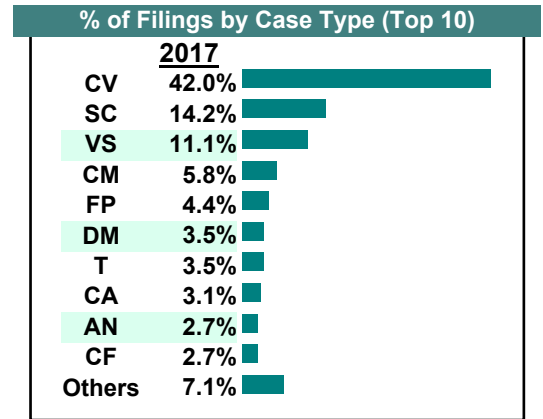
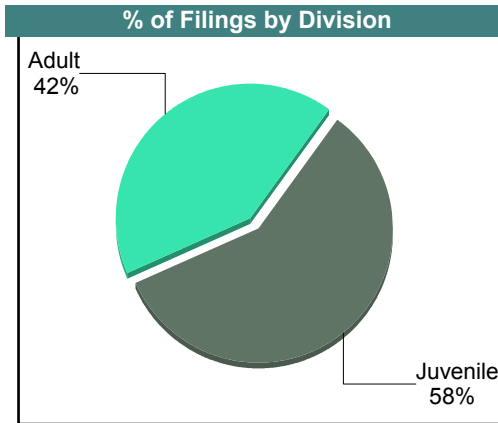



**CASELOAD STATISTICS OF THE JUVENILE & DOMESTIC RELATIONS COURTS**

**August 2017**

**Orange**  
District: 16

		<u>Filings</u>	<u>Hearings</u>	<u>Transactions</u>	<u>Concluded</u>	<u>Cont</u>
<b>Adult</b>						
Non-Family Abuse Prot Order	AP	0	2	2	2	-
Capias	CA	7	13	13	3	10
Felony	CF	6	8	8	0	8
Misdemeanor	CM	13	39	39	6	33
Family Abuse - Prot Order	FP	10	17	17	9	8
Motion - Prot Order	MP	1	5	5	0	5
Show Cause	SC	32	74	74	10	64
Civil Support	VS	25	66	66	27	39
<b>Adult Total</b>		<b>94</b>	<b>224</b>	<b>224</b>	<b>57</b>	<b>167</b>
<b>Juvenile</b>						
Abuse or Neglect	AN	6	34	34	10	24
Child in Need of Services	CS	3	11	11	2	9
Custody Visitation	CV	95	203	203	58	145
Felony	DF	0	14	14	2	12
Misdemeanor	DM	8	51	51	12	39
Foster Care Review	FC	5	7	7	5	2
Initial Foster Care	IF	1	2	2	1	1
Permanency	PH	4	4	4	3	1
Status	ST	1	3	3	2	1
Traffic	T	8	7	9	4	5
Truancy	TR	1	2	2	1	1
<b>Juvenile Total</b>		<b>132</b>	<b>338</b>	<b>340</b>	<b>100</b>	<b>240</b>
<b>Orange Totals</b>		<b>226</b>	<b>562</b>	<b>564</b>	<b>157</b>	<b>407</b>

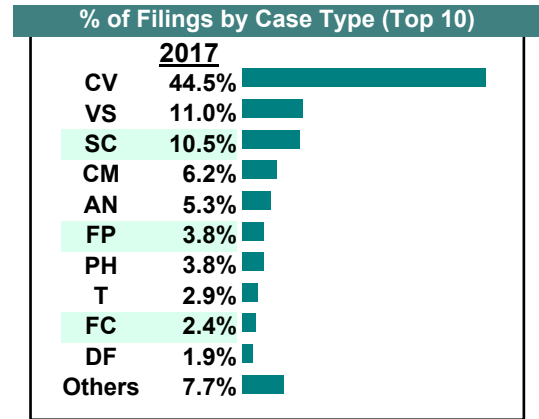
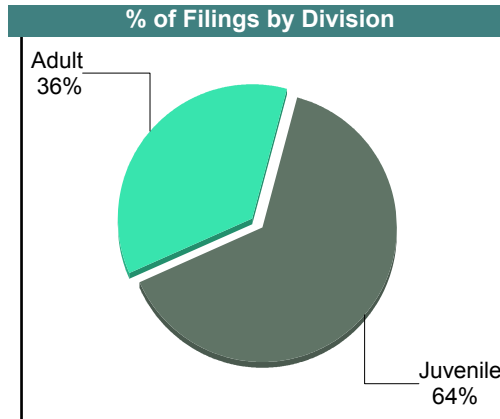



# CASELOAD STATISTICS OF THE JUVENILE & DOMESTIC RELATIONS COURTS

July 2017

**Orange**  
District: 16

		<u>Filings</u>	<u>Hearings</u>	<u>Transactions</u>	<u>Concluded</u>	<u>Cont</u>
<b>Adult</b>						
Non-Family Abuse Prot Order	AP	2	2	2	0	2
Capias	CA	3	8	8	1	7
Felony	CF	2	8	8	4	4
Misdemeanor	CM	13	35	35	6	29
Family Abuse - Prot Order	FP	8	24	24	11	13
Motion - Prot Order	MP	2	2	2	0	2
Show Cause	SC	22	54	54	11	43
Civil Support	VS	23	42	42	17	25
<b>Adult Total</b>		<b>75</b>	<b>175</b>	<b>175</b>	<b>50</b>	<b>125</b>
<b>Juvenile</b>						
Abuse or Neglect	AN	11	24	24	3	21
Child in Need of Services	CS	2	6	6	0	6
Custody Visitation	CV	93	202	202	100	102
Felony	DF	4	28	28	2	26
Misdemeanor	DM	3	19	19	5	14
Foster Care Review	FC	5	5	5	5	-
Initial Foster Care	IF	2	2	2	2	-
Motion - Prot Order	MP	0	1	1	1	-
Permanency	PH	8	8	8	8	-
Petition	PT	0	1	1	1	-
Traffic	T	6	6	9	6	3
Truancy	TR	0	2	2	1	1
<b>Juvenile Total</b>		<b>134</b>	<b>304</b>	<b>307</b>	<b>134</b>	<b>173</b>
<b>Orange Totals</b>		<b>209</b>	<b>479</b>	<b>482</b>	<b>184</b>	<b>298</b>

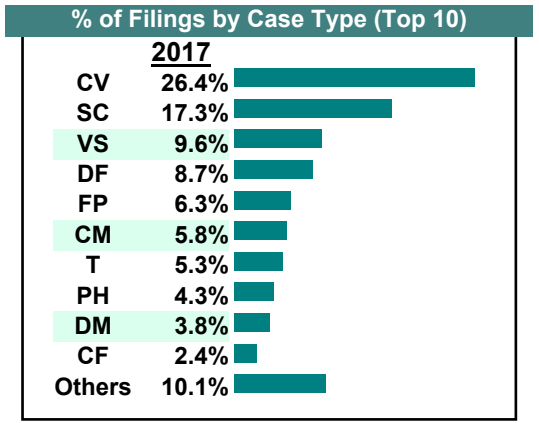
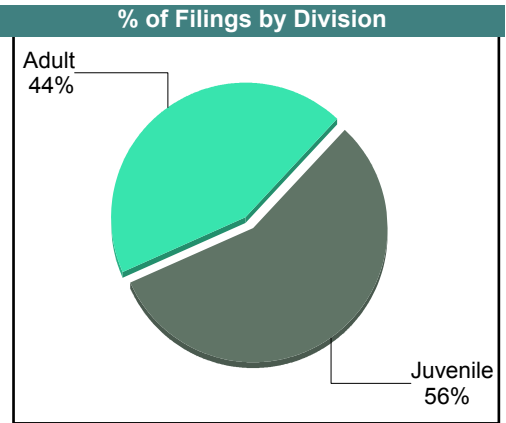



# CASELOAD STATISTICS OF THE JUVENILE & DOMESTIC RELATIONS COURTS

June 2017

**Orange**  
District: 16

		<u>Filings</u>	<u>Hearings</u>	<u>Transactions</u>	<u>Concluded</u>	<u>Cont</u>
<b>Adult</b>						
Capias	CA	2	7	7	4	3
Felony	CF	5	15	15	5	10
Misdemeanor	CM	12	28	28	8	20
Family Abuse - Prot Order	FP	13	23	23	10	13
Motion - Prot Order	MP	1	3	3	1	2
Violation of PO	PV	1	1	1	1	-
Show Cause	SC	36	84	84	40	44
SL/Other	SL	1	1	1	1	-
Civil Support	VS	20	44	44	15	29
<b>Adult Total</b>		<b>91</b>	<b>206</b>	<b>206</b>	<b>85</b>	<b>121</b>
<b>Juvenile</b>						
Abuse or Neglect	AN	2	30	30	8	22
Non-Family Abuse Prot Order	AP	0	1	1	1	-
Child in Need of Services	CS	5	10	10	2	8
Custody Visitation	CV	55	147	147	64	83
Felony	DF	18	31	31	6	25
Misdemeanor	DM	8	39	39	10	29
Emancipation	EP	0	2	2	1	1
Foster Care Review	FC	1	2	2	2	-
Initial Foster Care	IF	4	4	4	4	-
Motion - Prot Order	MP	1	1	1	0	1
Permanency	PH	9	9	9	9	-
Status	ST	0	3	3	3	-
Traffic	T	11	13	15	6	9
Truancy	TR	2	9	9	4	5
Voluntary Continuing Services Agreement	VA	1	1	1	1	-
<b>Juvenile Total</b>		<b>117</b>	<b>302</b>	<b>304</b>	<b>121</b>	<b>183</b>
<b>Orange Totals</b>		<b>208</b>	<b>508</b>	<b>510</b>	<b>206</b>	<b>304</b>

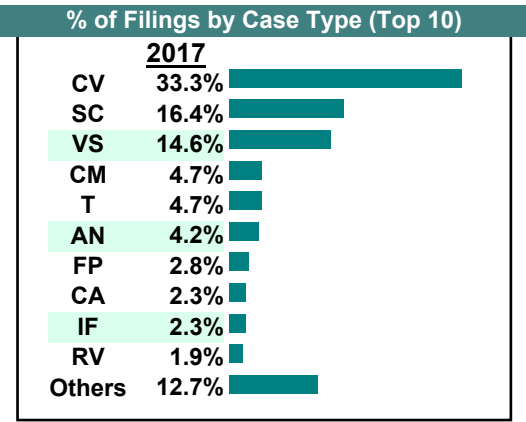
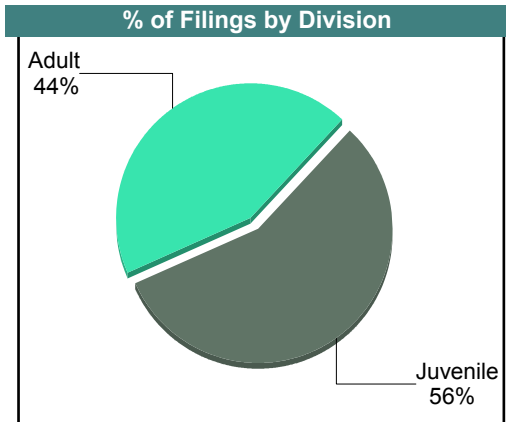



# CASELOAD STATISTICS OF THE JUVENILE & DOMESTIC RELATIONS COURTS

May 2017

Orange  
District: 16

		Filings	Hearings	Transactions	Concluded	Cont
<b>Adult</b>						
Non-Family Abuse Prot Order	AP	1	2	2	1	1
Capias	CA	5	12	12	4	8
Felony	CF	1	6	6	5	1
Misdemeanor	CM	10	24	24	10	14
Family Abuse - Prot Order	FP	6	15	15	8	7
Motion - Prot Order	MP	2	2	2	0	2
Other	OT	0	1	1	1	-
Remand Support	RS	2	2	2	2	-
Show Cause	SC	35	78	78	26	52
Civil Support	VS	31	55	55	30	25
<b>Adult Total</b>		<b>93</b>	<b>197</b>	<b>197</b>	<b>87</b>	<b>110</b>
<b>Juvenile</b>						
Abuse or Neglect	AN	9	27	27	6	21
Non-Family Abuse Prot Order	AP	1	1	1	0	1
Child in Need of Services	CS	3	11	11	4	7
Custody Visitation	CV	71	167	167	76	91
Felony	DF	0	16	16	6	10
Misdemeanor	DM	2	24	24	6	18
Emancipation	EP	1	1	1	0	1
Entrustment	ET	1	2	2	2	-
Foster Care Review	FC	3	5	5	2	3
Initial Foster Care	IF	5	5	5	5	-
Permanency	PH	1	3	3	3	-
Petition	PT	2	2	2	1	1
Remand Custody	RC	3	3	3	3	-
Remand Visitation	RV	4	4	4	4	-
Status	ST	2	5	5	1	4
Traffic	T	10	15	16	8	8
Term Parental Rights	TP	0	4	4	4	-
Truancy	TR	2	6	6	1	5
<b>Juvenile Total</b>		<b>120</b>	<b>301</b>	<b>302</b>	<b>132</b>	<b>170</b>
<b>Orange Totals</b>		<b>213</b>	<b>498</b>	<b>499</b>	<b>219</b>	<b>280</b>



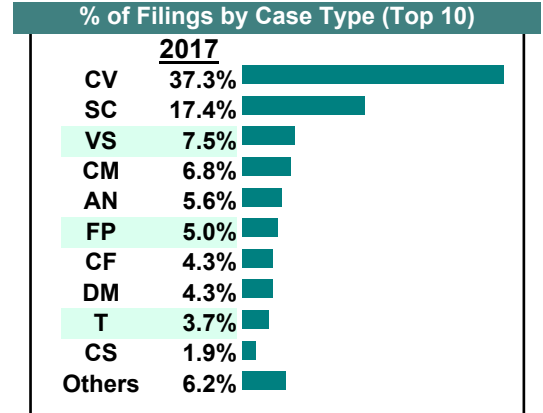
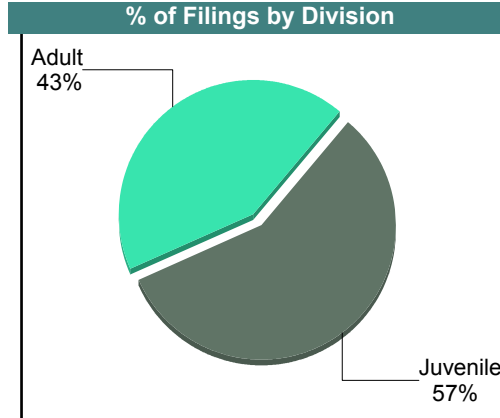
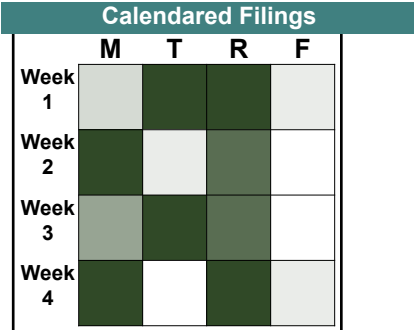


**CASELOAD STATISTICS OF THE JUVENILE & DOMESTIC RELATIONS COURTS**

April 2017

**Orange**  
District: 16

		<u>Filings</u>	<u>Hearings</u>	<u>Transactions</u>	<u>Concluded</u>	<u>Cont</u>
<b><u>Adult</u></b>						
Capias	CA	0	7	7	2	5
Felony	CF	7	15	15	7	8
Misdemeanor	CM	11	26	26	12	14
Family Abuse - Prot Order	FP	8	22	22	11	11
Motion - Prot Order	MP	1	1	1	1	-
Other	OT	0	1	1	0	1
Violation of PO	PV	1	1	1	1	-
Remand Support	RS	1	1	1	1	-
Show Cause	SC	28	71	71	38	33
Civil Support	VS	12	43	43	17	26
<b>Adult Total</b>		<b>69</b>	<b>188</b>	<b>188</b>	<b>90</b>	<b>98</b>
<b><u>Juvenile</u></b>						
Abuse or Neglect	AN	9	17	17	1	16
Child in Need of Services	CS	3	10	10	6	4
Custody Visitation	CV	60	153	153	59	94
Felony	DF	1	5	5	3	2
Misdemeanor	DM	7	16	16	3	13
Entrustment	ET	2	2	2	1	1
Permanency	PH	2	6	6	4	2
Status	ST	0	3	3	1	2
Traffic	T	6	7	9	9	-
Term Parental Rights	TP	0	4	4	0	4
Truancy	TR	2	3	3	1	2
<b>Juvenile Total</b>		<b>92</b>	<b>226</b>	<b>228</b>	<b>88</b>	<b>140</b>
<b>Orange Totals</b>		<b>161</b>	<b>414</b>	<b>416</b>	<b>178</b>	<b>238</b>

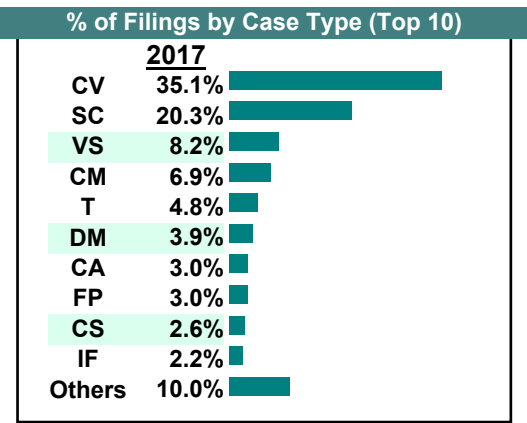
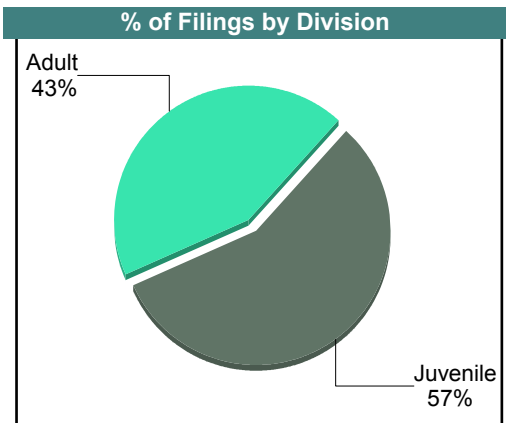



**CASELOAD STATISTICS OF THE JUVENILE & DOMESTIC RELATIONS COURTS**

March 2017

**Orange**  
District: 16

		<u>Filings</u>	<u>Hearings</u>	<u>Transactions</u>	<u>Concluded</u>	<u>Cont</u>
<b><u>Adult</u></b>						
Capias	CA	7	15	15	9	6
Felony	CF	3	15	15	1	14
Misdemeanor	CM	16	41	41	17	24
Family Abuse - Prot Order	FP	7	13	13	3	10
Motion - Prot Order	MP	1	1	1	1	-
Show Cause	SC	47	102	102	50	52
Civil Support	VS	19	54	54	27	27
<b>Adult Total</b>		<b>100</b>	<b>241</b>	<b>241</b>	<b>108</b>	<b>133</b>
<b><u>Juvenile</u></b>						
Abuse or Neglect	AN	3	20	20	12	8
Child in Need of Services	CS	6	15	15	3	12
Custody Visitation	CV	81	186	186	78	108
Felony	DF	2	21	21	2	19
Misdemeanor	DM	9	37	37	4	33
Foster Care Review	FC	2	3	3	3	-
Initial Foster Care	IF	5	5	5	5	-
Permanency	PH	4	5	5	2	3
Status	ST	3	6	6	1	5
Traffic	T	11	16	17	10	7
Term Parental Rights	TP	4	4	4	0	4
Truancy	TR	1	3	3	1	2
<b>Juvenile Total</b>		<b>131</b>	<b>321</b>	<b>322</b>	<b>121</b>	<b>201</b>
<b>Orange Totals</b>		<b>231</b>	<b>562</b>	<b>563</b>	<b>229</b>	<b>334</b>

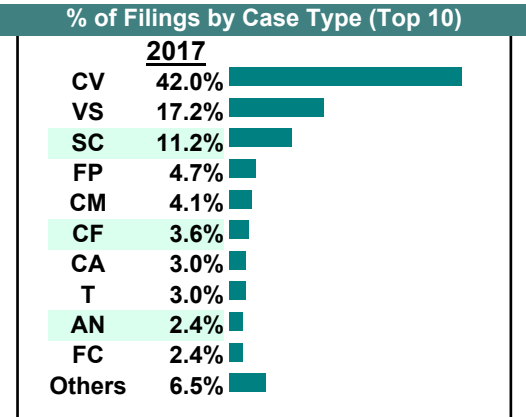
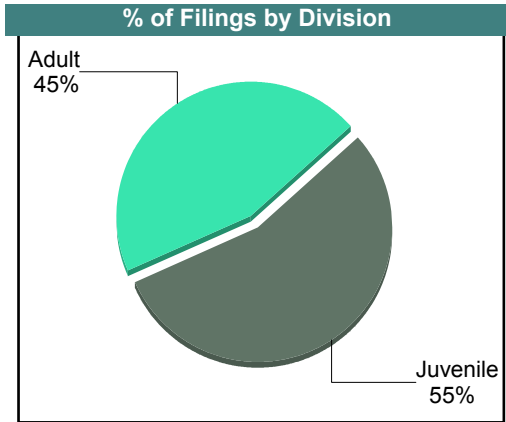
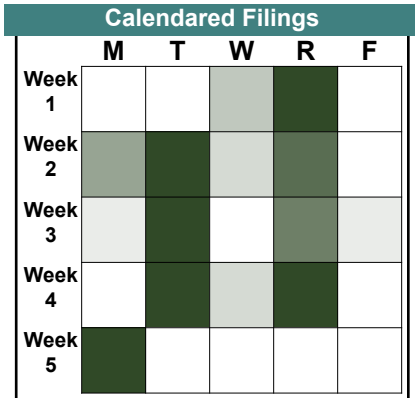


# CASELOAD STATISTICS OF THE JUVENILE & DOMESTIC RELATIONS COURTS

February 2017

**Orange**  
District: 16

		<u>Filings</u>	<u>Hearings</u>	<u>Transactions</u>	<u>Concluded</u>	<u>Cont</u>
<b><u>Adult</u></b>						
Non-Family Abuse Prot Order	AP	0	3	3	2	1
Capias	CA	5	11	11	2	9
Felony	CF	6	14	14	5	9
Misdemeanor	CM	7	49	49	29	20
Family Abuse - Prot Order	FP	8	18	18	7	11
Other	OT	1	3	3	2	1
Violation of PO	PV	1	1	1	1	-
Show Cause	SC	19	76	76	26	50
Civil Support	VS	29	50	50	15	35
<b>Adult Total</b>		<b>76</b>	<b>225</b>	<b>225</b>	<b>89</b>	<b>136</b>
<b><u>Juvenile</u></b>						
Abuse or Neglect	AN	4	31	31	8	23
Child in Need of Services	CS	1	9	9	4	5
Custody Visitation	CV	71	139	139	59	80
Felony	DF	1	6	6	2	4
Misdemeanor	DM	0	14	15	3	12
Foster Care Review	FC	4	4	4	3	1
Initial Foster Care	IF	2	2	2	2	-
Permanency	PH	1	2	2	2	-
Status	ST	1	1	1	0	1
Traffic	T	5	11	13	8	5
Truancy	TR	1	3	3	1	2
Voluntary Continuing Services Agreement	VA	2	2	2	1	1
<b>Juvenile Total</b>		<b>93</b>	<b>224</b>	<b>227</b>	<b>93</b>	<b>134</b>
<b>Orange Totals</b>		<b>169</b>	<b>449</b>	<b>452</b>	<b>182</b>	<b>270</b>

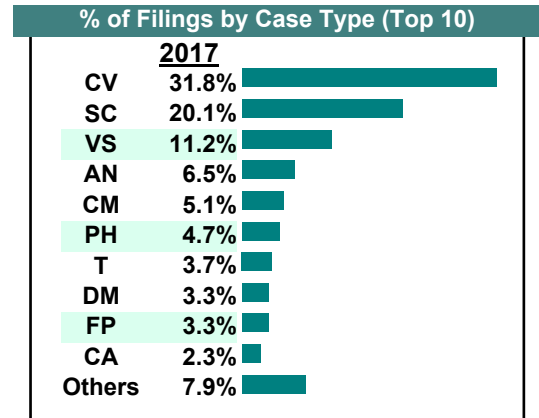
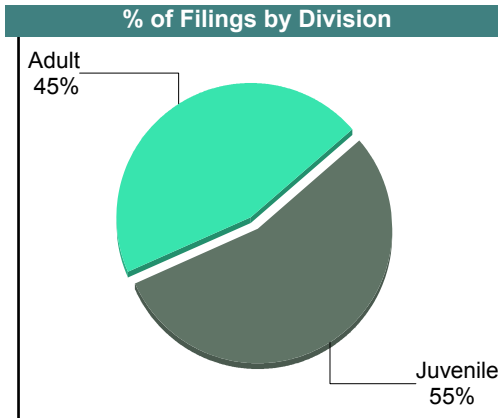
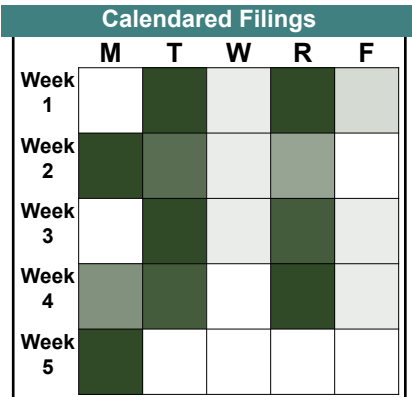


**CASELOAD STATISTICS OF THE JUVENILE & DOMESTIC RELATIONS COURTS**

January 2017

**Orange**  
District: 16

		<u>Filings</u>	<u>Hearings</u>	<u>Transactions</u>	<u>Concluded</u>	<u>Cont</u>
<b><u>Adult</u></b>						
Non-Family Abuse Prot Order	AP	2	2	2	0	2
Capias	CA	5	11	11	1	10
Felony	CF	1	16	16	6	10
Misdemeanor	CM	11	65	65	7	58
Family Abuse - Prot Order	FP	7	16	16	5	11
Motion - Prot Order	MP	2	3	3	2	1
Other	OT	1	1	1	0	1
Violation Fam Abuse PO	PS	1	1	1	1	-
Show Cause	SC	43	105	105	44	61
Civil Support	VS	24	46	46	22	24
<b>Adult Total</b>		<b>97</b>	<b>266</b>	<b>266</b>	<b>88</b>	<b>178</b>
<b><u>Juvenile</u></b>						
Abuse or Neglect	AN	14	35	35	6	29
Non-Family Abuse Prot Order	AP	0	1	1	1	-
Child in Need of Services	CS	3	9	9	3	6
Custody Visitation	CV	68	175	175	57	118
Felony	DF	0	20	20	4	16
Misdemeanor	DM	7	20	20	7	13
Foster Care Review	FC	3	3	3	3	-
Initial Foster Care	IF	3	3	3	3	-
Permanency	PH	10	11	11	9	2
Status	ST	0	2	2	1	1
Traffic	T	8	7	9	4	5
Term Parental Rights	TP	0	2	2	2	-
Truancy	TR	1	2	2	0	2
<b>Juvenile Total</b>		<b>117</b>	<b>290</b>	<b>292</b>	<b>100</b>	<b>192</b>
<b>Orange Totals</b>		<b>214</b>	<b>556</b>	<b>558</b>	<b>188</b>	<b>370</b>



Filings by Court & Division

	Albemarle	Charlottes ville	Culpeper	Fluvanna	Goochlan d	Greene	Louisa	Madison	Orange	Total
<b>A</b> Show Cause	316 13%	313 13%	698 29%	160 7%	61 3%	97 4%	312 13%	85 4%	341 14%	2,383
Civil Support	399 21%	173 9%	425 22%	89 5%	87 5%	103 5%	230 12%	121 6%	268 14%	1,895
Adult Misdemeanor	328 18%	345 19%	296 16%	118 6%	58 3%	119 6%	399 21%	54 3%	142 8%	1,859
Adult Felony	116 15%	100 13%	96 12%	57 7%	18 2%	75 10%	263 33%	20 3%	41 5%	786
Family Abuse - Prot Order	142 20%	83 12%	186 26%	42 6%	24 3%	62 9%	59 8%	20 3%	92 13%	710
Capias	96 20%	120 25%	92 19%	16 3%	8 2%	24 5%	70 14%	10 2%	52 11%	488
Motion - Prot Order	58 25%	29 12%	51 22%	30 13%	3 1%	20 9%	19 8%	12 5%	12 5%	234
Violation of PO	27 20%	28 21%	28 21%	8 6%	3 2%	9 7%	20 15%	1 1%	9 7%	133
Remand Support	12 11%	2 2%	23 21%	28 25%	9 8%	9 8%	17 15%	6 5%	4 4%	110
Other	2 4%	1 2%	11 24%	5 11%	5 11%	- 0%	1 2%	19 41%	2 4%	46
SL/Other	6 14%	12 29%	14 33%	- 0%	1 2%	2 5%	4 10%	2 5%	1 2%	42
Non-Family Abuse Prot Order	8 21%	3 8%	7 18%	4 11%	- 0%	3 8%	3 8%	- 0%	10 26%	38
Protective Order	5 63%	2 25%	- 0%	- 0%	- 0%	- 0%	- 0%	1 13%	- 0%	8
Bond Forfeiture	1 20%	1 20%	1 20%	1 20%	- 0%	- 0%	1 20%	- 0%	- 0%	5
Violation Fam Abuse PO	- 0%	- 0%	- 0%	- 0%	- 0%	1 25%	- 0%	- 0%	3 75%	4
<b>Total</b>	1,516 17%	1,212 14%	1,928 22%	558 6%	277 3%	524 6%	1,398 16%	351 4%	977 11%	8,741
<b>J</b> Custody Visitation	1,317 19%	782 11%	1,541 23%	446 7%	317 5%	432 6%	887 13%	272 4%	813 12%	6,807
Delinquency	228 20%	189 17%	271 24%	46 4%	88 8%	91 8%	80 7%	32 3%	115 10%	1,140
Traffic	98 19%	42 8%	91 18%	29 6%	64 13%	24 5%	44 9%	22 4%	93 18%	507
Permanency	56 12%	121 27%	52 11%	10 2%	30 7%	1 0%	52 11%	82 18%	50 11%	454
Abuse or Neglect	98 23%	81 19%	39 9%	34 8%	3 1%	17 4%	46 11%	20 5%	81 19%	419
Foster Care Review	48 18%	79 30%	40 15%	7 3%	3 1%	2 1%	22 8%	38 14%	28 10%	267
Child in Need of Services	24 11%	32 15%	72 33%	10 5%	5 2%	18 8%	13 6%	14 6%	28 13%	216
Initial Foster Care	38 18%	64 30%	25 12%	10 5%	3 1%	9 4%	24 11%	8 4%	29 14%	210

	Albemarle	Charlottesville	Culpeper	Fluvanna	Goochland	Greene	Louisa	Madison	Orange	Total
<b>J</b>										
<b>Status Offense/Other</b>	58 28%	16 8%	50 24%	7 3%	14 7%	8 4%	3 1%	33 16%	20 10%	<b>209</b>
<b>Term Parental Rights</b>	26 17%	41 27%	22 15%	- 0%	- 0%	- 0%	28 19%	27 18%	7 5%	<b>151</b>
<b>Remand Custody</b>	- 0%	- 0%	40 34%	23 19%	15 13%	14 12%	14 12%	9 8%	3 3%	<b>118</b>
<b>Remand Visitation</b>	- 0%	- 0%	41 38%	23 21%	- 0%	14 13%	16 15%	9 8%	4 4%	<b>107</b>
<b>Truancy</b>	20 19%	14 13%	36 34%	- 0%	- 0%	10 10%	4 4%	11 10%	10 10%	<b>105</b>
<b>Paternity</b>	20 23%	23 27%	18 21%	4 5%	5 6%	- 0%	5 6%	6 7%	5 6%	<b>86</b>
<b>Child at Risk</b>	10 15%	6 9%	48 71%	- 0%	- 0%	- 0%	1 1%	3 4%	- 0%	<b>68</b>
<b>Show Cause</b>	- 0%	- 0%	29 49%	6 10%	8 14%	10 17%	6 10%	- 0%	- 0%	<b>59</b>
<b>Motion - Prot Order</b>	6 15%	1 3%	9 23%	5 13%	3 8%	- 0%	8 21%	6 15%	1 3%	<b>39</b>
<b>Non-Family Abuse Prot Order</b>	- 0%	- 0%	16 50%	7 22%	- 0%	7 22%	- 0%	1 3%	1 3%	<b>32</b>
<b>Voluntary Continuing</b>	6 19%	6 19%	5 16%	1 3%	2 6%	1 3%	1 3%	6 19%	3 10%	<b>31</b>
<b>Entrustment</b>	1 4%	10 37%	2 7%	- 0%	- 0%	2 7%	- 0%	9 33%	3 11%	<b>27</b>
<b>Capias</b>	- 0%	- 0%	11 79%	- 0%	2 14%	1 7%	- 0%	- 0%	- 0%	<b>14</b>
<b>Family Abuse - Prot Order</b>	- 0%	- 0%	6 67%	- 0%	- 0%	- 0%	2 22%	- 0%	1 11%	<b>9</b>
<b>Custody Relief</b>	2 29%	- 0%	1 14%	2 29%	- 0%	- 0%	- 0%	2 29%	- 0%	<b>7</b>
<b>Protective Order</b>	5 71%	2 29%	- 0%	- 0%	- 0%	- 0%	- 0%	- 0%	- 0%	<b>7</b>
<b>Emancipation</b>	- 0%	- 0%	1 50%	- 0%	- 0%	- 0%	- 0%	- 0%	1 50%	<b>2</b>
<b>Juv Support</b>	- 0%	- 0%	1 100%	- 0%	- 0%	- 0%	- 0%	- 0%	- 0%	<b>1</b>
<b>Total</b>	2,061 19%	1,509 14%	2,467 22%	670 6%	562 5%	661 6%	1,256 11%	610 5%	1,296 12%	<b>11,092</b>
<b>Total</b>	3,577 18%	2,721 14%	4,395 22%	1,228 6%	839 4%	1,185 6%	2,654 13%	961 5%	2,273 11%	<b>19,833</b>

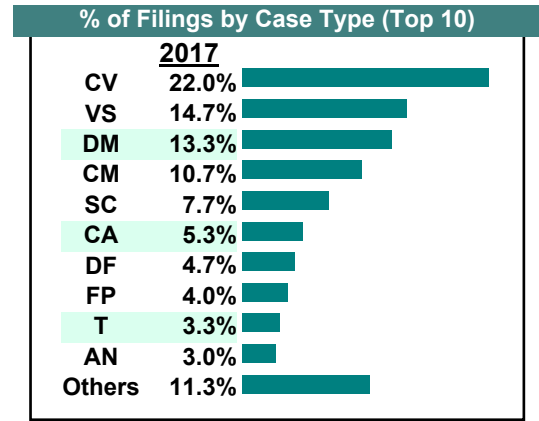
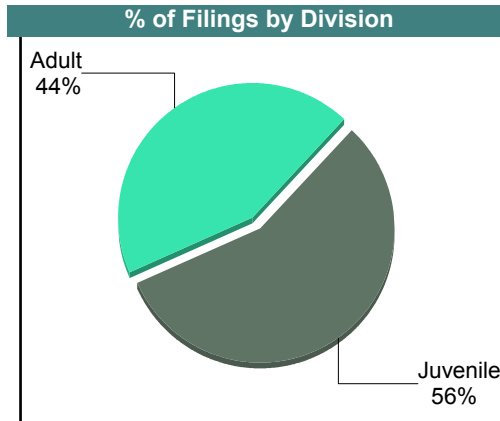
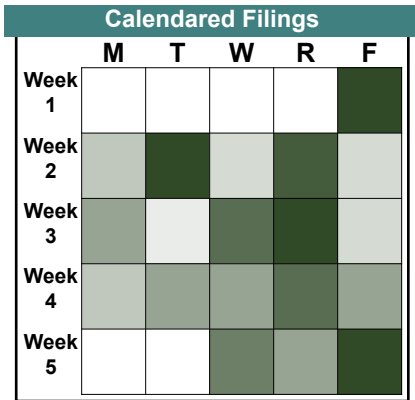
**CASELOAD STATISTICS OF THE JUVENILE & DOMESTIC RELATIONS COURTS**

December 2017

**Arlington**

District: 17

		<u>Filings</u>	<u>Hearings</u>	<u>Transactions</u>	<u>Concluded</u>	<u>Cont</u>
<b><u>Adult</u></b>						
Bond Forfeiture	BF	1	1	1	0	1
Capias	CA	16	39	39	26	13
Felony	CF	6	21	21	4	17
Misdemeanor	CM	32	110	110	25	85
Family Abuse - Prot Order	FP	12	31	31	10	21
Motion - Prot Order	MP	1	1	1	1	-
Show Cause	SC	19	65	65	41	24
Civil Support	VS	44	91	91	47	44
<b>Adult Total</b>		<b>131</b>	<b>359</b>	<b>359</b>	<b>154</b>	<b>205</b>
<b><u>Juvenile</u></b>						
Abuse or Neglect	AN	9	22	22	8	14
Non-Family Abuse Prot Order	AP	0	1	1	0	1
Capias	CA	0	1	1	1	-
Child in Need of Services	CS	0	3	3	2	1
Custody Visitation	CV	66	167	167	86	81
Felony	DF	14	34	34	7	27
Misdemeanor	DM	40	133	133	54	79
Emancipation	EP	0	1	1	1	-
Foster Care Review	FC	2	2	2	2	-
Family Abuse - Prot Order	FP	0	3	3	1	2
Permanency	PH	7	7	7	4	3
Petition	PT	2	5	5	3	2
Show Cause	SC	4	19	19	8	11
Status	ST	8	11	11	10	1
Traffic	T	10	13	15	9	6
Term Parental Rights	TP	6	9	9	5	4
Truancy	TR	0	7	7	3	4
Voluntary Continuing Services Agreement	VA	1	1	1	1	-
<b>Juvenile Total</b>		<b>169</b>	<b>439</b>	<b>441</b>	<b>205</b>	<b>236</b>
<b>Arlington Totals</b>		<b>300</b>	<b>798</b>	<b>800</b>	<b>359</b>	<b>441</b>



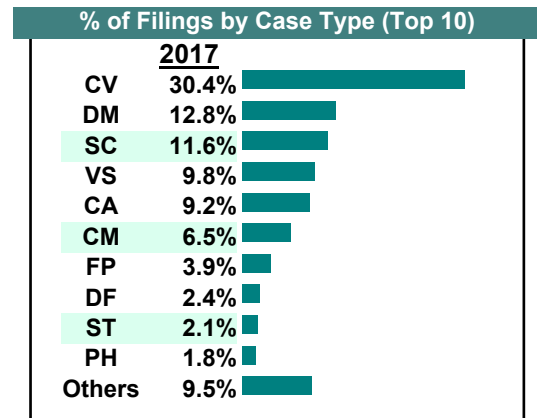
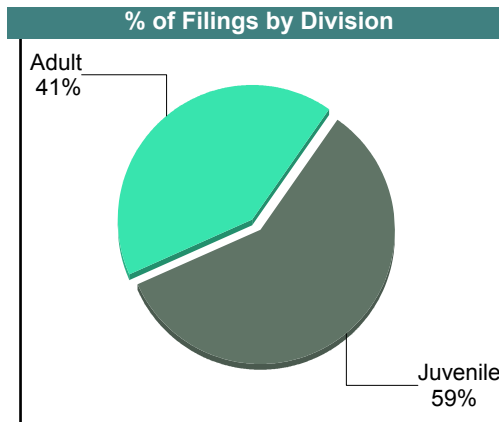

# CASELOAD STATISTICS OF THE JUVENILE & DOMESTIC RELATIONS COURTS

November 2017

Arlington

District: 17

		<u>Filings</u>	<u>Hearings</u>	<u>Transactions</u>	<u>Concluded</u>	<u>Cont</u>
<b><u>Adult</u></b>						
Capias	CA	31	62	62	36	26
Felony	CF	4	33	33	12	21
Misdemeanor	CM	22	87	87	32	55
Family Abuse - Prot Order	FP	12	21	21	10	11
Motion - Prot Order	MP	2	4	4	4	-
Other	OT	2	2	2	2	-
Remand Support	RS	1	1	1	1	-
Show Cause	SC	32	101	101	48	53
Civil Support	VS	33	62	62	28	34
<b>Adult Total</b>		<b>139</b>	<b>373</b>	<b>373</b>	<b>173</b>	<b>200</b>
<b><u>Juvenile</u></b>						
Abuse or Neglect	AN	2	15	15	1	14
Non-Family Abuse Prot Order	AP	1	2	2	0	2
Child in Need of Services	CS	3	7	7	5	2
Custody Visitation	CV	102	229	229	114	115
Felony	DF	8	53	53	19	34
Misdemeanor	DM	43	123	123	42	81
Emancipation	EP	1	1	1	0	1
Foster Care Review	FC	2	3	3	2	1
Family Abuse - Prot Order	FP	1	1	1	0	1
Permanency	PH	6	7	7	7	-
Petition	PT	3	5	5	3	2
Remand Custody	RC	1	1	1	1	-
Remand Visitation	RV	1	1	1	1	-
Show Cause	SC	7	10	10	4	6
Status	ST	7	11	11	6	5
Traffic	T	4	14	15	11	4
Term Parental Rights	TP	2	2	2	0	2
Truancy	TR	3	12	12	5	7
<b>Juvenile Total</b>		<b>197</b>	<b>497</b>	<b>498</b>	<b>221</b>	<b>277</b>
<b>Arlington Totals</b>		<b>336</b>	<b>870</b>	<b>871</b>	<b>394</b>	<b>477</b>





# CASELOAD STATISTICS OF THE JUVENILE & DOMESTIC RELATIONS COURTS

October 2017

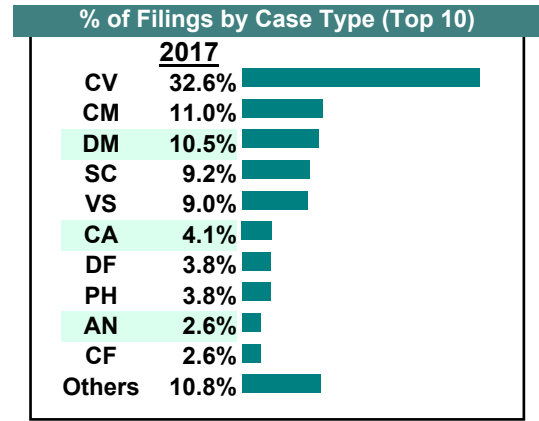
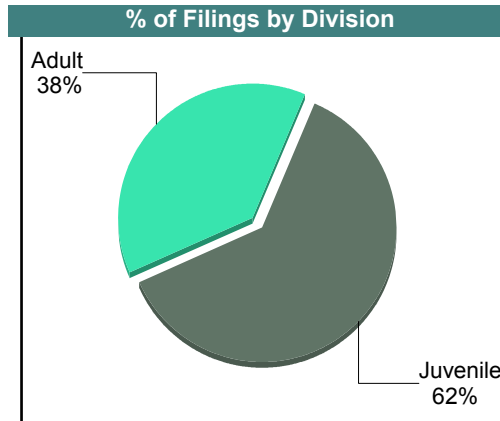
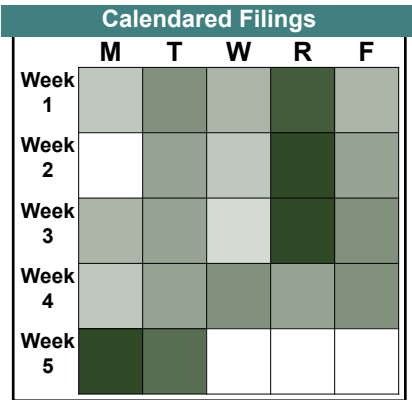
Arlington

District: 17

		<u>Filings</u>	<u>Hearings</u>	<u>Transactions</u>	<u>Concluded</u>	<u>Cont</u>
<b>Adult</b>						
Non-Family Abuse Prot Order	AP	0	2	2	2	-
Capias	CA	15	64	64	26	38
Felony	CF	10	42	42	10	32
Misdemeanor	CM	43	145	145	43	102
Family Abuse - Prot Order	FP	8	20	20	9	11
Motion - Prot Order	MP	3	4	4	3	1
Other	OT	4	7	7	5	2
Show Cause	SC	30	92	92	31	61
Civil Support	VS	35	76	76	39	37
<b>Adult Total</b>		<b>148</b>	<b>452</b>	<b>452</b>	<b>168</b>	<b>284</b>

<b>Juvenile</b>						
Abuse or Neglect	AN	10	31	31	7	24
Capias	CA	1	8	8	3	5
Child in Need of Services	CS	4	13	13	4	9
Custody Visitation	CV	127	235	235	101	134
Felony	DF	15	81	81	20	61
Misdemeanor	DM	41	164	164	54	110
Foster Care Review	FC	5	5	5	5	-
Initial Foster Care	IF	2	3	3	3	-
Permanency	PH	15	15	15	15	-
Petition	PT	0	1	1	1	-
Show Cause	SC	6	10	10	4	6
Status	ST	3	4	4	3	1
Traffic	T	8	15	17	9	8
Term Parental Rights	TP	0	4	4	2	2
Truancy	TR	5	14	14	5	9
<b>Juvenile Total</b>		<b>242</b>	<b>603</b>	<b>605</b>	<b>236</b>	<b>369</b>

<b>Arlington Totals</b>		<b>390</b>	<b>1,055</b>	<b>1,057</b>	<b>404</b>	<b>653</b>
-------------------------	--	------------	--------------	--------------	------------	------------



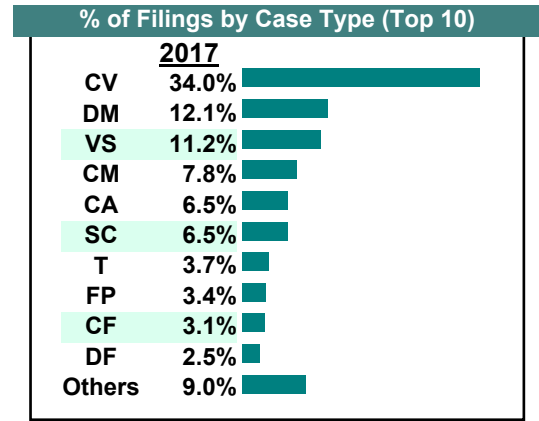
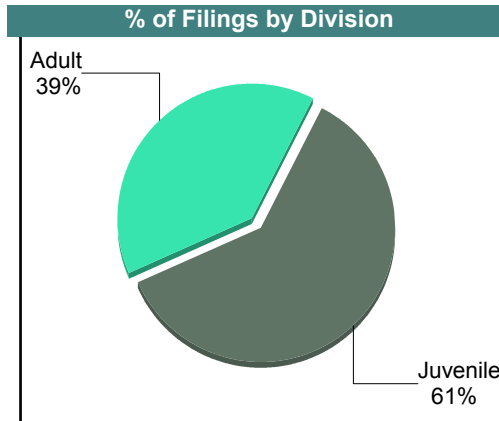

# CASELOAD STATISTICS OF THE JUVENILE & DOMESTIC RELATIONS COURTS

September 2017

Arlington

District: 17

		<u>Filings</u>	<u>Hearings</u>	<u>Transactions</u>	<u>Concluded</u>	<u>Cont</u>
<b>Adult</b>						
Non-Family Abuse Prot Order	AP	1	3	3	0	3
Bond Forfeiture	BF	0	1	1	1	-
Capias	CA	17	67	67	20	47
Felony	CF	10	32	32	7	25
Misdemeanor	CM	25	118	118	36	82
Family Abuse - Prot Order	FP	11	31	31	14	17
Motion - Prot Order	MP	3	3	3	1	2
Other	OT	3	4	4	2	2
Show Cause	SC	19	61	61	13	48
SL/Other	SL	1	1	1	1	-
Civil Support	VS	36	79	79	38	41
<b>Adult Total</b>		<b>126</b>	<b>400</b>	<b>400</b>	<b>133</b>	<b>267</b>
<b>Juvenile</b>						
Abuse or Neglect	AN	0	14	14	3	11
Capias	CA	4	4	4	3	1
Child in Need of Services	CS	2	9	9	5	4
Custody Visitation	CV	109	177	177	79	98
Felony	DF	8	99	99	46	53
Misdemeanor	DM	39	168	168	82	86
Foster Care Review	FC	3	3	3	3	-
Initial Foster Care	IF	1	3	3	1	2
Permanency	PH	4	5	5	5	-
Petition	PT	2	8	8	3	5
Show Cause	SC	2	19	19	14	5
Status	ST	3	7	7	6	1
Traffic	T	12	11	13	7	6
Term Parental Rights	TP	4	4	4	4	-
Truancy	TR	2	12	12	6	6
<b>Juvenile Total</b>		<b>195</b>	<b>543</b>	<b>545</b>	<b>267</b>	<b>278</b>
<b>Arlington Totals</b>		<b>321</b>	<b>943</b>	<b>945</b>	<b>400</b>	<b>545</b>



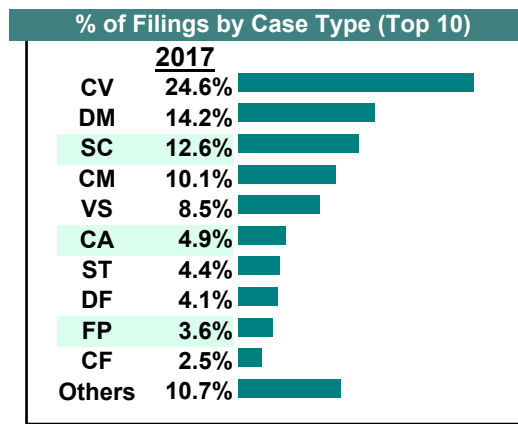
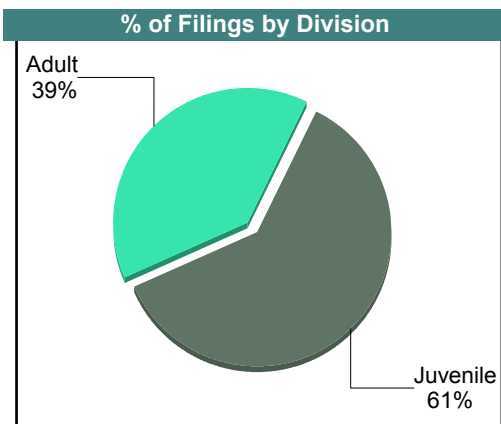

**CASELOAD STATISTICS OF THE JUVENILE & DOMESTIC RELATIONS COURTS**

**Arlington**

District: 17

August 2017

		<u>Filings</u>	<u>Hearings</u>	<u>Transactions</u>	<u>Concluded</u>	<u>Cont</u>
<b><u>Adult</u></b>						
Non-Family Abuse Prot Order	AP	1	1	1	0	1
Capias	CA	17	55	55	16	39
Felony	CF	9	30	30	6	24
Misdemeanor	CM	37	107	107	23	84
Family Abuse - Prot Order	FP	13	31	31	9	22
Other	OT	3	3	3	3	-
Protective Order	PC	0	1	1	1	-
Violation of PO	PV	1	1	1	1	-
Show Cause	SC	29	73	73	20	53
SL/Other	SL	1	1	1	1	-
Civil Support	VS	31	84	84	38	46
<b>Adult Total</b>		<b>142</b>	<b>387</b>	<b>387</b>	<b>118</b>	<b>269</b>
<b><u>Juvenile</u></b>						
Abuse or Neglect	AN	4	24	24	8	16
Non-Family Abuse Prot Order	AP	0	1	1	1	-
Capias	CA	1	12	12	7	5
Child in Need of Services	CS	3	9	9	2	7
Custody Visitation	CV	90	164	164	84	80
Felony	DF	15	102	102	11	91
Misdemeanor	DM	52	204	204	67	137
Foster Care Review	FC	3	3	3	3	-
Initial Foster Care	IF	2	2	2	1	1
Permanency	PH	5	5	5	5	-
Petition	PT	2	7	7	3	4
Show Cause	SC	17	22	22	7	15
Status	ST	16	26	26	21	5
Traffic	T	4	11	11	7	4
Term Parental Rights	TP	6	8	8	4	4
Truancy	TR	2	15	15	6	9
Voluntary Continuing Services Agreement	VA	2	2	2	2	-
<b>Juvenile Total</b>		<b>224</b>	<b>617</b>	<b>617</b>	<b>239</b>	<b>378</b>
<b>Arlington Totals</b>		<b>366</b>	<b>1,004</b>	<b>1,004</b>	<b>357</b>	<b>647</b>



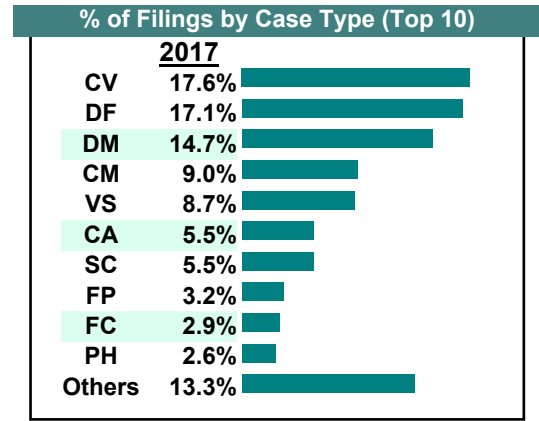
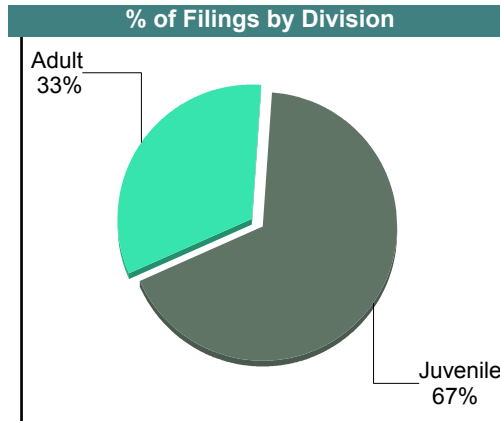
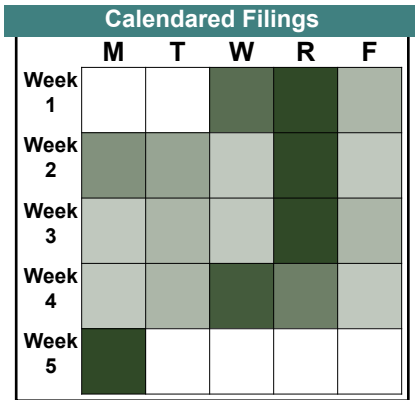
# CASELOAD STATISTICS OF THE JUVENILE & DOMESTIC RELATIONS COURTS

July 2017

Arlington

District: 17

		<u>Filings</u>	<u>Hearings</u>	<u>Transactions</u>	<u>Concluded</u>	<u>Cont</u>
<b><u>Adult</u></b>						
Capias	CA	14	56	56	16	40
Felony	CF	7	32	32	9	23
Misdemeanor	CM	31	106	106	29	77
Family Abuse - Prot Order	FP	11	33	33	14	19
Other	OT	1	1	1	1	-
Protective Order	PC	1	1	1	0	1
Show Cause	SC	18	74	74	27	47
Civil Support	VS	30	57	57	30	27
<b>Adult Total</b>		<b>113</b>	<b>360</b>	<b>360</b>	<b>126</b>	<b>234</b>
<b><u>Juvenile</u></b>						
Abuse or Neglect	AN	8	29	29	6	23
Capias	CA	5	19	19	5	14
Child in Need of Services	CS	2	9	9	0	9
Custody Visitation	CV	61	149	149	76	73
Felony	DF	59	99	99	11	88
Misdemeanor	DM	51	175	175	59	116
Foster Care Review	FC	10	10	10	10	-
Initial Foster Care	IF	2	2	2	2	-
Permanency	PH	9	9	9	8	1
Petition	PT	1	7	7	3	4
Show Cause	SC	1	5	5	2	3
Status	ST	7	19	19	11	8
Traffic	T	9	18	18	9	9
Term Parental Rights	TP	2	2	2	0	2
Truancy	TR	4	16	16	0	16
Voluntary Continuing Services Agreement	VA	2	2	2	2	-
<b>Juvenile Total</b>		<b>233</b>	<b>570</b>	<b>570</b>	<b>204</b>	<b>366</b>
<b>Arlington Totals</b>		<b>346</b>	<b>930</b>	<b>930</b>	<b>330</b>	<b>600</b>



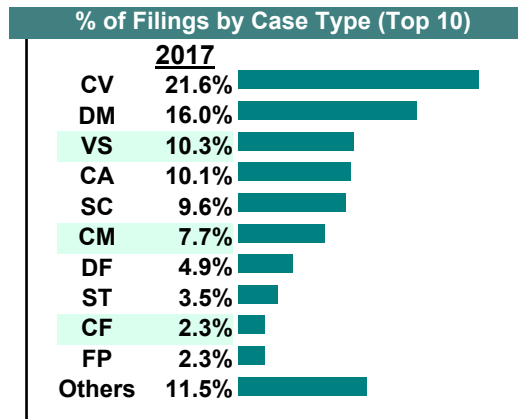
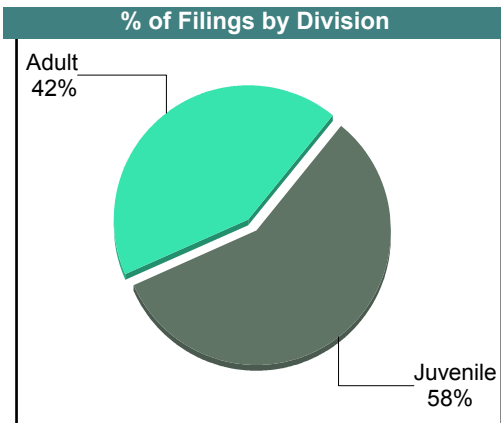

# CASELOAD STATISTICS OF THE JUVENILE & DOMESTIC RELATIONS COURTS

June 2017

Arlington

District: 17

		<u>Filings</u>	<u>Hearings</u>	<u>Transactions</u>	<u>Concluded</u>	<u>Cont</u>
<b><u>Adult</u></b>						
Capias	CA	38	83	83	25	58
Felony	CF	10	62	62	27	35
Misdemeanor	CM	33	120	120	31	89
Family Abuse - Prot Order	FP	10	20	20	5	15
Motion - Prot Order	MP	2	2	2	2	-
Other	OT	4	6	6	6	-
Remand Support	RS	1	1	1	1	-
Show Cause	SC	39	91	91	33	58
SL/Other	SL	0	1	1	1	-
Civil Support	VS	44	101	101	49	52
<b>Adult Total</b>		<b>181</b>	<b>487</b>	<b>487</b>	<b>180</b>	<b>307</b>
<b><u>Juvenile</u></b>						
Abuse or Neglect	AN	2	18	18	8	10
Capias	CA	5	12	12	4	8
Child in Need of Services	CS	3	9	9	3	6
Custody Visitation	CV	92	161	161	82	79
Felony	DF	21	64	64	15	49
Misdemeanor	DM	68	234	234	74	160
Foster Care Review	FC	2	4	4	4	-
Initial Foster Care	IF	3	3	3	3	-
Permanency	PH	6	7	7	7	-
Petition	PT	4	6	6	3	3
Remand Custody	RC	2	2	2	2	-
Remand Visitation	RV	2	2	2	2	-
Show Cause	SC	2	14	14	5	9
Status	ST	15	16	16	12	4
Traffic	T	10	15	16	6	10
Truancy	TR	8	19	19	5	14
<b>Juvenile Total</b>		<b>245</b>	<b>586</b>	<b>587</b>	<b>235</b>	<b>352</b>
<b>Arlington Totals</b>		<b>426</b>	<b>1,073</b>	<b>1,074</b>	<b>415</b>	<b>659</b>



# CASELOAD STATISTICS OF THE JUVENILE & DOMESTIC RELATIONS COURTS

May 2017

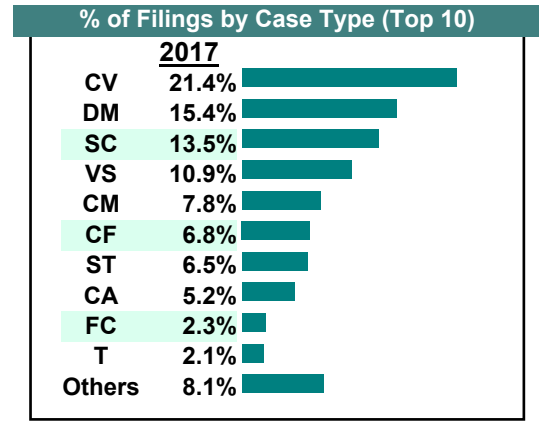
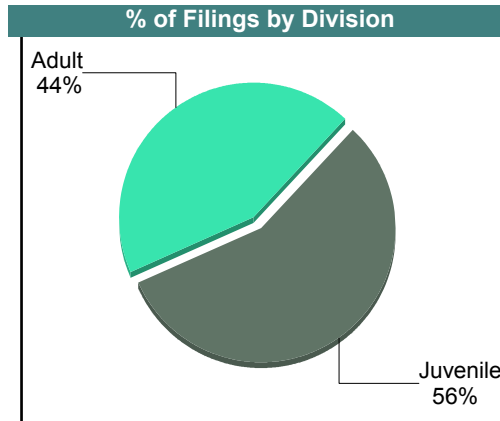

Arlington

District: 17

		<u>Filings</u>	<u>Hearings</u>	<u>Transactions</u>	<u>Concluded</u>	<u>Cont</u>
<b>Adult</b>						
Non-Family Abuse Prot Order	AP	0	1	1	1	-
Bond Forfeiture	BF	0	1	1	1	-
Capias	CA	19	43	43	29	14
Felony	CF	26	77	77	17	60
Misdemeanor	CM	30	110	110	37	73
Family Abuse - Prot Order	FP	6	20	20	8	12
Motion - Prot Order	MP	2	3	3	3	-
Other	OT	1	3	3	2	1
Show Cause	SC	42	79	79	33	46
Civil Support	VS	42	80	80	36	44
<b>Adult Total</b>		<b>168</b>	<b>417</b>	<b>417</b>	<b>167</b>	<b>250</b>

<b>Juvenile</b>						
Abuse or Neglect	AN	5	24	24	5	19
Capias	CA	1	2	2	0	2
Child in Need of Services	CS	0	7	7	0	7
Custody Visitation	CV	82	181	181	101	80
Felony	DF	4	39	39	13	26
Misdemeanor	DM	59	196	196	58	138
Foster Care Review	FC	9	10	10	8	2
Initial Foster Care	IF	0	1	1	1	-
Permanency	PH	5	5	5	3	2
Petition	PT	6	9	9	3	6
Show Cause	SC	10	18	18	7	11
Status	ST	25	30	30	21	9
Traffic	T	8	9	10	5	5
Truancy	TR	2	14	14	3	11
<b>Juvenile Total</b>		<b>216</b>	<b>545</b>	<b>546</b>	<b>228</b>	<b>318</b>

<b>Arlington Totals</b>		<b>384</b>	<b>962</b>	<b>963</b>	<b>395</b>	<b>568</b>
-------------------------	--	------------	------------	------------	------------	------------



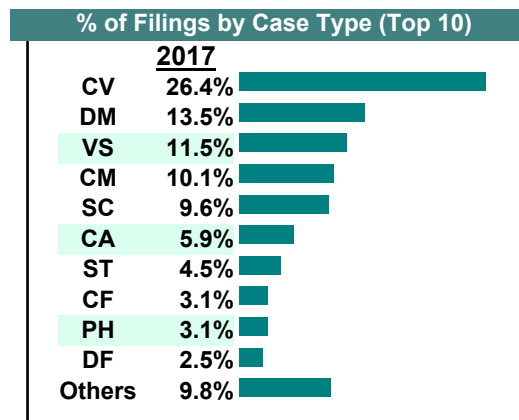
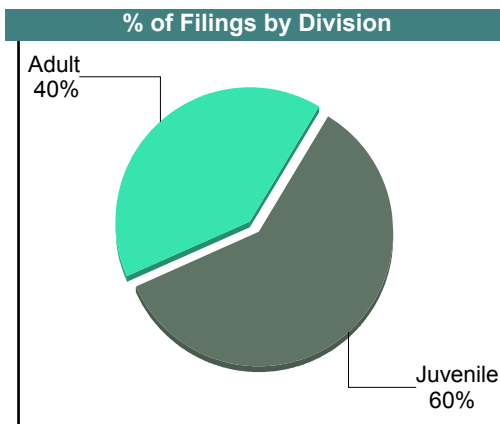
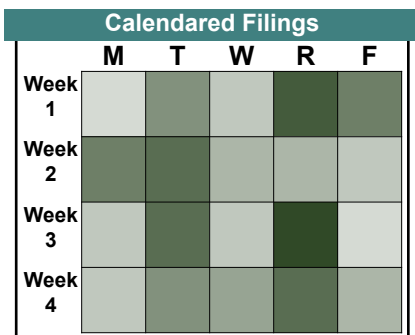
# CASELOAD STATISTICS OF THE JUVENILE & DOMESTIC RELATIONS COURTS

Arlington

District: 17

April 2017

		Filings	Hearings	Transactions	Concluded	Cont
<b>Adult</b>						
Non-Family Abuse Prot Order	AP	1	1	1	0	1
Bond Forfeiture	BF	0	1	1	0	1
Capias	CA	17	42	42	21	21
Felony	CF	11	35	35	5	30
Misdemeanor	CM	36	112	112	23	89
Family Abuse - Prot Order	FP	4	16	16	5	11
Motion - Prot Order	MP	2	2	2	1	1
Other	OT	1	1	1	0	1
Show Cause	SC	30	73	73	30	43
Civil Support	VS	41	85	85	47	38
<b>Adult Total</b>		<b>143</b>	<b>368</b>	<b>368</b>	<b>132</b>	<b>236</b>
<b>Juvenile</b>						
Abuse or Neglect	AN	6	31	31	9	22
Non-Family Abuse Prot Order	AP	1	1	1	0	1
Capias	CA	4	15	15	13	2
Child in Need of Services	CS	1	5	5	1	4
Custody Visitation	CV	94	169	169	71	98
Felony	DF	9	49	49	16	33
Misdemeanor	DM	48	169	169	58	111
Entrustment	ET	0	1	1	1	-
Foster Care Review	FC	7	8	8	8	-
Initial Foster Care	IF	3	3	3	2	1
Permanency	PH	11	14	14	14	-
Petition	PT	0	1	1	1	-
Show Cause	SC	4	12	12	3	9
Status	ST	16	21	21	16	5
Traffic	T	7	12	12	8	4
Term Parental Rights	TP	0	1	1	1	-
Truancy	TR	2	10	10	3	7
<b>Juvenile Total</b>		<b>213</b>	<b>522</b>	<b>522</b>	<b>225</b>	<b>297</b>
<b>Arlington Totals</b>		<b>356</b>	<b>890</b>	<b>890</b>	<b>357</b>	<b>533</b>



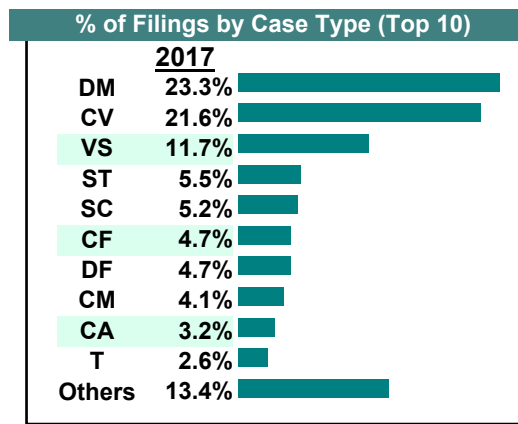
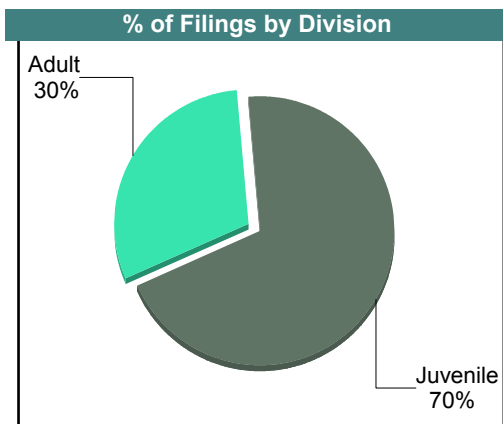

# CASELOAD STATISTICS OF THE JUVENILE & DOMESTIC RELATIONS COURTS

March 2017

Arlington

District: 17

		<u>Filings</u>	<u>Hearings</u>	<u>Transactions</u>	<u>Concluded</u>	<u>Cont</u>
<b><u>Adult</u></b>						
Bond Forfeiture	BF	1	1	1	0	1
Capias	CA	9	36	36	11	25
Felony	CF	16	38	38	5	33
Misdemeanor	CM	14	67	67	20	47
Family Abuse - Prot Order	FP	7	30	30	15	15
Other	OT	1	2	2	0	2
Remand Support	RS	2	2	2	2	-
Show Cause	SC	13	57	57	20	37
SL/Other	SL	1	1	1	1	-
Civil Support	VS	40	85	85	44	41
<b>Adult Total</b>		<b>104</b>	<b>319</b>	<b>319</b>	<b>118</b>	<b>201</b>
<b><u>Juvenile</u></b>						
Abuse or Neglect	AN	5	31	31	10	21
Capias	CA	2	5	5	2	3
Child in Need of Services	CS	3	7	7	1	6
Custody Visitation	CV	74	172	172	70	102
Felony	DF	16	48	48	3	45
Misdemeanor	DM	80	170	170	33	137
Entrustment	ET	0	1	1	0	1
Foster Care Review	FC	7	7	7	6	1
Initial Foster Care	IF	4	4	4	4	-
Permanency	PH	1	1	1	1	-
Petition	PT	3	7	7	1	6
Remand Custody	RC	2	2	2	2	-
Remand Visitation	RV	2	2	2	2	-
Show Cause	SC	5	10	10	4	6
Status	ST	19	27	27	19	8
Traffic	T	9	8	11	7	4
Term Parental Rights	TP	1	1	1	0	1
Truancy	TR	6	14	14	2	12
<b>Juvenile Total</b>		<b>239</b>	<b>517</b>	<b>520</b>	<b>167</b>	<b>353</b>
<b>Arlington Totals</b>		<b>343</b>	<b>836</b>	<b>839</b>	<b>285</b>	<b>554</b>





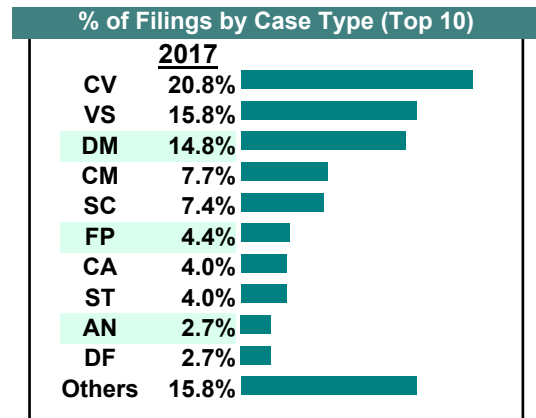
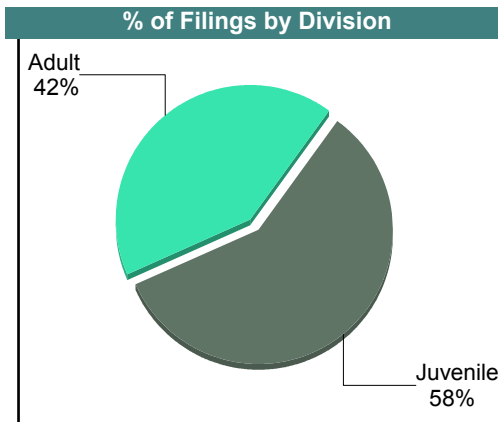

# CASELOAD STATISTICS OF THE JUVENILE & DOMESTIC RELATIONS COURTS

February 2017

Arlington

District: 17

		<u>Filings</u>	<u>Hearings</u>	<u>Transactions</u>	<u>Concluded</u>	<u>Cont</u>
<b><u>Adult</u></b>						
Capias	CA	12	32	32	14	18
Felony	CF	5	27	27	8	19
Misdemeanor	CM	23	95	95	31	64
Family Abuse - Prot Order	FP	13	27	27	8	19
Other	OT	2	3	3	3	-
Remand Support	RS	1	1	1	1	-
Show Cause	SC	21	63	63	25	38
SL/Other	SL	0	1	1	0	1
Civil Support	VS	47	78	78	37	41
<b>Adult Total</b>		<b>124</b>	<b>327</b>	<b>327</b>	<b>127</b>	<b>200</b>
<b><u>Juvenile</u></b>						
Abuse or Neglect	AN	8	44	44	10	34
Non-Family Abuse Prot Order	AP	1	3	3	1	2
Capias	CA	0	10	10	2	8
Child in Need of Services	CS	3	8	8	3	5
Custody Visitation	CV	62	133	133	55	78
Felony	DF	8	40	40	6	34
Misdemeanor	DM	44	153	153	31	122
Foster Care Review	FC	4	4	4	4	-
Initial Foster Care	IF	5	6	6	6	-
Permanency	PH	6	6	6	6	-
Petition	PT	1	2	2	2	-
Remand Custody	RC	3	3	3	3	-
Remand Visitation	RV	1	1	1	1	-
Show Cause	SC	1	5	5	0	5
Status	ST	12	15	15	13	2
Traffic	T	8	7	8	4	4
Truancy	TR	6	16	16	8	8
Voluntary Continuing Services Agreement	VA	1	1	1	1	-
<b>Juvenile Total</b>		<b>174</b>	<b>457</b>	<b>458</b>	<b>156</b>	<b>302</b>
<b>Arlington Totals</b>		<b>298</b>	<b>784</b>	<b>785</b>	<b>283</b>	<b>502</b>



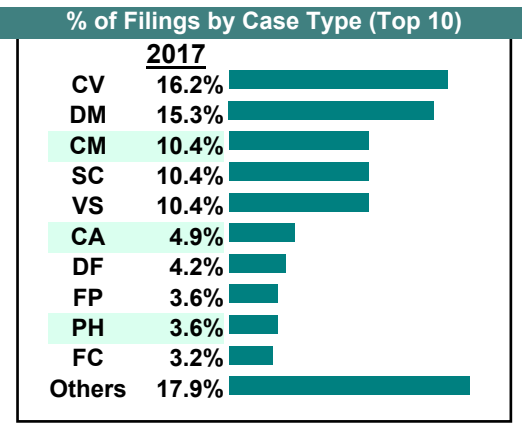
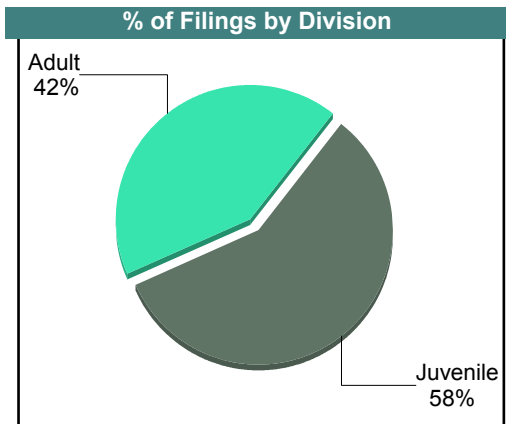

# CASELOAD STATISTICS OF THE JUVENILE & DOMESTIC RELATIONS COURTS

January 2017

Arlington

District: 17

		<u>Filings</u>	<u>Hearings</u>	<u>Transactions</u>	<u>Concluded</u>	<u>Cont</u>
<b><u>Adult</u></b>						
Bond Forfeiture	BF	0	1	1	0	1
Capias	CA	11	49	49	29	20
Felony	CF	9	29	29	7	22
Misdemeanor	CM	32	124	124	51	73
Family Abuse - Prot Order	FP	11	26	26	5	21
Motion - Prot Order	MP	3	3	3	3	-
Other	OT	2	4	4	2	2
Violation of PO	PV	1	1	1	1	-
Remand Support	RS	1	1	1	1	-
Show Cause	SC	28	57	57	20	37
Civil Support	VS	32	77	77	40	37
<b>Adult Total</b>		<b>130</b>	<b>372</b>	<b>372</b>	<b>159</b>	<b>213</b>
<b><u>Juvenile</u></b>						
Abuse or Neglect	AN	8	37	37	8	29
Capias	CA	4	19	19	7	12
Child in Need of Services	CS	1	4	4	2	2
Custody Visitation	CV	50	121	121	55	66
Felony	DF	13	42	42	9	33
Misdemeanor	DM	47	126	126	40	86
Entrustment	ET	2	2	2	1	1
Foster Care Review	FC	10	10	10	10	-
Initial Foster Care	IF	8	8	8	8	-
Permanency	PH	11	12	12	9	3
Petition	PT	1	5	5	4	1
Show Cause	SC	4	5	5	3	2
Status	ST	10	14	14	7	7
Traffic	T	1	3	3	2	1
Term Parental Rights	TP	3	7	7	7	-
Truancy	TR	5	15	15	5	10
<b>Juvenile Total</b>		<b>178</b>	<b>430</b>	<b>430</b>	<b>177</b>	<b>253</b>
<b>Arlington Totals</b>		<b>308</b>	<b>802</b>	<b>802</b>	<b>336</b>	<b>466</b>



**CASELOAD STATISTICS OF THE JUVENILE & DOMESTIC RELATIONS COURTS**

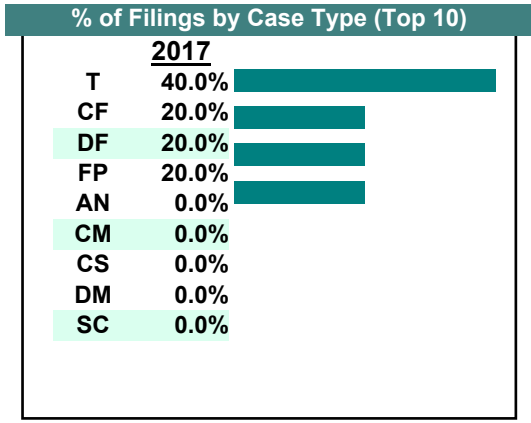
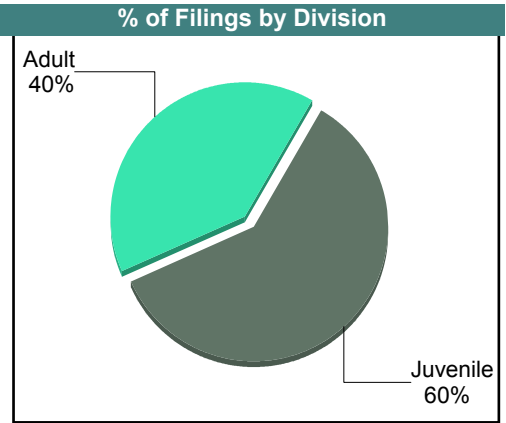
**December 2017**

**Falls Church**

District: 17

		<u>Filings</u>	<u>Hearings</u>	<u>Transactions</u>	<u>Concluded</u>	<u>Cont</u>
<b><u>Adult</u></b>						
Felony	CF	1	3	3	0	3
Misdemeanor	CM	0	5	5	3	2
Family Abuse - Prot Order	FP	1	1	1	1	-
Show Cause	SC	0	1	1	1	-
<b>Adult Total</b>		<b>2</b>	<b>10</b>	<b>10</b>	<b>5</b>	<b>5</b>
<b><u>Juvenile</u></b>						
Abuse or Neglect	AN	0	4	4	0	4
Child in Need of Services	CS	0	1	1	0	1
Felony	DF	1	2	2	0	2
Misdemeanor	DM	0	2	2	2	-
Traffic	T	2	2	3	2	1
<b>Juvenile Total</b>		<b>3</b>	<b>11</b>	<b>12</b>	<b>4</b>	<b>8</b>
<b>Falls Church Totals</b>		<b>5</b>	<b>21</b>	<b>22</b>	<b>9</b>	<b>13</b>

<b>Calendared Filings</b>				
	<b>M</b>	<b>T</b>	<b>W</b>	<b>F</b>
Week 1				
Week 2				
Week 3				



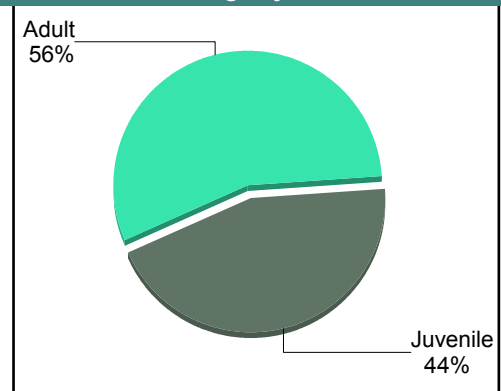
November 2017

		<u>Filings</u>	<u>Hearings</u>	<u>Transactions</u>	<u>Concluded</u>	<u>Cont</u>
<b>Adult</b>						
Capias	CA	0	2	2	0	2
Misdemeanor	CM	1	12	12	5	7
Show Cause	SC	4	8	8	4	4
<b>Adult Total</b>		<b>5</b>	<b>22</b>	<b>22</b>	<b>9</b>	<b>13</b>
<b>Juvenile</b>						
Child in Need of Services	CS	0	3	3	0	3
Custody Visitation	CV	1	1	1	1	-
Misdemeanor	DM	0	6	6	1	5
Status	ST	0	2	2	0	2
Traffic	T	3	5	6	4	2
Truancy	TR	0	2	2	0	2
<b>Juvenile Total</b>		<b>4</b>	<b>19</b>	<b>20</b>	<b>6</b>	<b>14</b>
<b>Falls Church Totals</b>		<b>9</b>	<b>41</b>	<b>42</b>	<b>15</b>	<b>27</b>

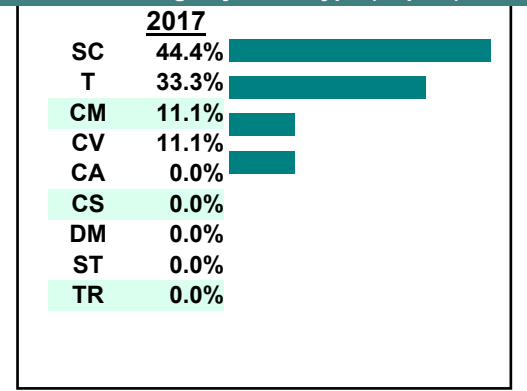
Calendared Filings

	M	T	R
Week 1	■		
Week 2			■
Week 3		■	

% of Filings by Division



% of Filings by Case Type (Top 10)



**CASELOAD STATISTICS OF THE JUVENILE & DOMESTIC RELATIONS COURTS**

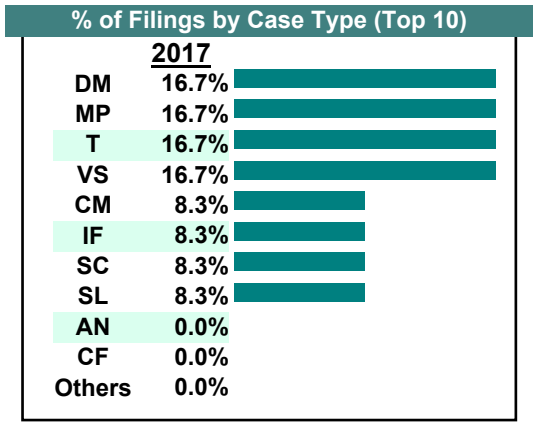
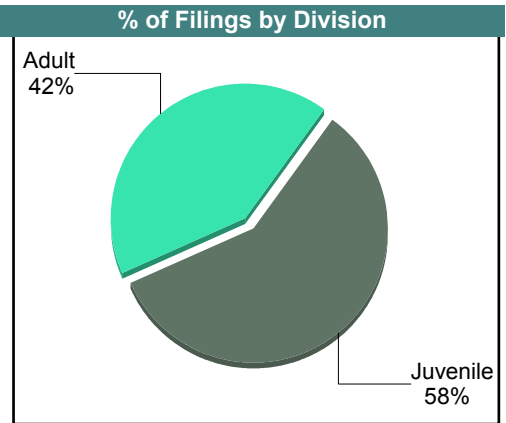
October 2017

**Falls Church**

District: 17

		<u>Filings</u>	<u>Hearings</u>	<u>Transactions</u>	<u>Concluded</u>	<u>Cont</u>
<b><u>Adult</u></b>						
Felony	CF	0	1	1	0	1
Misdemeanor	CM	1	11	11	2	9
Show Cause	SC	1	2	2	2	-
SL/Other	SL	1	1	1	1	-
Civil Support	VS	2	4	4	0	4
<b>Adult Total</b>		<b>5</b>	<b>19</b>	<b>19</b>	<b>5</b>	<b>14</b>
<b><u>Juvenile</u></b>						
Abuse or Neglect	AN	0	4	4	0	4
Child in Need of Services	CS	0	1	1	0	1
Misdemeanor	DM	2	11	11	0	11
Initial Foster Care	IF	1	1	1	1	-
Motion - Prot Order	MP	2	2	2	2	-
Status	ST	0	9	9	5	4
Traffic	T	2	1	2	1	1
Truancy	TR	0	2	2	1	1
<b>Juvenile Total</b>		<b>7</b>	<b>31</b>	<b>32</b>	<b>10</b>	<b>22</b>
<b>Falls Church Totals</b>		<b>12</b>	<b>50</b>	<b>51</b>	<b>15</b>	<b>36</b>

Calendared Filings			
	T	R	F
Week 1	█		
Week 2			
Week 3	█		
Week 4			



**CASELOAD STATISTICS OF THE JUVENILE & DOMESTIC RELATIONS COURTS**

September 2017

**Falls Church**

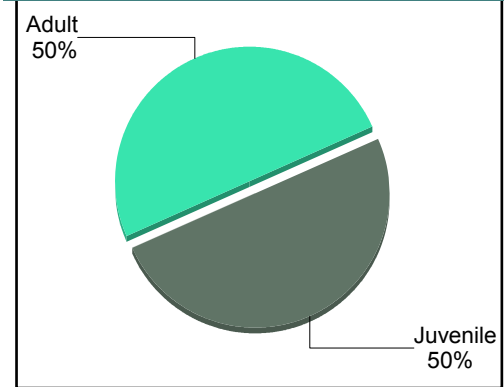
District: 17

		<u>Filings</u>	<u>Hearings</u>	<u>Transactions</u>	<u>Concluded</u>	<u>Cont</u>
<b>Adult</b>						
Misdemeanor	CM	5	7	7	2	5
Family Abuse - Prot Order	FP	1	2	2	1	1
Show Cause	SC	1	1	1	0	1
<b>Adult Total</b>		<b>7</b>	<b>10</b>	<b>10</b>	<b>3</b>	<b>7</b>
<b>Juvenile</b>						
Abuse or Neglect	AN	1	3	3	1	2
Misdemeanor	DM	2	2	2	0	2
Status	ST	1	1	1	0	1
Traffic	T	3	0	3	3	-
<b>Juvenile Total</b>		<b>7</b>	<b>6</b>	<b>9</b>	<b>4</b>	<b>5</b>
<b>Falls Church Totals</b>		<b>14</b>	<b>16</b>	<b>19</b>	<b>7</b>	<b>12</b>

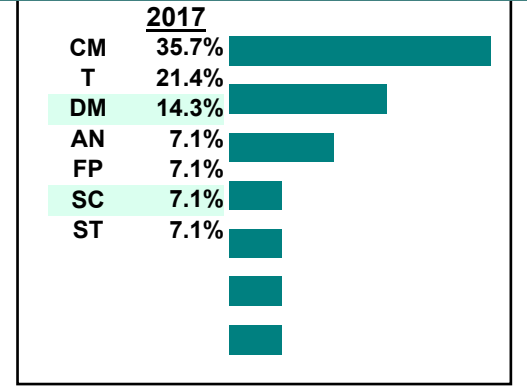
**Calendared Filings**

	T	W	R	F
Week 1				■
Week 2	■	■		
Week 3	■			
Week 4	■			
Week 5	■			■

**% of Filings by Division**



**% of Filings by Case Type (Top 10)**



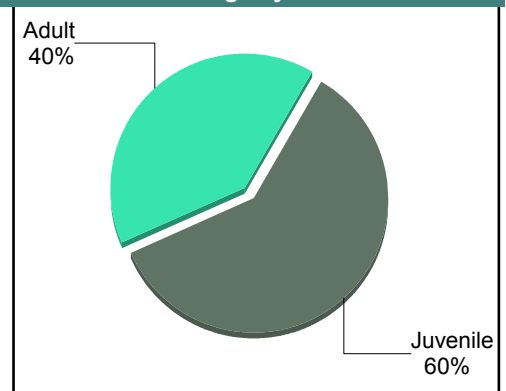
August 2017

		<u>Filings</u>	<u>Hearings</u>	<u>Transactions</u>	<u>Concluded</u>	<u>Cont</u>
<b>Adult</b>						
Felony	CF	0	1	1	0	1
Misdemeanor	CM	1	2	2	0	2
Motion - Prot Order	MP	1	1	1	1	-
Show Cause	SC	2	5	5	2	3
Civil Support	VS	0	2	2	2	-
<b>Adult Total</b>		<b>4</b>	<b>11</b>	<b>11</b>	<b>5</b>	<b>6</b>
<b>Juvenile</b>						
Abuse or Neglect	AN	0	4	4	0	4
Child in Need of Services	CS	0	1	1	0	1
Misdemeanor	DM	1	2	2	1	1
Status	ST	0	1	1	0	1
Traffic	T	5	4	5	3	2
Truancy	TR	0	1	1	0	1
<b>Juvenile Total</b>		<b>6</b>	<b>13</b>	<b>14</b>	<b>4</b>	<b>10</b>
<b>Falls Church Totals</b>		<b>10</b>	<b>24</b>	<b>25</b>	<b>9</b>	<b>16</b>

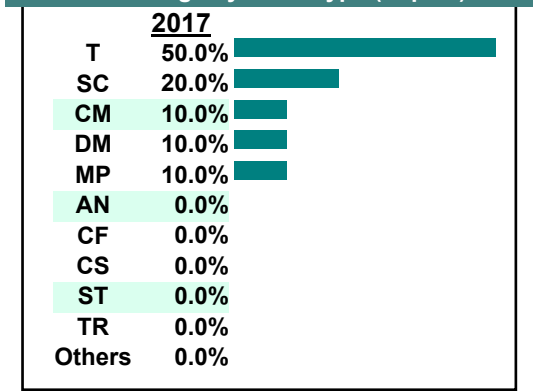
Calendared Filings

	T	W
Week 1	■	
Week 2		
Week 3	■	

% of Filings by Division



% of Filings by Case Type (Top 10)



**CASELOAD STATISTICS OF THE JUVENILE & DOMESTIC RELATIONS COURTS**

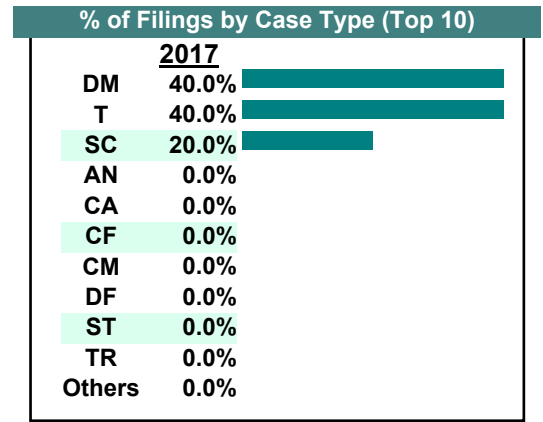
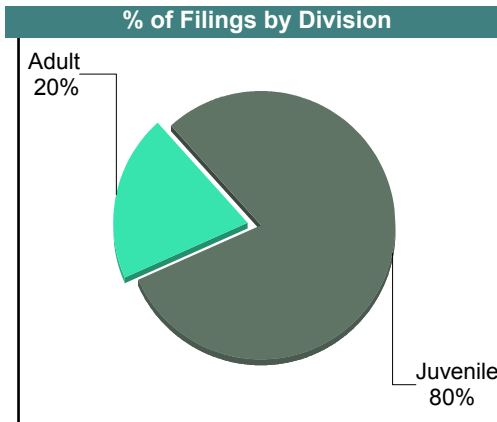
July 2017

**Falls Church**

District: 17

		<u>Filings</u>	<u>Hearings</u>	<u>Transactions</u>	<u>Concluded</u>	<u>Cont</u>
<b><u>Adult</u></b>						
Capias	CA	0	1	1	0	1
Felony	CF	0	1	1	0	1
Misdemeanor	CM	0	2	2	0	2
Show Cause	SC	1	2	2	0	2
Civil Support	VS	0	2	2	1	1
<b>Adult Total</b>		<b>1</b>	<b>8</b>	<b>8</b>	<b>1</b>	<b>7</b>
<b><u>Juvenile</u></b>						
Abuse or Neglect	AN	0	4	4	0	4
Felony	DF	0	2	2	2	-
Misdemeanor	DM	2	10	10	4	6
Status	ST	0	4	4	0	4
Traffic	T	2	1	2	2	-
Truancy	TR	0	1	1	0	1
<b>Juvenile Total</b>		<b>4</b>	<b>22</b>	<b>23</b>	<b>8</b>	<b>15</b>
<b>Falls Church Totals</b>		<b>5</b>	<b>30</b>	<b>31</b>	<b>9</b>	<b>22</b>

<b>Calendared Filings</b>				
	<b>M</b>	<b>T</b>	<b>W</b>	<b>R</b>
Week 1		■	■	
Week 2				
Week 3		■		





**CASELOAD STATISTICS OF THE JUVENILE & DOMESTIC RELATIONS COURTS**

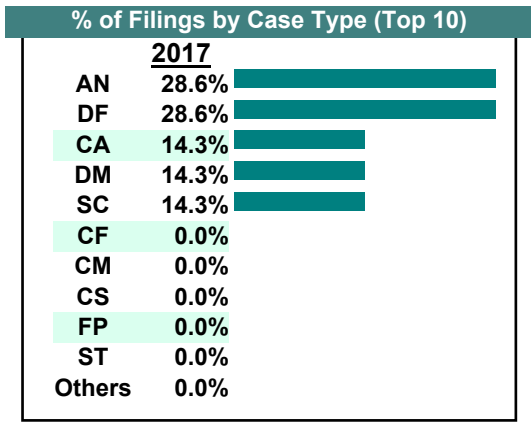
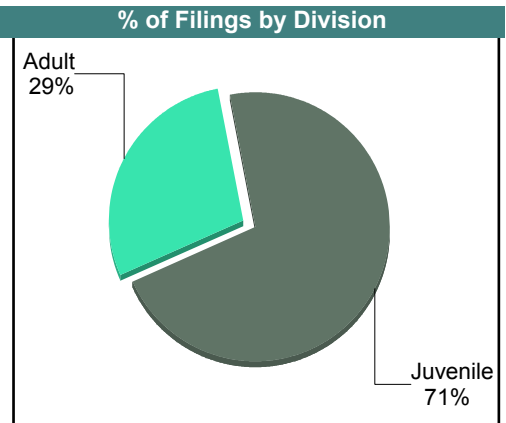
**Falls Church**

District: 17

June 2017

		<u>Filings</u>	<u>Hearings</u>	<u>Transactions</u>	<u>Concluded</u>	<u>Cont</u>
<b><u>Adult</u></b>						
Capias	CA	1	2	2	0	2
Felony	CF	0	1	1	1	-
Misdemeanor	CM	0	4	4	2	2
Family Abuse - Prot Order	FP	0	2	2	1	1
Show Cause	SC	1	3	3	1	2
<b>Adult Total</b>		<b>2</b>	<b>12</b>	<b>12</b>	<b>5</b>	<b>7</b>
<b><u>Juvenile</u></b>						
Abuse or Neglect	AN	2	6	6	0	6
Child in Need of Services	CS	0	2	2	0	2
Felony	DF	2	4	4	0	4
Misdemeanor	DM	1	4	4	1	3
Show Cause	SC	0	1	1	1	-
Status	ST	0	4	4	4	-
Truancy	TR	0	2	2	2	-
<b>Juvenile Total</b>		<b>5</b>	<b>23</b>	<b>23</b>	<b>8</b>	<b>15</b>
<b>Falls Church Totals</b>		<b>7</b>	<b>35</b>	<b>35</b>	<b>13</b>	<b>22</b>

Calendared Filings				
	T	W	R	F
Week 1				
Week 2				
Week 3				
Week 4				

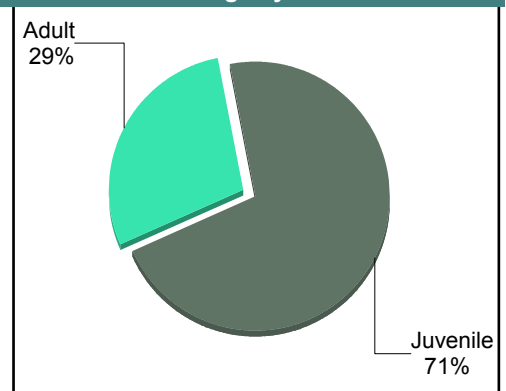


		<u>Filings</u>	<u>Hearings</u>	<u>Transactions</u>	<u>Concluded</u>	<u>Cont</u>
<b>Adult</b>						
Felony	CF	0	1	1	0	1
Misdemeanor	CM	1	2	2	1	1
Family Abuse - Prot Order	FP	1	1	1	0	1
Show Cause	SC	0	3	3	2	1
Civil Support	VS	2	3	3	0	3
<b>Adult Total</b>		<b>4</b>	<b>10</b>	<b>10</b>	<b>3</b>	<b>7</b>
<b>Juvenile</b>						
Abuse or Neglect	AN	2	2	2	0	2
Child in Need of Services	CS	1	1	1	0	1
Custody Visitation	CV	3	4	4	4	-
Misdemeanor	DM	1	1	1	0	1
Status	ST	3	4	4	0	4
Truancy	TR	0	2	2	0	2
<b>Juvenile Total</b>		<b>10</b>	<b>14</b>	<b>14</b>	<b>4</b>	<b>10</b>
<b>Falls Church Totals</b>		<b>14</b>	<b>24</b>	<b>24</b>	<b>7</b>	<b>17</b>

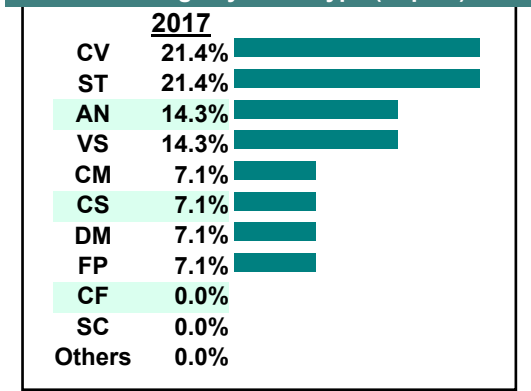
Calendared Filings

	T	W	R
Week 1			
Week 2			
Week 3			

% of Filings by Division



% of Filings by Case Type (Top 10)



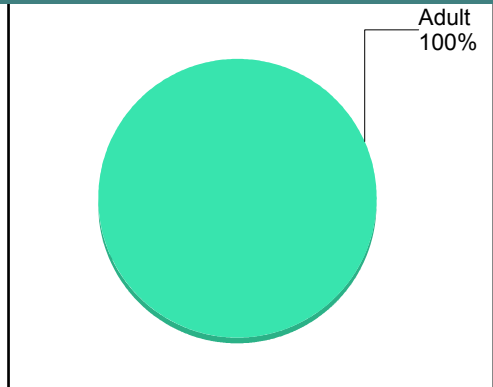
April 2017

		Filings	Hearings	Transactions	Concluded	Cont
<b>Adult</b>						
Felony	CF	1	2	2	0	2
Misdemeanor	CM	0	2	2	2	-
Family Abuse - Prot Order	FP	1	1	1	1	-
<b>Adult Total</b>		<b>2</b>	<b>5</b>	<b>5</b>	<b>3</b>	<b>2</b>
<b>Juvenile</b>						
Misdemeanor	DM	0	2	2	1	1
Status	ST	0	1	1	0	1
<b>Juvenile Total</b>		<b>0</b>	<b>3</b>	<b>3</b>	<b>1</b>	<b>2</b>
<b>Falls Church Totals</b>		<b>2</b>	<b>8</b>	<b>8</b>	<b>4</b>	<b>4</b>

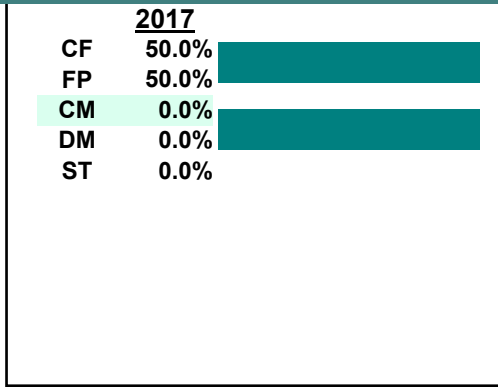
Calendared Filings

	M	T	R	F
Week 1				
Week 2				

% of Filings by Division



% of Filings by Case Type (Top 10)



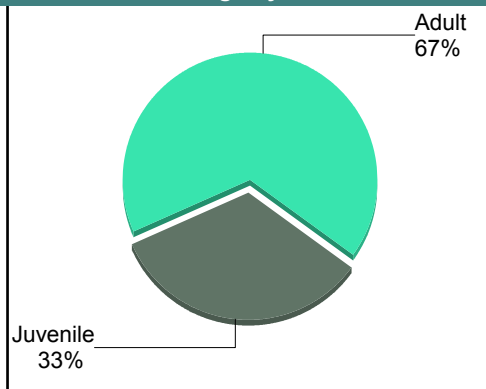
March 2017

		<u>Filings</u>	<u>Hearings</u>	<u>Transactions</u>	<u>Concluded</u>	<u>Cont</u>
<b>Adult</b>						
Felony	CF	0	2	2	2	-
Misdemeanor	CM	0	3	3	2	1
Show Cause	SC	1	1	1	0	1
Civil Support	VS	1	1	1	1	-
<b>Adult Total</b>		<b>2</b>	<b>7</b>	<b>7</b>	<b>5</b>	<b>2</b>
<b>Juvenile</b>						
Custody Visitation	CV	0	2	2	2	-
Misdemeanor	DM	0	2	2	0	2
Show Cause	SC	0	1	1	1	-
Status	ST	1	4	4	1	3
Truancy	TR	0	6	6	1	5
<b>Juvenile Total</b>		<b>1</b>	<b>15</b>	<b>15</b>	<b>5</b>	<b>10</b>
<b>Falls Church Totals</b>		<b>3</b>	<b>22</b>	<b>22</b>	<b>10</b>	<b>12</b>

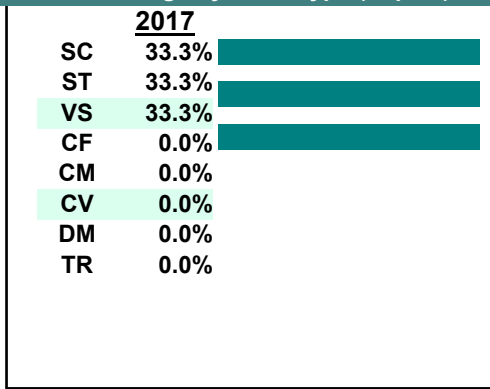
Calendared Filings

	T	R	F
Week 1			
Week 2			
Week 3			
Week 4			

% of Filings by Division



% of Filings by Case Type (Top 10)

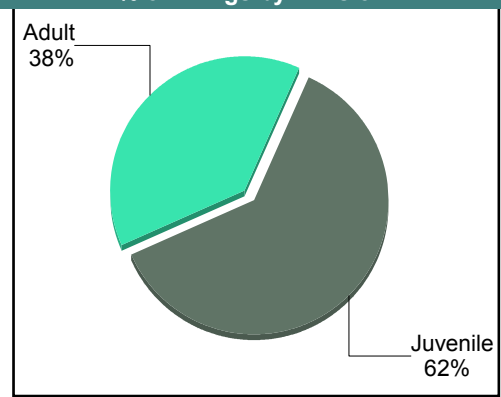


		<u>Filings</u>	<u>Hearings</u>	<u>Transactions</u>	<u>Concluded</u>	<u>Cont</u>
<b>Adult</b>						
Felony	CF	2	4	4	0	4
Misdemeanor	CM	1	4	4	1	3
Family Abuse - Prot Order	FP	0	2	2	1	1
Show Cause	SC	0	1	1	0	1
Civil Support	VS	2	2	2	1	1
<b>Adult Total</b>		<b>5</b>	<b>13</b>	<b>13</b>	<b>3</b>	<b>10</b>
<b>Juvenile</b>						
Custody Visitation	CV	2	2	2	2	-
Misdemeanor	DM	2	4	4	1	3
Show Cause	SC	1	1	1	0	1
Status	ST	2	7	7	0	7
Truancy	TR	1	5	5	0	5
<b>Juvenile Total</b>		<b>8</b>	<b>19</b>	<b>19</b>	<b>3</b>	<b>16</b>
<b>Falls Church Totals</b>		<b>13</b>	<b>32</b>	<b>32</b>	<b>6</b>	<b>26</b>

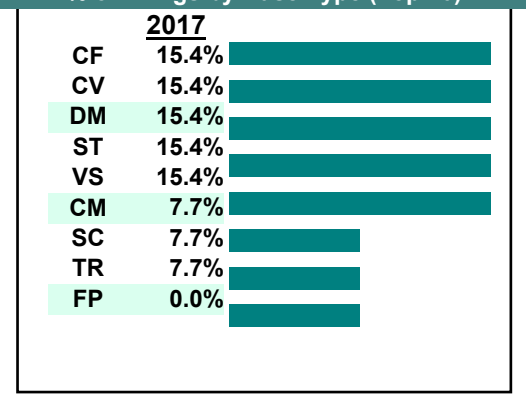
Calendared Filings

	T	W	R
Week 1			
Week 2			
Week 3			
Week 4			

% of Filings by Division

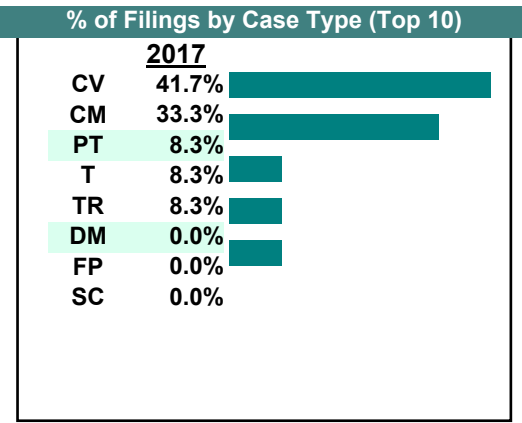
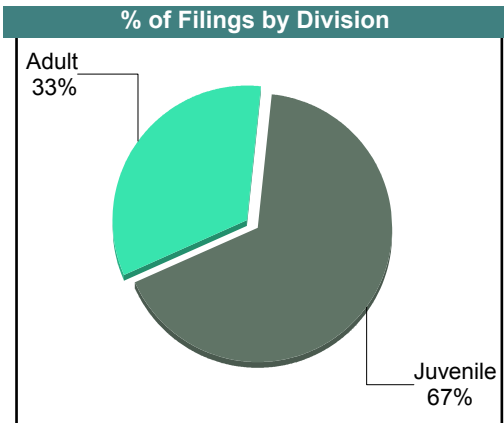


% of Filings by Case Type (Top 10)



		<u>Filings</u>	<u>Hearings</u>	<u>Transactions</u>	<u>Concluded</u>	<u>Cont</u>
<b>Adult</b>						
Misdemeanor	CM	4	8	8	1	7
Family Abuse - Prot Order	FP	0	1	1	1	-
Show Cause	SC	0	2	2	0	2
<b>Adult Total</b>		<b>4</b>	<b>11</b>	<b>11</b>	<b>2</b>	<b>9</b>
<b>Juvenile</b>						
Custody Visitation	CV	5	12	12	4	8
Misdemeanor	DM	0	1	1	1	-
Petition	PT	1	2	2	1	1
Traffic	T	1	1	1	1	-
Truancy	TR	1	1	1	0	1
<b>Juvenile Total</b>		<b>8</b>	<b>17</b>	<b>17</b>	<b>7</b>	<b>10</b>
<b>Falls Church Totals</b>		<b>12</b>	<b>28</b>	<b>28</b>	<b>9</b>	<b>19</b>

Calendared Filings					
	M	T	W	R	F
Week 1					
Week 2					
Week 3					
Week 4					



Filings by Court & Division

	<u>Arlington</u>		<u>Falls Church</u>		<u>Total</u>
<b>A</b>					
Civil Support	455	98%	7	2%	462
Adult Misdemeanor	358	96%	14	4%	372
Show Cause	320	97%	11	3%	331
Capias	216	100%	1	0%	217
Adult Felony	123	97%	4	3%	127
Family Abuse - Prot Ord	118	97%	4	3%	122
Other	24	100%	-	0%	24
Motion - Prot Order	18	95%	1	5%	19
Remand Support	6	100%	-	0%	6
SL/Other	3	75%	1	25%	4
Non-Family Abuse Prot	3	100%	-	0%	3
Bond Forfeiture	2	100%	-	0%	2
Violation of PO	2	100%	-	0%	2
Protective Order	1	100%	-	0%	1
<b>Total</b>	<b>1,649</b>	<b>97%</b>	<b>43</b>	<b>3%</b>	<b>1,692</b>
<b>J</b>					
Custody Visitation	1,009	99%	11	1%	1,020
Delinquency	802	98%	14	2%	816
Status Offense/Other	141	95%	7	5%	148
Traffic	90	83%	18	17%	108
Permanency	86	100%	-	0%	86
Abuse or Neglect	67	93%	5	7%	72
Foster Care Review	64	100%	-	0%	64
Show Cause	63	98%	1	2%	64
Truancy	45	96%	2	4%	47
Initial Foster Care	30	97%	1	3%	31
Capias	27	100%	-	0%	27
Child in Need of Service	25	96%	1	4%	26
Paternity	25	96%	1	4%	26
Term Parental Rights	24	100%	-	0%	24
Remand Custody	8	100%	-	0%	8
Remand Visitation	6	100%	-	0%	6
Voluntary Continuing Se	6	100%	-	0%	6
Non-Family Abuse Prot	3	100%	-	0%	3
Entrustment	2	100%	-	0%	2
Motion - Prot Order	-	0%	2	100%	2
Emancipation	1	100%	-	0%	1
Family Abuse - Prot Ord	1	100%	-	0%	1
<b>Total</b>	<b>2,525</b>	<b>98%</b>	<b>63</b>	<b>2%</b>	<b>2,588</b>
<b>Total</b>	<b>4,174</b>	<b>98%</b>	<b>106</b>	<b>2%</b>	<b>4,280</b>

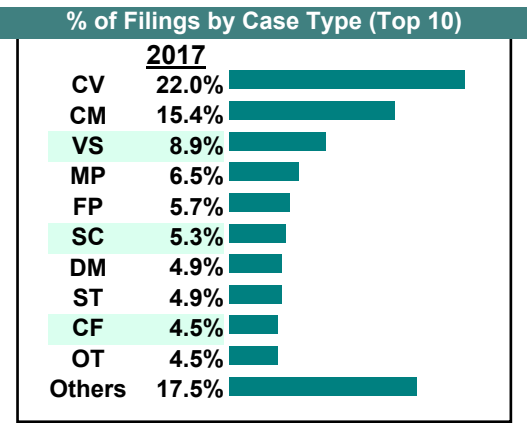
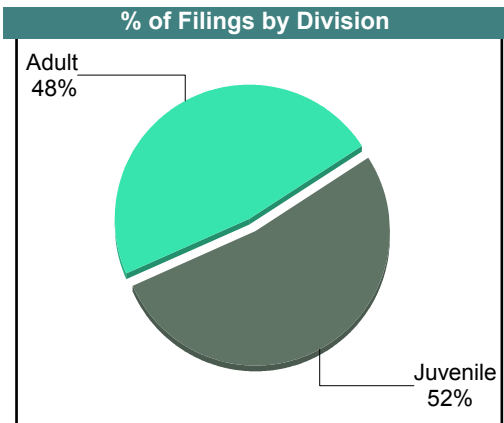

**CASELOAD STATISTICS OF THE JUVENILE & DOMESTIC RELATIONS COURTS**

**December 2017**

**Alexandria**

District: 18

		<u>Filings</u>	<u>Hearings</u>	<u>Transactions</u>	<u>Concluded</u>	<u>Cont</u>
<b><u>Adult</u></b>						
Capias	CA	6	31	31	8	23
Felony	CF	11	44	44	14	30
Misdemeanor	CM	38	129	129	30	99
Family Abuse - Prot Order	FP	14	34	34	13	21
Motion - Prot Order	MP	2	2	2	1	1
Other	OT	11	15	15	12	2
Protective Order	PC	2	2	2	2	-
Remand Support	RS	1	1	1	1	-
Show Cause	SC	10	45	45	21	24
Civil Support	VS	22	44	44	27	17
<b>Adult Total</b>		<b>117</b>	<b>347</b>	<b>347</b>	<b>129</b>	<b>217</b>
<b><u>Juvenile</u></b>						
Abuse or Neglect	AN	2	24	24	9	15
Custody Visitation	CV	54	174	174	86	88
Felony	DF	8	31	31	8	23
Misdemeanor	DM	12	43	43	19	24
Entrustment	ET	3	3	3	3	-
Foster Care Review	FC	6	8	8	8	-
Initial Foster Care	IF	3	3	3	3	-
Motion - Prot Order	MP	14	14	14	14	-
Permanency	PH	5	8	8	6	2
Petition	PT	1	2	2	1	1
Remand Custody	RC	2	2	2	2	-
Show Cause	SC	3	4	4	3	1
Status	ST	12	19	19	16	3
Traffic	T	2	4	4	4	-
Term Parental Rights	TP	0	3	3	3	-
Truancy	TR	2	6	6	0	6
<b>Juvenile Total</b>		<b>129</b>	<b>348</b>	<b>348</b>	<b>185</b>	<b>163</b>
<b>Alexandria Totals</b>		<b>246</b>	<b>695</b>	<b>695</b>	<b>314</b>	<b>380</b>





**CASELOAD STATISTICS OF THE JUVENILE & DOMESTIC RELATIONS COURTS**

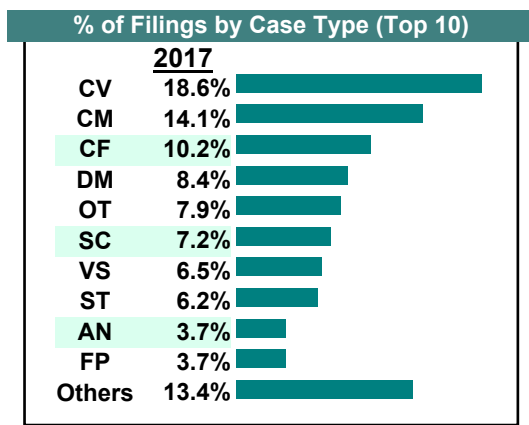
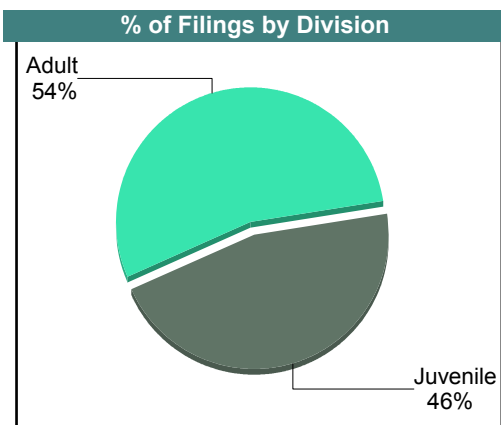

November 2017

**Alexandria**

District: 18

		<u>Filings</u>	<u>Hearings</u>	<u>Transactions</u>	<u>Concluded</u>	<u>Cont</u>
<b>Adult</b>						
Non-Family Abuse Prot Order	AP	0	2	2	0	2
Capias	CA	9	42	42	12	30
Felony	CF	41	64	64	20	44
Misdemeanor	CM	57	157	157	60	97
Family Abuse - Prot Order	FP	15	43	43	18	25
Motion - Prot Order	MP	1	1	1	1	-
Other	OT	32	37	37	31	6
Protective Order	PC	4	4	4	4	-
Violation of PO	PV	4	4	4	4	-
Remand Support	RS	1	1	1	1	-
Show Cause	SC	28	67	67	38	29
Civil Support	VS	26	53	53	23	30
<b>Adult Total</b>		<b>218</b>	<b>475</b>	<b>475</b>	<b>212</b>	<b>263</b>

		<u>Filings</u>	<u>Hearings</u>	<u>Transactions</u>	<u>Concluded</u>	<u>Cont</u>
<b>Juvenile</b>						
Abuse or Neglect	AN	15	29	29	8	21
Non-Family Abuse Prot Order	AP	1	15	15	9	6
Capias	CA	1	1	1	1	-
Child in Need of Services	CS	0	1	1	1	-
Custody Visitation	CV	75	200	200	85	115
Felony	DF	5	22	22	4	18
Misdemeanor	DM	34	100	100	36	64
Entrustment	ET	1	1	1	1	-
Foster Care Review	FC	4	4	4	4	-
Initial Foster Care	IF	5	5	5	5	-
Motion - Prot Order	MP	5	6	6	5	1
Permanency	PH	2	2	2	2	-
Petition	PT	2	3	3	2	1
Show Cause	SC	1	2	2	2	-
Status	ST	25	36	36	23	13
Traffic	T	3	9	9	6	3
Term Parental Rights	TP	4	4	4	4	-
Truancy	TR	1	17	17	11	6
Voluntary Continuing Services Agreement	VA	1	1	1	1	-
<b>Juvenile Total</b>		<b>185</b>	<b>458</b>	<b>458</b>	<b>210</b>	<b>248</b>
<b>Alexandria Totals</b>		<b>403</b>	<b>933</b>	<b>933</b>	<b>422</b>	<b>511</b>



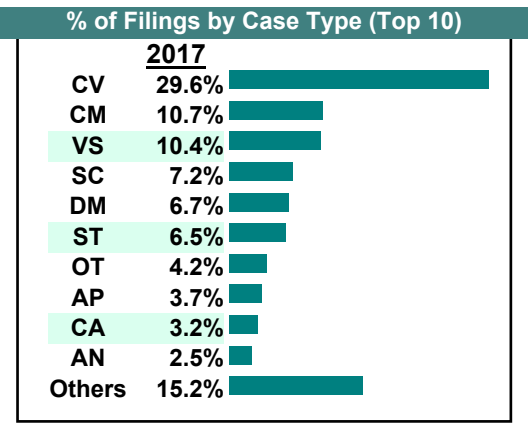
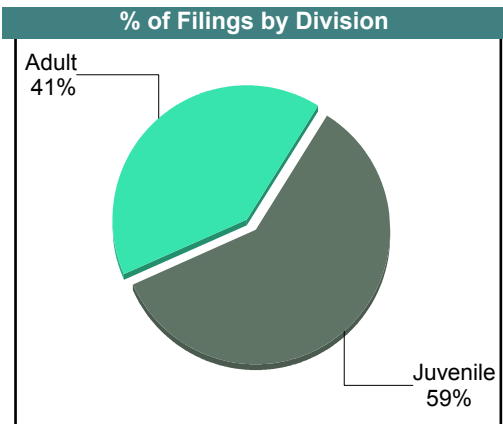

**CASELOAD STATISTICS OF THE JUVENILE & DOMESTIC RELATIONS COURTS**

October 2017

**Alexandria**

District: 18

		<u>Filings</u>	<u>Hearings</u>	<u>Transactions</u>	<u>Concluded</u>	<u>Cont</u>
<b><u>Adult</u></b>						
Non-Family Abuse Prot Order	AP	1	1	1	0	1
Capias	CA	13	35	35	11	24
Felony	CF	8	28	28	10	18
Misdemeanor	CM	43	132	132	46	86
Family Abuse - Prot Order	FP	8	26	26	10	16
Other	OT	17	22	22	18	4
Violation of PO	PV	1	1	1	1	-
Remand Support	RS	3	3	3	3	-
Show Cause	SC	27	66	66	22	44
Civil Support	VS	42	65	65	25	40
<b>Adult Total</b>		<b>163</b>	<b>379</b>	<b>379</b>	<b>146</b>	<b>233</b>
<b><u>Juvenile</u></b>						
Abuse or Neglect	AN	10	21	21	6	15
Non-Family Abuse Prot Order	AP	14	14	14	0	14
Custody Visitation	CV	119	255	255	112	143
Felony	DF	8	26	26	13	13
Misdemeanor	DM	27	76	76	24	52
Foster Care Review	FC	5	5	5	3	2
Initial Foster Care	IF	1	1	1	1	-
Motion - Prot Order	MP	6	6	6	5	1
Permanency	PH	3	5	5	2	3
Petition	PT	3	5	5	3	2
Remand Custody	RC	4	4	4	4	-
Remand Visitation	RV	2	2	2	2	-
Show Cause	SC	2	4	4	3	1
Status	ST	26	37	37	29	8
Traffic	T	6	11	11	4	7
Term Parental Rights	TP	2	2	2	0	2
Truancy	TR	1	14	14	7	7
<b>Juvenile Total</b>		<b>239</b>	<b>488</b>	<b>488</b>	<b>218</b>	<b>270</b>
<b>Alexandria Totals</b>		<b>402</b>	<b>867</b>	<b>867</b>	<b>364</b>	<b>503</b>



**CASELOAD STATISTICS OF THE JUVENILE & DOMESTIC RELATIONS COURTS**

September 2017

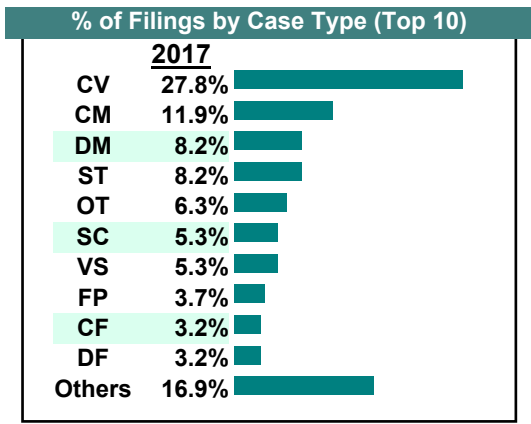
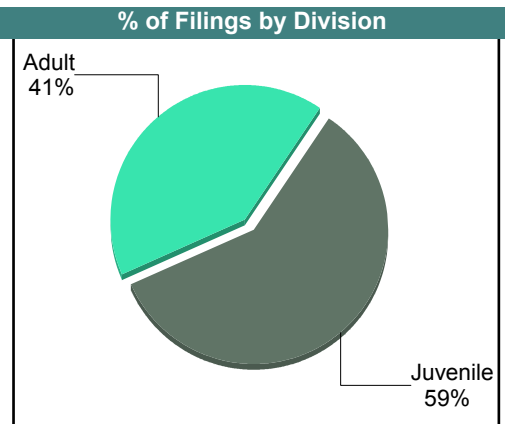

**Alexandria**

District: 18

		<u>Filings</u>	<u>Hearings</u>	<u>Transactions</u>	<u>Concluded</u>	<u>Cont</u>
<b><u>Adult</u></b>						
Non-Family Abuse Prot Order	AP	0	2	2	1	1
Capias	CA	11	28	28	12	16
Felony	CF	12	44	44	20	24
Misdemeanor	CM	45	172	172	67	105
Family Abuse - Prot Order	FP	14	32	32	15	17
Motion - Prot Order	MP	1	2	2	2	-
Other	OT	24	26	26	22	4
Protective Order	PC	7	7	7	7	-
Violation of PO	PV	2	3	3	3	-
Show Cause	SC	18	74	74	29	45
SL/Other	SL	1	1	1	1	-
Civil Support	VS	20	48	48	29	19
<b>Adult Total</b>		<b>155</b>	<b>439</b>	<b>439</b>	<b>208</b>	<b>231</b>

<b><u>Juvenile</u></b>						
Abuse or Neglect	AN	4	13	13	1	12
Custody Visitation	CV	105	264	264	123	141
Felony	DF	12	40	40	19	21
Misdemeanor	DM	31	85	85	29	56
Foster Care Review	FC	7	7	7	7	-
Initial Foster Care	IF	3	3	3	0	3
Motion - Prot Order	MP	7	7	7	7	-
Permanency	PH	2	4	4	4	-
Petition	PT	2	2	2	1	1
Show Cause	SC	2	2	2	0	2
Status	ST	31	36	36	28	8
Traffic	T	7	14	14	6	8
Term Parental Rights	TP	9	10	10	2	8
Truancy	TR	0	10	10	4	6
Voluntary Continuing Services Agreement	VA	1	2	2	1	1
<b>Juvenile Total</b>		<b>223</b>	<b>499</b>	<b>499</b>	<b>232</b>	<b>267</b>

<b>Alexandria Totals</b>		<b>378</b>	<b>938</b>	<b>938</b>	<b>440</b>	<b>498</b>
--------------------------	--	------------	------------	------------	------------	------------



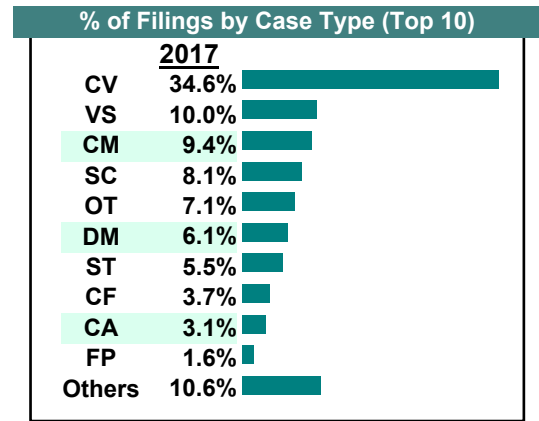
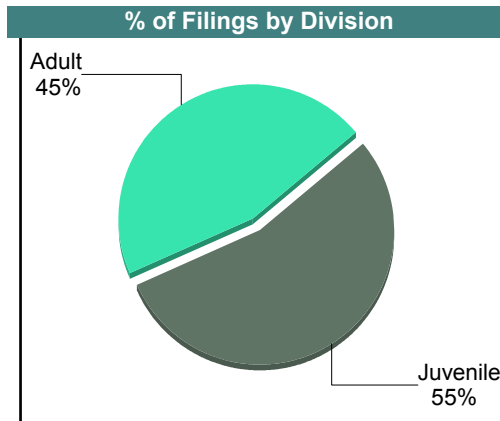

CASELOAD STATISTICS OF THE JUVENILE & DOMESTIC RELATIONS COURTS

August 2017

Alexandria

District: 18

		<u>Filings</u>	<u>Hearings</u>	<u>Transactions</u>	<u>Concluded</u>	<u>Cont</u>
<b>Adult</b>						
Non-Family Abuse Prot Order	AP	1	1	1	0	1
Capias	CA	16	31	31	11	20
Felony	CF	19	37	37	8	29
Misdemeanor	CM	48	134	134	29	105
Family Abuse - Prot Order	FP	8	23	23	8	15
Motion - Prot Order	MP	3	3	3	3	-
Other	OT	36	41	41	35	6
Protective Order	PC	6	6	6	6	-
Show Cause	SC	41	79	79	33	46
SL/Other	SL	2	2	2	2	-
Civil Support	VS	51	80	80	49	31
<b>Adult Total</b>		<b>231</b>	<b>437</b>	<b>437</b>	<b>184</b>	<b>253</b>
<b>Juvenile</b>						
Abuse or Neglect	AN	5	11	11	4	7
Child in Need of Services	CS	0	1	1	0	1
Custody Visitation	CV	176	363	363	170	193
Felony	DF	2	48	48	22	26
Misdemeanor	DM	31	111	111	42	69
Foster Care Review	FC	7	7	7	7	-
Initial Foster Care	IF	1	4	4	4	-
Motion - Prot Order	MP	5	5	5	5	-
Permanency	PH	3	3	3	0	3
Petition	PT	2	3	3	3	-
Status	ST	28	51	51	38	13
Traffic	T	8	19	19	10	9
Truancy	TR	8	27	27	6	21
Voluntary Continuing Services Agreement	VA	1	1	1	1	-
<b>Juvenile Total</b>		<b>277</b>	<b>654</b>	<b>654</b>	<b>312</b>	<b>342</b>
<b>Alexandria Totals</b>		<b>508</b>	<b>1,091</b>	<b>1,091</b>	<b>496</b>	<b>595</b>



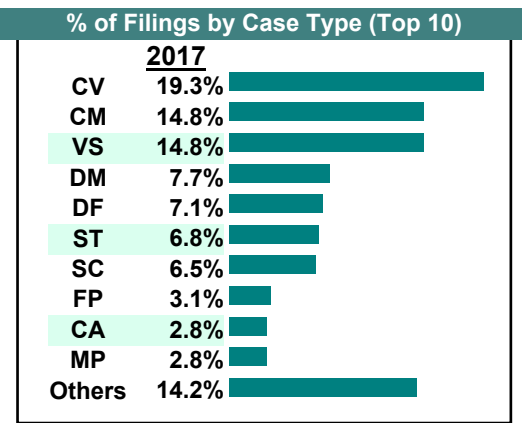
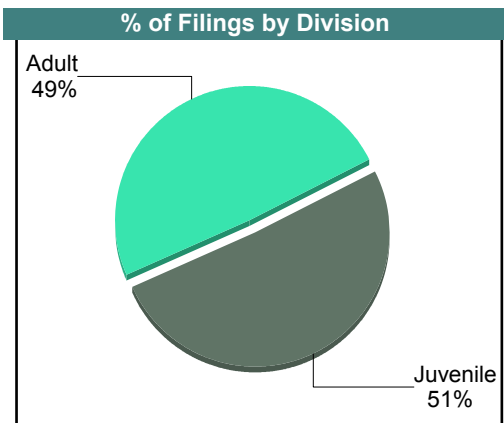

**CASELOAD STATISTICS OF THE JUVENILE & DOMESTIC RELATIONS COURTS**

July 2017

**Alexandria**

District: 18

		<u>Filings</u>	<u>Hearings</u>	<u>Transactions</u>	<u>Concluded</u>	<u>Cont</u>
<b><u>Adult</u></b>						
Capias	CA	10	19	19	9	10
Felony	CF	9	43	43	19	24
Misdemeanor	CM	52	173	173	51	122
Family Abuse - Prot Order	FP	11	33	33	13	20
Motion - Prot Order	MP	3	3	3	2	1
Other	OT	8	8	8	8	-
Protective Order	PC	4	4	4	4	-
Show Cause	SC	23	61	61	30	31
SL/Other	SL	1	1	1	1	-
Civil Support	VS	52	79	79	48	31
<b>Adult Total</b>		<b>173</b>	<b>424</b>	<b>424</b>	<b>185</b>	<b>239</b>
<b><u>Juvenile</u></b>						
Abuse or Neglect	AN	1	17	17	9	8
Custody Visitation	CV	68	168	168	89	79
Felony	DF	25	41	41	8	33
Misdemeanor	DM	27	117	117	45	72
Foster Care Review	FC	2	2	2	2	-
Initial Foster Care	IF	4	7	7	1	6
Motion - Prot Order	MP	7	7	7	7	-
Permanency	PH	3	6	6	5	1
Petition	PT	3	4	4	2	2
Show Cause	SC	0	1	1	1	-
Status	ST	24	39	39	23	16
Traffic	T	8	16	16	8	8
Term Parental Rights	TP	1	7	7	7	-
Truancy	TR	5	14	14	6	8
Voluntary Continuing Services Agreement	VA	1	1	1	1	-
<b>Juvenile Total</b>		<b>179</b>	<b>447</b>	<b>447</b>	<b>214</b>	<b>233</b>
<b>Alexandria Totals</b>		<b>352</b>	<b>871</b>	<b>871</b>	<b>399</b>	<b>472</b>



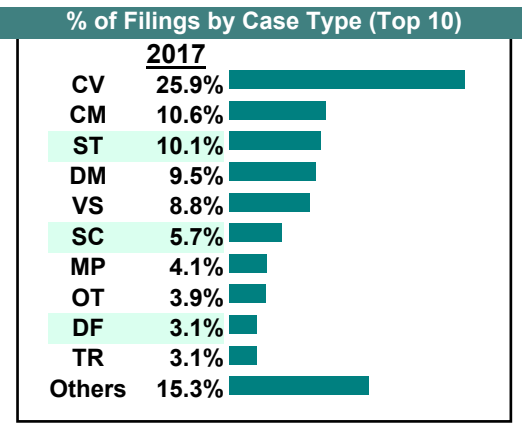
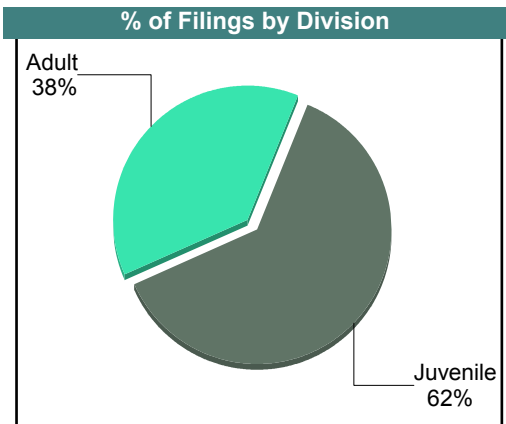

CASELOAD STATISTICS OF THE JUVENILE & DOMESTIC RELATIONS COURTS

June 2017

Alexandria

District: 18

		<u>Filings</u>	<u>Hearings</u>	<u>Transactions</u>	<u>Concluded</u>	<u>Cont</u>
<b>Adult</b>						
Non-Family Abuse Prot Order	AP	0	1	1	1	-
Capias	CA	14	27	27	11	16
Felony	CF	14	44	44	11	33
Misdemeanor	CM	59	162	162	46	116
Family Abuse - Prot Order	FP	12	39	39	15	24
Motion - Prot Order	MP	7	7	7	7	-
Other	OT	22	27	27	22	5
Protective Order	PC	3	3	3	3	-
Remand Support	RS	2	2	2	2	-
Show Cause	SC	29	73	73	29	44
Civil Support	VS	49	71	71	47	24
<b>Adult Total</b>		<b>211</b>	<b>456</b>	<b>456</b>	<b>194</b>	<b>262</b>
<b>Juvenile</b>						
Abuse or Neglect	AN	4	41	41	24	17
Custody Visitation	CV	144	310	310	122	188
Felony	DF	17	43	43	8	35
Misdemeanor	DM	53	128	128	25	103
Entrustment	ET	1	1	1	1	-
Foster Care Review	FC	2	3	3	3	-
Initial Foster Care	IF	6	6	6	6	-
Motion - Prot Order	MP	16	16	16	16	-
Permanency	PH	7	8	8	8	-
Remand Custody	RC	6	6	6	6	-
Remand Visitation	RV	4	4	4	4	-
Show Cause	SC	3	4	4	3	1
Status	ST	56	70	70	49	21
Traffic	T	8	14	14	8	6
Term Parental Rights	TP	2	5	5	4	1
Truancy	TR	17	35	35	6	29
<b>Juvenile Total</b>		<b>346</b>	<b>694</b>	<b>694</b>	<b>293</b>	<b>401</b>
<b>Alexandria Totals</b>		<b>557</b>	<b>1,150</b>	<b>1,150</b>	<b>487</b>	<b>663</b>



**CASELOAD STATISTICS OF THE JUVENILE & DOMESTIC RELATIONS COURTS**

May 2017

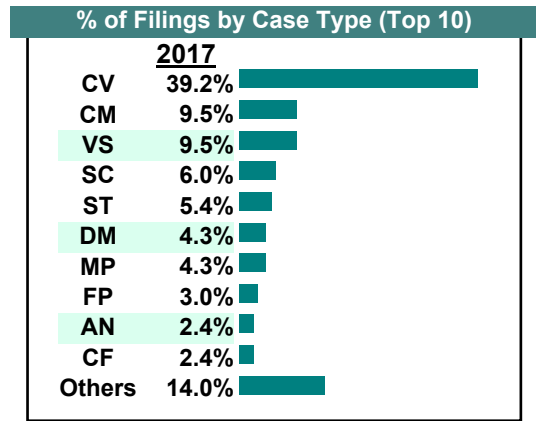
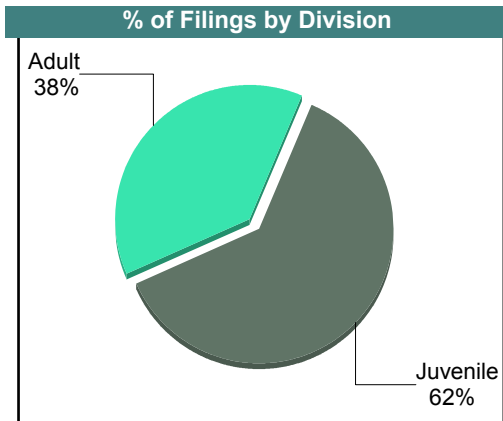
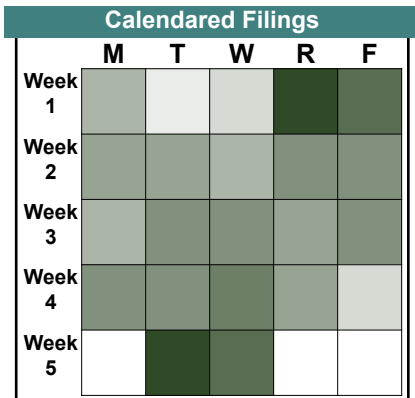
**Alexandria**

District: 18

		<u>Filings</u>	<u>Hearings</u>	<u>Transactions</u>	<u>Concluded</u>	<u>Cont</u>
<b><u>Adult</u></b>						
Capias	CA	6	11	11	3	8
Felony	CF	11	37	37	12	25
Misdemeanor	CM	44	148	148	58	90
Family Abuse - Prot Order	FP	14	38	38	13	25
Motion - Prot Order	MP	6	8	8	7	1
Other	OT	11	11	11	11	-
Protective Order	PC	7	7	7	7	-
Violation of PO	PV	2	2	2	2	-
Remand Support	RS	2	2	2	2	-
Show Cause	SC	28	71	71	22	49
SL/Other	SL	1	1	1	1	-
Civil Support	VS	44	71	71	50	21
<b>Adult Total</b>		<b>176</b>	<b>407</b>	<b>407</b>	<b>188</b>	<b>219</b>

<b><u>Juvenile</u></b>						
Abuse or Neglect	AN	11	29	29	7	22
Child in Need of Services	CS	1	2	2	0	2
Custody Visitation	CV	182	323	323	126	197
Felony	DF	3	48	48	22	26
Misdemeanor	DM	20	72	72	22	50
Entrustment	ET	1	1	1	1	-
Foster Care Review	FC	7	9	9	7	2
Initial Foster Care	IF	2	2	2	2	-
Motion - Prot Order	MP	14	14	14	14	-
Permanency	PH	1	3	3	2	1
Petition	PT	3	5	5	4	1
Remand Custody	RC	2	2	2	2	-
Remand Visitation	RV	1	1	1	1	-
Status	ST	25	45	45	40	5
Traffic	T	3	5	5	1	4
Term Parental Rights	TP	9	9	9	6	3
Truancy	TR	3	14	14	3	11
<b>Juvenile Total</b>		<b>288</b>	<b>584</b>	<b>584</b>	<b>260</b>	<b>324</b>

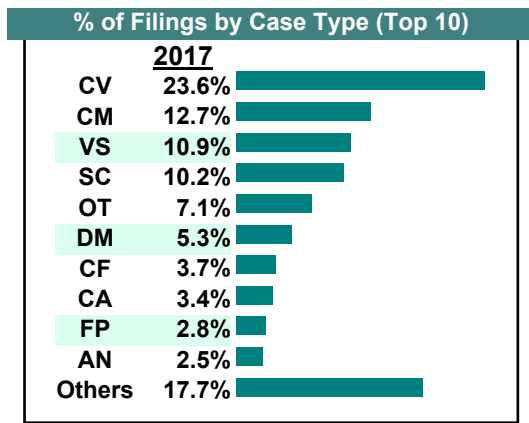
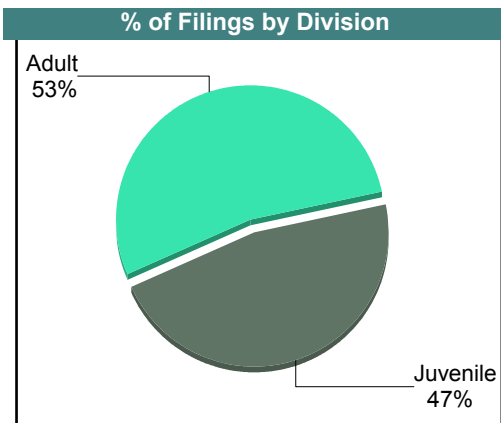
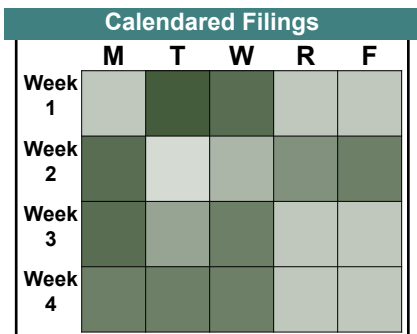
<b>Alexandria Totals</b>		<b>464</b>	<b>991</b>	<b>991</b>	<b>448</b>	<b>543</b>
--------------------------	--	------------	------------	------------	------------	------------



		Filings	Hearings	Transactions	Concluded	Cont
<b>Adult</b>						
Non-Family Abuse Prot Order	AP	0	1	1	0	1
Capias	CA	11	27	27	14	13
Felony	CF	12	38	38	14	24
Misdemeanor	CM	41	138	138	42	96
Family Abuse - Prot Order	FP	9	22	22	10	12
Motion - Prot Order	MP	3	8	8	5	3
Other	OT	23	25	25	24	1
Protective Order	PC	2	3	3	3	-
Violation of PO	PV	1	1	1	1	-
Remand Support	RS	2	2	2	2	-
Show Cause	SC	33	69	69	39	30
Civil Support	VS	35	69	69	43	26
<b>Adult Total</b>		<b>172</b>	<b>403</b>	<b>403</b>	<b>197</b>	<b>206</b>

<b>Juvenile</b>						
Abuse or Neglect	AN	8	21	21	7	14
Custody Visitation	CV	76	194	194	102	92
Felony	DF	5	41	41	10	31
Misdemeanor	DM	17	77	77	17	60
Entrustment	ET	2	2	2	2	-
Foster Care Review	FC	2	2	2	2	-
Initial Foster Care	IF	2	5	5	5	-
Motion - Prot Order	MP	4	6	6	6	-
Permanency	PH	8	8	8	3	5
Petition	PT	0	1	1	1	-
Remand Custody	RC	1	1	1	1	-
Remand Visitation	RV	1	1	1	1	-
Status	ST	7	17	17	13	4
Traffic	T	6	16	16	9	7
Term Parental Rights	TP	7	7	7	1	6
Truancy	TR	3	25	25	9	16
Voluntary Continuing Services Agreement	VA	1	1	1	1	-
<b>Juvenile Total</b>		<b>150</b>	<b>425</b>	<b>425</b>	<b>190</b>	<b>235</b>

<b>Alexandria Totals</b>		<b>322</b>	<b>828</b>	<b>828</b>	<b>387</b>	<b>441</b>
--------------------------	--	------------	------------	------------	------------	------------





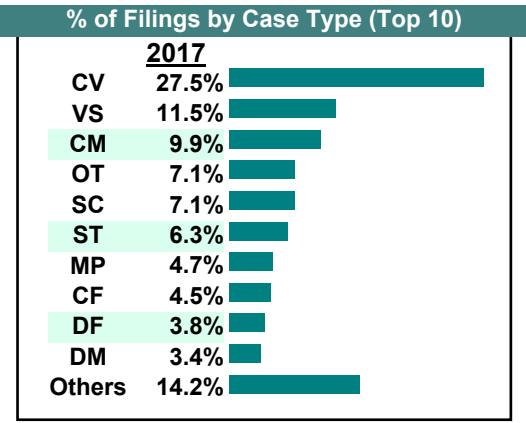
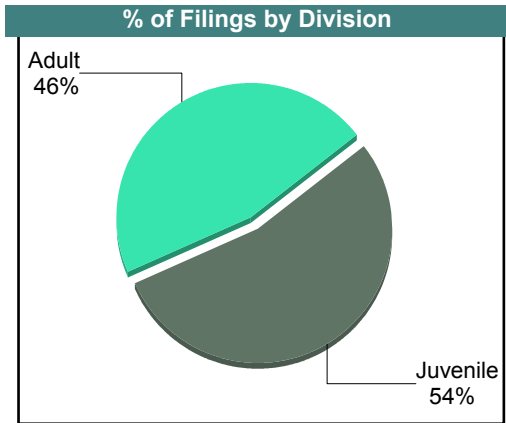

**CASELOAD STATISTICS OF THE JUVENILE & DOMESTIC RELATIONS COURTS**

**March 2017**

**Alexandria**

District: 18

		<u>Filings</u>	<u>Hearings</u>	<u>Transactions</u>	<u>Concluded</u>	<u>Cont</u>
<b><u>Adult</u></b>						
Non-Family Abuse Prot Order	AP	1	1	1	0	1
Capias	CA	8	20	20	10	10
Felony	CF	22	37	37	8	29
Misdemeanor	CM	49	123	123	41	82
Family Abuse - Prot Order	FP	13	32	32	10	22
Motion - Prot Order	MP	3	3	3	1	2
Other	OT	35	35	35	35	-
Protective Order	PC	3	3	3	2	1
Violation of PO	PV	1	1	1	1	-
Show Cause	SC	35	101	101	44	57
SL/Other	SL	1	1	1	1	-
Civil Support	VS	57	99	99	57	42
<b>Adult Total</b>		<b>228</b>	<b>456</b>	<b>456</b>	<b>210</b>	<b>246</b>
<b><u>Juvenile</u></b>						
Abuse or Neglect	AN	13	26	26	8	18
Non-Family Abuse Prot Order	AP	0	7	7	7	-
Custody Relief	CR	0	1	1	1	-
Custody Visitation	CV	136	334	334	111	219
Felony	DF	19	79	79	20	59
Misdemeanor	DM	17	67	67	21	46
Initial Foster Care	IF	5	5	5	2	3
Motion - Prot Order	MP	20	27	27	21	6
Permanency	PH	5	8	8	8	-
Petition	PT	2	3	3	2	1
Status	ST	31	43	43	24	19
Traffic	T	8	13	13	4	9
Term Parental Rights	TP	0	7	7	7	-
Truancy	TR	10	18	18	4	14
<b>Juvenile Total</b>		<b>266</b>	<b>638</b>	<b>638</b>	<b>240</b>	<b>394</b>
<b>Alexandria Totals</b>		<b>494</b>	<b>1,094</b>	<b>1,094</b>	<b>450</b>	<b>640</b>



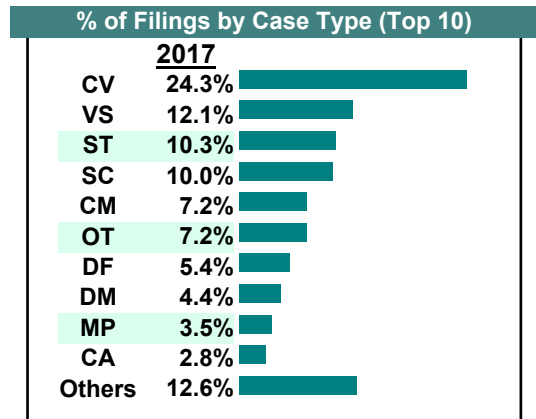
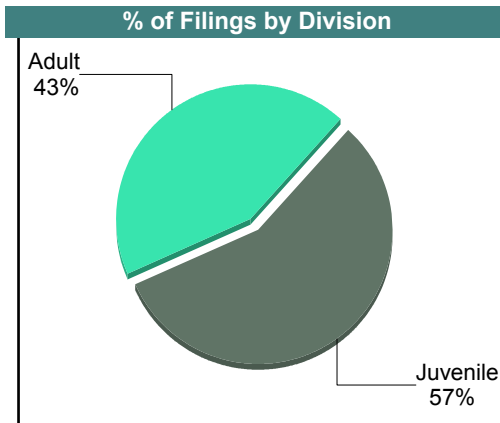

**CASELOAD STATISTICS OF THE JUVENILE & DOMESTIC RELATIONS COURTS**

February 2017

**Alexandria**

District: 18

		<u>Filings</u>	<u>Hearings</u>	<u>Transactions</u>	<u>Concluded</u>	<u>Cont</u>
<b><u>Adult</u></b>						
Capias	CA	12	23	23	12	11
Felony	CF	7	13	13	5	8
Misdemeanor	CM	31	115	115	32	83
Family Abuse - Prot Order	FP	6	23	23	13	10
Motion - Prot Order	MP	2	2	2	2	-
Other	OT	31	33	33	32	1
Protective Order	PC	3	3	3	3	-
Remand Support	RS	1	1	1	1	-
Show Cause	SC	41	67	67	33	34
Civil Support	VS	52	76	76	47	29
<b>Adult Total</b>		<b>186</b>	<b>356</b>	<b>356</b>	<b>180</b>	<b>176</b>
<b><u>Juvenile</u></b>						
Abuse or Neglect	AN	5	16	16	2	14
Non-Family Abuse Prot Order	AP	8	10	10	2	8
Custody Visitation	CV	104	230	230	116	114
Felony	DF	23	34	34	6	28
Misdemeanor	DM	19	70	70	23	47
Foster Care Review	FC	2	2	2	1	1
Motion - Prot Order	MP	13	13	13	10	3
Permanency	PH	4	4	4	4	-
Petition	PT	2	3	3	2	1
Remand Custody	RC	1	1	1	1	-
Remand Visitation	RV	1	1	1	1	-
Show Cause	SC	2	2	2	2	-
Status	ST	44	54	54	40	14
Traffic	T	7	15	15	7	8
Truancy	TR	7	28	28	8	20
<b>Juvenile Total</b>		<b>242</b>	<b>483</b>	<b>483</b>	<b>225</b>	<b>258</b>
<b>Alexandria Totals</b>		<b>428</b>	<b>839</b>	<b>839</b>	<b>405</b>	<b>434</b>



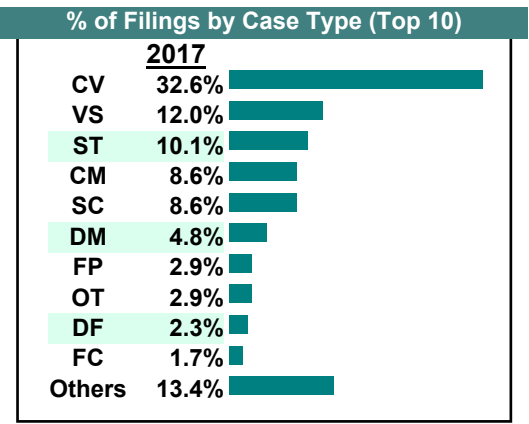
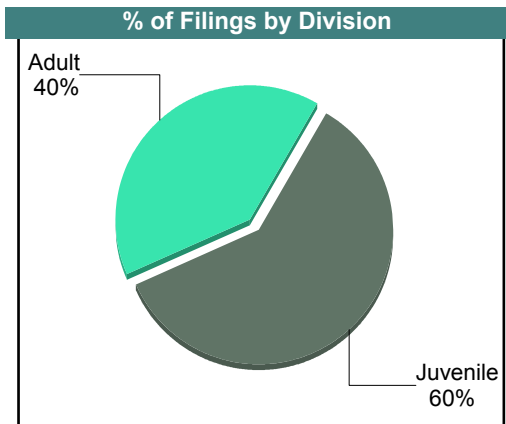

# CASELOAD STATISTICS OF THE JUVENILE & DOMESTIC RELATIONS COURTS

January 2017

Alexandria

District: 18

		Filings	Hearings	Transactions	Concluded	Cont
<b>Adult</b>						
Capias	CA	6	14	14	7	7
Felony	CF	6	21	21	10	11
Misdemeanor	CM	41	157	157	55	102
Family Abuse - Prot Order	FP	14	38	38	8	30
Motion - Prot Order	MP	2	2	2	2	-
Other	OT	14	14	14	13	1
Protective Order	PC	8	8	8	8	-
Violation of PO	PV	1	1	1	0	1
Show Cause	SC	41	80	80	29	50
Civil Support	VS	57	84	84	55	29
<b>Adult Total</b>		<b>190</b>	<b>419</b>	<b>419</b>	<b>187</b>	<b>231</b>
<b>Juvenile</b>						
Abuse or Neglect	AN	6	13	13	4	9
Non-Family Abuse Prot Order	AP	0	2	2	1	1
Custody Relief	CR	0	2	2	1	1
Custody Visitation	CV	155	290	290	135	155
Felony	DF	11	43	43	7	36
Misdemeanor	DM	23	81	81	11	70
Entrustment	ET	2	2	2	2	-
Foster Care Review	FC	8	8	8	8	-
Initial Foster Care	IF	3	3	3	3	-
Motion - Prot Order	MP	5	5	5	5	-
Permanency	PH	8	8	8	5	3
Petition	PT	5	7	7	3	4
Show Cause	SC	0	2	2	1	1
Status	ST	48	65	65	45	20
Traffic	T	5	10	10	4	6
Term Parental Rights	TP	7	7	7	1	6
Truancy	TR	0	13	13	3	10
<b>Juvenile Total</b>		<b>286</b>	<b>561</b>	<b>561</b>	<b>239</b>	<b>322</b>
<b>Alexandria Totals</b>		<b>476</b>	<b>980</b>	<b>980</b>	<b>426</b>	<b>553</b>



Filings by Court & Division

<u>Alexandria</u>			
<b>A</b>	Adult Misdemeanor	548	10.9%
	Civil Support	507	10.1%
	Show Cause	354	7.0%
	Other	264	5.2%
	Adult Felony	172	3.4%
	Family Abuse - Prot Order	138	2.7%
	Capias	122	2.4%
	Protective Order	49	1.0%
	Motion - Prot Order	33	0.7%
	Remand Support	12	0.2%
	Violation of PO	12	0.2%
	SL/Other	6	0.1%
	Non-Family Abuse Prot Order	3	0.1%
	<b>Total</b>	2,220	44%
<b>J</b>	Custody Visitation	1,394	27.7%
	Delinquency	449	8.9%
	Status Offense/Other	357	7.1%
	Motion - Prot Order	116	2.3%
	Abuse or Neglect	84	1.7%
	Traffic	71	1.4%
	Truancy	57	1.1%
	Foster Care Review	52	1.0%
	Permanency	51	1.0%
	Term Parental Rights	41	0.8%
	Initial Foster Care	35	0.7%
	Paternity	25	0.5%
	Non-Family Abuse Prot Order	23	0.5%
	Remand Custody	16	0.3%
	Show Cause	13	0.3%
	Entrustment	10	0.2%
	Remand Visitation	9	0.2%
	Voluntary Continuing Services Agre	5	0.1%
	Capias	1	0.0%
	Child in Need of Services	1	0.0%
	Custody Relief	-	0.0%
	<b>Total</b>	2,810	56%
<b>Total</b>		5,030	100%

**CASELOAD STATISTICS OF THE JUVENILE & DOMESTIC RELATIONS COURTS**

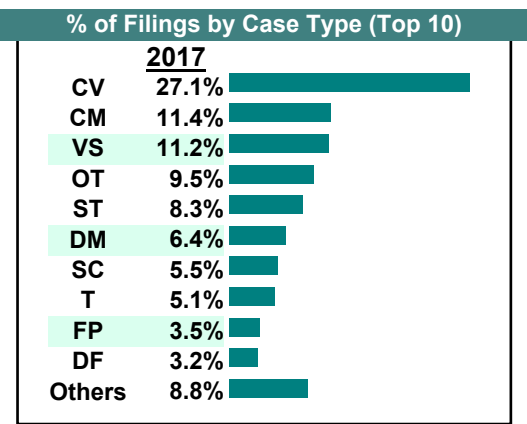
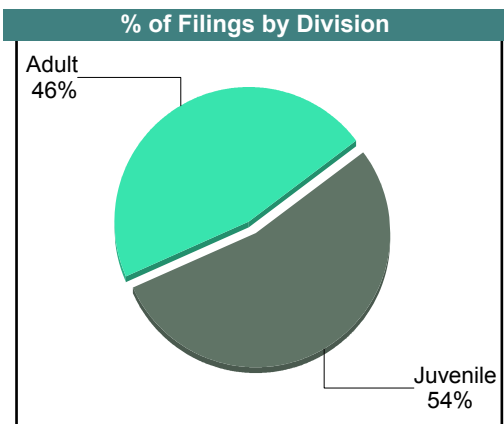

December 2017

**Fairfax**  
District: 19

		<u>Filings</u>	<u>Hearings</u>	<u>Transactions</u>	<u>Concluded</u>	<u>Cont</u>
<b>Adult</b>						
Bond Forfeiture	BF	1	1	1	0	1
Capias	CA	45	165	165	67	98
Felony	CF	62	173	173	53	120
Misdemeanor	CM	232	486	486	147	338
Family Abuse - Prot Order	FP	70	161	161	68	93
Motion - Prot Order	MP	5	6	6	6	-
Other	OT	194	215	215	195	20
Protective Order	PC	6	6	6	6	-
Violation of PO	PV	1	1	1	1	-
Show Cause	SC	98	225	225	120	105
SL/Other	SL	1	1	1	1	-
Civil Support	VS	228	441	441	243	194
<b>Adult Total</b>		<b>943</b>	<b>1,881</b>	<b>1,881</b>	<b>907</b>	<b>969</b>

		<u>Filings</u>	<u>Hearings</u>	<u>Transactions</u>	<u>Concluded</u>	<u>Cont</u>
<b>Juvenile</b>						
Abuse or Neglect	AN	6	25	25	3	22
Capias	CA	12	34	34	17	17
Child in Need of Services	CS	5	7	7	2	5
Custody Visitation	CV	551	1,028	1,028	624	398
Felony	DF	66	174	174	70	104
Misdemeanor	DM	130	351	351	123	228
Foster Care Review	FC	15	19	19	17	2
Family Abuse - Prot Order	FP	1	1	1	1	-
Initial Foster Care	IF	5	6	6	4	1
Permanency	PH	12	16	16	10	6
Show Cause	SC	13	23	23	15	8
Status	ST	169	210	210	174	36
Traffic	T	103	184	211	114	97
Term Parental Rights	TP	2	5	5	3	2
Truancy	TR	0	4	4	1	3
Voluntary Continuing Services Agreement	VA	1	3	3	0	3
<b>Juvenile Total</b>		<b>1,091</b>	<b>2,090</b>	<b>2,117</b>	<b>1,178</b>	<b>932</b>

<b>Fairfax Totals</b>		<b>2,034</b>	<b>3,971</b>	<b>3,998</b>	<b>2,085</b>	<b>1,901</b>
-----------------------	--	--------------	--------------	--------------	--------------	--------------



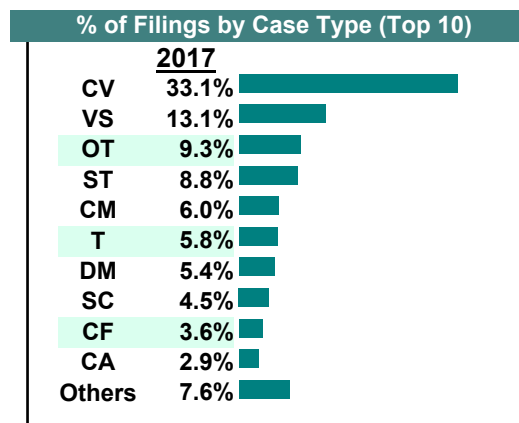
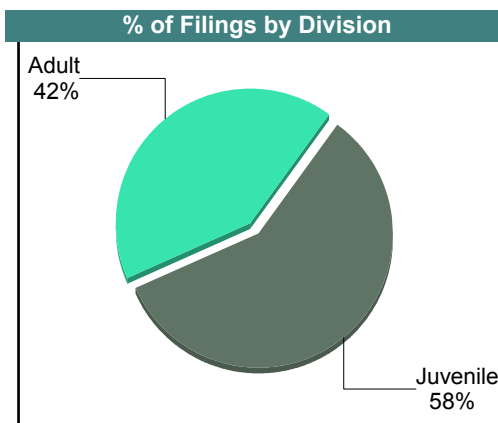

**CASELOAD STATISTICS OF THE JUVENILE & DOMESTIC RELATIONS COURTS**

November 2017

**Fairfax**  
District: 19

		<u>Filings</u>	<u>Hearings</u>	<u>Transactions</u>	<u>Concluded</u>	<u>Cont</u>
<b>Adult</b>						
Non-Family Abuse Prot Order	AP	1	1	1	1	-
Bond Forfeiture	BF	0	1	1	1	-
Capias	CA	58	160	160	74	86
Felony	CF	90	191	191	48	143
Misdemeanor	CM	151	504	504	166	336
Family Abuse - Prot Order	FP	60	162	162	71	90
Motion - Prot Order	MP	12	15	15	12	3
Other	OT	234	245	245	228	12
Protective Order	PC	10	10	10	10	-
Violation of PO	PV	1	1	1	1	-
Show Cause	SC	101	216	216	115	98
SL/Other	SL	0	1	1	1	-
Civil Support	VS	330	561	561	307	242
<b>Adult Total</b>		<b>1,048</b>	<b>2,068</b>	<b>2,068</b>	<b>1,035</b>	<b>1,010</b>

<b>Juvenile</b>						
Abuse or Neglect	AN	24	42	42	2	38
Capias	CA	15	38	38	13	25
Child in Need of Services	CS	0	4	4	3	1
Custody Visitation	CV	835	1,372	1,372	771	586
Felony	DF	48	177	177	39	138
Misdemeanor	DM	136	435	435	143	291
Foster Care Review	FC	5	6	6	3	1
Family Abuse - Prot Order	FP	1	2	2	1	1
Initial Foster Care	IF	4	4	4	0	4
Juv Support	JS	1	1	1	1	-
Permanency	PH	12	18	18	6	12
Petition	PT	3	6	6	6	-
Show Cause	SC	13	20	20	12	8
Status	ST	222	256	256	213	37
Traffic	T	146	211	239	113	124
Term Parental Rights	TP	8	25	25	12	13
Truancy	TR	0	7	7	3	4
Voluntary Continuing Services Agreement	VA	1	5	5	1	4
<b>Juvenile Total</b>		<b>1,474</b>	<b>2,629</b>	<b>2,657</b>	<b>1,342</b>	<b>1,287</b>
<b>Fairfax Totals</b>		<b>2,522</b>	<b>4,697</b>	<b>4,725</b>	<b>2,377</b>	<b>2,297</b>



**CASELOAD STATISTICS OF THE JUVENILE & DOMESTIC RELATIONS COURTS**

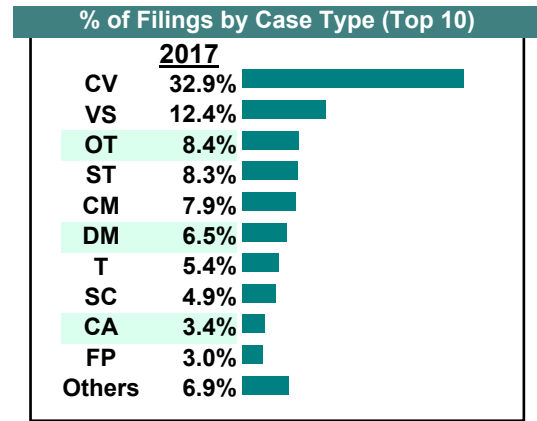
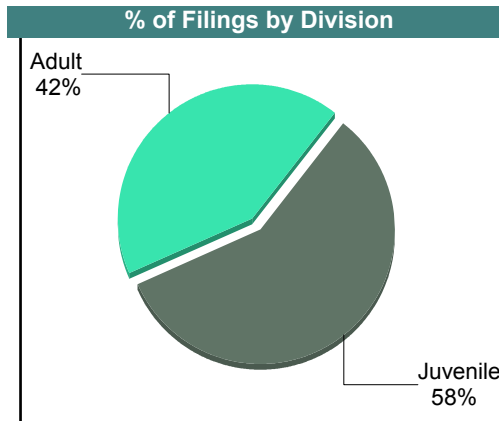
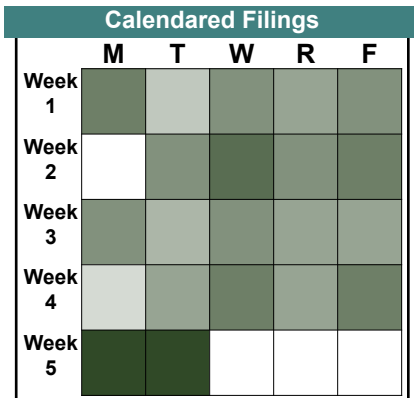
October 2017

**Fairfax**  
District: 19

		<u>Filings</u>	<u>Hearings</u>	<u>Transactions</u>	<u>Concluded</u>	<u>Cont</u>
<b>Adult</b>						
Non-Family Abuse Prot Order	AP	1	1	1	1	-
Bond Forfeiture	BF	2	2	2	1	1
Capias	CA	72	197	197	84	113
Felony	CF	65	187	188	58	130
Misdemeanor	CM	204	550	550	202	348
Family Abuse - Prot Order	FP	77	186	186	79	107
Motion - Prot Order	MP	6	6	6	3	2
Other	OT	215	235	235	207	26
Protective Order	PC	6	6	6	6	-
Show Cause	SC	116	242	242	120	116
SL/Other	SL	1	1	1	0	1
Civil Support	VS	319	551	551	300	243
<b>Adult Total</b>		<b>1,084</b>	<b>2,164</b>	<b>2,165</b>	<b>1,061</b>	<b>1,087</b>

<b>Juvenile</b>						
Abuse or Neglect	AN	7	17	17	3	14
Non-Family Abuse Prot Order	AP	1	4	4	3	1
Capias	CA	16	49	49	19	30
Child in Need of Services	CS	3	5	5	4	1
Custody Visitation	CV	847	1,352	1,352	793	536
Felony	DF	46	184	184	75	109
Misdemeanor	DM	168	427	427	139	287
Foster Care Review	FC	17	20	20	9	11
Initial Foster Care	IF	4	4	4	4	-
Permanency	PH	11	16	16	11	5
Petition	PT	1	1	1	0	1
Show Cause	SC	11	20	20	12	8
Status	ST	213	258	260	221	38
Traffic	T	138	213	249	147	100
Term Parental Rights	TP	5	12	12	8	4
Truancy	TR	1	11	11	6	5
Voluntary Continuing Services Agreement	VA	1	1	1	0	1
<b>Juvenile Total</b>		<b>1,490</b>	<b>2,594</b>	<b>2,632</b>	<b>1,454</b>	<b>1,151</b>

<b>Fairfax Totals</b>		<b>2,574</b>	<b>4,758</b>	<b>4,797</b>	<b>2,515</b>	<b>2,238</b>
-----------------------	--	--------------	--------------	--------------	--------------	--------------



# CASELOAD STATISTICS OF THE JUVENILE & DOMESTIC RELATIONS COURTS

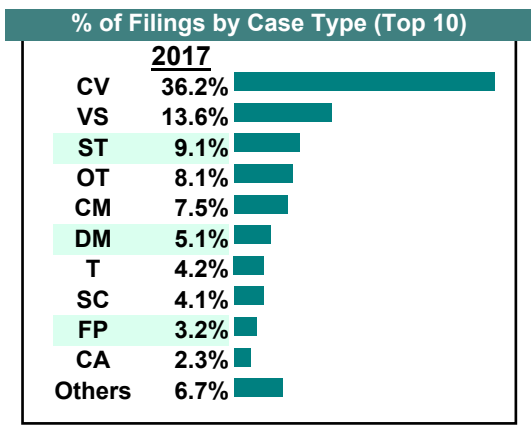
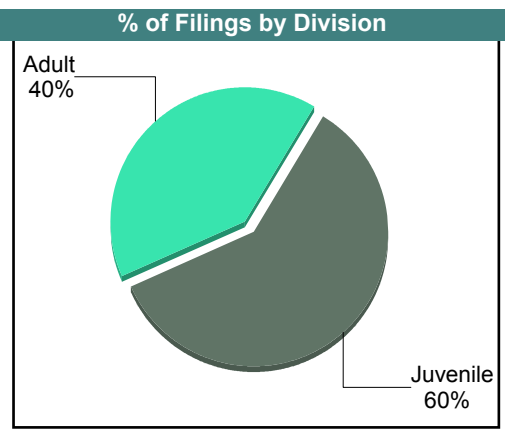

September 2017

Fairfax  
District: 19

		Filings	Hearings	Transactions	Concluded	Cont
<b>Adult</b>						
Non-Family Abuse Prot Order	AP	0	1	1	1	-
Capias	CA	47	139	139	58	81
Felony	CF	62	174	174	58	115
Misdemeanor	CM	205	624	624	214	406
Family Abuse - Prot Order	FP	88	196	196	80	115
Motion - Prot Order	MP	3	3	3	3	-
Other	OT	222	242	242	221	18
Violation Fam Abuse PO	PS	0	1	1	1	-
Violation of PO	PV	1	1	1	1	-
Show Cause	SC	101	220	220	104	115
SL/Other	SL	2	3	3	2	1
Civil Support	VS	373	590	590	322	258
<b>Adult Total</b>		<b>1,104</b>	<b>2,194</b>	<b>2,194</b>	<b>1,065</b>	<b>1,109</b>

<b>Juvenile</b>						
Abuse or Neglect	AN	6	21	21	8	12
Non-Family Abuse Prot Order	AP	1	2	2	1	1
Capias	CA	16	38	38	15	23
Child in Need of Services	CS	7	9	9	2	7
Custody Visitation	CV	995	1,545	1,545	945	582
Felony	DF	62	175	175	43	132
Misdemeanor	DM	139	346	346	120	224
Foster Care Review	FC	9	9	9	5	4
Family Abuse - Prot Order	FP	0	1	1	0	1
Initial Foster Care	IF	3	3	3	2	1
Permanency	PH	19	20	20	13	7
Petition	PT	2	3	3	1	2
Show Cause	SC	11	20	20	9	10
Status	ST	250	295	295	256	34
Traffic	T	114	178	204	119	84
Term Parental Rights	TP	7	9	9	0	9
Truancy	TR	0	7	7	2	5
Voluntary Continuing Services Agreement	VA	1	3	3	1	2
<b>Juvenile Total</b>		<b>1,642</b>	<b>2,684</b>	<b>2,710</b>	<b>1,542</b>	<b>1,140</b>

<b>Fairfax Totals</b>		<b>2,746</b>	<b>4,878</b>	<b>4,904</b>	<b>2,607</b>	<b>2,249</b>
-----------------------	--	--------------	--------------	--------------	--------------	--------------



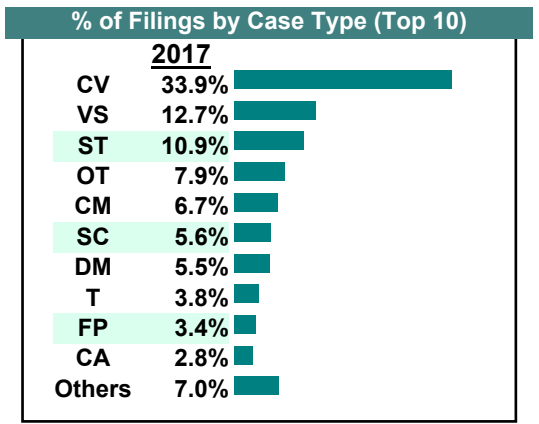
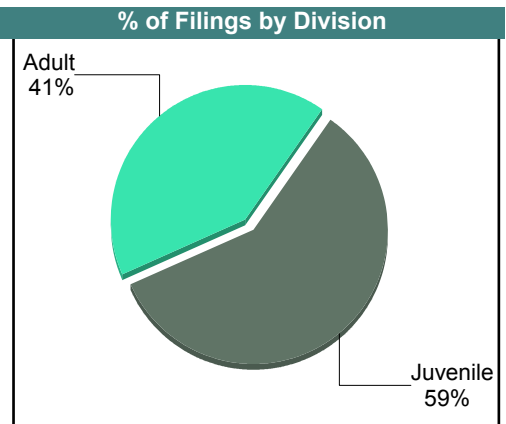



**CASELOAD STATISTICS OF THE JUVENILE & DOMESTIC RELATIONS COURTS**

**August 2017**

**Fairfax**  
District: 19

		<u>Filings</u>	<u>Hearings</u>	<u>Transactions</u>	<u>Concluded</u>	<u>Cont</u>
<b><u>Adult</u></b>						
Non-Family Abuse Prot Order	AP	3	7	7	5	2
Capias	CA	63	157	157	55	101
Felony	CF	55	144	144	47	97
Misdemeanor	CM	164	537	537	206	327
Crim Support	CS	1	1	1	1	-
Family Abuse - Prot Order	FP	83	194	194	84	109
Motion - Prot Order	MP	5	6	6	5	1
Other	OT	194	216	216	193	21
Protective Order	PC	3	3	3	3	-
Violation Fam Abuse PO	PS	1	2	2	1	1
Violation of PO	PV	2	2	2	2	-
Show Cause	SC	132	274	274	134	139
SL/Other	SL	0	1	1	1	-
Civil Support	VS	311	530	530	327	193
<b>Adult Total</b>		<b>1,017</b>	<b>2,074</b>	<b>2,074</b>	<b>1,064</b>	<b>991</b>
<b><u>Juvenile</u></b>						
Abuse or Neglect	AN	9	18	18	3	15
Non-Family Abuse Prot Order	AP	2	4	4	2	2
Capias	CA	7	34	34	14	20
Child in Need of Services	CS	2	4	4	1	3
Custody Visitation	CV	832	1,344	1,344	859	471
Felony	DF	37	144	144	47	97
Misdemeanor	DM	134	365	365	109	253
Entrustment	ET	2	3	3	2	1
Foster Care Review	FC	6	7	7	3	4
Family Abuse - Prot Order	FP	0	1	1	0	1
Initial Foster Care	IF	8	9	9	9	-
Permanency	PH	19	21	21	14	7
Petition	PT	0	1	1	1	-
Show Cause	SC	6	19	19	7	12
Status	ST	267	358	358	294	61
Traffic	T	93	149	169	92	75
Term Parental Rights	TP	12	12	12	5	7
Truancy	TR	1	10	10	1	8
Voluntary Continuing Services Agreement	VA	3	3	3	2	1
<b>Juvenile Total</b>		<b>1,440</b>	<b>2,506</b>	<b>2,526</b>	<b>1,465</b>	<b>1,038</b>
<b>Fairfax Totals</b>		<b>2,457</b>	<b>4,580</b>	<b>4,600</b>	<b>2,529</b>	<b>2,029</b>

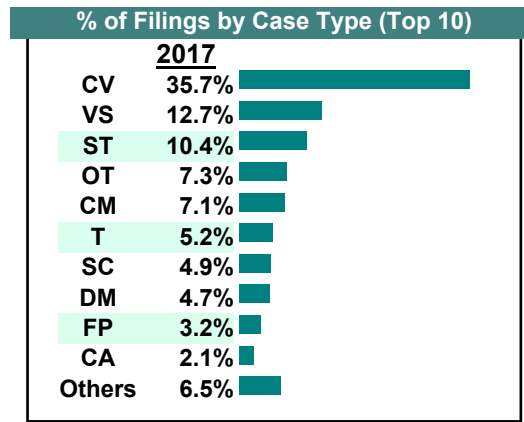
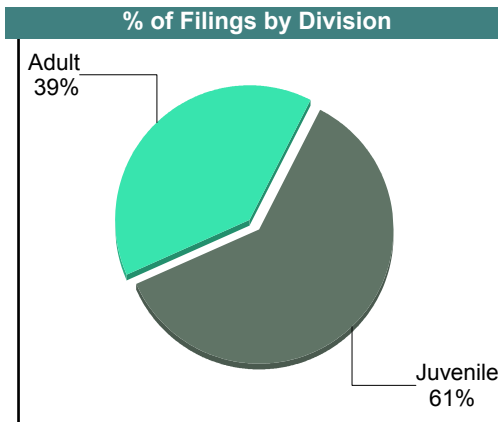



# CASELOAD STATISTICS OF THE JUVENILE & DOMESTIC RELATIONS COURTS

July 2017

Fairfax  
District: 19

		Filings	Hearings	Transactions	Concluded	Cont
<b>Adult</b>						
Non-Family Abuse Prot Order	AP	2	5	5	0	5
Capias	CA	42	132	132	59	73
Felony	CF	48	155	155	66	88
Misdemeanor	CM	175	592	592	211	379
Crim Support	CS	1	2	2	2	-
Family Abuse - Prot Order	FP	79	180	180	76	104
Motion - Prot Order	MP	3	3	3	3	-
Other	OT	181	204	204	175	25
Protective Order	PC	6	7	7	7	-
Violation Fam Abuse PO	PS	2	4	4	1	3
Show Cause	SC	110	230	230	114	113
SL/Other	SL	1	2	2	0	2
Civil Support	VS	314	522	522	292	220
<b>Adult Total</b>		<b>964</b>	<b>2,038</b>	<b>2,038</b>	<b>1,006</b>	<b>1,012</b>
<b>Juvenile</b>						
Abuse or Neglect	AN	4	11	11	7	4
Non-Family Abuse Prot Order	AP	1	1	1	0	1
Capias	CA	11	31	31	11	20
Child in Need of Services	CS	0	1	1	0	1
Custody Visitation	CV	881	1,388	1,388	826	549
Felony	DF	50	154	154	40	113
Misdemeanor	DM	117	309	309	100	207
Entrustment	ET	2	2	2	0	2
Foster Care Review	FC	1	3	3	0	3
Family Abuse - Prot Order	FP	1	2	2	0	2
Initial Foster Care	IF	2	3	3	2	1
Permanency	PH	16	17	17	13	4
Petition	PT	2	2	2	1	1
Child at Risk	RI	1	1	1	1	-
Show Cause	SC	11	25	25	14	11
Status	ST	258	339	339	252	84
Traffic	T	129	185	212	137	72
Term Parental Rights	TP	13	13	13	5	8
Truancy	TR	1	5	5	1	3
Voluntary Continuing Services Agreement	VA	4	5	5	0	5
<b>Juvenile Total</b>		<b>1,505</b>	<b>2,497</b>	<b>2,524</b>	<b>1,410</b>	<b>1,091</b>
<b>Fairfax Totals</b>		<b>2,469</b>	<b>4,535</b>	<b>4,562</b>	<b>2,416</b>	<b>2,103</b>

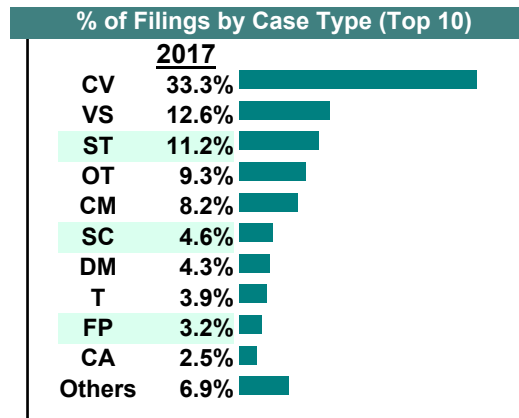
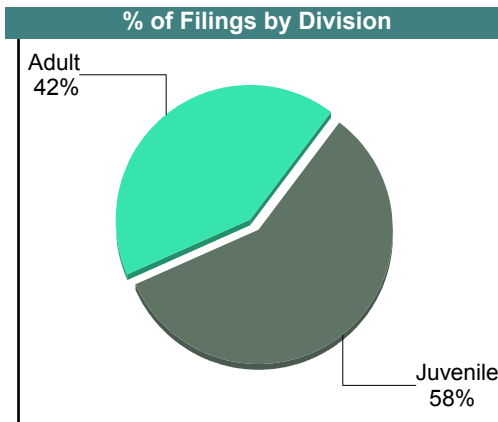



# CASELOAD STATISTICS OF THE JUVENILE & DOMESTIC RELATIONS COURTS

June 2017

Fairfax  
District: 19

		Filings	Hearings	Transactions	Concluded	Cont
<b>Adult</b>						
Non-Family Abuse Prot Order	AP	1	1	1	0	1
Bond Forfeiture	BF	0	1	1	0	-
Capias	CA	60	159	159	65	94
Felony	CF	49	168	169	56	113
Misdemeanor	CM	223	613	613	187	426
Crim Support	CS	1	1	1	0	1
Family Abuse - Prot Order	FP	88	194	194	76	118
Motion - Prot Order	MP	6	7	7	6	1
Other	OT	252	284	284	257	25
Protective Order	PC	3	3	3	3	-
Violation Fam Abuse PO	PS	1	1	1	1	-
Violation of PO	PV	1	1	1	0	-
Show Cause	SC	106	251	251	139	109
SL/Other	SL	3	3	3	3	-
Civil Support	VS	344	568	568	326	240
<b>Adult Total</b>		<b>1,138</b>	<b>2,255</b>	<b>2,256</b>	<b>1,119</b>	<b>1,128</b>
<b>Juvenile</b>						
Abuse or Neglect	AN	10	23	23	7	15
Non-Family Abuse Prot Order	AP	0	2	2	1	1
Capias	CA	8	34	34	12	22
Child in Need of Services	CS	1	1	1	0	1
Custody Visitation	CV	906	1,416	1,416	830	577
Felony	DF	48	235	235	79	156
Misdemeanor	DM	118	436	436	170	263
Foster Care Review	FC	18	21	21	19	1
Initial Foster Care	IF	3	3	3	2	1
Motion - Prot Order	MP	1	1	1	1	-
Permanency	PH	23	29	29	17	10
Petition	PT	4	5	5	2	2
Show Cause	SC	20	31	31	18	13
Status	ST	304	381	381	309	71
Traffic	T	105	165	192	99	93
Term Parental Rights	TP	3	5	5	5	-
Truancy	TR	9	21	21	6	15
Voluntary Continuing Services Agreement	VA	2	2	2	0	2
<b>Juvenile Total</b>		<b>1,583</b>	<b>2,811</b>	<b>2,838</b>	<b>1,577</b>	<b>1,243</b>
<b>Fairfax Totals</b>		<b>2,721</b>	<b>5,066</b>	<b>5,094</b>	<b>2,696</b>	<b>2,371</b>

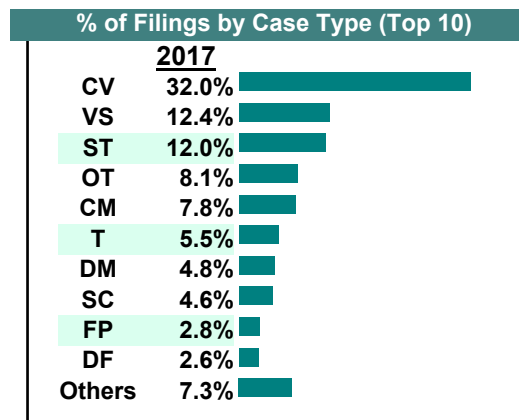
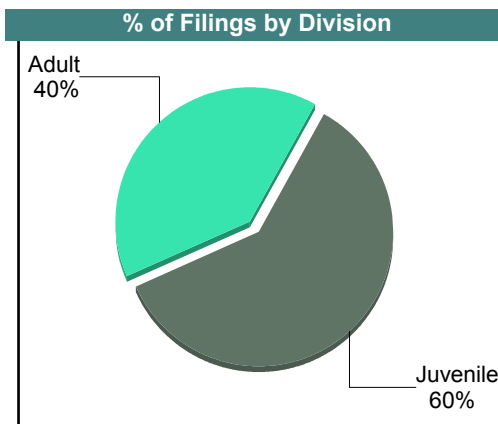
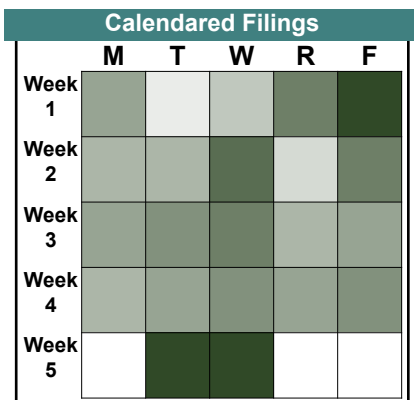


**CASELOAD STATISTICS OF THE JUVENILE & DOMESTIC RELATIONS COURTS**

May 2017

**Fairfax**  
District: 19

		<u>Filings</u>	<u>Hearings</u>	<u>Transactions</u>	<u>Concluded</u>	<u>Cont</u>
<b><u>Adult</u></b>						
Non-Family Abuse Prot Order	AP	0	1	1	1	-
Bond Forfeiture	BF	1	1	1	1	-
Capias	CA	42	142	142	44	98
Felony	CF	61	233	235	106	129
Misdemeanor	CM	217	591	591	198	391
Family Abuse - Prot Order	FP	76	172	172	73	99
Motion - Prot Order	MP	12	16	16	13	3
Other	OT	224	240	240	213	22
Protective Order	PC	5	5	5	5	-
Violation Fam Abuse PO	PS	3	3	3	3	-
Violation of PO	PV	4	4	4	4	-
Show Cause	SC	110	262	262	130	130
SL/Other	SL	3	3	3	3	-
Civil Support	VS	344	559	559	322	233
<b>Adult Total</b>		<b>1,102</b>	<b>2,232</b>	<b>2,234</b>	<b>1,116</b>	<b>1,105</b>
<b><u>Juvenile</u></b>						
Abuse or Neglect	AN	7	21	21	6	15
Non-Family Abuse Prot Order	AP	1	2	2	0	1
Capias	CA	13	37	37	9	28
Child in Need of Services	CS	1	3	3	2	1
Custody Visitation	CV	885	1,364	1,364	776	579
Felony	DF	73	249	249	69	178
Misdemeanor	DM	134	395	395	125	270
Entrustment	ET	0	1	1	1	-
Foster Care Review	FC	6	14	14	11	2
Family Abuse - Prot Order	FP	1	2	2	1	1
Initial Foster Care	IF	7	8	8	7	-
Permanency	PH	17	21	21	11	6
Petition	PT	0	1	1	1	-
Show Cause	SC	16	28	28	14	13
Status	ST	332	422	422	318	102
Traffic	T	151	232	274	165	106
Term Parental Rights	TP	12	14	14	8	6
Truancy	TR	4	13	13	5	8
Voluntary Continuing Services Agreement	VA	3	6	6	2	4
<b>Juvenile Total</b>		<b>1,663</b>	<b>2,833</b>	<b>2,875</b>	<b>1,531</b>	<b>1,320</b>
<b>Fairfax Totals</b>		<b>2,765</b>	<b>5,065</b>	<b>5,109</b>	<b>2,647</b>	<b>2,425</b>



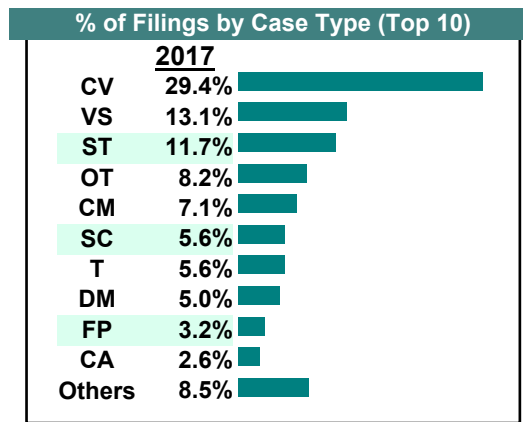
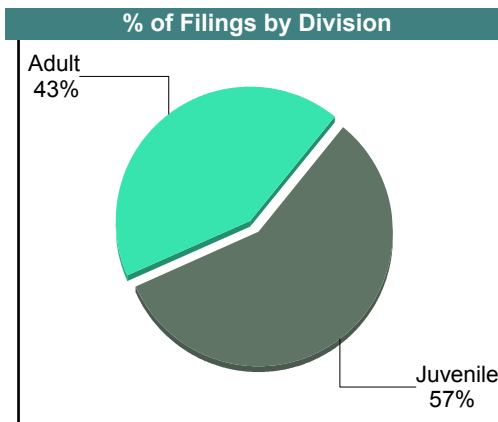
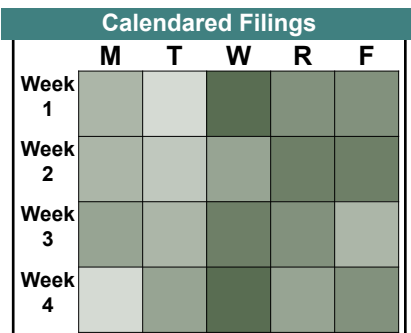
**CASELOAD STATISTICS OF THE JUVENILE & DOMESTIC RELATIONS COURTS**

April 2017

**Fairfax**  
District: 19

		<u>Filings</u>	<u>Hearings</u>	<u>Transactions</u>	<u>Concluded</u>	<u>Cont</u>
<b><u>Adult</u></b>						
Non-Family Abuse Prot Order	AP	2	3	3	1	2
Capias	CA	57	192	192	89	103
Felony	CF	52	184	184	65	118
Misdemeanor	CM	179	539	539	169	368
Family Abuse - Prot Order	FP	81	156	156	65	91
Motion - Prot Order	MP	9	9	9	8	1
Other	OT	209	245	245	208	32
Protective Order	PC	8	8	8	8	-
Violation Fam Abuse PO	PS	2	2	2	2	-
Violation of PO	PV	2	2	2	2	-
Remand Support	RS	13	13	13	13	-
Show Cause	SC	131	302	302	154	147
SL/Other	SL	4	6	6	4	2
Civil Support	VS	332	547	547	291	246
<b>Adult Total</b>		<b>1,081</b>	<b>2,208</b>	<b>2,208</b>	<b>1,079</b>	<b>1,110</b>

<b><u>Juvenile</u></b>						
Abuse or Neglect	AN	2	13	13	2	11
Non-Family Abuse Prot Order	AP	1	4	4	1	3
Capias	CA	8	27	27	8	19
Child in Need of Services	CS	2	2	2	1	1
Custody Visitation	CV	747	1,144	1,144	705	430
Felony	DF	52	202	202	53	149
Misdemeanor	DM	128	365	365	122	240
Entrustment	ET	2	2	2	2	-
Foster Care Review	FC	10	10	10	10	-
Initial Foster Care	IF	2	3	3	2	1
Permanency	PH	14	15	15	14	1
Petition	PT	0	1	1	1	-
Remand Custody	RC	12	12	12	12	-
Remand Visitation	RV	14	14	14	14	-
Show Cause	SC	11	17	17	8	9
Status	ST	298	346	346	264	64
Traffic	T	141	197	232	126	105
Term Parental Rights	TP	12	12	12	10	2
Truancy	TR	0	8	8	4	4
Voluntary Continuing Services Agreement	VA	0	1	1	1	-
<b>Juvenile Total</b>		<b>1,456</b>	<b>2,395</b>	<b>2,430</b>	<b>1,360</b>	<b>1,039</b>
<b>Fairfax Totals</b>		<b>2,537</b>	<b>4,603</b>	<b>4,638</b>	<b>2,439</b>	<b>2,149</b>

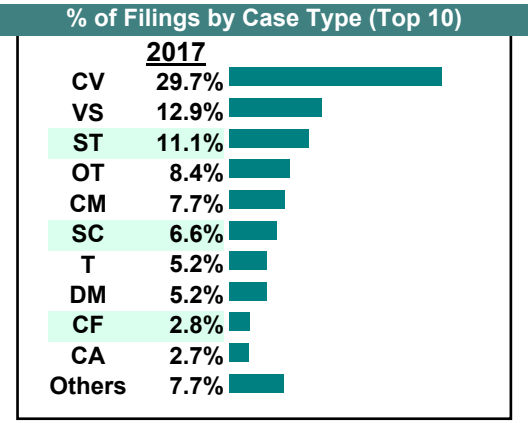
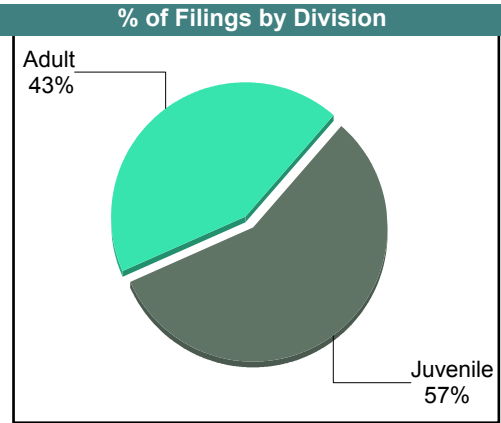
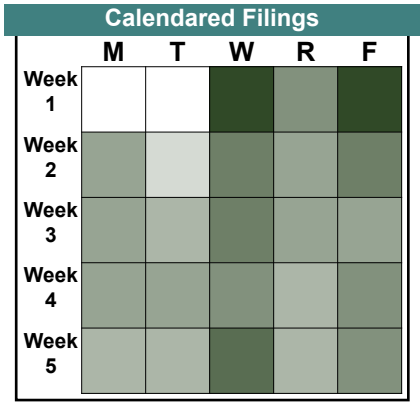


**CASELOAD STATISTICS OF THE JUVENILE & DOMESTIC RELATIONS COURTS**

March 2017

**Fairfax**  
District: 19

		<u>Filings</u>	<u>Hearings</u>	<u>Transactions</u>	<u>Concluded</u>	<u>Cont</u>
<b>Adult</b>						
Capias	CA	61	188	188	58	128
Felony	CF	77	231	231	63	168
Misdemeanor	CM	211	597	597	217	375
Family Abuse - Prot Order	FP	57	145	145	73	72
Motion - Prot Order	MP	5	5	5	5	-
Other	OT	230	250	250	226	20
Protective Order	PC	10	10	10	10	-
Violation Fam Abuse PO	PS	1	1	1	1	-
Violation of PO	PV	3	3	3	3	-
Show Cause	SC	167	325	325	158	167
SL/Other	SL	3	4	4	3	1
Civil Support	VS	353	609	609	379	221
<b>Adult Total</b>		<b>1,178</b>	<b>2,368</b>	<b>2,368</b>	<b>1,196</b>	<b>1,152</b>
<b>Juvenile</b>						
Abuse or Neglect	AN	9	19	19	4	14
Non-Family Abuse Prot Order	AP	2	2	2	0	2
Capias	CA	14	36	36	13	23
Child in Need of Services	CS	0	1	1	1	-
Custody Visitation	CV	812	1,386	1,386	864	491
Felony	DF	66	260	260	66	193
Misdemeanor	DM	141	442	442	174	265
Foster Care Review	FC	11	17	17	16	1
Initial Foster Care	IF	2	4	4	4	-
Permanency	PH	27	32	32	27	5
Petition	PT	2	2	2	1	1
Show Cause	SC	13	35	35	29	6
Status	ST	302	355	356	304	48
Traffic	T	142	195	232	136	96
Term Parental Rights	TP	4	6	6	0	6
Truancy	TR	5	22	22	5	17
Voluntary Continuing Services Agreement	VA	2	2	2	0	2
<b>Juvenile Total</b>		<b>1,554</b>	<b>2,816</b>	<b>2,854</b>	<b>1,644</b>	<b>1,170</b>
<b>Fairfax Totals</b>		<b>2,732</b>	<b>5,184</b>	<b>5,222</b>	<b>2,840</b>	<b>2,322</b>

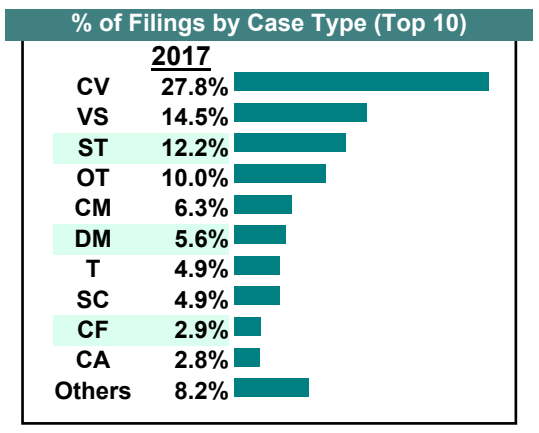
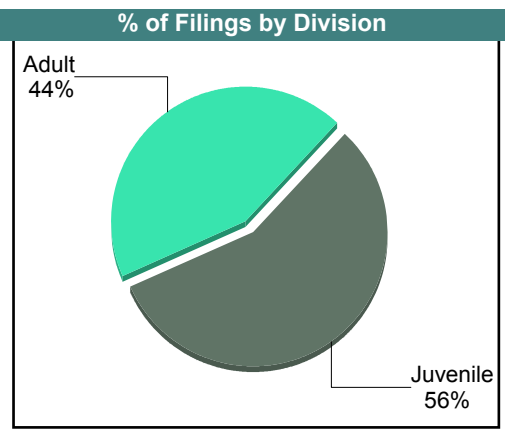



**CASELOAD STATISTICS OF THE JUVENILE & DOMESTIC RELATIONS COURTS**

February 2017

**Fairfax**  
District: 19

		<u>Filings</u>	<u>Hearings</u>	<u>Transactions</u>	<u>Concluded</u>	<u>Cont</u>
<b><u>Adult</u></b>						
Bond Forfeiture	BF	0	1	1	1	-
Capias	CA	58	154	154	42	112
Felony	CF	71	206	206	73	132
Misdemeanor	CM	153	509	509	189	318
Crim Support	CS	1	1	1	1	-
Family Abuse - Prot Order	FP	52	174	174	84	89
Motion - Prot Order	MP	12	13	13	13	-
Other	OT	244	259	259	240	14
Protective Order	PC	6	6	6	6	-
Violation Fam Abuse PO	PS	2	2	2	2	-
Violation of PO	PV	3	3	3	3	-
Show Cause	SC	109	251	251	109	141
SL/Other	SL	2	2	2	1	-
Civil Support	VS	355	565	565	325	232
<b>Adult Total</b>		<b>1,068</b>	<b>2,146</b>	<b>2,146</b>	<b>1,089</b>	<b>1,038</b>
<b><u>Juvenile</u></b>						
Abuse or Neglect	AN	7	21	21	16	4
Non-Family Abuse Prot Order	AP	1	1	1	1	-
Capias	CA	10	24	24	8	16
Custody Visitation	CV	680	1,092	1,092	700	380
Felony	DF	61	177	177	49	128
Misdemeanor	DM	137	372	372	146	225
Foster Care Review	FC	18	25	25	19	6
Initial Foster Care	IF	2	2	2	2	-
Juv Support	JS	0	1	1	1	-
Permanency	PH	19	19	19	17	2
Petition	PT	2	3	3	2	1
Show Cause	SC	11	25	25	19	6
Status	ST	299	352	352	293	55
Traffic	T	121	162	199	118	80
Term Parental Rights	TP	6	8	8	8	-
Truancy	TR	6	18	18	7	11
<b>Juvenile Total</b>		<b>1,380</b>	<b>2,302</b>	<b>2,339</b>	<b>1,406</b>	<b>914</b>
<b>Fairfax Totals</b>		<b>2,448</b>	<b>4,448</b>	<b>4,485</b>	<b>2,495</b>	<b>1,952</b>

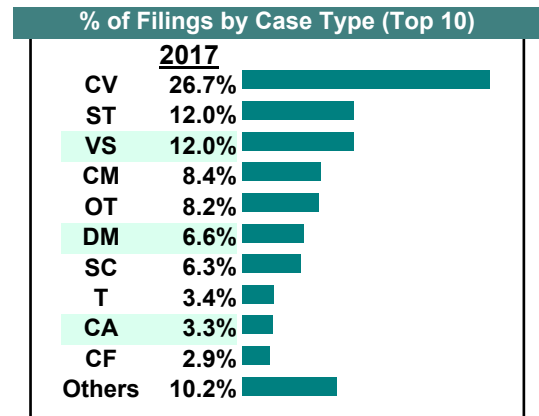
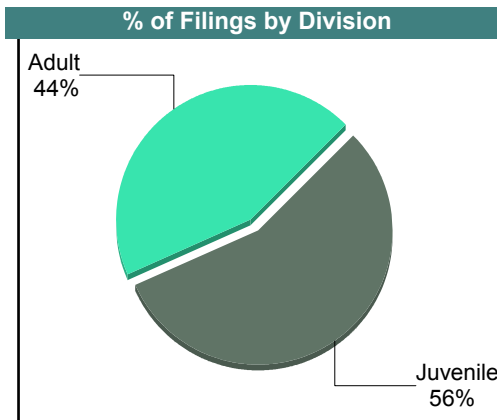



# CASELOAD STATISTICS OF THE JUVENILE & DOMESTIC RELATIONS COURTS

January 2017

Fairfax  
District: 19

		Filings	Hearings	Transactions	Concluded	Cont
<b>Adult</b>						
Capias	CA	69	168	168	61	107
Felony	CF	72	213	213	51	162
Misdemeanor	CM	210	599	599	212	384
Family Abuse - Prot Order	FP	71	194	194	78	115
Motion - Prot Order	MP	8	10	10	8	2
Other	OT	205	217	217	190	24
Protective Order	PC	9	9	9	9	-
Violation of PO	PV	3	3	3	2	-
Remand Support	RS	9	11	11	10	-
Show Cause	SC	140	296	296	140	155
SL/Other	SL	1	1	1	1	-
Civil Support	VS	298	530	530	279	242
<b>Adult Total</b>		<b>1,095</b>	<b>2,251</b>	<b>2,251</b>	<b>1,041</b>	<b>1,191</b>
<b>Juvenile</b>						
Abuse or Neglect	AN	6	34	34	20	14
Non-Family Abuse Prot Order	AP	0	2	2	2	-
Capias	CA	14	48	48	16	31
Child in Need of Services	CS	0	2	2	1	1
Custody Visitation	CV	663	1,223	1,223	731	481
Felony	DF	69	218	218	59	158
Misdemeanor	DM	164	463	463	158	300
Foster Care Review	FC	8	11	11	6	5
Initial Foster Care	IF	4	4	4	3	1
Juv Support	JS	1	1	1	1	-
Permanency	PH	25	30	30	15	15
Petition	PT	1	2	2	2	-
Remand Custody	RC	16	16	16	16	-
Remand Visitation	RV	15	15	15	15	-
Show Cause	SC	16	39	39	18	18
Status	ST	299	376	376	302	72
Traffic	T	84	167	184	119	63
Term Parental Rights	TP	0	1	1	1	-
Truancy	TR	4	23	23	4	18
Voluntary Continuing Services Agreement	VA	3	3	3	1	2
<b>Juvenile Total</b>		<b>1,392</b>	<b>2,678</b>	<b>2,695</b>	<b>1,490</b>	<b>1,179</b>
<b>Fairfax Totals</b>		<b>2,487</b>	<b>4,929</b>	<b>4,946</b>	<b>2,531</b>	<b>2,370</b>





Filings by Court & Division

		<u>Fairfax</u>		
<b>A</b>	Civil Support	3,901	12.8%	
	Other	2,604	8.5%	
	Adult Misdemeanor	2,324	7.6%	
	Show Cause	1,421	4.7%	
	Family Abuse - Prot Order	882	2.9%	
	Adult Felony	764	2.5%	
	Capias	674	2.2%	
	Motion - Prot Order	86	0.3%	
	Protective Order	72	0.2%	
	Remand Support	22	0.1%	
	SL/Other	21	0.1%	
	Violation of PO	21	0.1%	
	Violation Fam Abuse PO	12	0.0%	
	Non-Family Abuse Prot Order	10	0.0%	
	Bond Forfeiture	4	0.0%	
	Criminal Support	4	0.0%	
	<b>Total</b>		12,822	42%
<b>J</b>	Custody Visitation	9,634	31.6%	
	Status Offense/Other	3,213	10.5%	
	Delinquency	2,324	7.6%	
	Traffic	1,467	4.8%	
	Permanency	214	0.7%	
	Show Cause	152	0.5%	
	Capias	144	0.5%	
	Foster Care Review	124	0.4%	
	Abuse or Neglect	97	0.3%	
	Term Parental Rights	84	0.3%	
	Initial Foster Care	46	0.2%	
	Truancy	31	0.1%	
	Remand Visitation	29	0.1%	
	Remand Custody	28	0.1%	
	Child in Need of Services	21	0.1%	
	Voluntary Continuing Services Agree	21	0.1%	
	Paternity	17	0.1%	
	Non-Family Abuse Prot Order	10	0.0%	
	Entrustment	6	0.0%	
	Family Abuse - Prot Order	4	0.0%	
	Juv Support	2	0.0%	
	Child at Risk	1	0.0%	
	Motion - Prot Order	1	0.0%	
	<b>Total</b>		17,670	58%
	<b>Total</b>		30,492	100%

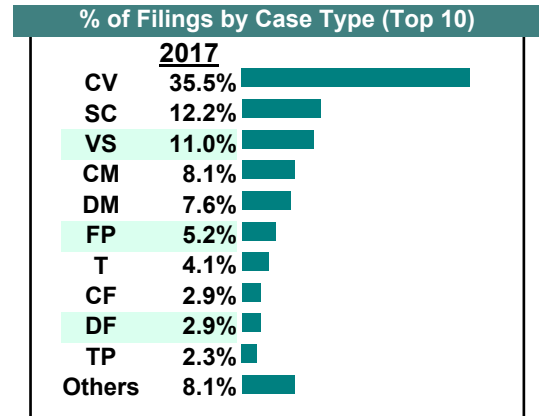
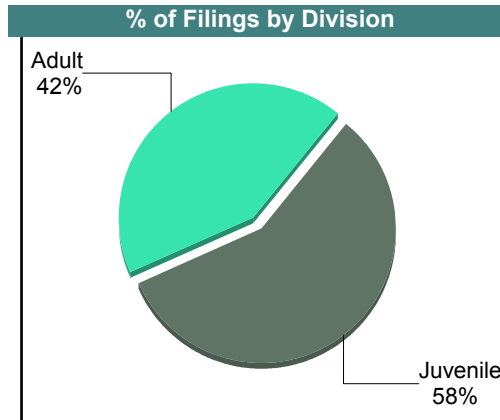

# CASELOAD STATISTICS OF THE JUVENILE & DOMESTIC RELATIONS COURTS

December 2017

Fauquier

District: 20

		Filings	Hearings	Transactions	Concluded	Cont
<b>Adult</b>						
Capias	CA	2	10	10	3	7
Felony	CF	5	27	27	6	21
Misdemeanor	CM	14	47	47	11	36
Family Abuse - Prot Order	FP	9	19	19	10	9
Remand Support	RS	2	2	2	2	-
Show Cause	SC	20	66	66	32	34
SL/Other	SL	2	2	2	2	-
Civil Support	VS	19	43	43	24	18
<b>Adult Total</b>		<b>73</b>	<b>216</b>	<b>216</b>	<b>90</b>	<b>125</b>
<b>Juvenile</b>						
Abuse or Neglect	AN	0	2	2	0	2
Child in Need of Services	CS	1	2	2	0	2
Custody Visitation	CV	61	165	165	88	75
Felony	DF	5	17	17	3	14
Misdemeanor	DM	13	36	36	12	23
Foster Care Review	FC	2	2	2	2	-
Permanency	PH	2	6	6	1	5
Petition	PT	0	3	3	3	-
Remand Custody	RC	1	2	2	1	-
Remand Visitation	RV	1	1	1	1	-
Show Cause	SC	1	1	1	0	1
Status	ST	0	1	1	0	-
Traffic	T	7	12	12	6	6
Term Parental Rights	TP	4	13	13	0	13
Truancy	TR	1	5	5	1	4
<b>Juvenile Total</b>		<b>99</b>	<b>268</b>	<b>268</b>	<b>118</b>	<b>145</b>
<b>Fauquier Totals</b>		<b>172</b>	<b>484</b>	<b>484</b>	<b>208</b>	<b>270</b>



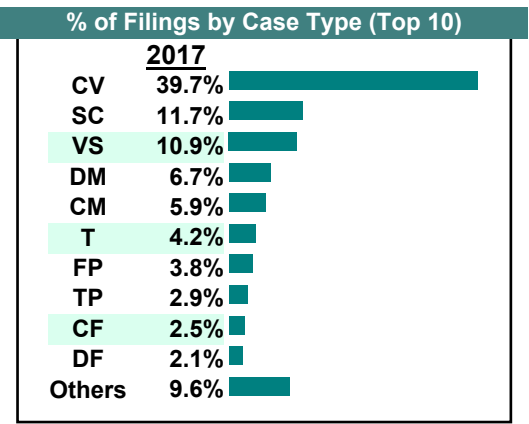
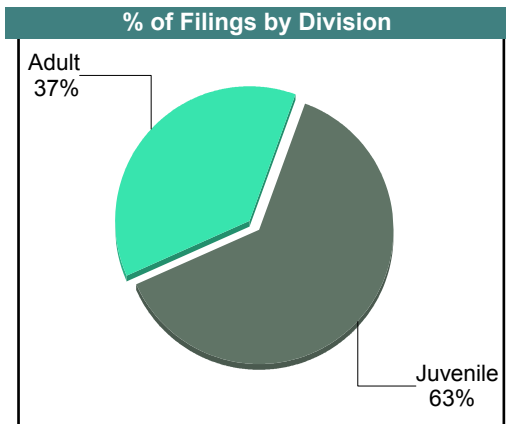

**CASELOAD STATISTICS OF THE JUVENILE & DOMESTIC RELATIONS COURTS**

November 2017

**Fauquier**

District: 20

		<u>Filings</u>	<u>Hearings</u>	<u>Transactions</u>	<u>Concluded</u>	<u>Cont</u>
<b><u>Adult</u></b>						
Non-Family Abuse Prot Order	AP	0	1	1	0	1
Capias	CA	2	11	11	4	7
Felony	CF	6	15	15	3	12
Misdemeanor	CM	14	52	52	19	33
Family Abuse - Prot Order	FP	9	27	27	12	15
Motion - Prot Order	MP	5	5	5	5	-
Other	OT	1	1	1	1	-
Remand Support	RS	1	1	1	1	-
Show Cause	SC	25	65	65	32	32
Civil Support	VS	26	53	53	34	19
<b>Adult Total</b>		<b>89</b>	<b>231</b>	<b>231</b>	<b>111</b>	<b>119</b>
<b><u>Juvenile</u></b>						
Abuse or Neglect	AN	2	9	9	3	6
Non-Family Abuse Prot Order	AP	1	2	2	1	1
Capias	CA	0	1	1	1	-
Child in Need of Services	CS	0	1	1	0	1
Custody Visitation	CV	95	200	200	111	89
Felony	DF	5	17	17	4	13
Misdemeanor	DM	16	66	66	32	34
Foster Care Review	FC	3	5	5	5	-
Initial Foster Care	IF	2	2	2	2	-
Permanency	PH	5	5	5	2	3
Petition	PT	0	2	2	1	1
Remand Custody	RC	0	2	2	0	2
Show Cause	SC	3	4	4	2	2
Status	ST	0	1	1	0	1
Traffic	T	10	8	11	5	6
Term Parental Rights	TP	7	7	7	0	7
Truancy	TR	0	1	1	0	1
Voluntary Continuing Services Agreement	VA	1	1	1	1	-
<b>Juvenile Total</b>		<b>150</b>	<b>334</b>	<b>337</b>	<b>170</b>	<b>167</b>
<b>Fauquier Totals</b>		<b>239</b>	<b>565</b>	<b>568</b>	<b>281</b>	<b>286</b>



**CASELOAD STATISTICS OF THE JUVENILE & DOMESTIC RELATIONS COURTS**

October 2017


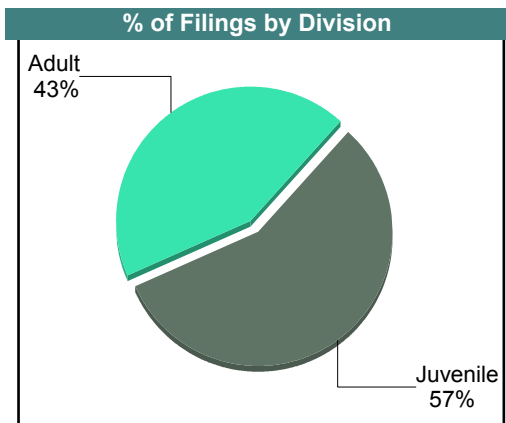

**Fauquier**

District: 20

		<u>Filings</u>	<u>Hearings</u>	<u>Transactions</u>	<u>Concluded</u>	<u>Cont</u>
<b>Adult</b>						
Non-Family Abuse Prot Order	AP	1	1	1	0	1
Capias	CA	4	12	12	3	9
Felony	CF	5	26	26	10	16
Misdemeanor	CM	14	54	54	21	33
Family Abuse - Prot Order	FP	10	23	23	11	12
Motion - Prot Order	MP	2	3	3	3	-
Violation Fam Abuse PO	PS	1	1	1	1	-
Remand Support	RS	1	1	1	1	-
Show Cause	SC	38	69	69	17	52
SL/Other	SL	2	2	2	1	1
Civil Support	VS	21	53	53	26	25
<b>Adult Total</b>		<b>99</b>	<b>245</b>	<b>245</b>	<b>94</b>	<b>149</b>

		<u>Filings</u>	<u>Hearings</u>	<u>Transactions</u>	<u>Concluded</u>	<u>Cont</u>
<b>Juvenile</b>						
Abuse or Neglect	AN	5	9	9	3	6
Non-Family Abuse Prot Order	AP	1	2	2	1	1
Custody Visitation	CV	90	215	215	108	107
Felony	DF	2	17	17	2	15
Misdemeanor	DM	12	50	50	13	37
Initial Foster Care	IF	1	1	1	1	-
Permanency	PH	1	3	3	2	1
Petition	PT	2	10	10	6	4
Remand Custody	RC	4	5	5	4	1
Remand Visitation	RV	3	3	3	3	-
Show Cause	SC	0	1	1	0	1
Traffic	T	8	8	11	8	3
Term Parental Rights	TP	1	6	6	5	1
Truancy	TR	0	2	2	0	2
<b>Juvenile Total</b>		<b>130</b>	<b>332</b>	<b>335</b>	<b>156</b>	<b>179</b>

<b>Fauquier Totals</b>		<b>229</b>	<b>577</b>	<b>580</b>	<b>250</b>	<b>328</b>
------------------------	--	------------	------------	------------	------------	------------



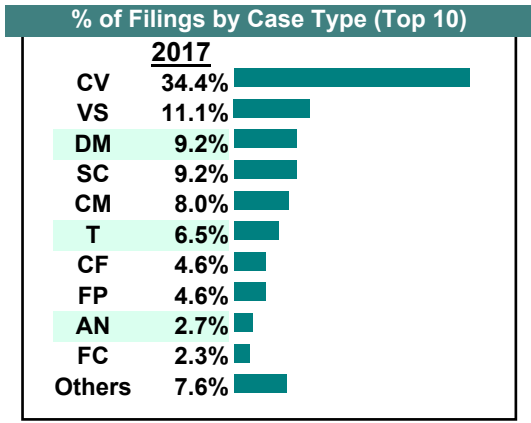
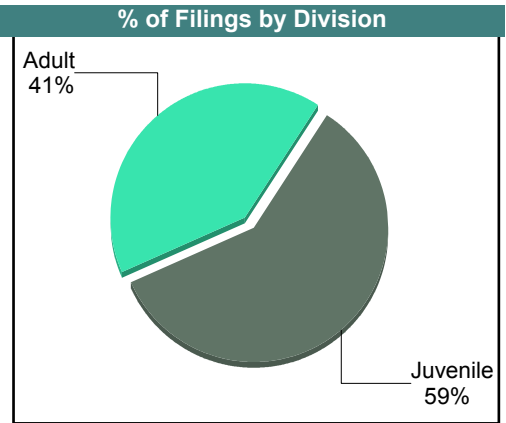

**CASELOAD STATISTICS OF THE JUVENILE & DOMESTIC RELATIONS COURTS**

September 2017

**Fauquier**

District: 20

		<u>Filings</u>	<u>Hearings</u>	<u>Transactions</u>	<u>Concluded</u>	<u>Cont</u>
<b><u>Adult</u></b>						
Non-Family Abuse Prot Order	AP	1	1	1	1	-
Capias	CA	4	14	14	6	8
Felony	CF	12	38	38	7	31
Misdemeanor	CM	21	78	78	17	61
Family Abuse - Prot Order	FP	12	20	20	8	12
Motion - Prot Order	MP	1	1	1	0	1
Other	OT	3	4	4	3	1
Show Cause	SC	24	52	52	20	32
Civil Support	VS	29	55	55	30	24
<b>Adult Total</b>		<b>107</b>	<b>263</b>	<b>263</b>	<b>92</b>	<b>170</b>
<b><u>Juvenile</u></b>						
Abuse or Neglect	AN	7	18	18	7	11
Capias	CA	0	2	2	1	1
Child in Need of Services	CS	0	1	1	0	1
Custody Visitation	CV	90	154	154	61	91
Felony	DF	2	19	19	5	14
Misdemeanor	DM	24	52	52	16	35
Foster Care Review	FC	6	7	7	5	2
Motion - Prot Order	MP	0	5	5	0	5
Petition	PT	6	6	6	1	5
Remand Custody	RC	2	2	2	1	1
Status	ST	0	1	1	0	1
Traffic	T	17	23	27	13	12
Term Parental Rights	TP	0	3	3	0	3
Truancy	TR	0	2	2	1	1
Voluntary Continuing Services Agreement	VA	1	1	1	1	-
<b>Juvenile Total</b>		<b>155</b>	<b>296</b>	<b>300</b>	<b>112</b>	<b>183</b>
<b>Fauquier Totals</b>		<b>262</b>	<b>559</b>	<b>563</b>	<b>204</b>	<b>353</b>



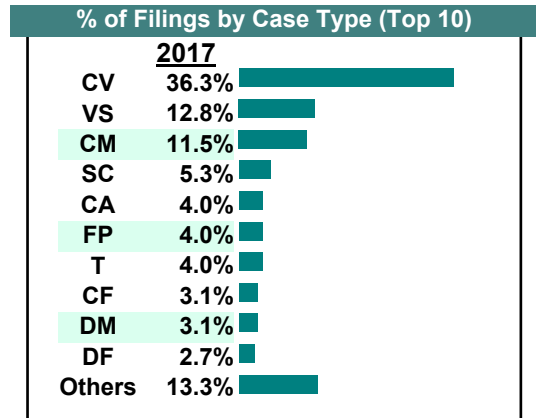
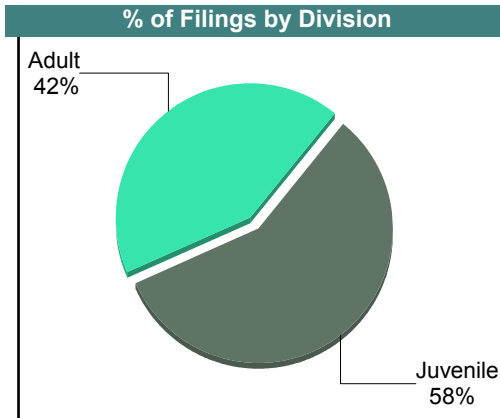
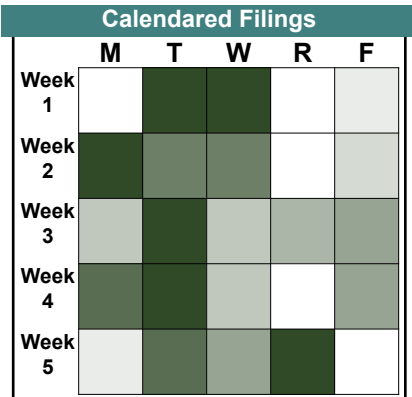
**CASELOAD STATISTICS OF THE JUVENILE & DOMESTIC RELATIONS COURTS**

**Fauquier**

District: 20

August 2017

		<u>Filings</u>	<u>Hearings</u>	<u>Transactions</u>	<u>Concluded</u>	<u>Cont</u>
<b><u>Adult</u></b>						
Capias	CA	8	15	15	4	11
Felony	CF	7	17	17	5	12
Misdemeanor	CM	26	69	69	24	44
Family Abuse - Prot Order	FP	9	22	22	13	9
Remand Support	RS	5	5	5	5	-
Show Cause	SC	11	49	49	12	37
SL/Other	SL	1	1	1	1	-
Civil Support	VS	29	58	58	27	31
<b>Adult Total</b>		<b>96</b>	<b>236</b>	<b>236</b>	<b>91</b>	<b>144</b>
<b><u>Juvenile</u></b>						
Abuse or Neglect	AN	3	4	4	2	2
Capias	CA	1	1	1	0	1
Child in Need of Services	CS	1	1	1	0	1
Custody Visitation	CV	82	172	172	81	91
Felony	DF	6	19	19	8	11
Misdemeanor	DM	7	190	190	153	37
Initial Foster Care	IF	2	3	3	3	-
Permanency	PH	3	4	4	2	2
Petition	PT	1	4	4	0	4
Remand Custody	RC	5	5	5	5	-
Remand Visitation	RV	5	5	5	5	-
Show Cause	SC	1	3	3	1	2
Traffic	T	9	10	14	7	7
Term Parental Rights	TP	4	4	4	0	4
Truancy	TR	0	1	1	0	1
<b>Juvenile Total</b>		<b>130</b>	<b>426</b>	<b>430</b>	<b>267</b>	<b>163</b>
<b>Fauquier Totals</b>		<b>226</b>	<b>662</b>	<b>666</b>	<b>358</b>	<b>307</b>



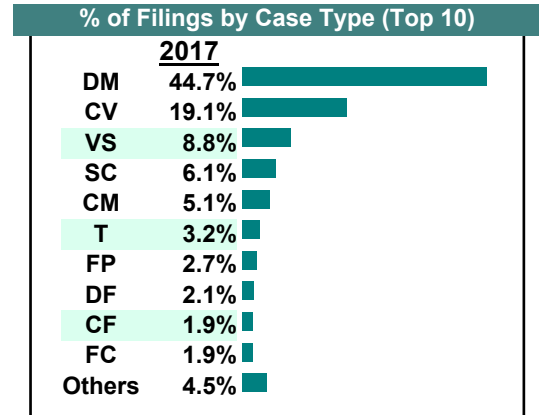
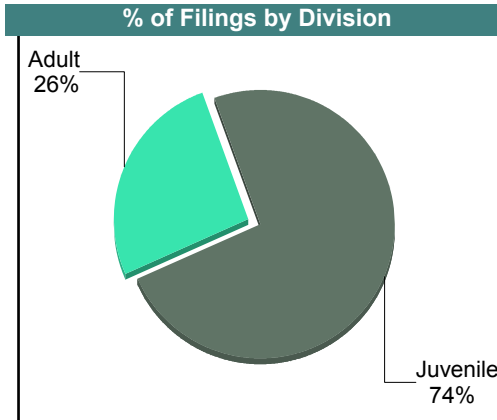
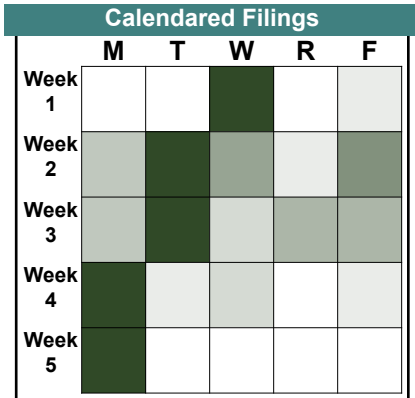
# CASELOAD STATISTICS OF THE JUVENILE & DOMESTIC RELATIONS COURTS

July 2017

Fauquier

District: 20

		<u>Filings</u>	<u>Hearings</u>	<u>Transactions</u>	<u>Concluded</u>	<u>Cont</u>
<b><u>Adult</u></b>						
Capias	CA	3	11	11	5	6
Felony	CF	7	25	25	5	20
Misdemeanor	CM	19	69	69	19	50
Family Abuse - Prot Order	FP	10	19	19	10	9
Other	OT	1	1	1	1	-
Violation of PO	PV	1	1	1	1	-
Remand Support	RS	1	1	1	1	-
Show Cause	SC	23	63	63	32	30
Civil Support	VS	33	55	55	31	24
<b>Adult Total</b>		<b>98</b>	<b>245</b>	<b>245</b>	<b>105</b>	<b>139</b>
<b><u>Juvenile</u></b>						
Abuse or Neglect	AN	0	6	6	4	2
Capias	CA	1	1	1	0	1
Custody Visitation	CV	72	151	151	92	58
Felony	DF	8	18	18	4	14
Misdemeanor	DM	168	190	190	9	181
Foster Care Review	FC	7	8	8	7	1
Initial Foster Care	IF	4	4	4	3	1
Permanency	PH	4	4	4	4	-
Petition	PT	1	2	2	0	2
Status	ST	0	1	1	1	-
Traffic	T	12	17	20	11	9
Voluntary Continuing Services Agreement	VA	1	1	1	1	-
<b>Juvenile Total</b>		<b>278</b>	<b>403</b>	<b>406</b>	<b>136</b>	<b>269</b>
<b>Fauquier Totals</b>		<b>376</b>	<b>648</b>	<b>651</b>	<b>241</b>	<b>408</b>

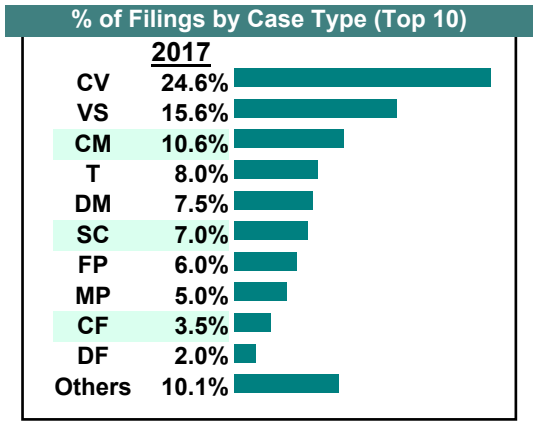
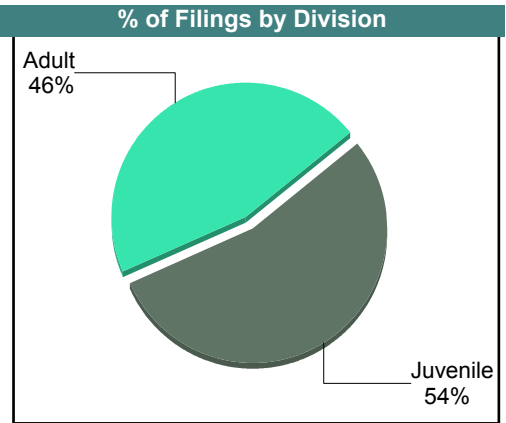



# CASELOAD STATISTICS OF THE JUVENILE & DOMESTIC RELATIONS COURTS

June 2017

Fauquier  
District: 20

		<u>Filings</u>	<u>Hearings</u>	<u>Transactions</u>	<u>Concluded</u>	<u>Cont</u>
<b><u>Adult</u></b>						
Capias	CA	3	9	9	4	5
Felony	CF	7	19	19	2	17
Misdemeanor	CM	21	65	65	14	50
Family Abuse - Prot Order	FP	12	19	19	13	6
Motion - Prot Order	MP	1	1	1	1	-
Other	OT	1	1	1	0	1
Violation of PO	PV	1	1	1	1	-
Show Cause	SC	12	40	40	14	26
SL/Other	SL	2	2	2	2	-
Civil Support	VS	31	58	58	33	25
<b>Adult Total</b>		<b>91</b>	<b>215</b>	<b>215</b>	<b>84</b>	<b>130</b>
<b><u>Juvenile</u></b>						
Abuse or Neglect	AN	2	9	9	1	8
Custody Visitation	CV	49	174	174	73	97
Felony	DF	4	28	28	11	17
Misdemeanor	DM	15	49	50	18	32
Entrustment	ET	2	2	2	2	-
Foster Care Review	FC	2	3	3	2	1
Motion - Prot Order	MP	9	9	9	4	5
Permanency	PH	3	3	3	3	-
Petition	PT	1	1	1	0	1
Remand Custody	RC	1	1	1	1	-
Show Cause	SC	2	2	2	1	1
Traffic	T	16	11	20	15	5
Term Parental Rights	TP	1	1	1	0	1
Truancy	TR	1	7	7	1	6
<b>Juvenile Total</b>		<b>108</b>	<b>300</b>	<b>310</b>	<b>132</b>	<b>174</b>
<b>Fauquier Totals</b>		<b>199</b>	<b>515</b>	<b>525</b>	<b>216</b>	<b>304</b>





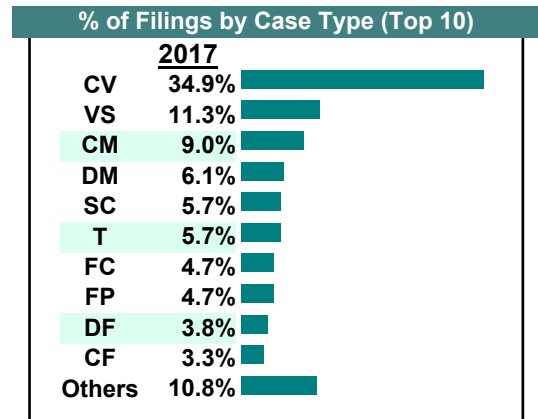
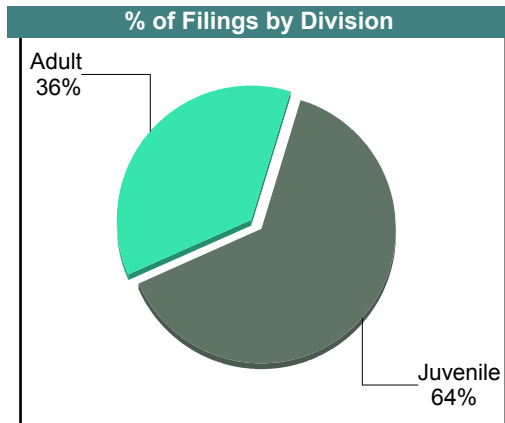

CASELOAD STATISTICS OF THE JUVENILE & DOMESTIC RELATIONS COURTS

May 2017

Fauquier

District: 20

		<u>Filings</u>	<u>Hearings</u>	<u>Transactions</u>	<u>Concluded</u>	<u>Cont</u>
<b>Adult</b>						
Non-Family Abuse Prot Order	AP	0	1	1	1	-
Capias	CA	4	8	8	1	7
Felony	CF	7	25	25	5	20
Misdemeanor	CM	19	54	54	15	39
Family Abuse - Prot Order	FP	10	34	34	19	15
Motion - Prot Order	MP	1	1	1	1	-
Other	OT	0	1	1	1	-
Show Cause	SC	12	48	48	20	27
Civil Support	VS	24	48	48	25	23
<b>Adult Total</b>		<b>77</b>	<b>220</b>	<b>220</b>	<b>88</b>	<b>131</b>
<b>Juvenile</b>						
Abuse or Neglect	AN	6	13	13	5	8
Non-Family Abuse Prot Order	AP	2	4	4	2	2
Child in Need of Services	CS	0	1	1	0	1
Custody Visitation	CV	74	210	210	105	85
Felony	DF	8	20	20	6	13
Misdemeanor	DM	13	29	29	9	18
Entrustment	ET	2	2	2	2	-
Foster Care Review	FC	10	11	11	11	-
Initial Foster Care	IF	2	2	2	2	-
Permanency	PH	1	1	1	1	-
Petition	PT	1	2	2	1	1
Child at Risk	RI	0	8	8	6	2
Status	ST	2	3	3	2	1
Traffic	T	12	4	13	11	2
Term Parental Rights	TP	0	2	2	2	-
Truancy	TR	2	3	3	0	3
<b>Juvenile Total</b>		<b>135</b>	<b>315</b>	<b>324</b>	<b>165</b>	<b>136</b>
<b>Fauquier Totals</b>		<b>212</b>	<b>535</b>	<b>544</b>	<b>253</b>	<b>267</b>



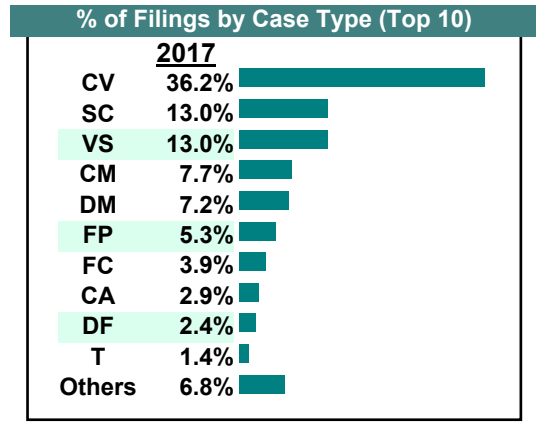
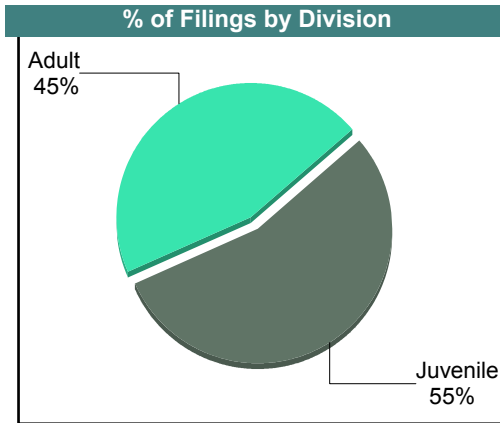
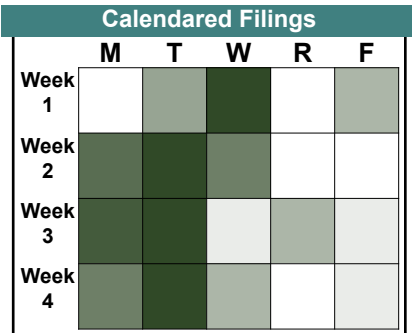
**CASELOAD STATISTICS OF THE JUVENILE & DOMESTIC RELATIONS COURTS**

**Fauquier**

District: 20

April 2017

		<u>Filings</u>	<u>Hearings</u>	<u>Transactions</u>	<u>Concluded</u>	<u>Cont</u>
<b><u>Adult</u></b>						
Non-Family Abuse Prot Order	AP	1	2	2	0	2
Capias	CA	6	24	24	11	13
Felony	CF	2	9	9	2	7
Misdemeanor	CM	16	66	66	22	43
Family Abuse - Prot Order	FP	11	20	20	5	15
Motion - Prot Order	MP	1	1	1	1	-
Other	OT	2	2	2	1	1
Protective Order	PC	1	2	2	1	1
Show Cause	SC	27	74	74	32	41
Civil Support	VS	27	53	53	30	22
<b>Adult Total</b>		<b>94</b>	<b>253</b>	<b>253</b>	<b>105</b>	<b>145</b>
<b><u>Juvenile</u></b>						
Abuse or Neglect	AN	0	9	9	4	5
Non-Family Abuse Prot Order	AP	0	1	1	1	-
Custody Visitation	CV	75	138	138	74	64
Felony	DF	5	15	15	2	13
Misdemeanor	DM	15	27	28	8	20
Foster Care Review	FC	8	9	9	7	2
Initial Foster Care	IF	1	4	4	4	-
Permanency	PH	0	2	2	2	-
Child at Risk	RI	2	2	2	0	2
Status	ST	1	2	2	1	1
Traffic	T	3	6	7	5	2
Term Parental Rights	TP	2	2	2	0	2
Truancy	TR	1	4	4	0	4
<b>Juvenile Total</b>		<b>113</b>	<b>221</b>	<b>223</b>	<b>108</b>	<b>115</b>
<b>Fauquier Totals</b>		<b>207</b>	<b>474</b>	<b>476</b>	<b>213</b>	<b>260</b>



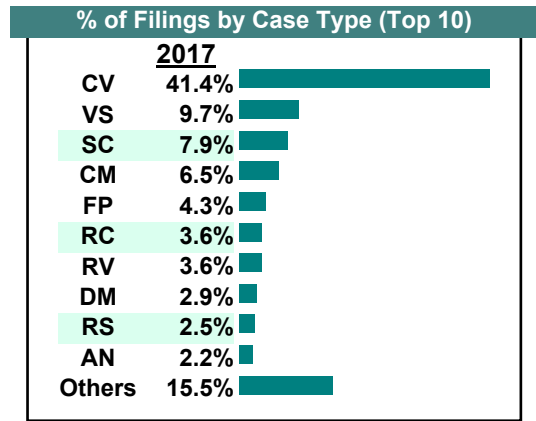
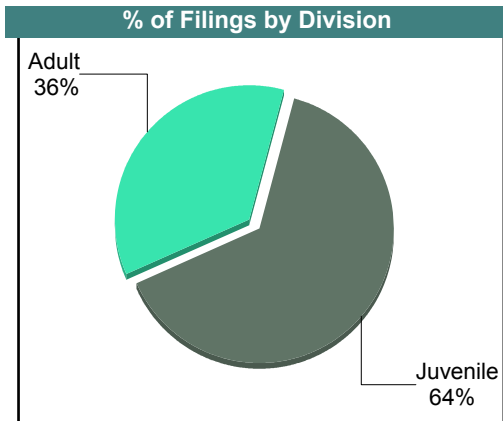

# CASELOAD STATISTICS OF THE JUVENILE & DOMESTIC RELATIONS COURTS

March 2017

Fauquier

District: 20

		<u>Filings</u>	<u>Hearings</u>	<u>Transactions</u>	<u>Concluded</u>	<u>Cont</u>
<b><u>Adult</u></b>						
Capias	CA	6	14	14	5	9
Felony	CF	6	13	13	6	7
Misdemeanor	CM	18	71	71	13	56
Family Abuse - Prot Order	FP	12	22	22	10	12
Motion - Prot Order	MP	1	1	1	1	-
Violation of PO	PV	1	1	1	1	-
Remand Support	RS	7	7	7	7	-
Show Cause	SC	22	45	45	14	30
SL/Other	SL	0	1	1	1	-
Civil Support	VS	27	51	51	28	22
<b>Adult Total</b>		<b>100</b>	<b>226</b>	<b>226</b>	<b>86</b>	<b>136</b>
<b><u>Juvenile</u></b>						
Abuse or Neglect	AN	6	23	23	2	21
Non-Family Abuse Prot Order	AP	1	1	1	0	1
Child in Need of Services	CS	0	1	1	1	-
Custody Visitation	CV	115	195	195	85	109
Felony	DF	3	13	13	2	11
Misdemeanor	DM	8	31	31	9	22
Entrustment	ET	3	3	3	3	-
Foster Care Review	FC	5	6	6	6	-
Initial Foster Care	IF	3	6	6	3	3
Motion - Prot Order	MP	1	1	1	1	-
Permanency	PH	0	4	4	2	2
Petition	PT	1	1	1	0	1
Remand Custody	RC	10	10	10	10	-
Remand Visitation	RV	10	10	10	10	-
Status	ST	1	1	1	0	1
Traffic	T	6	7	9	7	2
Term Parental Rights	TP	0	8	8	4	4
Truancy	TR	3	5	5	1	4
Voluntary Continuing Services Agreement	VA	2	2	2	2	-
<b>Juvenile Total</b>		<b>178</b>	<b>328</b>	<b>330</b>	<b>148</b>	<b>181</b>
<b>Fauquier Totals</b>		<b>278</b>	<b>554</b>	<b>556</b>	<b>234</b>	<b>317</b>



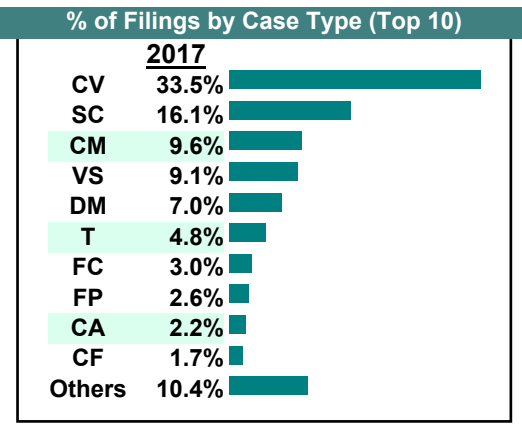
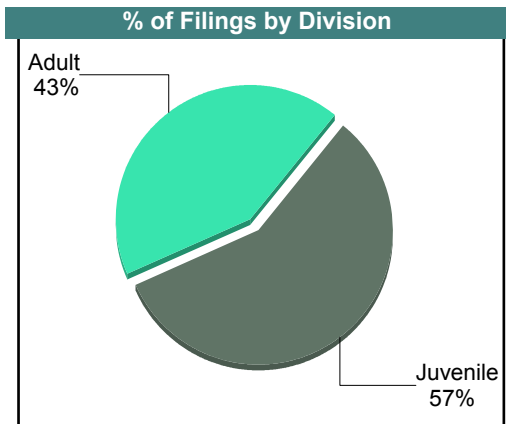

**CASELOAD STATISTICS OF THE JUVENILE & DOMESTIC RELATIONS COURTS**

February 2017

**Fauquier**

District: 20

		<u>Filings</u>	<u>Hearings</u>	<u>Transactions</u>	<u>Concluded</u>	<u>Cont</u>
<b><u>Adult</u></b>						
Capias	CA	5	19	19	1	18
Felony	CF	4	41	41	31	10
Misdemeanor	CM	22	65	65	19	46
Family Abuse - Prot Order	FP	6	13	13	6	7
Motion - Prot Order	MP	1	1	1	1	-
Protective Order	PC	1	1	1	1	-
Remand Support	RS	1	1	1	1	-
Show Cause	SC	37	66	66	35	31
SL/Other	SL	0	1	1	1	-
Civil Support	VS	21	46	46	27	19
<b>Adult Total</b>		<b>98</b>	<b>254</b>	<b>254</b>	<b>123</b>	<b>131</b>
<b><u>Juvenile</u></b>						
Abuse or Neglect	AN	1	6	6	0	6
Child in Need of Services	CS	0	1	1	0	1
Custody Visitation	CV	77	187	187	99	88
Felony	DF	1	6	6	1	5
Misdemeanor	DM	16	30	30	8	22
Entrustment	ET	3	3	3	3	-
Foster Care Review	FC	7	7	7	6	1
Initial Foster Care	IF	3	4	4	1	3
Motion - Prot Order	MP	2	4	4	2	2
Permanency	PH	1	2	2	1	1
Petition	PT	0	1	1	1	-
Remand Custody	RC	3	3	3	3	-
Child at Risk	RI	0	4	4	0	4
Remand Visitation	RV	3	3	3	3	-
Traffic	T	11	9	14	9	5
Term Parental Rights	TP	3	13	13	5	8
Truancy	TR	1	1	1	0	1
<b>Juvenile Total</b>		<b>132</b>	<b>284</b>	<b>289</b>	<b>142</b>	<b>147</b>
<b>Fauquier Totals</b>		<b>230</b>	<b>538</b>	<b>543</b>	<b>265</b>	<b>278</b>



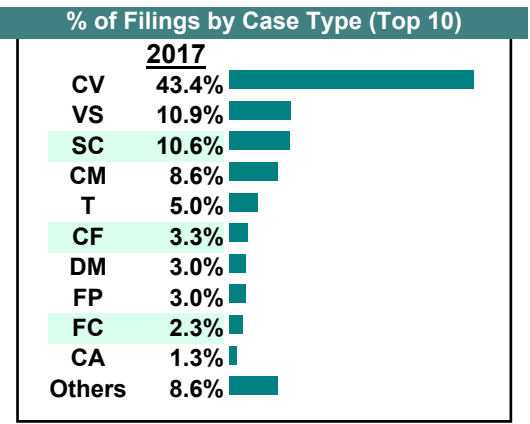
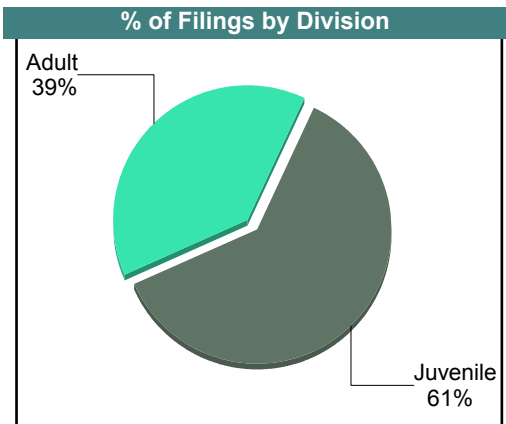

**CASELOAD STATISTICS OF THE JUVENILE & DOMESTIC RELATIONS COURTS**

January 2017

**Fauquier**

District: 20

		<u>Filings</u>	<u>Hearings</u>	<u>Transactions</u>	<u>Concluded</u>	<u>Cont</u>
<b><u>Adult</u></b>						
Capias	CA	4	11	11	4	7
Felony	CF	10	58	58	14	44
Misdemeanor	CM	26	51	51	15	36
Family Abuse - Prot Order	FP	9	23	23	13	9
Motion - Prot Order	MP	1	2	2	1	1
Remand Support	RS	1	1	1	1	-
Show Cause	SC	32	66	66	26	40
SL/Other	SL	1	2	2	1	1
Civil Support	VS	33	59	59	35	24
<b>Adult Total</b>		<b>117</b>	<b>273</b>	<b>273</b>	<b>110</b>	<b>162</b>
<b><u>Juvenile</u></b>						
Abuse or Neglect	AN	1	17	17	6	11
Non-Family Abuse Prot Order	AP	0	1	1	1	-
Custody Relief	CR	0	1	1	1	-
Child in Need of Services	CS	1	1	1	0	1
Custody Visitation	CV	131	243	243	94	149
Felony	DF	0	4	4	1	3
Misdemeanor	DM	9	37	37	20	17
Entrustment	ET	2	2	2	2	-
Foster Care Review	FC	7	7	7	7	-
Initial Foster Care	IF	2	2	2	2	-
Permanency	PH	4	9	9	6	3
Petition	PT	1	1	1	1	-
Remand Custody	RC	3	3	3	3	-
Child at Risk	RI	4	8	8	0	8
Remand Visitation	RV	3	3	3	3	-
Traffic	T	15	14	21	13	8
Term Parental Rights	TP	2	6	6	2	4
Truancy	TR	0	2	2	1	1
<b>Juvenile Total</b>		<b>185</b>	<b>361</b>	<b>368</b>	<b>163</b>	<b>205</b>
<b>Fauquier Totals</b>		<b>302</b>	<b>634</b>	<b>641</b>	<b>273</b>	<b>367</b>



**CASELOAD STATISTICS OF THE JUVENILE & DOMESTIC RELATIONS COURTS**

**Loudoun**

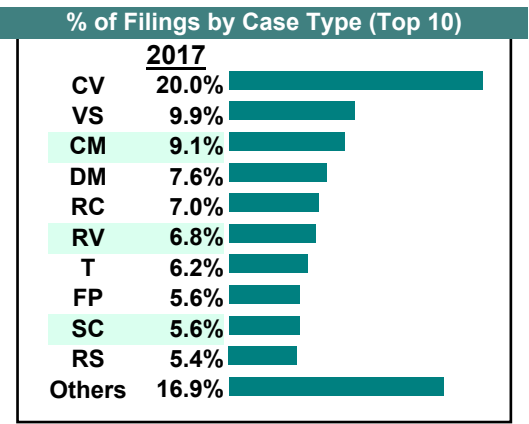
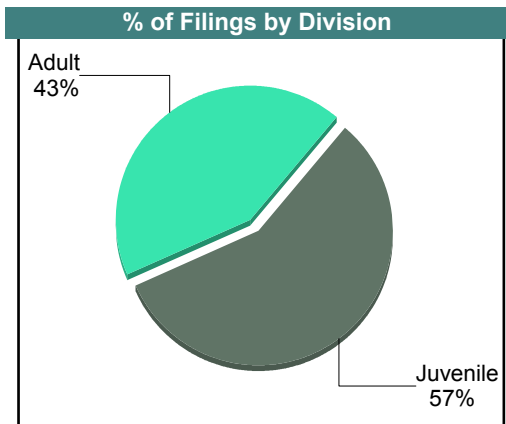

District: 20

December 2017

		<u>Filings</u>	<u>Hearings</u>	<u>Transactions</u>	<u>Concluded</u>	<u>Cont</u>
<b>Adult</b>						
Non-Family Abuse Prot Order	AP	1	7	7	4	3
Capias	CA	18	27	27	9	15
Felony	CF	16	69	71	14	57
Misdemeanor	CM	44	221	221	43	178
Crim Support	CS	0	1	1	0	1
Family Abuse - Prot Order	FP	27	61	61	32	29
Motion - Prot Order	MP	1	1	1	1	-
Other	OT	1	1	1	1	-
Violation of PO	PV	1	1	1	1	-
Remand Support	RS	26	26	26	26	-
Show Cause	SC	25	72	72	35	37
Civil Support	VS	48	103	103	58	45
<b>Adult Total</b>		<b>208</b>	<b>590</b>	<b>592</b>	<b>224</b>	<b>365</b>

<b>Juvenile</b>						
Abuse or Neglect	AN	1	10	10	2	8
Capias	CA	0	1	1	0	1
Child in Need of Services	CS	3	5	5	2	3
Custody Visitation	CV	97	306	306	153	153
Felony	DF	18	93	93	19	74
Misdemeanor	DM	37	131	131	39	92
Foster Care Review	FC	4	4	4	4	-
Permanency	PH	4	8	8	1	7
Petition	PT	0	2	2	1	1
Remand Custody	RC	34	34	34	34	-
Remand Visitation	RV	33	33	33	31	-
Show Cause	SC	2	5	5	3	2
Status	ST	11	20	20	6	14
Traffic	T	30	50	52	27	25
Term Parental Rights	TP	3	12	12	2	10
Truancy	TR	0	6	6	3	3
<b>Juvenile Total</b>		<b>277</b>	<b>720</b>	<b>722</b>	<b>327</b>	<b>393</b>

<b>Loudoun Totals</b>		<b>485</b>	<b>1,310</b>	<b>1,314</b>	<b>551</b>	<b>758</b>
-----------------------	--	------------	--------------	--------------	------------	------------



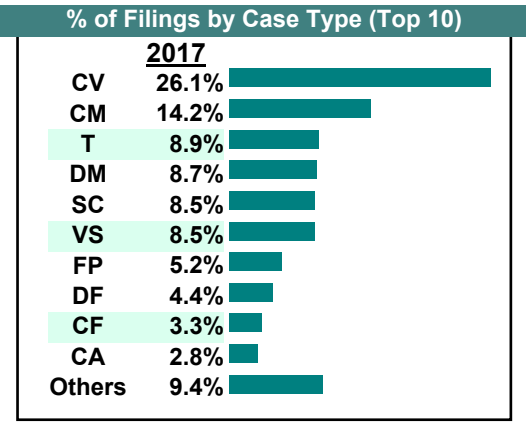
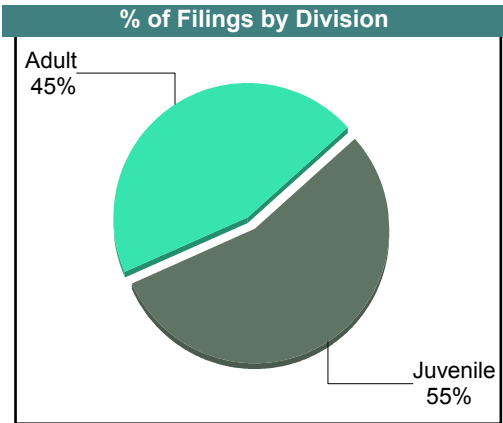

**CASELOAD STATISTICS OF THE JUVENILE & DOMESTIC RELATIONS COURTS**

November 2017

**Loudoun**

District: 20

		<u>Filings</u>	<u>Hearings</u>	<u>Transactions</u>	<u>Concluded</u>	<u>Cont</u>
<b><u>Adult</u></b>						
Non-Family Abuse Prot Order	AP	2	3	3	0	3
Capias	CA	13	50	50	26	24
Felony	CF	15	99	99	30	69
Misdemeanor	CM	65	291	291	76	215
Family Abuse - Prot Order	FP	23	64	64	27	37
Motion - Prot Order	MP	7	7	7	7	-
Violation of PO	PV	5	5	5	5	-
Remand Support	RS	1	1	1	1	-
Show Cause	SC	37	99	99	41	58
Civil Support	VS	39	122	122	71	51
<b>Adult Total</b>		<b>207</b>	<b>741</b>	<b>741</b>	<b>284</b>	<b>457</b>
<b><u>Juvenile</u></b>						
Abuse or Neglect	AN	5	10	10	3	7
Non-Family Abuse Prot Order	AP	1	4	4	4	-
Capias	CA	0	4	4	3	1
Child in Need of Services	CS	0	3	3	2	1
Custody Visitation	CV	120	368	368	177	191
Felony	DF	20	116	116	20	96
Misdemeanor	DM	40	190	190	69	121
Foster Care Review	FC	4	5	5	3	2
Family Abuse - Prot Order	FP	1	2	2	2	-
Juv Support	JS	0	1	1	0	1
Permanency	PH	4	4	4	4	-
Show Cause	SC	2	9	9	3	6
Status	ST	9	13	13	2	11
Traffic	T	41	78	84	46	38
Term Parental Rights	TP	5	5	5	3	2
Truancy	TR	0	3	3	2	1
<b>Juvenile Total</b>		<b>252</b>	<b>815</b>	<b>821</b>	<b>343</b>	<b>478</b>
<b>Loudoun Totals</b>		<b>459</b>	<b>1,556</b>	<b>1,562</b>	<b>627</b>	<b>935</b>



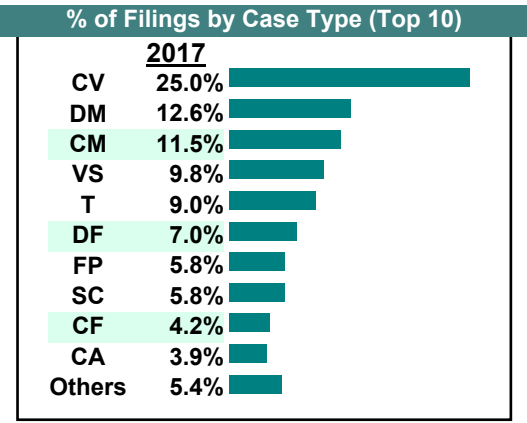
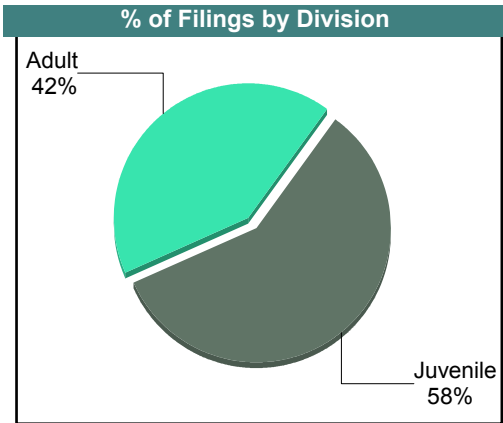
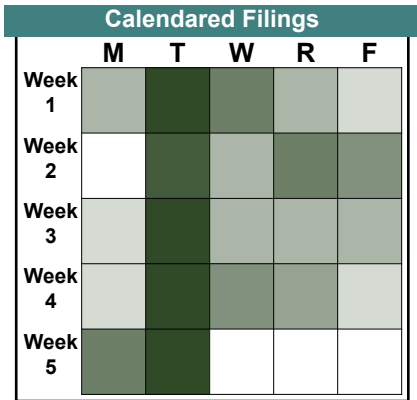
**CASELOAD STATISTICS OF THE JUVENILE & DOMESTIC RELATIONS COURTS**

October 2017

**Loudoun**

District: 20

		<u>Filings</u>	<u>Hearings</u>	<u>Transactions</u>	<u>Concluded</u>	<u>Cont</u>
<b><u>Adult</u></b>						
Non-Family Abuse Prot Order	AP	1	2	2	1	1
Capias	CA	21	49	49	22	27
Felony	CF	25	100	104	21	83
Misdemeanor	CM	68	270	270	68	202
Crim Support	CS	0	1	1	0	1
Family Abuse - Prot Order	FP	34	84	84	32	52
Motion - Prot Order	MP	1	1	1	1	-
Violation of PO	PV	3	3	3	3	-
Remand Support	RS	1	1	1	1	-
Show Cause	SC	33	98	98	50	48
Civil Support	VS	58	146	146	58	88
<b>Adult Total</b>		<b>245</b>	<b>755</b>	<b>759</b>	<b>257</b>	<b>502</b>
<b><u>Juvenile</u></b>						
Abuse or Neglect	AN	3	10	10	5	5
Non-Family Abuse Prot Order	AP	1	4	4	3	1
Capias	CA	2	7	7	1	6
Child in Need of Services	CS	0	5	5	3	2
Custody Visitation	CV	147	385	385	114	271
Felony	DF	41	173	173	24	149
Misdemeanor	DM	74	261	261	66	195
Entrustment	ET	1	1	1	1	-
Foster Care Review	FC	7	11	11	7	4
Family Abuse - Prot Order	FP	0	1	1	0	1
Initial Foster Care	IF	2	2	2	2	-
Juv Support	JS	1	1	1	1	-
Permanency	PH	3	3	3	2	1
Petition	PT	0	1	1	0	1
Remand Custody	RC	1	1	1	1	-
Remand Visitation	RV	1	1	1	1	-
Show Cause	SC	1	8	8	2	6
Status	ST	4	9	9	3	6
Traffic	T	53	78	82	40	42
Term Parental Rights	TP	2	2	2	0	2
Truancy	TR	0	7	7	4	3
<b>Juvenile Total</b>		<b>344</b>	<b>971</b>	<b>975</b>	<b>280</b>	<b>695</b>
<b>Loudoun Totals</b>		<b>589</b>	<b>1,726</b>	<b>1,734</b>	<b>537</b>	<b>1,197</b>





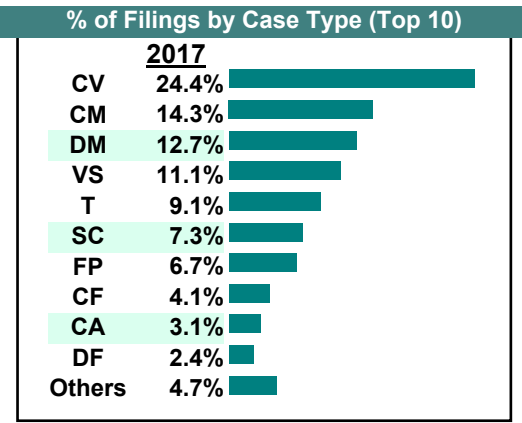
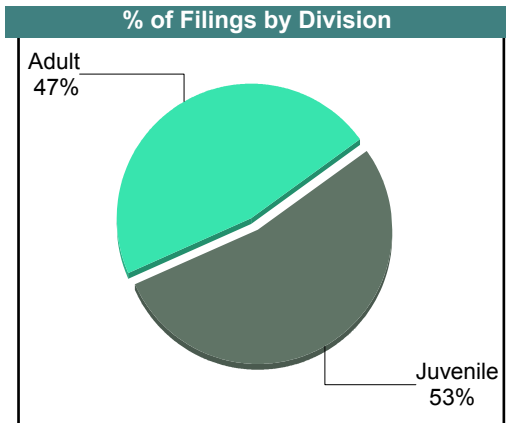
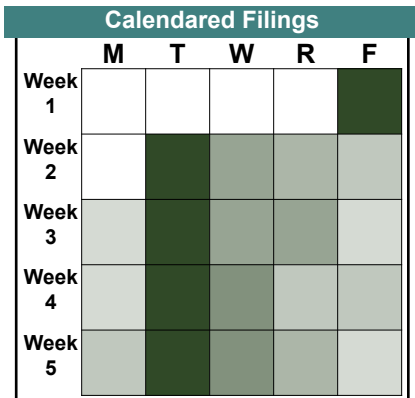
**CASELOAD STATISTICS OF THE JUVENILE & DOMESTIC RELATIONS COURTS**

September 2017

**Loudoun**

District: 20

		<u>Filings</u>	<u>Hearings</u>	<u>Transactions</u>	<u>Concluded</u>	<u>Cont</u>
<b><u>Adult</u></b>						
Non-Family Abuse Prot Order	AP	1	3	3	2	1
Capias	CA	16	34	34	6	28
Felony	CF	25	126	127	28	99
Misdemeanor	CM	88	304	304	69	235
Crim Support	CS	1	1	1	0	1
Family Abuse - Prot Order	FP	41	81	81	41	40
Motion - Prot Order	MP	1	1	1	1	-
Other	OT	2	2	2	2	-
Violation of PO	PV	3	3	3	3	-
Show Cause	SC	41	103	103	44	59
Civil Support	VS	68	158	158	70	88
<b>Adult Total</b>		<b>287</b>	<b>816</b>	<b>817</b>	<b>266</b>	<b>551</b>
<b><u>Juvenile</u></b>						
Abuse or Neglect	AN	1	8	8	1	7
Capias	CA	3	7	7	3	4
Child in Need of Services	CS	0	1	1	0	1
Custody Visitation	CV	150	412	412	180	232
Felony	DF	15	122	122	29	93
Misdemeanor	DM	78	208	208	54	154
Foster Care Review	FC	8	9	9	7	2
Family Abuse - Prot Order	FP	0	1	1	0	1
Juv Support	JS	0	1	1	0	1
Motion - Prot Order	MP	0	1	1	1	-
Permanency	PH	3	3	3	2	1
Remand Custody	RC	1	1	1	1	-
Show Cause	SC	4	8	8	1	7
Status	ST	3	3	3	1	2
Traffic	T	56	77	83	39	44
Term Parental Rights	TP	4	6	6	2	4
Truancy	TR	0	12	12	4	8
Voluntary Continuing Services Agreement	VA	1	1	1	1	-
<b>Juvenile Total</b>		<b>327</b>	<b>881</b>	<b>887</b>	<b>326</b>	<b>561</b>
<b>Loudoun Totals</b>		<b>614</b>	<b>1,697</b>	<b>1,704</b>	<b>592</b>	<b>1,112</b>



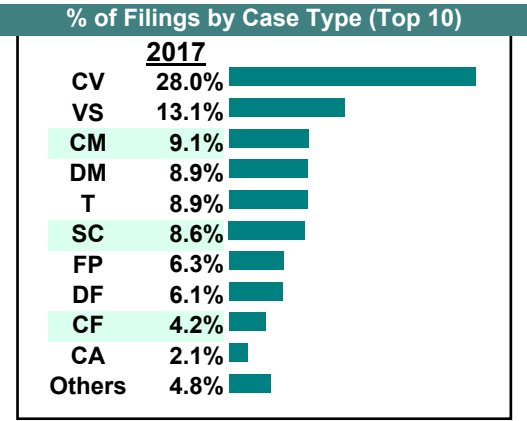
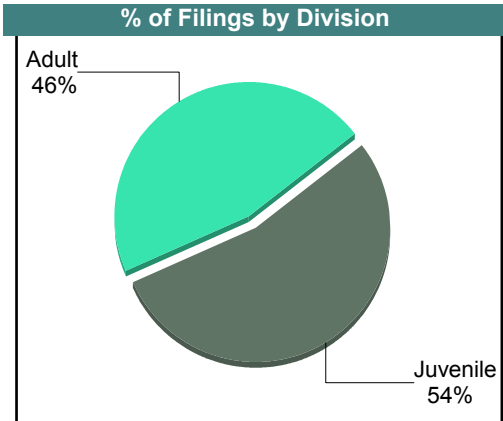
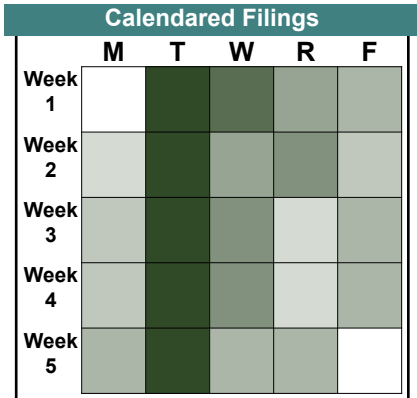
**CASELOAD STATISTICS OF THE JUVENILE & DOMESTIC RELATIONS COURTS**

**Loudoun**

District: 20

August 2017

		<u>Filings</u>	<u>Hearings</u>	<u>Transactions</u>	<u>Concluded</u>	<u>Cont</u>
<b><u>Adult</u></b>						
Non-Family Abuse Prot Order	AP	5	9	9	3	6
Capias	CA	12	47	47	17	30
Felony	CF	28	125	125	14	111
Misdemeanor	CM	61	271	271	64	207
Family Abuse - Prot Order	FP	41	84	84	36	48
Motion - Prot Order	MP	5	5	5	4	1
Violation of PO	PV	3	3	3	3	-
Remand Support	RS	9	9	9	9	-
Show Cause	SC	57	153	153	47	106
Civil Support	VS	88	189	189	69	120
<b>Adult Total</b>		<b>309</b>	<b>895</b>	<b>895</b>	<b>266</b>	<b>629</b>
<b><u>Juvenile</u></b>						
Abuse or Neglect	AN	3	7	7	0	7
Non-Family Abuse Prot Order	AP	0	1	1	1	-
Capias	CA	2	3	3	0	3
Child in Need of Services	CS	1	7	7	1	6
Custody Visitation	CV	188	474	474	135	339
Felony	DF	41	162	162	19	143
Misdemeanor	DM	60	190	190	75	115
Foster Care Review	FC	2	2	2	2	-
Family Abuse - Prot Order	FP	1	1	1	0	1
Initial Foster Care	IF	1	1	1	1	-
Juv Support	JS	0	1	1	0	1
Petition	PT	0	1	1	0	1
Remand Custody	RC	1	1	1	1	-
Remand Visitation	RV	1	1	1	1	-
Show Cause	SC	1	7	7	1	6
Status	ST	0	1	1	1	-
Traffic	T	60	89	95	52	43
Truancy	TR	0	21	21	2	19
Voluntary Continuing Services Agreement	VA	1	1	1	1	-
<b>Juvenile Total</b>		<b>363</b>	<b>971</b>	<b>977</b>	<b>293</b>	<b>684</b>
<b>Loudoun Totals</b>		<b>672</b>	<b>1,866</b>	<b>1,872</b>	<b>559</b>	<b>1,313</b>



# CASELOAD STATISTICS OF THE JUVENILE & DOMESTIC RELATIONS COURTS

July 2017

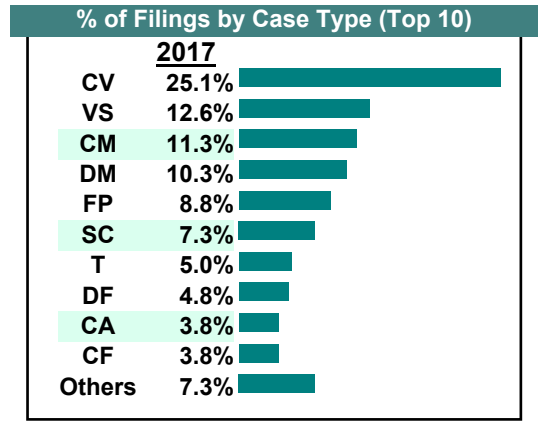
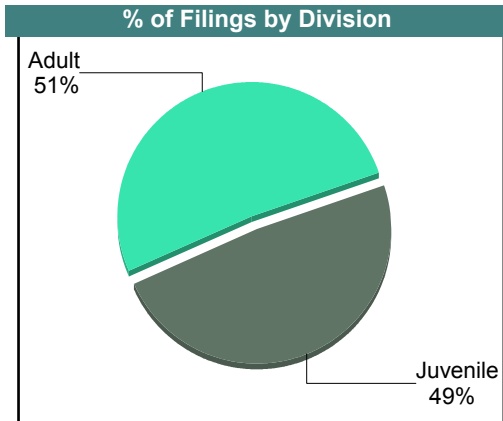
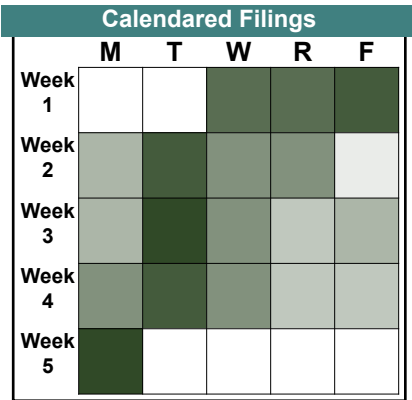
Loudoun

District: 20

		<u>Filings</u>	<u>Hearings</u>	<u>Transactions</u>	<u>Concluded</u>	<u>Cont</u>
<b>Adult</b>						
Non-Family Abuse Prot Order	AP	1	2	2	1	1
Capias	CA	15	31	31	10	21
Felony	CF	15	74	75	8	67
Misdemeanor	CM	45	230	230	50	180
Family Abuse - Prot Order	FP	35	64	64	26	38
Motion - Prot Order	MP	2	2	2	2	-
Violation of PO	PV	3	3	3	3	-
Remand Support	RS	10	10	10	10	-
Show Cause	SC	27	69	69	27	42
SL/Other	SL	1	1	1	1	-
Civil Support	VS	50	111	111	48	63
<b>Adult Total</b>		<b>204</b>	<b>597</b>	<b>598</b>	<b>186</b>	<b>412</b>

<b>Juvenile</b>						
Abuse or Neglect	AN	0	2	2	0	2
Non-Family Abuse Prot Order	AP	1	2	2	0	2
Child in Need of Services	CS	1	4	4	1	3
Custody Visitation	CV	100	270	270	142	128
Felony	DF	19	78	78	8	70
Misdemeanor	DM	41	202	202	51	151
Foster Care Review	FC	6	6	6	6	-
Permanency	PH	1	1	1	1	-
Petition	PT	0	2	2	0	2
Show Cause	SC	2	3	3	2	1
Status	ST	1	5	5	1	4
Traffic	T	20	48	50	26	24
Truancy	TR	2	16	16	0	16
<b>Juvenile Total</b>		<b>194</b>	<b>639</b>	<b>641</b>	<b>238</b>	<b>403</b>

<b>Loudoun Totals</b>		<b>398</b>	<b>1,236</b>	<b>1,239</b>	<b>424</b>	<b>815</b>
-----------------------	--	------------	--------------	--------------	------------	------------



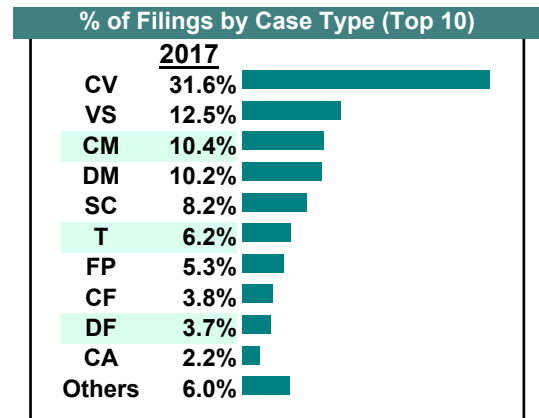
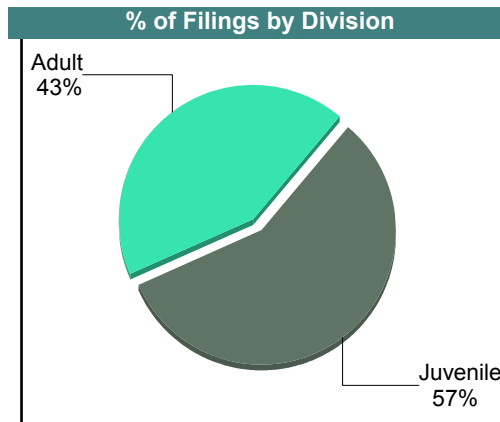
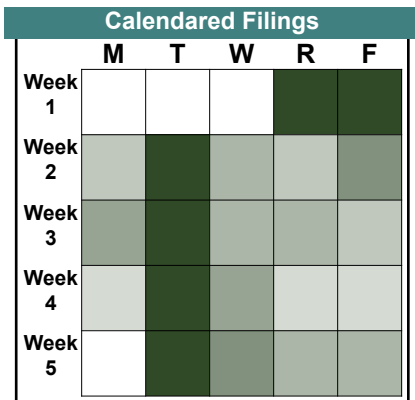
# CASELOAD STATISTICS OF THE JUVENILE & DOMESTIC RELATIONS COURTS

June 2017

Loudoun

District: 20

		<u>Filings</u>	<u>Hearings</u>	<u>Transactions</u>	<u>Concluded</u>	<u>Cont</u>
<b>Adult</b>						
Non-Family Abuse Prot Order	AP	2	9	9	6	3
Capias	CA	13	35	35	18	17
Felony	CF	23	85	86	26	60
Misdemeanor	CM	62	256	256	61	195
Family Abuse - Prot Order	FP	32	67	67	34	33
Motion - Prot Order	MP	4	4	4	4	-
Show Cause	SC	45	102	102	43	58
Civil Support	VS	75	161	161	78	82
<b>Adult Total</b>		<b>256</b>	<b>719</b>	<b>720</b>	<b>270</b>	<b>448</b>
<b>Juvenile</b>						
Abuse or Neglect	AN	1	6	6	4	2
Non-Family Abuse Prot Order	AP	0	2	2	2	-
Capias	CA	0	1	1	1	-
Child in Need of Services	CS	2	3	3	0	3
Custody Visitation	CV	189	455	455	195	260
Felony	DF	22	124	124	32	92
Misdemeanor	DM	61	216	216	64	152
Entrustment	ET	2	4	4	4	-
Foster Care Review	FC	2	2	2	2	-
Initial Foster Care	IF	5	5	5	5	-
Juv Support	JS	0	1	1	0	1
Permanency	PH	4	10	10	8	2
Child at Risk	RI	1	1	1	1	-
Show Cause	SC	4	9	9	3	6
Status	ST	3	5	5	4	1
Traffic	T	37	55	61	29	32
Term Parental Rights	TP	3	7	7	7	-
Truancy	TR	3	17	17	9	8
Voluntary Continuing Services Agreement	VA	4	4	4	4	-
<b>Juvenile Total</b>		<b>343</b>	<b>927</b>	<b>933</b>	<b>374</b>	<b>559</b>
<b>Loudoun Totals</b>		<b>599</b>	<b>1,646</b>	<b>1,653</b>	<b>644</b>	<b>1,007</b>



**CASELOAD STATISTICS OF THE JUVENILE & DOMESTIC RELATIONS COURTS**

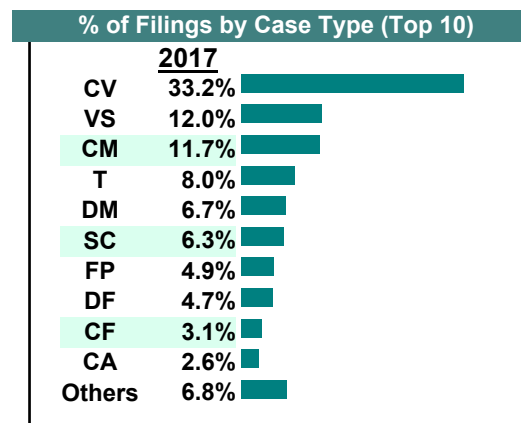
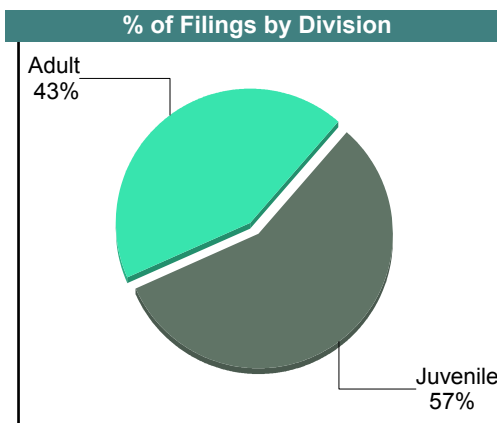
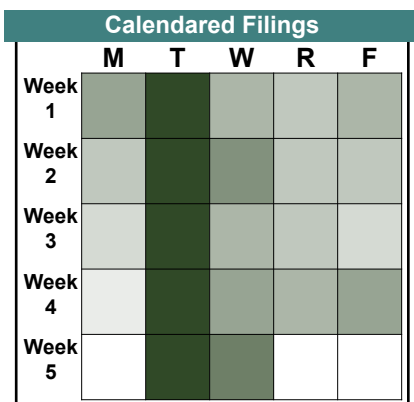
May 2017

**Loudoun**

District: 20

		<u>Filings</u>	<u>Hearings</u>	<u>Transactions</u>	<u>Concluded</u>	<u>Cont</u>
<b>Adult</b>						
Non-Family Abuse Prot Order	AP	4	5	5	1	4
Capias	CA	15	52	52	15	37
Felony	CF	19	72	75	20	55
Misdemeanor	CM	72	283	283	72	211
Family Abuse - Prot Order	FP	30	64	64	30	34
Motion - Prot Order	MP	5	6	6	6	-
Violation of PO	PV	3	3	3	3	-
Remand Support	RS	1	1	1	1	-
Show Cause	SC	39	102	102	42	60
SL/Other	SL	2	2	2	2	-
Civil Support	VS	74	139	139	64	75
<b>Adult Total</b>		<b>264</b>	<b>729</b>	<b>732</b>	<b>256</b>	<b>476</b>

		<u>Filings</u>	<u>Hearings</u>	<u>Transactions</u>	<u>Concluded</u>	<u>Cont</u>
<b>Juvenile</b>						
Abuse or Neglect	AN	3	10	10	3	7
Non-Family Abuse Prot Order	AP	2	5	5	0	5
Capias	CA	1	1	1	0	1
Child in Need of Services	CS	2	2	2	1	1
Custody Visitation	CV	204	460	460	142	318
Felony	DF	29	144	144	29	115
Misdemeanor	DM	41	238	238	61	177
Foster Care Review	FC	5	5	5	5	-
Initial Foster Care	IF	1	1	1	1	-
Motion - Prot Order	MP	0	2	2	0	2
Permanency	PH	2	8	8	7	1
Remand Custody	RC	1	1	1	1	-
Child at Risk	RI	2	4	4	2	2
Remand Visitation	RV	1	1	1	1	-
Show Cause	SC	0	6	6	5	1
Status	ST	2	4	4	3	1
Traffic	T	49	75	79	34	45
Term Parental Rights	TP	4	12	12	10	2
Truancy	TR	1	19	19	3	16
Voluntary Continuing Services Agreement	VA	1	1	1	1	-
<b>Juvenile Total</b>		<b>351</b>	<b>999</b>	<b>1,003</b>	<b>309</b>	<b>694</b>
<b>Loudoun Totals</b>		<b>615</b>	<b>1,728</b>	<b>1,735</b>	<b>565</b>	<b>1,170</b>



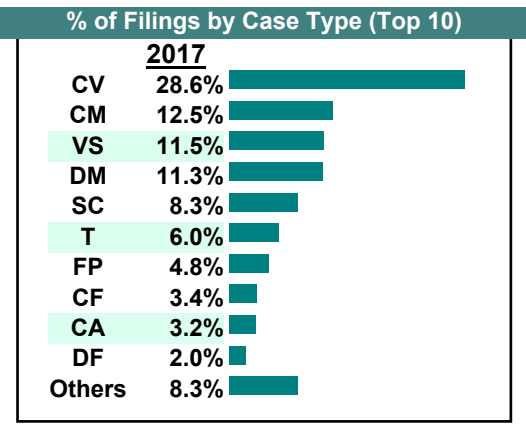
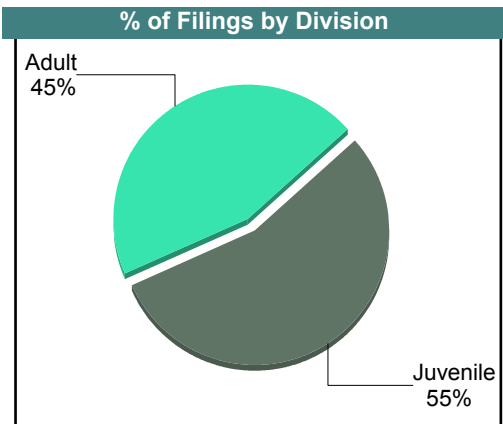
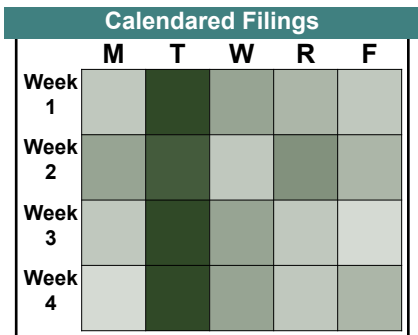
**CASELOAD STATISTICS OF THE JUVENILE & DOMESTIC RELATIONS COURTS**

**Loudoun**

District: 20

April 2017

		<u>Filings</u>	<u>Hearings</u>	<u>Transactions</u>	<u>Concluded</u>	<u>Cont</u>
<b><u>Adult</u></b>						
Non-Family Abuse Prot Order	AP	1	4	4	2	2
Capias	CA	16	42	42	15	27
Felony	CF	17	65	66	10	56
Misdemeanor	CM	63	214	214	56	158
Family Abuse - Prot Order	FP	24	49	49	26	23
Motion - Prot Order	MP	6	6	6	5	1
Violation of PO	PV	1	1	1	1	-
Show Cause	SC	39	109	109	45	64
SL/Other	SL	2	2	2	2	-
Civil Support	VS	58	141	141	73	68
<b>Adult Total</b>		<b>227</b>	<b>633</b>	<b>634</b>	<b>235</b>	<b>399</b>
<b><u>Juvenile</u></b>						
Abuse or Neglect	AN	4	10	10	1	9
Non-Family Abuse Prot Order	AP	2	7	7	1	6
Capias	CA	0	2	2	1	1
Child in Need of Services	CS	0	2	2	0	2
Custody Visitation	CV	144	394	394	184	210
Felony	DF	10	145	147	22	125
Misdemeanor	DM	57	250	250	53	197
Entrustment	ET	2	2	2	0	2
Initial Foster Care	IF	1	1	1	1	-
Juv Support	JS	0	1	1	0	1
Permanency	PH	7	10	10	2	8
Show Cause	SC	3	11	11	2	9
Status	ST	2	6	6	3	3
Traffic	T	30	63	66	36	30
Term Parental Rights	TP	9	15	15	5	10
Truancy	TR	4	27	27	3	24
Voluntary Continuing Services Agreement	VA	1	1	1	1	-
<b>Juvenile Total</b>		<b>276</b>	<b>947</b>	<b>952</b>	<b>315</b>	<b>637</b>
<b>Loudoun Totals</b>		<b>503</b>	<b>1,580</b>	<b>1,586</b>	<b>550</b>	<b>1,036</b>



# CASELOAD STATISTICS OF THE JUVENILE & DOMESTIC RELATIONS COURTS

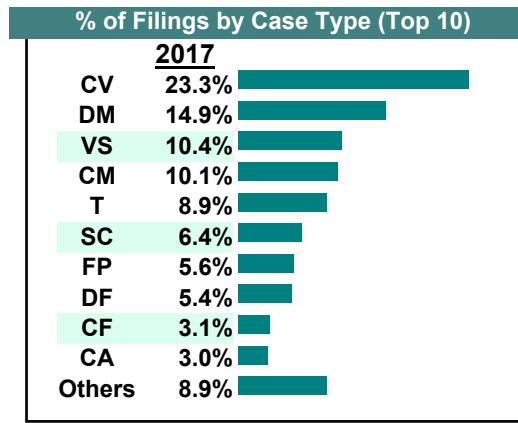
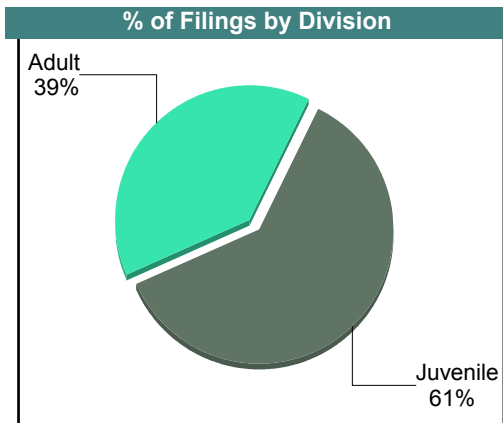

Loudoun

District: 20

March 2017

		Filings	Hearings	Transactions	Concluded	Cont
<b>Adult</b>						
Non-Family Abuse Prot Order	AP	1	3	3	1	2
Capias	CA	17	43	43	14	29
Felony	CF	19	82	84	20	64
Misdemeanor	CM	61	296	296	76	220
Crim Support	CS	1	1	1	1	-
Family Abuse - Prot Order	FP	34	72	72	34	38
Motion - Prot Order	MP	6	6	6	6	-
Violation of PO	PV	2	2	2	2	-
Remand Support	RS	1	1	1	1	-
Show Cause	SC	31	104	104	40	64
SL/Other	SL	0	1	1	1	-
Civil Support	VS	63	150	150	70	80
<b>Adult Total</b>		<b>236</b>	<b>761</b>	<b>763</b>	<b>266</b>	<b>497</b>

<b>Juvenile</b>						
Abuse or Neglect	AN	1	14	14	6	8
Non-Family Abuse Prot Order	AP	4	4	4	0	4
Capias	CA	1	1	1	0	1
Child in Need of Services	CS	3	6	6	2	4
Custody Visitation	CV	141	476	476	206	270
Felony	DF	33	212	212	41	171
Misdemeanor	DM	90	357	357	92	265
Foster Care Review	FC	1	1	1	1	-
Initial Foster Care	IF	4	4	4	4	-
Juv Support	JS	0	1	1	0	1
Motion - Prot Order	MP	0	1	1	0	1
Permanency	PH	8	10	10	4	6
Petition	PT	0	4	4	2	2
Show Cause	SC	8	12	12	5	7
Status	ST	2	3	3	0	3
Traffic	T	54	79	84	46	38
Term Parental Rights	TP	4	8	8	0	8
Truancy	TR	16	37	37	8	29
<b>Juvenile Total</b>		<b>370</b>	<b>1,230</b>	<b>1,235</b>	<b>417</b>	<b>818</b>
<b>Loudoun Totals</b>		<b>606</b>	<b>1,991</b>	<b>1,998</b>	<b>683</b>	<b>1,315</b>



**CASELOAD STATISTICS OF THE JUVENILE & DOMESTIC RELATIONS COURTS**

February 2017

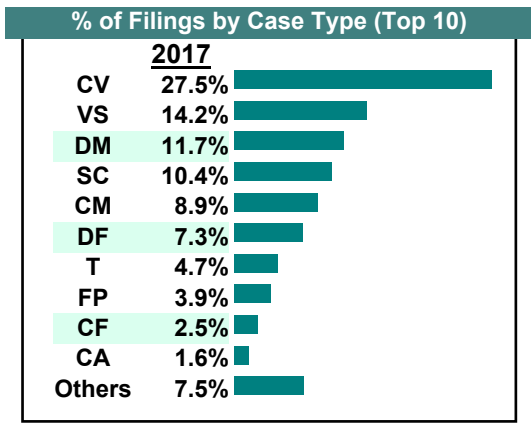
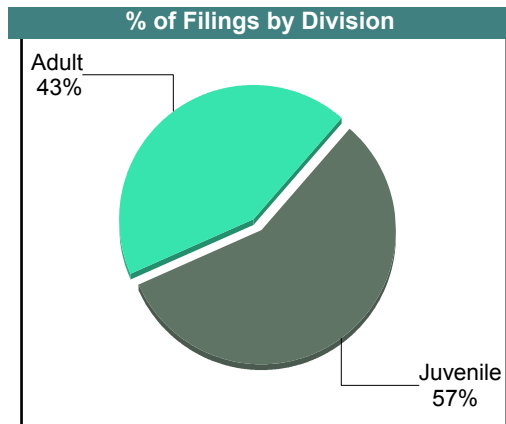

**Loudoun**

District: 20

		<u>Filings</u>	<u>Hearings</u>	<u>Transactions</u>	<u>Concluded</u>	<u>Cont</u>
<b><u>Adult</u></b>						
Non-Family Abuse Prot Order	AP	2	2	2	0	2
Capias	CA	10	29	29	11	18
Felony	CF	16	77	77	19	58
Misdemeanor	CM	57	259	259	68	191
Family Abuse - Prot Order	FP	25	54	54	24	30
Motion - Prot Order	MP	7	7	7	7	-
Other	OT	2	2	2	2	-
Violation of PO	PV	5	5	5	5	-
Show Cause	SC	62	138	138	54	84
SL/Other	SL	0	1	1	1	-
Civil Support	VS	91	173	173	92	81
<b>Adult Total</b>		<b>277</b>	<b>747</b>	<b>747</b>	<b>283</b>	<b>464</b>

<b><u>Juvenile</u></b>						
Abuse or Neglect	AN	3	10	10	1	9
Child in Need of Services	CS	1	3	3	2	1
Custody Visitation	CV	177	514	514	187	327
Felony	DF	47	208	208	16	192
Misdemeanor	DM	75	281	281	63	218
Entrustment	ET	4	4	4	4	-
Foster Care Review	FC	4	4	4	4	-
Initial Foster Care	IF	5	5	5	5	-
Motion - Prot Order	MP	3	3	3	2	1
Permanency	PH	1	1	1	1	-
Petition	PT	2	3	3	0	3
Show Cause	SC	5	9	9	5	4
Status	ST	1	2	2	1	1
Traffic	T	30	64	67	35	32
Truancy	TR	7	20	20	3	17
Voluntary Continuing Services Agreement	VA	1	1	1	1	-
<b>Juvenile Total</b>		<b>366</b>	<b>1,132</b>	<b>1,135</b>	<b>330</b>	<b>805</b>

<b>Loudoun Totals</b>		<b>643</b>	<b>1,879</b>	<b>1,882</b>	<b>613</b>	<b>1,269</b>
-----------------------	--	------------	--------------	--------------	------------	--------------





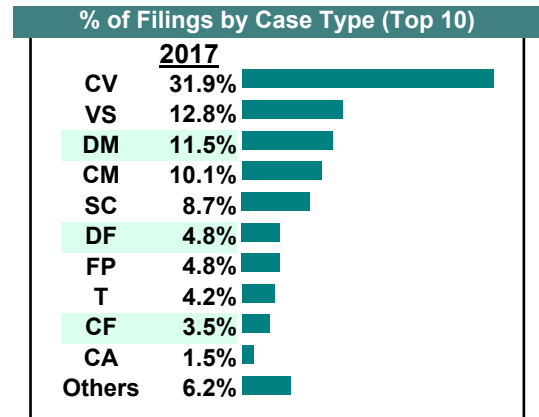
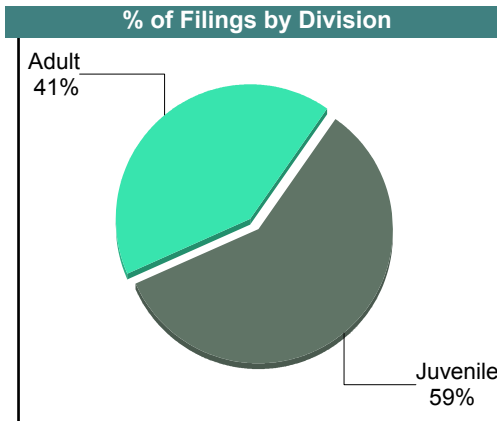
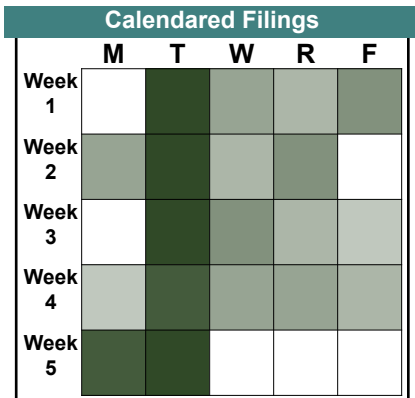
**CASELOAD STATISTICS OF THE JUVENILE & DOMESTIC RELATIONS COURTS**

January 2017

**Loudoun**

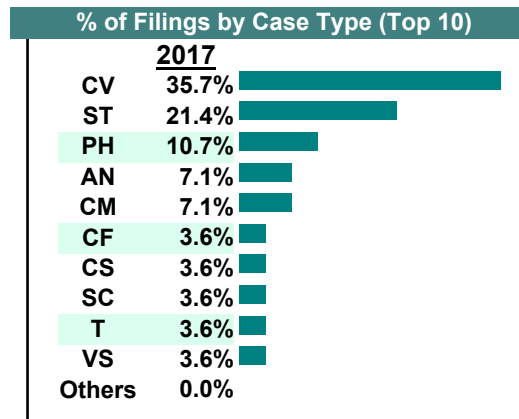
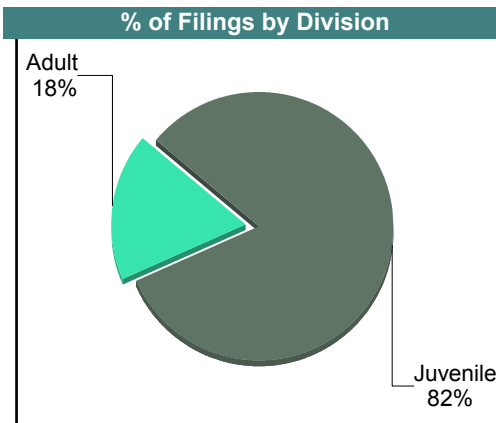
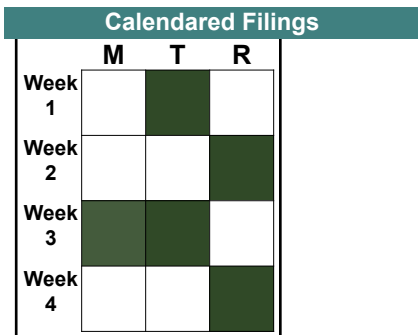
District: 20

		<u>Filings</u>	<u>Hearings</u>	<u>Transactions</u>	<u>Concluded</u>	<u>Cont</u>
<b><u>Adult</u></b>						
Non-Family Abuse Prot Order	AP	0	3	3	3	-
Capias	CA	9	28	28	8	20
Felony	CF	21	83	86	21	65
Misdemeanor	CM	61	254	254	82	172
Family Abuse - Prot Order	FP	29	52	52	23	29
Violation of PO	PV	1	1	1	1	-
Remand Support	RS	2	2	2	2	-
Show Cause	SC	49	120	120	49	71
SL/Other	SL	0	1	1	0	1
Civil Support	VS	77	166	166	85	81
<b>Adult Total</b>		<b>249</b>	<b>710</b>	<b>713</b>	<b>274</b>	<b>439</b>
<b><u>Juvenile</u></b>						
Abuse or Neglect	AN	5	11	11	1	10
Non-Family Abuse Prot Order	AP	0	2	2	2	-
Capias	CA	0	1	1	1	-
Child in Need of Services	CS	1	2	2	0	2
Custody Visitation	CV	192	512	512	193	319
Felony	DF	29	164	164	19	145
Misdemeanor	DM	69	269	269	64	205
Foster Care Review	FC	3	3	3	3	-
Initial Foster Care	IF	1	1	1	1	-
Juv Support	JS	0	1	1	0	1
Motion - Prot Order	MP	1	1	1	1	-
Permanency	PH	5	11	11	8	3
Remand Custody	RC	4	4	4	4	-
Remand Visitation	RV	2	2	2	2	-
Show Cause	SC	3	8	8	2	6
Status	ST	4	5	5	3	2
Traffic	T	25	50	55	27	28
Term Parental Rights	TP	0	14	14	3	11
Truancy	TR	8	14	14	3	11
<b>Juvenile Total</b>		<b>352</b>	<b>1,075</b>	<b>1,080</b>	<b>337</b>	<b>743</b>
<b>Loudoun Totals</b>		<b>601</b>	<b>1,785</b>	<b>1,793</b>	<b>611</b>	<b>1,182</b>




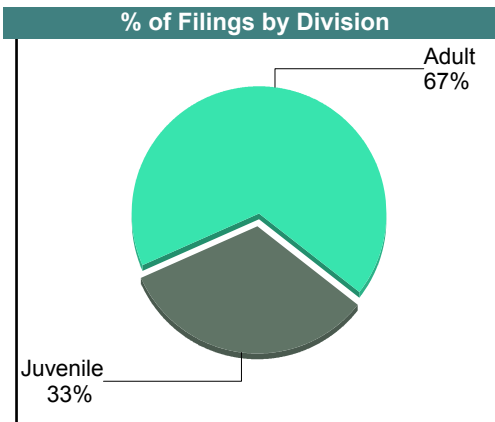

December 2017

		<u>Filings</u>	<u>Hearings</u>	<u>Transactions</u>	<u>Concluded</u>	<u>Cont</u>
<b>Adult</b>						
Felony	CF	1	4	4	0	4
Misdemeanor	CM	2	12	12	2	10
Family Abuse - Prot Order	FP	0	2	2	2	-
Show Cause	SC	1	2	2	0	2
Civil Support	VS	1	1	1	1	-
<b>Adult Total</b>		<b>5</b>	<b>21</b>	<b>21</b>	<b>5</b>	<b>16</b>
<b>Juvenile</b>						
Abuse or Neglect	AN	2	5	5	2	3
Child in Need of Services	CS	1	2	2	1	1
Custody Visitation	CV	10	22	22	6	16
Misdemeanor	DM	0	2	2	2	-
Permanency	PH	3	3	3	3	-
Status	ST	6	6	6	6	-
Traffic	T	1	0	1	1	-
Truancy	TR	0	3	3	1	2
<b>Juvenile Total</b>		<b>23</b>	<b>43</b>	<b>44</b>	<b>22</b>	<b>22</b>
<b>Rappahannock Totals</b>		<b>28</b>	<b>64</b>	<b>65</b>	<b>27</b>	<b>38</b>



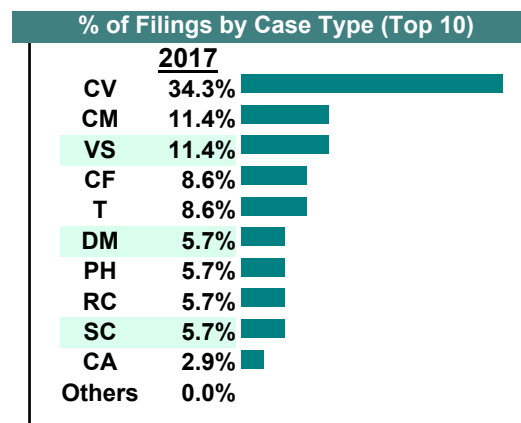
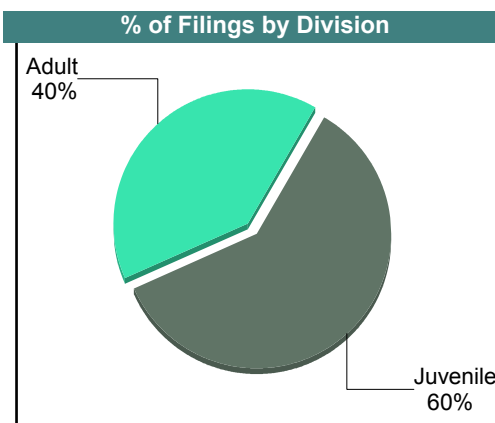
November 2017

		Filings	Hearings	Transactions	Concluded	Cont
<b>Adult</b>						
Capias	CA	2	6	6	2	4
Felony	CF	12	15	15	12	3
Misdemeanor	CM	3	10	10	4	6
Family Abuse - Prot Order	FP	2	2	2	0	2
Motion - Prot Order	MP	1	1	1	1	-
Show Cause	SC	5	13	13	6	7
Civil Support	VS	10	11	11	10	1
<b>Adult Total</b>		<b>35</b>	<b>58</b>	<b>58</b>	<b>35</b>	<b>23</b>
<b>Juvenile</b>						
Abuse or Neglect	AN	1	3	3	0	3
Custody Visitation	CV	8	9	9	5	4
Felony	DF	0	1	1	0	1
Misdemeanor	DM	1	9	9	5	4
Foster Care Review	FC	1	1	1	1	-
Status	ST	0	1	1	1	-
Traffic	T	6	4	7	4	3
Truancy	TR	0	1	1	0	1
Voluntary Continuing Services Agreement	VA	0	1	1	1	-
<b>Juvenile Total</b>		<b>17</b>	<b>30</b>	<b>33</b>	<b>17</b>	<b>16</b>
<b>Rappahannock Totals</b>		<b>52</b>	<b>88</b>	<b>91</b>	<b>52</b>	<b>39</b>



		<u>Filings</u>	<u>Hearings</u>	<u>Transactions</u>	<u>Concluded</u>	<u>Cont</u>
<b>Adult</b>						
Capias	CA	1	5	5	3	2
Felony	CF	3	3	3	0	3
Misdemeanor	CM	4	10	10	5	5
Show Cause	SC	2	6	6	5	1
Civil Support	VS	4	5	5	5	-
<b>Adult Total</b>		<b>14</b>	<b>29</b>	<b>29</b>	<b>18</b>	<b>11</b>
<b>Juvenile</b>						
Custody Visitation	CV	12	16	16	16	-
Misdemeanor	DM	2	4	4	3	1
Permanency	PH	2	3	3	2	1
Petition	PT	0	1	1	1	-
Remand Custody	RC	2	2	2	2	-
Traffic	T	3	1	4	3	1
Truancy	TR	0	2	2	2	-
<b>Juvenile Total</b>		<b>21</b>	<b>29</b>	<b>32</b>	<b>29</b>	<b>3</b>
<b>Rappahannock Totals</b>		<b>35</b>	<b>58</b>	<b>61</b>	<b>47</b>	<b>14</b>

Calendared Filings		
	T	R
Week 1	■	■
Week 2	■	■
Week 3	■	■



CASELOAD STATISTICS OF THE JUVENILE & DOMESTIC RELATIONS COURTS

Rappahannock

District: 20

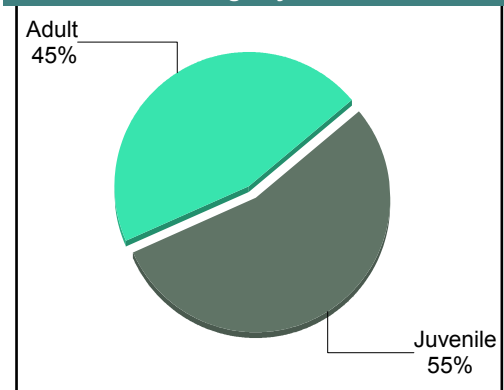
September 2017

		Filings	Hearings	Transactions	Concluded	Cont
<b>Adult</b>						
Capias	CA	1	2	2	0	2
Felony	CF	0	2	2	2	-
Misdemeanor	CM	5	12	12	1	11
Family Abuse - Prot Order	FP	1	2	2	1	1
Remand Support	RS	2	2	2	2	-
Show Cause	SC	1	3	3	2	1
<b>Adult Total</b>		<b>10</b>	<b>23</b>	<b>23</b>	<b>8</b>	<b>15</b>
<b>Juvenile</b>						
Child in Need of Services	CS	0	3	3	0	3
Custody Visitation	CV	5	21	21	7	14
Felony	DF	1	2	2	0	2
Misdemeanor	DM	1	3	3	2	1
Petition	PT	0	1	1	0	1
Remand Custody	RC	1	1	1	1	-
Remand Visitation	RV	1	1	1	1	-
Show Cause	SC	1	1	1	1	-
Traffic	T	1	4	4	3	1
Truancy	TR	0	3	3	0	3
Voluntary Continuing Services Agreement	VA	1	1	1	1	-
<b>Juvenile Total</b>		<b>12</b>	<b>41</b>	<b>41</b>	<b>16</b>	<b>25</b>
<b>Rappahannock Totals</b>		<b>22</b>	<b>64</b>	<b>64</b>	<b>24</b>	<b>40</b>

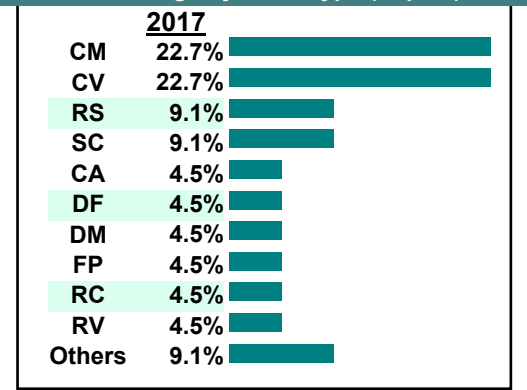
Calendared Filings

	T	R	F
Week 1			
Week 2			
Week 3			
Week 4			
Week 5			

% of Filings by Division

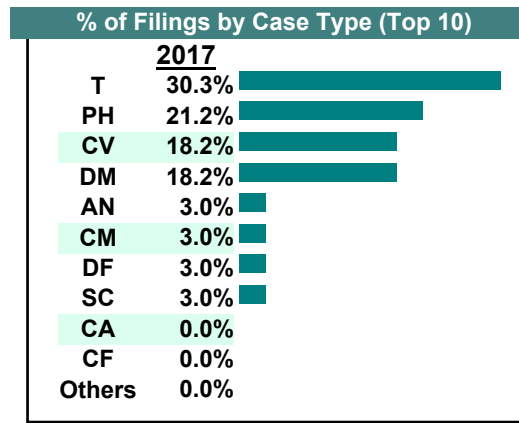
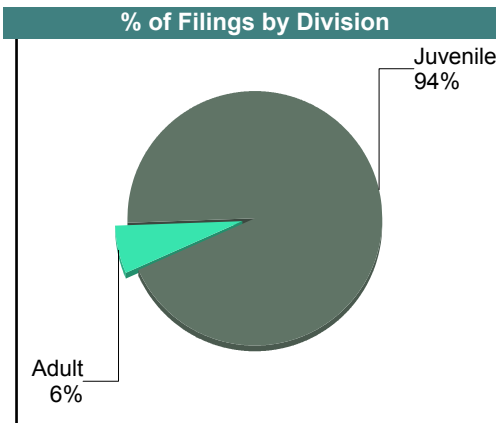
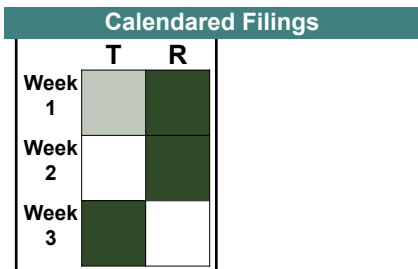


% of Filings by Case Type (Top 10)



August 2017

		<u>Filings</u>	<u>Hearings</u>	<u>Transactions</u>	<u>Concluded</u>	<u>Cont</u>
<b>Adult</b>						
Capias	CA	0	1	1	0	1
Felony	CF	0	2	2	0	2
Misdemeanor	CM	1	1	1	0	1
Show Cause	SC	1	3	3	1	2
Civil Support	VS	0	1	1	1	-
<b>Adult Total</b>		<b>2</b>	<b>8</b>	<b>8</b>	<b>2</b>	<b>6</b>
<b>Juvenile</b>						
Abuse or Neglect	AN	1	1	1	1	-
Child in Need of Services	CS	0	3	3	0	3
Custody Visitation	CV	6	32	32	11	21
Felony	DF	1	1	1	0	1
Misdemeanor	DM	6	8	8	0	8
Motion - Prot Order	MP	0	4	4	4	-
Permanency	PH	7	7	7	6	1
Traffic	T	10	9	11	4	7
<b>Juvenile Total</b>		<b>31</b>	<b>65</b>	<b>67</b>	<b>26</b>	<b>41</b>
<b>Rappahannock Totals</b>		<b>33</b>	<b>73</b>	<b>75</b>	<b>28</b>	<b>47</b>



CASELOAD STATISTICS OF THE JUVENILE & DOMESTIC RELATIONS COURTS

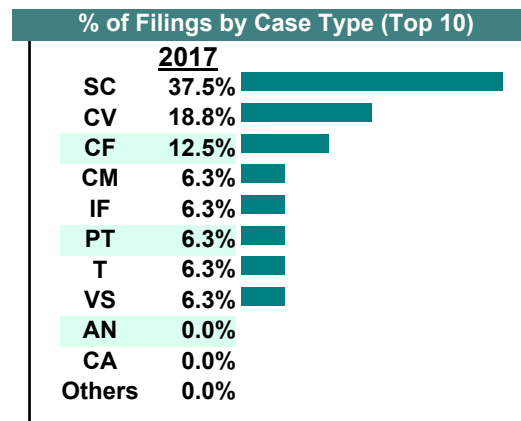
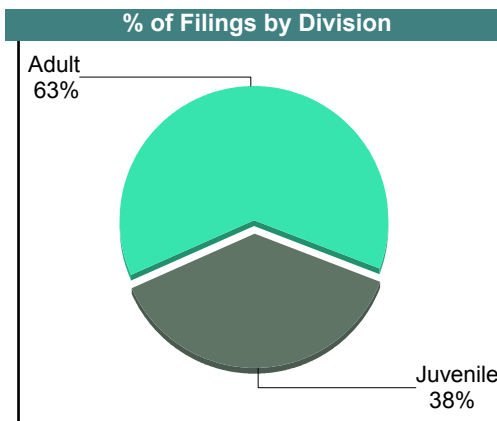
Rappahannock

District: 20

July 2017

		<u>Filings</u>	<u>Hearings</u>	<u>Transactions</u>	<u>Concluded</u>	<u>Cont</u>
<b>Adult</b>						
Capias	CA	0	4	4	1	3
Felony	CF	2	2	2	0	2
Misdemeanor	CM	1	13	13	5	8
Family Abuse - Prot Order	FP	0	1	1	1	-
Show Cause	SC	6	13	13	2	11
Civil Support	VS	1	3	3	2	1
<b>Adult Total</b>		<b>10</b>	<b>36</b>	<b>36</b>	<b>11</b>	<b>25</b>
<b>Juvenile</b>						
Abuse or Neglect	AN	0	2	2	1	1
Custody Visitation	CV	3	11	11	6	5
Felony	DF	0	2	2	0	2
Initial Foster Care	IF	1	1	1	1	-
Motion - Prot Order	MP	0	4	4	0	4
Petition	PT	1	1	1	0	1
Traffic	T	1	0	1	1	-
Truancy	TR	0	8	8	3	5
<b>Juvenile Total</b>		<b>6</b>	<b>29</b>	<b>30</b>	<b>12</b>	<b>18</b>
<b>Rappahannock Totals</b>		<b>16</b>	<b>65</b>	<b>66</b>	<b>23</b>	<b>43</b>

	M	T	W	R	F
Week 1					
Week 2					
Week 3					
Week 4					



CASELOAD STATISTICS OF THE JUVENILE & DOMESTIC RELATIONS COURTS

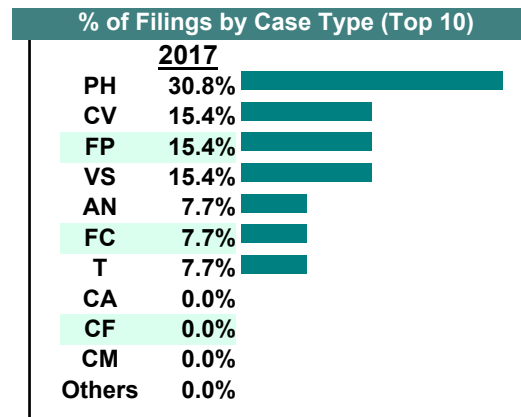
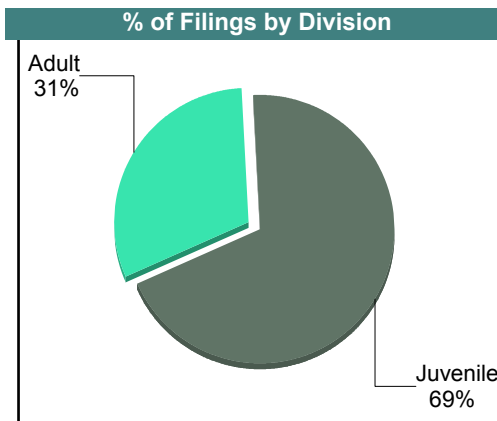
Rappahannock

District: 20

June 2017

		<u>Filings</u>	<u>Hearings</u>	<u>Transactions</u>	<u>Concluded</u>	<u>Cont</u>
<b>Adult</b>						
Capias	CA	0	1	1	0	1
Felony	CF	0	4	4	4	-
Misdemeanor	CM	0	11	11	1	10
Family Abuse - Prot Order	FP	2	3	3	1	2
Show Cause	SC	0	1	1	0	1
Civil Support	VS	2	3	3	1	2
<b>Adult Total</b>		<b>4</b>	<b>23</b>	<b>23</b>	<b>7</b>	<b>16</b>
<b>Juvenile</b>						
Abuse or Neglect	AN	1	3	3	0	3
Child in Need of Services	CS	0	1	1	0	1
Custody Visitation	CV	2	12	12	6	6
Felony	DF	0	3	3	2	1
Misdemeanor	DM	0	2	2	1	1
Foster Care Review	FC	1	1	1	1	-
Permanency	PH	4	4	4	4	-
Traffic	T	1	0	1	1	-
Truancy	TR	0	4	4	0	4
<b>Juvenile Total</b>		<b>9</b>	<b>30</b>	<b>31</b>	<b>15</b>	<b>16</b>
<b>Rappahannock Totals</b>		<b>13</b>	<b>53</b>	<b>54</b>	<b>22</b>	<b>32</b>

Calendared Filings				
	M	T	W	R
Week 1				
Week 2				
Week 3				
Week 4				



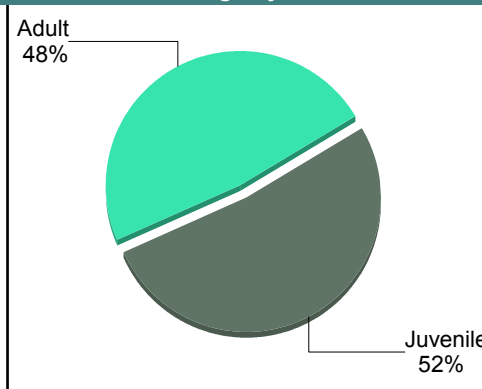


		<u>Filings</u>	<u>Hearings</u>	<u>Transactions</u>	<u>Concluded</u>	<u>Cont</u>
<b>Adult</b>						
Capias	CA	2	3	3	1	2
Felony	CF	4	4	4	0	4
Misdemeanor	CM	1	2	2	1	1
Family Abuse - Prot Order	FP	0	1	1	1	-
Show Cause	SC	3	7	7	4	3
Civil Support	VS	2	2	2	1	1
<b>Adult Total</b>		<b>12</b>	<b>19</b>	<b>19</b>	<b>8</b>	<b>11</b>
<b>Juvenile</b>						
Custody Visitation	CV	3	22	22	2	20
Felony	DF	2	3	3	0	3
Misdemeanor	DM	3	5	5	1	4
Status	ST	1	1	1	0	1
Traffic	T	3	1	3	2	1
Truancy	TR	0	1	1	1	-
Voluntary Continuing Services Agreement	VA	1	1	1	0	1
<b>Juvenile Total</b>		<b>13</b>	<b>34</b>	<b>36</b>	<b>6</b>	<b>30</b>
<b>Rappahannock Totals</b>		<b>25</b>	<b>53</b>	<b>55</b>	<b>14</b>	<b>41</b>

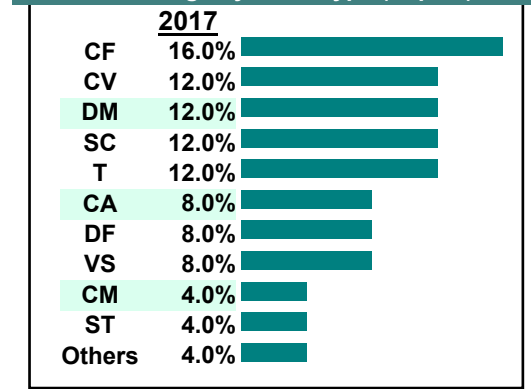
Calendared Filings

	T	R
Week 1	■	■
Week 2	■	■
Week 3	■	■

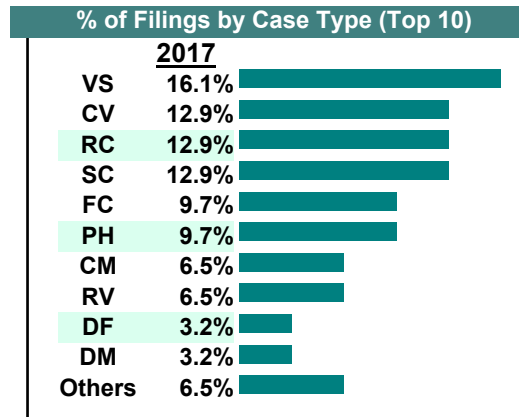
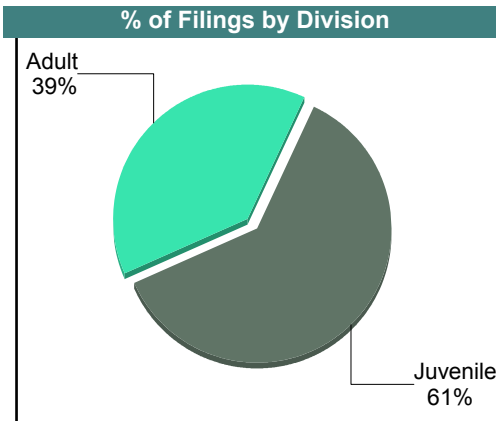
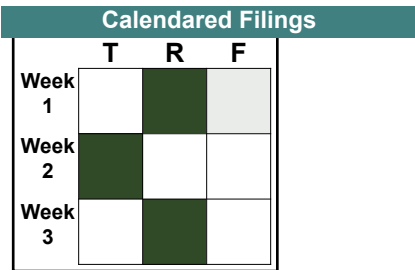
% of Filings by Division



% of Filings by Case Type (Top 10)



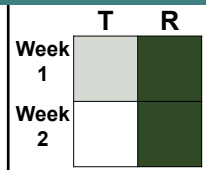
		<u>Filings</u>	<u>Hearings</u>	<u>Transactions</u>	<u>Concluded</u>	<u>Cont</u>
<b>Adult</b>						
Capias	CA	0	3	3	0	3
Misdemeanor	CM	2	11	11	2	9
Remand Support	RS	1	1	1	1	-
Show Cause	SC	4	9	9	3	6
Civil Support	VS	5	7	7	5	2
<b>Adult Total</b>		<b>12</b>	<b>31</b>	<b>31</b>	<b>11</b>	<b>20</b>
<b>Juvenile</b>						
Child in Need of Services	CS	0	2	2	0	2
Custody Visitation	CV	4	8	8	4	4
Felony	DF	1	2	2	0	2
Misdemeanor	DM	1	1	1	0	1
Foster Care Review	FC	3	3	3	3	-
Permanency	PH	3	3	3	3	-
Remand Custody	RC	4	4	4	4	-
Remand Visitation	RV	2	2	2	2	-
Truancy	TR	1	5	5	0	5
Voluntary Continuing Services Agreement	VA	0	1	1	1	-
<b>Juvenile Total</b>		<b>19</b>	<b>31</b>	<b>31</b>	<b>17</b>	<b>14</b>
<b>Rappahannock Totals</b>		<b>31</b>	<b>62</b>	<b>62</b>	<b>28</b>	<b>34</b>



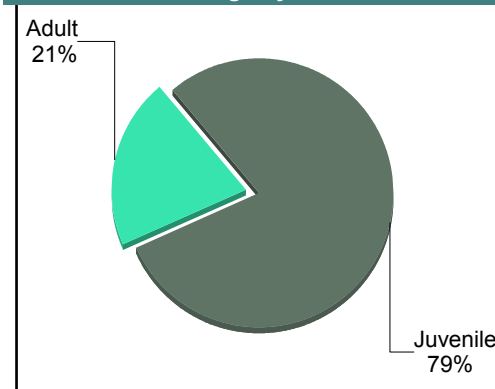
March 2017

		<u>Filings</u>	<u>Hearings</u>	<u>Transactions</u>	<u>Concluded</u>	<u>Cont</u>
<b><u>Adult</u></b>						
Capias	CA	1	1	1	0	1
Misdemeanor	CM	6	11	11	3	8
Show Cause	SC	0	2	2	1	1
Civil Support	VS	1	2	2	2	-
<b>Adult Total</b>		<b>8</b>	<b>16</b>	<b>16</b>	<b>6</b>	<b>10</b>
<b><u>Juvenile</u></b>						
Abuse or Neglect	AN	0	1	1	1	-
Child in Need of Services	CS	1	1	1	0	1
Custody Visitation	CV	10	35	35	4	31
Misdemeanor	DM	1	5	5	1	4
Foster Care Review	FC	5	5	5	5	-
Motion - Prot Order	MP	5	5	5	1	4
Permanency	PH	3	3	3	3	-
Traffic	T	3	2	3	1	2
Truancy	TR	3	6	6	0	6
<b>Juvenile Total</b>		<b>31</b>	<b>63</b>	<b>64</b>	<b>16</b>	<b>48</b>
<b>Rappahannock Totals</b>		<b>39</b>	<b>79</b>	<b>80</b>	<b>22</b>	<b>58</b>

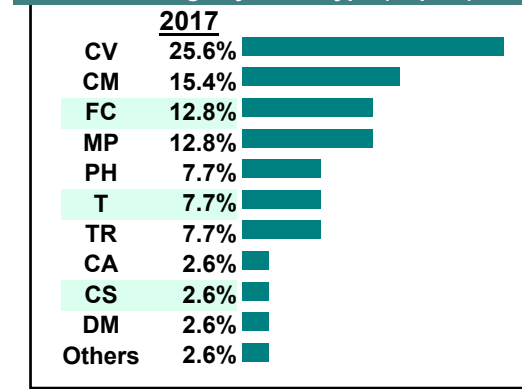
Calendared Filings



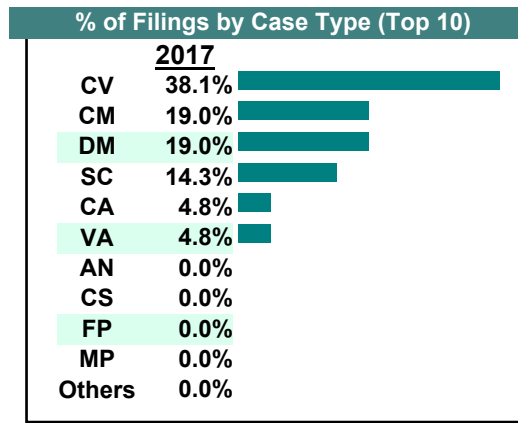
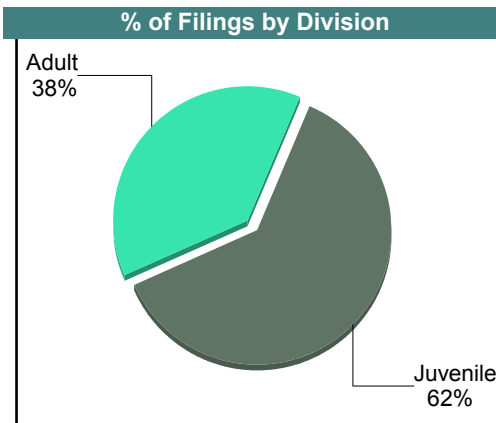
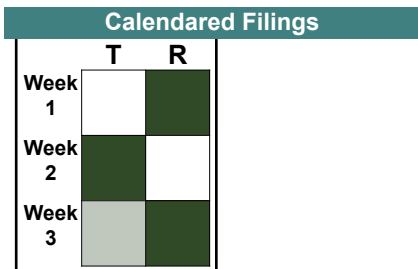
% of Filings by Division



% of Filings by Case Type (Top 10)



		<u>Filings</u>	<u>Hearings</u>	<u>Transactions</u>	<u>Concluded</u>	<u>Cont</u>
<b>Adult</b>						
Capias	CA	1	4	4	3	1
Misdemeanor	CM	4	9	9	1	8
Family Abuse - Prot Order	FP	0	1	1	0	1
Show Cause	SC	3	6	6	4	2
Civil Support	VS	0	2	2	2	-
<b>Adult Total</b>		<b>8</b>	<b>22</b>	<b>22</b>	<b>10</b>	<b>12</b>
<b>Juvenile</b>						
Abuse or Neglect	AN	0	1	1	0	1
Child in Need of Services	CS	0	1	1	0	1
Custody Visitation	CV	8	27	27	13	14
Misdemeanor	DM	4	5	5	0	5
Motion - Prot Order	MP	0	2	2	2	-
Show Cause	SC	0	4	4	2	2
Truancy	TR	0	4	4	0	4
Voluntary Continuing Services Agreement	VA	1	1	1	0	1
<b>Juvenile Total</b>		<b>13</b>	<b>45</b>	<b>45</b>	<b>17</b>	<b>28</b>
<b>Rappahannock Totals</b>		<b>21</b>	<b>67</b>	<b>67</b>	<b>27</b>	<b>40</b>



CASELOAD STATISTICS OF THE JUVENILE & DOMESTIC RELATIONS COURTS

Rappahannock

District: 20

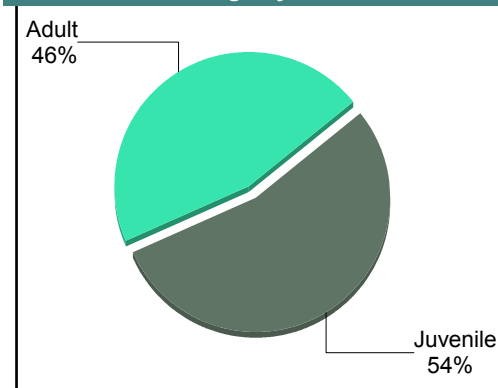
January 2017

		<u>Filings</u>	<u>Hearings</u>	<u>Transactions</u>	<u>Concluded</u>	<u>Cont</u>
<b>Adult</b>						
Bond Forfeiture	BF	0	1	1	1	-
Capias	CA	3	8	8	3	5
Misdemeanor	CM	2	9	9	5	4
Show Cause	SC	1	14	14	4	10
SL/Other	SL	1	1	1	1	-
Civil Support	VS	4	4	4	1	3
<b>Adult Total</b>		<b>11</b>	<b>37</b>	<b>37</b>	<b>15</b>	<b>22</b>
<b>Juvenile</b>						
Abuse or Neglect	AN	1	4	4	1	3
Child in Need of Services	CS	0	2	2	0	2
Custody Visitation	CV	1	12	12	4	8
Misdemeanor	DM	0	2	2	2	-
Initial Foster Care	IF	2	3	3	2	1
Motion - Prot Order	MP	2	2	2	0	2
Permanency	PH	2	2	2	2	-
Show Cause	SC	0	2	2	0	2
Traffic	T	2	0	2	2	-
Truancy	TR	2	5	5	0	5
Voluntary Continuing Services Agreement	VA	1	1	1	1	-
<b>Juvenile Total</b>		<b>13</b>	<b>35</b>	<b>37</b>	<b>14</b>	<b>23</b>
<b>Rappahannock Totals</b>		<b>24</b>	<b>72</b>	<b>74</b>	<b>29</b>	<b>45</b>

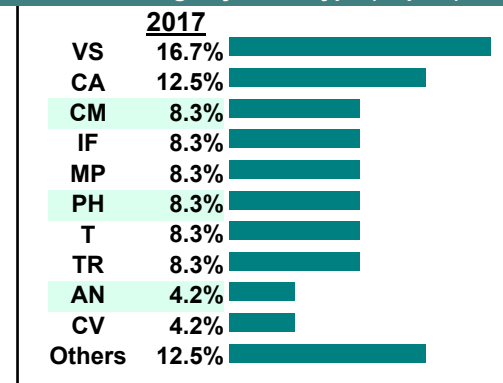
Calendared Filings

	T	R
Week 1	█	█
Week 2	█	█
Week 3	█	█

% of Filings by Division



% of Filings by Case Type (Top 10)



Filings by Court & Division

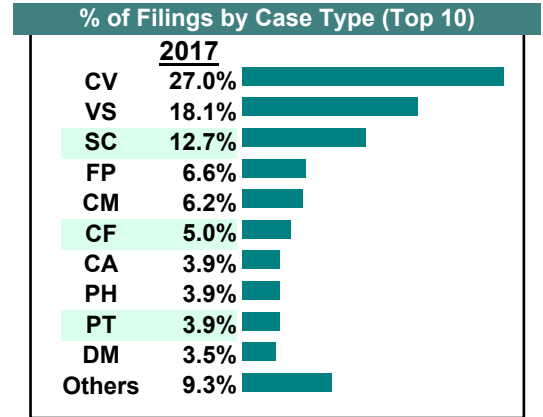
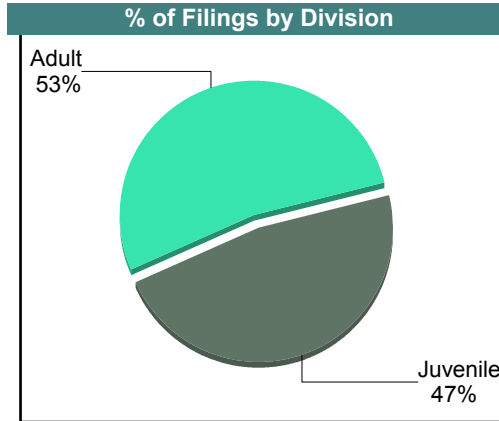

	<u>Fauquier</u>		<u>Loudoun</u>		<u>Rappahannock</u>		<u>Total</u>
<b>A</b> Civil Support	320	28%	789	69%	30	3%	1,139
Adult Misdemeanor	230	23%	747	74%	31	3%	1,008
Show Cause	283	36%	485	61%	27	3%	795
Family Abuse - Prot Ord	119	24%	375	75%	5	1%	499
Adult Felony	78	23%	239	71%	22	6%	339
Capias	51	22%	175	74%	11	5%	237
Remand Support	19	26%	51	70%	3	4%	73
Motion - Prot Order	14	23%	45	75%	1	2%	60
Violation of PO	3	9%	30	91%	-	0%	33
Non-Family Abuse Prot	3	13%	21	88%	-	0%	24
SL/Other	8	57%	5	36%	1	7%	14
Other	8	62%	5	38%	-	0%	13
Criminal Support	-	0%	2	100%	-	0%	2
Protective Order	2	100%	-	0%	-	0%	2
Violation Fam Abuse PC	1	100%	-	0%	-	0%	1
Bond Forfeiture	-	0%	-	0%	-	0%	0
<b>Total</b>	<b>1,139</b>	<b>27%</b>	<b>2,969</b>	<b>70%</b>	<b>131</b>	<b>3%</b>	<b>4,239</b>
<b>J</b> Custody Visitation	1,011	34%	1,849	63%	72	2%	2,932
Delinquency	365	25%	1,047	73%	24	2%	1,436
Traffic	126	20%	485	76%	31	5%	642
Foster Care Review	57	50%	46	41%	10	9%	113
Permanency	24	27%	42	47%	24	27%	90
Remand Custody	29	37%	42	54%	7	9%	78
Abuse or Neglect	33	48%	30	43%	6	9%	69
Remand Visitation	25	38%	38	58%	3	5%	66
Term Parental Rights	24	41%	34	59%	-	0%	58
Truancy	9	16%	41	73%	6	11%	56
Status Offense/Other	4	8%	42	79%	7	13%	53
Initial Foster Care	20	47%	20	47%	3	7%	43
Show Cause	7	16%	35	81%	1	2%	43
Motion - Prot Order	12	52%	4	17%	7	30%	23
Entrustment	12	57%	9	43%	-	0%	21
Child in Need of Service	3	16%	14	74%	2	11%	19
Voluntary Continuing St	5	28%	9	50%	4	22%	18
Paternity	14	82%	2	12%	1	6%	17
Non-Family Abuse Prot	5	31%	11	69%	-	0%	16
Capias	2	18%	9	82%	-	0%	11
Child at Risk	6	67%	3	33%	-	0%	9
Family Abuse - Prot Ord	-	0%	2	100%	-	0%	2
Juv Support	-	0%	1	100%	-	0%	1
Custody Relief	-	0%	-	0%	-	0%	0
<b>Total</b>	<b>1,793</b>	<b>31%</b>	<b>3,815</b>	<b>66%</b>	<b>208</b>	<b>4%</b>	<b>5,816</b>
<b>Total</b>	<b>2,932</b>	<b>29%</b>	<b>6,784</b>	<b>67%</b>	<b>339</b>	<b>3%</b>	<b>10,055</b>

# CASELOAD STATISTICS OF THE JUVENILE & DOMESTIC RELATIONS COURTS

December 2017

**Henry**  
District: 21

		<u>Filings</u>	<u>Hearings</u>	<u>Transactions</u>	<u>Concluded</u>	<u>Cont</u>
<b><u>Adult</u></b>						
Capias	CA	10	35	35	18	17
Felony	CF	13	37	37	10	27
Misdemeanor	CM	16	54	54	18	36
Family Abuse - Prot Order	FP	17	37	37	10	27
Motion - Prot Order	MP	1	2	2	2	-
Show Cause	SC	33	103	103	25	78
Civil Support	VS	47	102	102	57	45
<b>Adult Total</b>		<b>137</b>	<b>370</b>	<b>370</b>	<b>140</b>	<b>230</b>
<b><u>Juvenile</u></b>						
Abuse or Neglect	AN	7	35	35	2	33
Capias	CA	0	1	1	1	-
Custody Visitation	CV	70	154	154	96	58
Felony	DF	6	10	10	0	10
Misdemeanor	DM	9	17	17	3	14
Foster Care Review	FC	1	1	1	1	-
Initial Foster Care	IF	1	1	1	1	-
Permanency	PH	10	10	10	10	-
Petition	PT	10	14	14	10	4
Status	ST	2	6	6	3	3
Traffic	T	0	3	3	1	2
Term Parental Rights	TP	6	6	6	0	6
<b>Juvenile Total</b>		<b>122</b>	<b>258</b>	<b>258</b>	<b>128</b>	<b>130</b>
<b>Henry Totals</b>		<b>259</b>	<b>628</b>	<b>628</b>	<b>268</b>	<b>360</b>

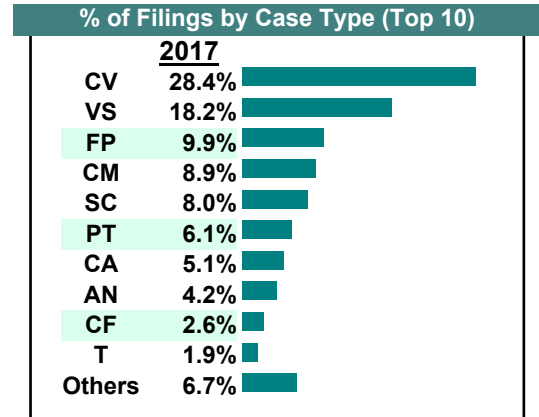
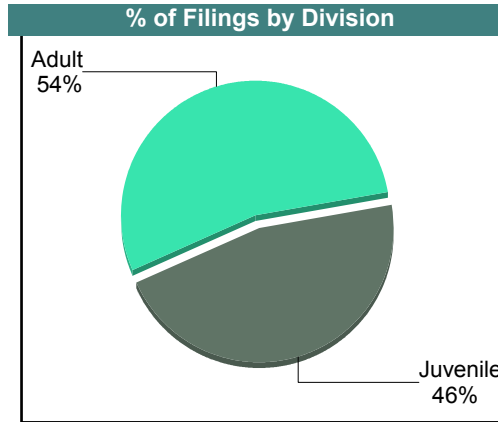



# CASELOAD STATISTICS OF THE JUVENILE & DOMESTIC RELATIONS COURTS

November 2017

Henry  
District: 21

		<u>Filings</u>	<u>Hearings</u>	<u>Transactions</u>	<u>Concluded</u>	<u>Cont</u>
<b>Adult</b>						
Non-Family Abuse Prot Order	AP	1	2	2	0	2
Capias	CA	16	52	52	19	33
Felony	CF	8	40	40	14	26
Misdemeanor	CM	28	98	98	33	65
Family Abuse - Prot Order	FP	31	49	49	33	16
Motion - Prot Order	MP	2	2	2	2	-
Protective Order	PC	1	1	1	1	-
Show Cause	SC	25	158	158	54	104
Civil Support	VS	57	122	122	73	49
<b>Adult Total</b>		<b>169</b>	<b>524</b>	<b>524</b>	<b>229</b>	<b>295</b>
<b>Juvenile</b>						
Abuse or Neglect	AN	13	24	24	11	13
Capias	CA	0	1	1	1	-
Custody Visitation	CV	89	194	194	125	69
Felony	DF	4	6	6	0	6
Misdemeanor	DM	5	34	34	13	21
Foster Care Review	FC	3	3	3	3	-
Initial Foster Care	IF	1	1	1	1	-
Motion - Prot Order	MP	1	1	1	1	-
Petition	PT	19	23	23	12	11
Status	ST	3	8	8	5	3
Traffic	T	6	8	8	4	4
Truancy	TR	0	4	4	3	1
<b>Juvenile Total</b>		<b>144</b>	<b>307</b>	<b>307</b>	<b>179</b>	<b>128</b>
<b>Henry Totals</b>		<b>313</b>	<b>831</b>	<b>831</b>	<b>408</b>	<b>423</b>



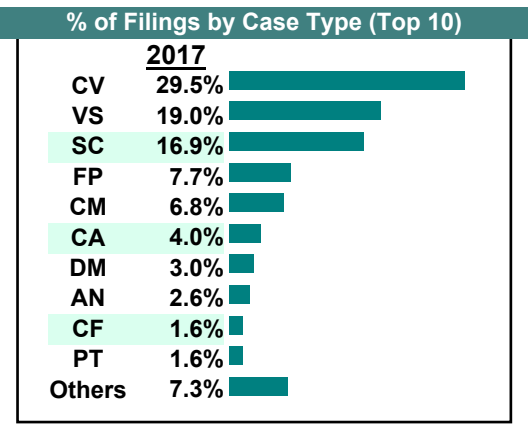
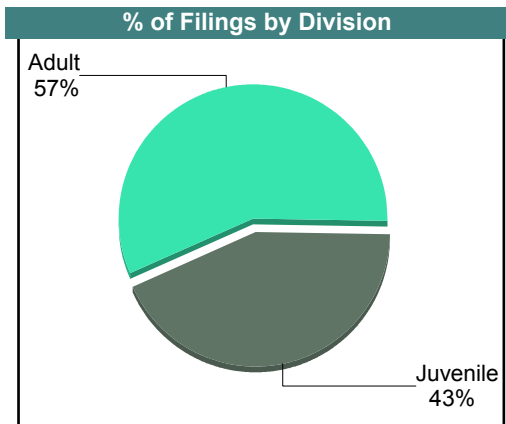



# CASELOAD STATISTICS OF THE JUVENILE & DOMESTIC RELATIONS COURTS

October 2017

Henry  
District: 21

		<u>Filings</u>	<u>Hearings</u>	<u>Transactions</u>	<u>Concluded</u>	<u>Cont</u>
<b>Adult</b>						
Capias	CA	14	50	50	17	33
Felony	CF	7	46	46	21	25
Misdemeanor	CM	29	148	148	81	67
Family Abuse - Prot Order	FP	33	52	52	43	9
Motion - Prot Order	MP	5	5	5	4	1
Other	OT	1	1	1	1	-
Remand Support	RS	1	1	1	1	-
Show Cause	SC	72	254	254	90	164
Civil Support	VS	81	129	129	70	59
<b>Adult Total</b>		<b>243</b>	<b>686</b>	<b>686</b>	<b>328</b>	<b>358</b>
<b>Juvenile</b>						
Abuse or Neglect	AN	11	21	21	12	9
Non-Family Abuse Prot Order	AP	1	1	1	1	-
Capias	CA	3	3	3	0	3
Custody Relief	CR	0	1	1	1	-
Custody Visitation	CV	126	203	203	96	107
Felony	DF	0	2	2	1	1
Misdemeanor	DM	13	26	26	11	15
Foster Care Review	FC	3	3	3	3	-
Initial Foster Care	IF	2	2	2	2	-
Permanency	PH	4	4	4	4	-
Petition	PT	7	12	12	6	6
Remand Custody	RC	3	3	3	3	-
Child at Risk	RI	0	2	2	1	1
Remand Visitation	RV	3	3	3	3	-
Show Cause	SC	0	2	2	1	1
Status	ST	3	6	6	4	2
Traffic	T	5	12	12	7	5
Term Parental Rights	TP	0	2	2	2	-
Truancy	TR	0	4	4	1	3
<b>Juvenile Total</b>		<b>184</b>	<b>312</b>	<b>312</b>	<b>159</b>	<b>153</b>
<b>Henry Totals</b>		<b>427</b>	<b>998</b>	<b>998</b>	<b>487</b>	<b>511</b>

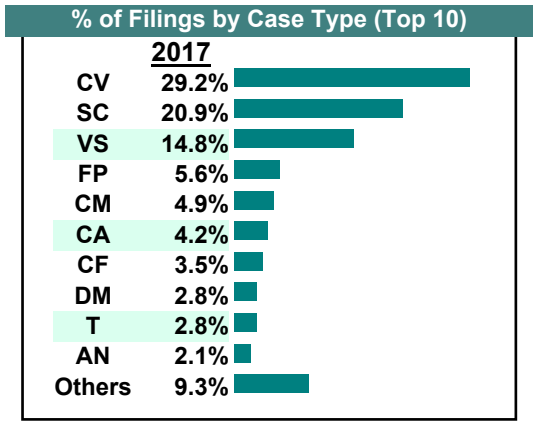
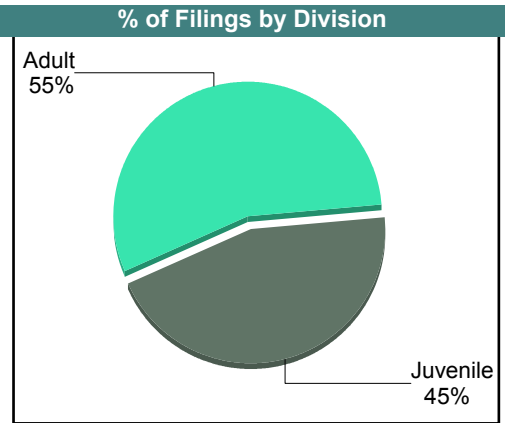



# CASELOAD STATISTICS OF THE JUVENILE & DOMESTIC RELATIONS COURTS

September 2017

Henry  
District: 21

		<u>Filings</u>	<u>Hearings</u>	<u>Transactions</u>	<u>Concluded</u>	<u>Cont</u>
<b>Adult</b>						
Capias	CA	18	46	46	17	29
Felony	CF	15	53	53	16	37
Misdemeanor	CM	21	123	123	55	68
Family Abuse - Prot Order	FP	24	53	53	26	27
Motion - Prot Order	MP	2	2	2	2	-
Protective Order	PC	1	1	1	1	-
Remand Support	RS	4	4	4	4	-
Show Cause	SC	89	189	189	45	144
Civil Support	VS	64	106	106	57	49
<b>Adult Total</b>		<b>238</b>	<b>577</b>	<b>577</b>	<b>223</b>	<b>354</b>
<b>Juvenile</b>						
Abuse or Neglect	AN	9	20	20	7	13
Custody Visitation	CV	126	224	224	121	103
Felony	DF	2	10	10	6	4
Misdemeanor	DM	12	40	40	11	29
Foster Care Review	FC	4	4	4	4	-
Initial Foster Care	IF	2	2	2	2	-
Permanency	PH	1	1	1	1	-
Petition	PT	5	6	6	3	3
Remand Custody	RC	7	7	7	7	-
Child at Risk	RI	1	1	1	0	1
Remand Visitation	RV	7	7	7	7	-
Show Cause	SC	1	1	1	0	1
Status	ST	4	6	6	3	3
Traffic	T	12	23	23	10	13
Truancy	TR	0	1	1	1	-
<b>Juvenile Total</b>		<b>193</b>	<b>353</b>	<b>353</b>	<b>183</b>	<b>170</b>
<b>Henry Totals</b>		<b>431</b>	<b>930</b>	<b>930</b>	<b>406</b>	<b>524</b>

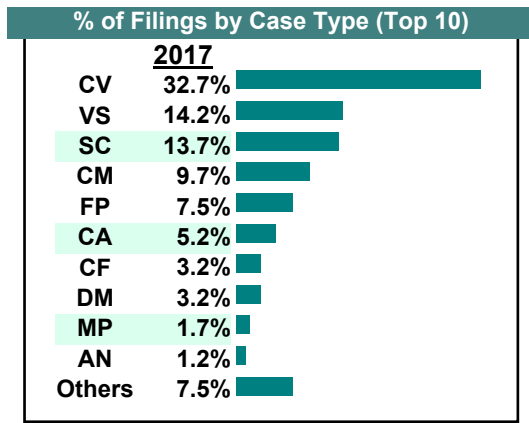
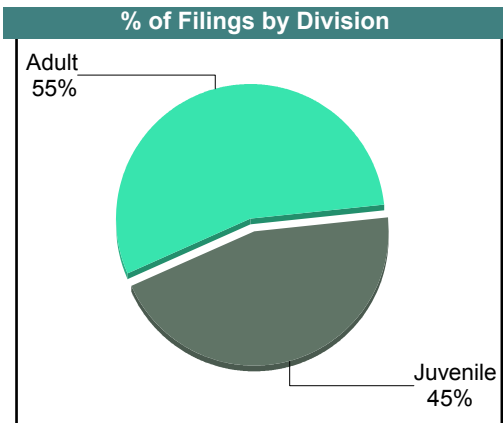



CASELOAD STATISTICS OF THE JUVENILE & DOMESTIC RELATIONS COURTS

August 2017

Henry  
District: 21

		<u>Filings</u>	<u>Hearings</u>	<u>Transactions</u>	<u>Concluded</u>	<u>Cont</u>
<b><u>Adult</u></b>						
Capias	CA	21	61	61	26	35
Felony	CF	13	32	32	9	23
Misdemeanor	CM	39	118	118	41	77
Family Abuse - Prot Order	FP	30	57	57	30	27
Motion - Prot Order	MP	3	3	3	3	-
Other	OT	1	1	1	1	-
Protective Order	PC	0	2	2	1	1
Show Cause	SC	55	176	176	67	109
SL/Other	SL	1	1	1	1	-
Civil Support	VS	57	111	111	68	43
<b>Adult Total</b>		<b>220</b>	<b>562</b>	<b>562</b>	<b>247</b>	<b>315</b>
<b><u>Juvenile</u></b>						
Abuse or Neglect	AN	5	29	29	12	17
Custody Relief	CR	1	2	2	1	1
Child in Need of Services	CS	0	1	1	0	1
Custody Visitation	CV	131	239	239	126	113
Felony	DF	4	15	15	3	12
Misdemeanor	DM	13	38	38	15	23
Emancipation	EP	1	1	1	1	-
Foster Care Review	FC	5	5	5	5	-
Initial Foster Care	IF	2	2	2	2	-
Motion - Prot Order	MP	4	4	4	4	-
Permanency	PH	2	3	3	3	-
Petition	PT	3	9	9	5	4
Status	ST	4	8	8	1	7
Traffic	T	4	6	6	4	2
Term Parental Rights	TP	2	2	2	2	-
Truancy	TR	0	4	4	2	2
<b>Juvenile Total</b>		<b>181</b>	<b>368</b>	<b>368</b>	<b>186</b>	<b>182</b>
<b>Henry Totals</b>		<b>401</b>	<b>930</b>	<b>930</b>	<b>433</b>	<b>497</b>

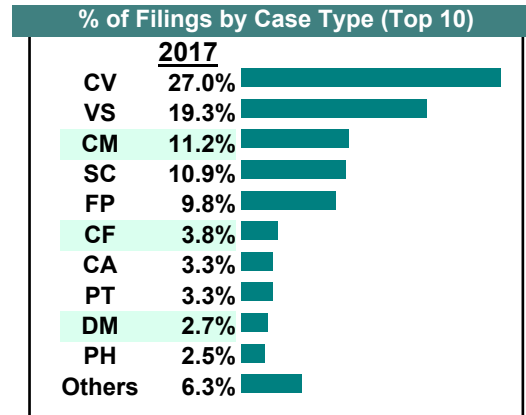
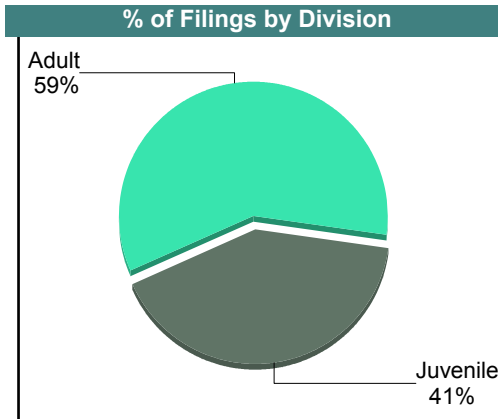



# CASELOAD STATISTICS OF THE JUVENILE & DOMESTIC RELATIONS COURTS

July 2017

Henry  
District: 21

		<u>Filings</u>	<u>Hearings</u>	<u>Transactions</u>	<u>Concluded</u>	<u>Cont</u>
<b><u>Adult</u></b>						
Capias	CA	12	46	46	22	24
Felony	CF	14	40	40	8	32
Misdemeanor	CM	41	118	118	25	93
Family Abuse - Prot Order	FP	36	53	53	30	23
Show Cause	SC	40	173	173	81	92
SL/Other	SL	2	2	2	2	-
Civil Support	VS	71	125	125	72	53
<b>Adult Total</b>		<b>216</b>	<b>557</b>	<b>557</b>	<b>240</b>	<b>317</b>
<b><u>Juvenile</u></b>						
Abuse or Neglect	AN	8	19	19	3	16
Custody Visitation	CV	99	192	192	94	98
Felony	DF	0	15	15	7	8
Misdemeanor	DM	10	42	42	20	22
Foster Care Review	FC	2	2	2	2	-
Initial Foster Care	IF	1	1	1	1	-
Permanency	PH	9	9	9	8	1
Petition	PT	12	14	14	12	2
Status	ST	1	5	5	4	1
Traffic	T	8	16	17	10	7
Truancy	TR	1	4	4	1	3
<b>Juvenile Total</b>		<b>151</b>	<b>319</b>	<b>320</b>	<b>162</b>	<b>158</b>
<b>Henry Totals</b>		<b>367</b>	<b>876</b>	<b>877</b>	<b>402</b>	<b>475</b>

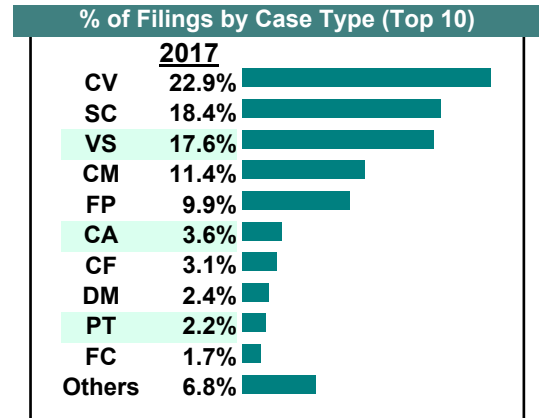
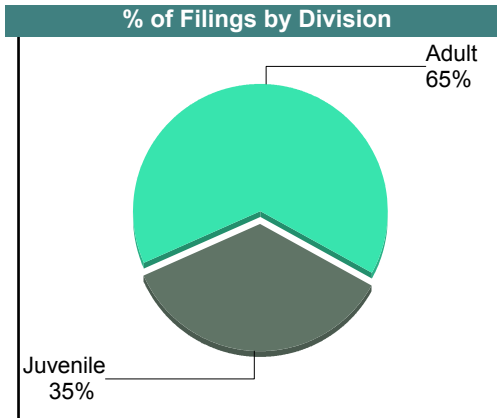
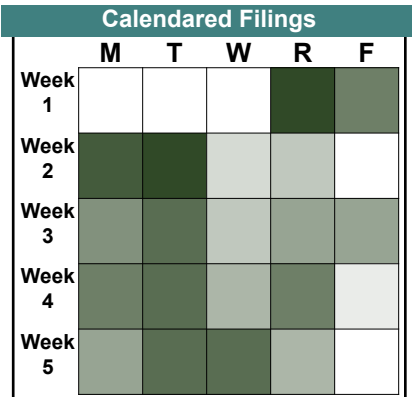


# CASELOAD STATISTICS OF THE JUVENILE & DOMESTIC RELATIONS COURTS

June 2017

Henry  
District: 21

		<u>Filings</u>	<u>Hearings</u>	<u>Transactions</u>	<u>Concluded</u>	<u>Cont</u>
<b><u>Adult</u></b>						
Capias	CA	15	53	53	21	32
Felony	CF	13	45	45	16	29
Misdemeanor	CM	47	132	132	41	91
Family Abuse - Prot Order	FP	41	57	57	28	29
Motion - Prot Order	MP	1	1	1	1	-
Protective Order	PC	1	1	1	1	-
Show Cause	SC	76	241	241	91	150
SL/Other	SL	1	2	2	2	-
Civil Support	VS	73	116	116	67	49
<b>Adult Total</b>		<b>268</b>	<b>648</b>	<b>648</b>	<b>268</b>	<b>380</b>
<b><u>Juvenile</u></b>						
Abuse or Neglect	AN	6	18	18	6	12
Child in Need of Services	CS	1	1	1	1	-
Custody Visitation	CV	95	205	205	128	77
Felony	DF	2	12	12	2	10
Misdemeanor	DM	10	42	42	13	29
Foster Care Review	FC	7	7	7	7	-
Initial Foster Care	IF	2	2	2	2	-
Permanency	PH	3	3	3	3	-
Petition	PT	9	15	15	11	4
Child at Risk	RI	1	1	1	0	1
Status	ST	5	8	8	1	7
Traffic	T	2	3	3	1	2
Term Parental Rights	TP	2	4	4	2	2
Truancy	TR	1	3	3	1	2
<b>Juvenile Total</b>		<b>146</b>	<b>324</b>	<b>324</b>	<b>178</b>	<b>146</b>
<b>Henry Totals</b>		<b>414</b>	<b>972</b>	<b>972</b>	<b>446</b>	<b>526</b>



**CASELOAD STATISTICS OF THE JUVENILE & DOMESTIC RELATIONS COURTS**

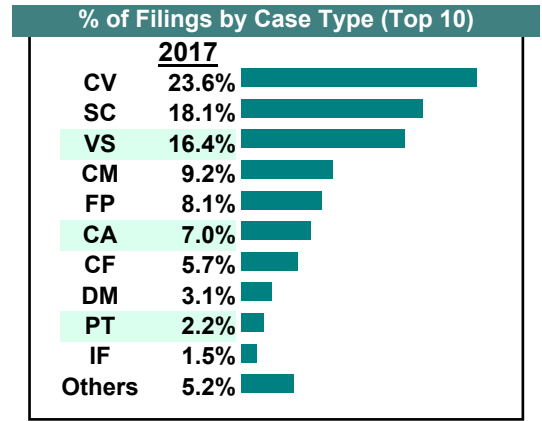
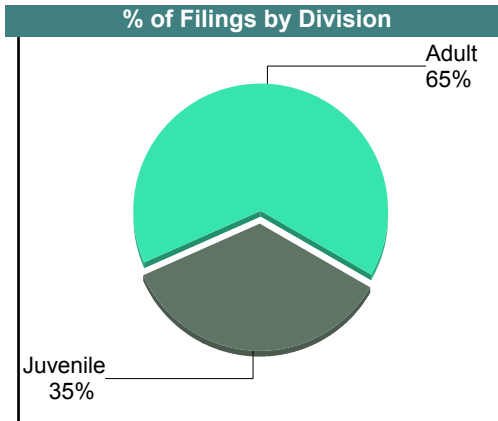

May 2017

**Henry**  
District: 21

		<u>Filings</u>	<u>Hearings</u>	<u>Transactions</u>	<u>Concluded</u>	<u>Cont</u>
<b><u>Adult</u></b>						
Capias	CA	32	71	71	17	54
Felony	CF	26	55	55	11	44
Misdemeanor	CM	42	119	119	25	94
Family Abuse - Prot Order	FP	37	52	52	33	19
Motion - Prot Order	MP	1	1	1	1	-
Protective Order	PC	1	1	1	0	1
Show Cause	SC	83	210	210	54	156
SL/Other	SL	1	1	1	0	1
Civil Support	VS	75	124	124	70	54
<b>Adult Total</b>		<b>298</b>	<b>634</b>	<b>634</b>	<b>211</b>	<b>423</b>

<b><u>Juvenile</u></b>						
Abuse or Neglect	AN	3	12	12	4	8
Capias	CA	0	1	1	1	-
Child in Need of Services	CS	1	1	1	0	1
Custody Visitation	CV	108	203	203	89	114
Felony	DF	3	14	14	7	7
Misdemeanor	DM	14	36	36	5	31
Foster Care Review	FC	2	2	2	2	-
Initial Foster Care	IF	7	7	7	7	-
Motion - Prot Order	MP	1	1	1	1	-
Permanency	PH	2	2	2	2	-
Petition	PT	10	14	14	11	3
Status	ST	5	7	7	2	5
Traffic	T	4	11	11	7	4
Term Parental Rights	TP	0	2	2	0	2
Truancy	TR	0	7	7	1	6
<b>Juvenile Total</b>		<b>160</b>	<b>320</b>	<b>320</b>	<b>139</b>	<b>181</b>

<b>Henry Totals</b>		<b>458</b>	<b>954</b>	<b>954</b>	<b>350</b>	<b>604</b>
---------------------	--	------------	------------	------------	------------	------------

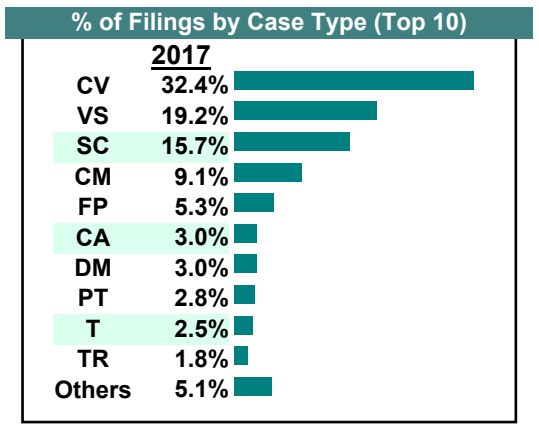
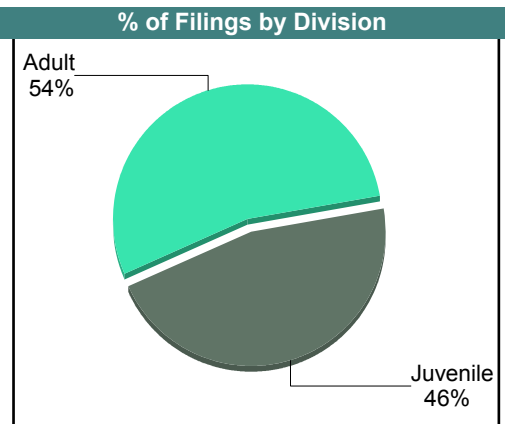
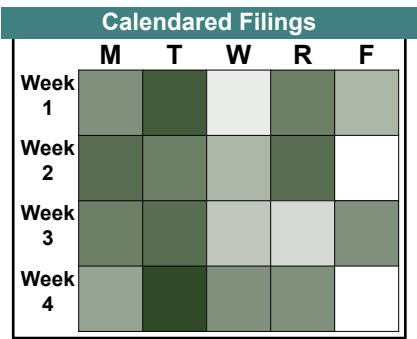


# CASELOAD STATISTICS OF THE JUVENILE & DOMESTIC RELATIONS COURTS

April 2017

Henry  
District: 21

		<u>Filings</u>	<u>Hearings</u>	<u>Transactions</u>	<u>Concluded</u>	<u>Cont</u>
<b><u>Adult</u></b>						
Capias	CA	11	55	55	17	38
Felony	CF	3	31	31	19	12
Misdemeanor	CM	36	118	118	42	76
Family Abuse - Prot Order	FP	21	37	37	25	12
Motion - Prot Order	MP	2	2	2	2	-
Protective Order	PC	0	1	1	1	-
Violation of PO	PV	1	1	1	1	-
Show Cause	SC	62	221	221	69	152
SL/Other	SL	1	1	1	1	-
Civil Support	VS	76	123	123	75	48
<b>Adult Total</b>		<b>213</b>	<b>590</b>	<b>590</b>	<b>252</b>	<b>338</b>
<b><u>Juvenile</u></b>						
Abuse or Neglect	AN	3	17	17	2	15
Capias	CA	1	2	2	1	1
Custody Relief	CR	2	2	2	1	1
Custody Visitation	CV	128	219	219	142	77
Felony	DF	0	15	15	1	14
Misdemeanor	DM	12	40	40	10	30
Foster Care Review	FC	2	2	2	2	-
Initial Foster Care	IF	5	5	5	5	-
Petition	PT	11	16	16	10	6
Status	ST	1	1	1	0	1
Traffic	T	10	17	20	9	11
Truancy	TR	7	8	8	1	7
<b>Juvenile Total</b>		<b>182</b>	<b>344</b>	<b>347</b>	<b>184</b>	<b>163</b>
<b>Henry Totals</b>		<b>395</b>	<b>934</b>	<b>937</b>	<b>436</b>	<b>501</b>

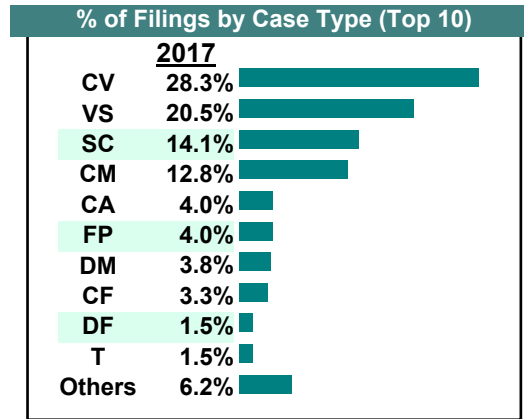
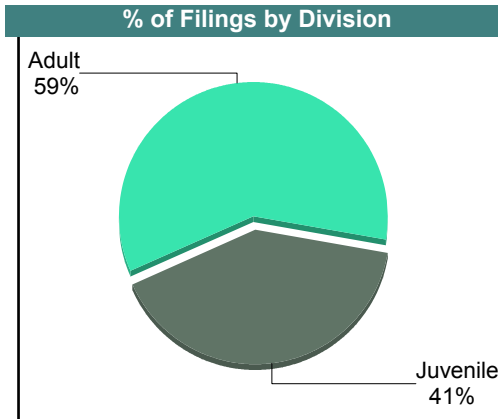
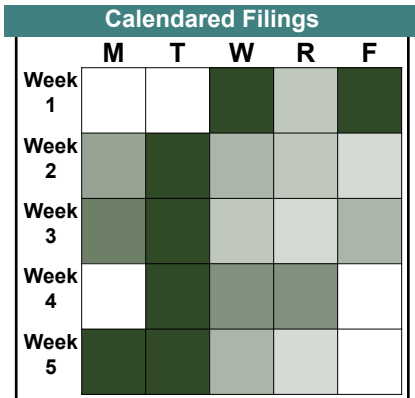


# CASELOAD STATISTICS OF THE JUVENILE & DOMESTIC RELATIONS COURTS

March 2017

Henry  
District: 21

		<u>Filings</u>	<u>Hearings</u>	<u>Transactions</u>	<u>Concluded</u>	<u>Cont</u>
<b>Adult</b>						
Capias	CA	17	41	41	17	24
Felony	CF	15	31	31	9	22
Misdemeanor	CM	58	133	133	37	96
Family Abuse - Prot Order	FP	18	33	33	21	12
Motion - Prot Order	MP	1	1	1	1	-
Show Cause	SC	64	185	185	63	122
SL/Other	SL	3	3	3	3	-
Civil Support	VS	93	143	143	93	50
<b>Adult Total</b>		<b>269</b>	<b>570</b>	<b>570</b>	<b>244</b>	<b>326</b>
<b>Juvenile</b>						
Abuse or Neglect	AN	5	49	49	26	23
Capias	CA	1	1	1	0	1
Custody Relief	CR	0	2	2	2	-
Custody Visitation	CV	128	286	286	188	98
Felony	DF	7	32	32	2	30
Misdemeanor	DM	17	37	37	8	29
Foster Care Review	FC	6	6	6	6	-
Initial Foster Care	IF	3	4	4	4	-
Petition	PT	5	6	6	3	3
Status	ST	4	4	4	1	3
Traffic	T	7	9	9	3	6
Truancy	TR	1	3	3	0	3
<b>Juvenile Total</b>		<b>184</b>	<b>439</b>	<b>439</b>	<b>243</b>	<b>196</b>
<b>Henry Totals</b>		<b>453</b>	<b>1,009</b>	<b>1,009</b>	<b>487</b>	<b>522</b>



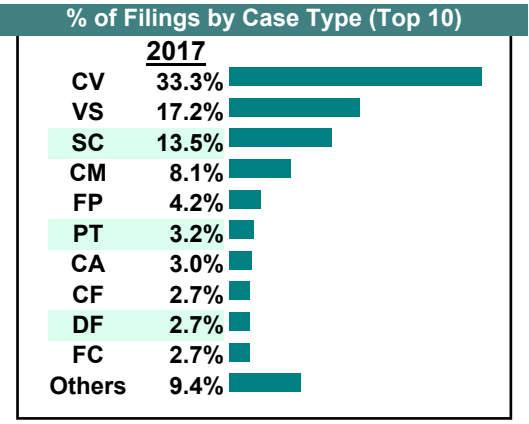
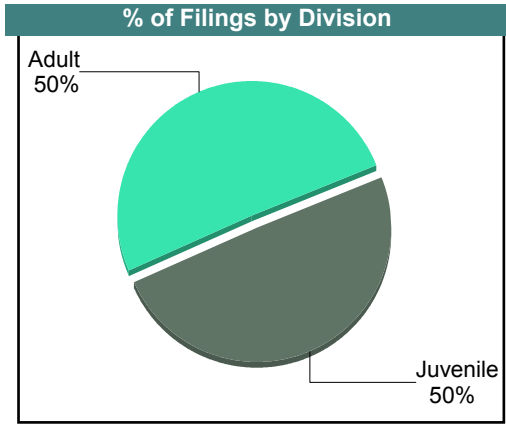



**CASELOAD STATISTICS OF THE JUVENILE & DOMESTIC RELATIONS COURTS**

February 2017

**Henry**  
District: 21

		<u>Filings</u>	<u>Hearings</u>	<u>Transactions</u>	<u>Concluded</u>	<u>Cont</u>
<b><u>Adult</u></b>						
Capias	CA	12	49	49	20	29
Felony	CF	11	32	32	7	25
Misdemeanor	CM	33	96	96	23	73
Family Abuse - Prot Order	FP	17	42	42	27	15
Motion - Prot Order	MP	3	5	5	4	1
Remand Support	RS	1	1	1	1	-
Show Cause	SC	55	178	178	59	119
SL/Other	SL	3	3	3	3	-
Civil Support	VS	70	131	131	98	33
<b>Adult Total</b>		<b>205</b>	<b>537</b>	<b>537</b>	<b>242</b>	<b>295</b>
<b><u>Juvenile</u></b>						
Abuse or Neglect	AN	6	26	26	9	17
Custody Visitation	CV	135	226	226	137	89
Felony	DF	11	23	23	2	21
Misdemeanor	DM	9	30	30	6	24
Foster Care Review	FC	11	11	11	11	-
Permanency	PH	4	4	4	4	-
Petition	PT	13	15	15	10	5
Remand Custody	RC	2	2	2	2	-
Remand Visitation	RV	2	2	2	2	-
Status	ST	3	7	7	3	4
Traffic	T	4	8	9	8	1
Truancy	TR	1	2	2	1	1
<b>Juvenile Total</b>		<b>201</b>	<b>356</b>	<b>357</b>	<b>195</b>	<b>162</b>
<b>Henry Totals</b>		<b>406</b>	<b>893</b>	<b>894</b>	<b>437</b>	<b>457</b>

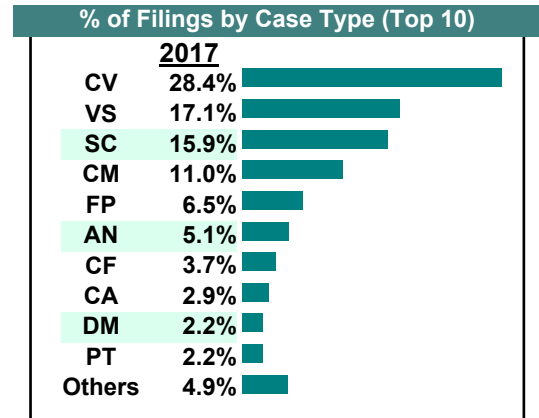
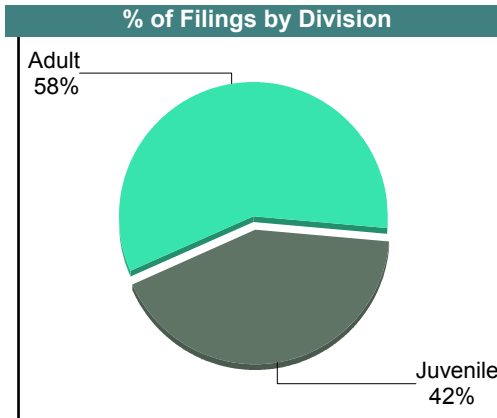
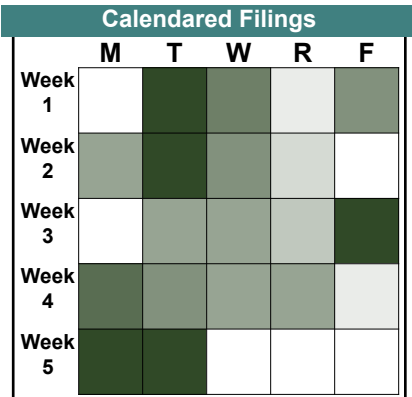


# CASELOAD STATISTICS OF THE JUVENILE & DOMESTIC RELATIONS COURTS

January 2017

Henry  
District: 21

		<u>Filings</u>	<u>Hearings</u>	<u>Transactions</u>	<u>Concluded</u>	<u>Cont</u>
<b><u>Adult</u></b>						
Capias	CA	14	57	57	11	46
Felony	CF	18	47	47	8	39
Misdemeanor	CM	54	125	125	30	95
Family Abuse - Prot Order	FP	32	53	53	31	22
Motion - Prot Order	MP	2	2	2	1	1
Protective Order	PC	2	3	3	3	-
Show Cause	SC	78	219	219	47	172
SL/Other	SL	1	2	2	2	-
Civil Support	VS	84	130	130	69	61
<b>Adult Total</b>		<b>285</b>	<b>638</b>	<b>638</b>	<b>202</b>	<b>436</b>
<b><u>Juvenile</u></b>						
Abuse or Neglect	AN	25	49	49	6	43
Non-Family Abuse Prot Order	AP	0	1	1	1	-
Custody Visitation	CV	139	249	249	98	149
Felony	DF	1	8	8	0	8
Misdemeanor	DM	11	34	34	10	24
Foster Care Review	FC	3	3	3	3	-
Initial Foster Care	IF	2	2	2	1	1
Juv Support	JS	3	3	3	3	-
Permanency	PH	1	1	1	1	-
Petition	PT	11	15	15	11	4
Status	ST	6	6	6	3	3
Traffic	T	2	4	4	1	3
Term Parental Rights	TP	0	2	2	0	2
Truancy	TR	1	2	2	0	2
<b>Juvenile Total</b>		<b>205</b>	<b>379</b>	<b>379</b>	<b>138</b>	<b>239</b>
<b>Henry Totals</b>		<b>490</b>	<b>1,017</b>	<b>1,017</b>	<b>340</b>	<b>675</b>



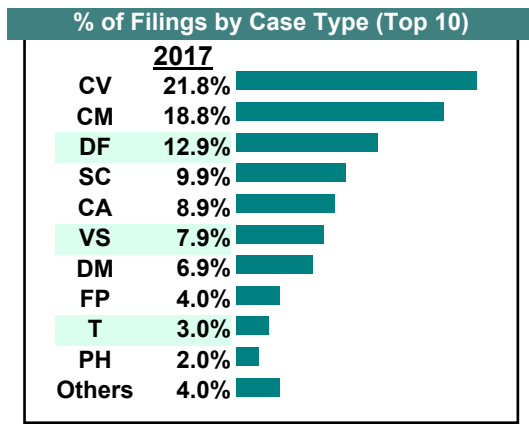
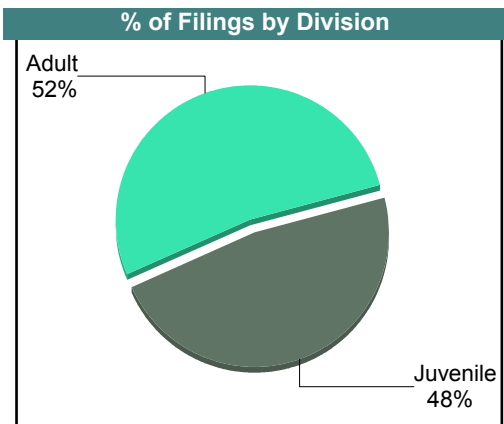

**CASELOAD STATISTICS OF THE JUVENILE & DOMESTIC RELATIONS COURTS**

**Martinsville**

District: 21

December 2017

		<u>Filings</u>	<u>Hearings</u>	<u>Transactions</u>	<u>Concluded</u>	<u>Cont</u>
<b>Adult</b>						
Non-Family Abuse Prot Order	AP	1	1	1	1	-
Capias	CA	9	10	10	4	6
Felony	CF	1	5	5	2	3
Misdemeanor	CM	19	45	45	12	33
Family Abuse - Prot Order	FP	4	7	7	4	3
Show Cause	SC	10	48	48	21	27
SL/Other	SL	1	1	1	1	-
Civil Support	VS	8	17	17	11	6
<b>Adult Total</b>		<b>53</b>	<b>134</b>	<b>134</b>	<b>56</b>	<b>78</b>
<b>Juvenile</b>						
Abuse or Neglect	AN	0	1	1	1	-
Custody Visitation	CV	22	36	36	23	13
Felony	DF	13	26	26	4	22
Misdemeanor	DM	7	20	20	2	18
Motion - Prot Order	MP	1	1	1	1	-
Permanency	PH	2	2	2	2	-
Petition	PT	0	1	1	0	1
Traffic	T	3	5	5	1	4
Truancy	TR	0	2	2	1	1
<b>Juvenile Total</b>		<b>48</b>	<b>94</b>	<b>94</b>	<b>35</b>	<b>59</b>
<b>Martinsville Totals</b>		<b>101</b>	<b>228</b>	<b>228</b>	<b>91</b>	<b>137</b>



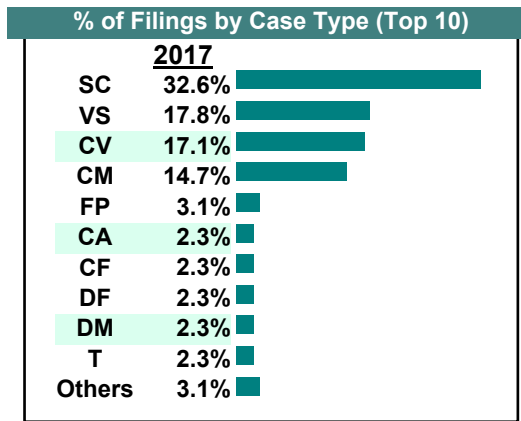
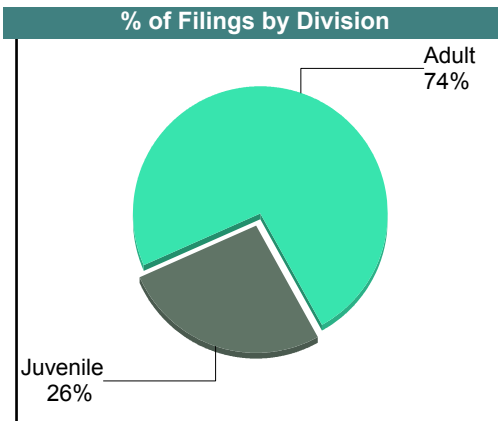

**CASELOAD STATISTICS OF THE JUVENILE & DOMESTIC RELATIONS COURTS**

**Martinsville**

District: 21

November 2017

		<u>Filings</u>	<u>Hearings</u>	<u>Transactions</u>	<u>Concluded</u>	<u>Cont</u>
<b>Adult</b>						
Non-Family Abuse Prot Order	AP	1	1	1	1	-
Capias	CA	3	7	7	3	4
Felony	CF	3	9	10	4	6
Misdemeanor	CM	19	43	43	14	29
Family Abuse - Prot Order	FP	4	11	11	6	5
Show Cause	SC	42	72	72	15	57
Civil Support	VS	23	37	37	25	12
<b>Adult Total</b>		<b>95</b>	<b>180</b>	<b>181</b>	<b>68</b>	<b>113</b>
<b>Juvenile</b>						
Abuse or Neglect	AN	1	2	2	0	2
Custody Visitation	CV	22	35	35	26	9
Felony	DF	3	8	8	0	8
Misdemeanor	DM	3	6	6	2	4
Remand Visitation	RV	1	1	1	1	-
Traffic	T	3	9	9	2	7
Truancy	TR	1	1	1	0	1
<b>Juvenile Total</b>		<b>34</b>	<b>62</b>	<b>62</b>	<b>31</b>	<b>31</b>
<b>Martinsville Totals</b>		<b>129</b>	<b>242</b>	<b>243</b>	<b>99</b>	<b>144</b>



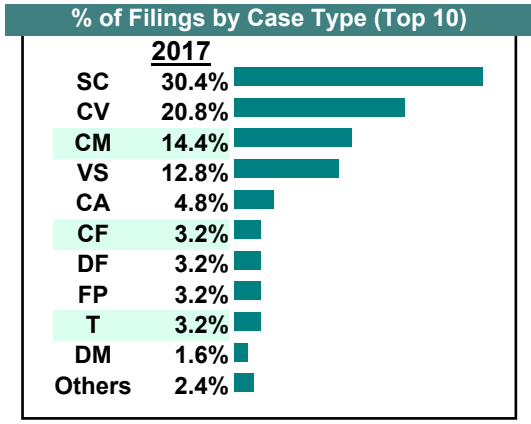
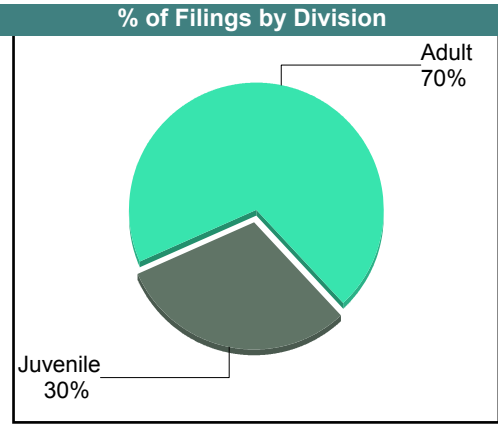

**CASELOAD STATISTICS OF THE JUVENILE & DOMESTIC RELATIONS COURTS**

**October 2017**

**Martinsville**

District: 21

		<u>Filings</u>	<u>Hearings</u>	<u>Transactions</u>	<u>Concluded</u>	<u>Cont</u>
<b><u>Adult</u></b>						
Non-Family Abuse Prot Order	AP	1	1	1	1	-
Capias	CA	6	16	16	10	6
Felony	CF	4	7	7	2	5
Misdemeanor	CM	18	37	37	6	31
Family Abuse - Prot Order	FP	4	7	7	1	6
Show Cause	SC	38	143	143	56	87
Civil Support	VS	16	32	32	22	10
<b>Adult Total</b>		<b>87</b>	<b>243</b>	<b>243</b>	<b>98</b>	<b>145</b>
<b><u>Juvenile</u></b>						
Abuse or Neglect	AN	0	1	1	1	-
Custody Visitation	CV	26	66	66	47	19
Felony	DF	4	4	4	0	4
Misdemeanor	DM	2	5	5	0	5
Permanency	PH	1	1	1	1	-
Petition	PT	1	1	1	0	1
Traffic	T	4	5	5	0	5
Truancy	TR	0	1	1	0	1
<b>Juvenile Total</b>		<b>38</b>	<b>84</b>	<b>84</b>	<b>49</b>	<b>35</b>
<b>Martinsville Totals</b>		<b>125</b>	<b>327</b>	<b>327</b>	<b>147</b>	<b>180</b>



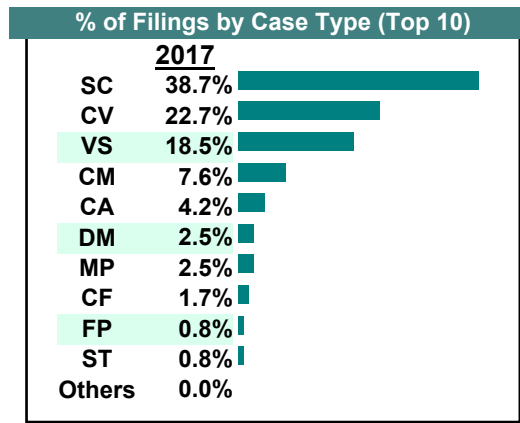
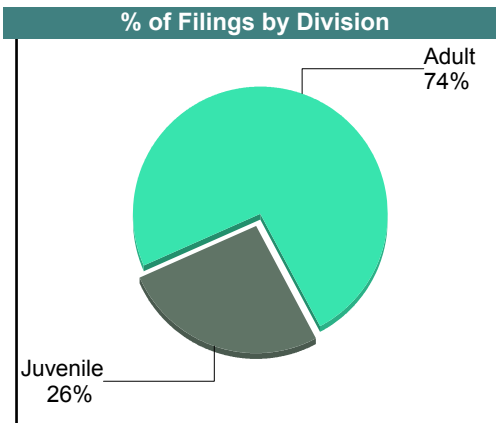
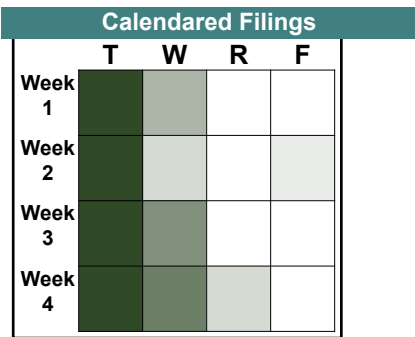
**CASELOAD STATISTICS OF THE JUVENILE & DOMESTIC RELATIONS COURTS**

September 2017

**Martinsville**

District: 21

		<u>Filings</u>	<u>Hearings</u>	<u>Transactions</u>	<u>Concluded</u>	<u>Cont</u>
<b><u>Adult</u></b>						
Capias	CA	5	9	9	4	5
Felony	CF	2	8	8	3	5
Misdemeanor	CM	9	21	21	8	13
Family Abuse - Prot Order	FP	1	6	6	5	1
Motion - Prot Order	MP	3	3	3	3	-
Show Cause	SC	46	111	111	32	79
Civil Support	VS	22	43	43	29	14
<b>Adult Total</b>		<b>88</b>	<b>201</b>	<b>201</b>	<b>84</b>	<b>117</b>
<b><u>Juvenile</u></b>						
Custody Visitation	CV	27	47	47	34	13
Felony	DF	0	3	3	1	2
Misdemeanor	DM	3	8	8	1	7
Status	ST	1	1	1	1	-
Traffic	T	0	2	2	2	-
Truancy	TR	0	2	2	0	2
<b>Juvenile Total</b>		<b>31</b>	<b>63</b>	<b>63</b>	<b>39</b>	<b>24</b>
<b>Martinsville Totals</b>		<b>119</b>	<b>264</b>	<b>264</b>	<b>123</b>	<b>141</b>



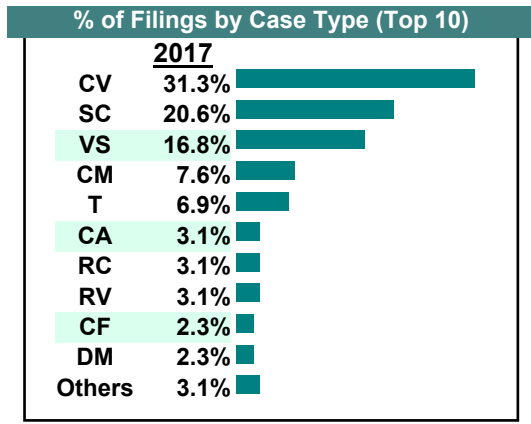
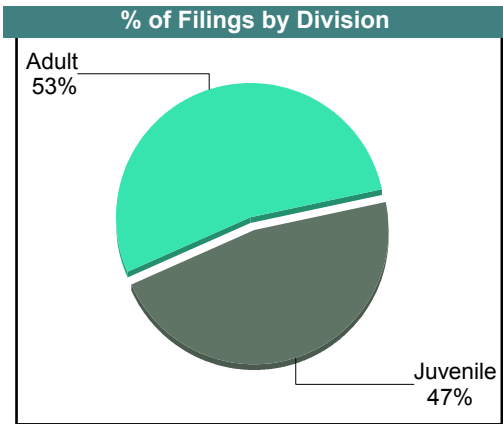

**CASELOAD STATISTICS OF THE JUVENILE & DOMESTIC RELATIONS COURTS**

**Martinsville**

District: 21

**August 2017**

		<u>Filings</u>	<u>Hearings</u>	<u>Transactions</u>	<u>Concluded</u>	<u>Cont</u>
<b><u>Adult</u></b>						
Non-Family Abuse Prot Order	AP	0	1	1	1	-
Capias	CA	4	11	11	4	7
Felony	CF	3	5	5	1	4
Misdemeanor	CM	10	35	35	17	18
Family Abuse - Prot Order	FP	3	5	5	3	2
Motion - Prot Order	MP	1	1	1	1	-
Show Cause	SC	27	76	76	31	45
Civil Support	VS	22	31	31	14	17
<b>Adult Total</b>		<b>70</b>	<b>165</b>	<b>165</b>	<b>72</b>	<b>93</b>
<b><u>Juvenile</u></b>						
Abuse or Neglect	AN	0	1	1	0	1
Custody Visitation	CV	41	52	52	26	26
Felony	DF	0	1	1	0	1
Misdemeanor	DM	3	12	12	4	8
Remand Custody	RC	4	4	4	4	-
Remand Visitation	RV	4	4	4	4	-
Traffic	T	9	11	11	3	8
<b>Juvenile Total</b>		<b>61</b>	<b>85</b>	<b>85</b>	<b>41</b>	<b>44</b>
<b>Martinsville Totals</b>		<b>131</b>	<b>250</b>	<b>250</b>	<b>113</b>	<b>137</b>



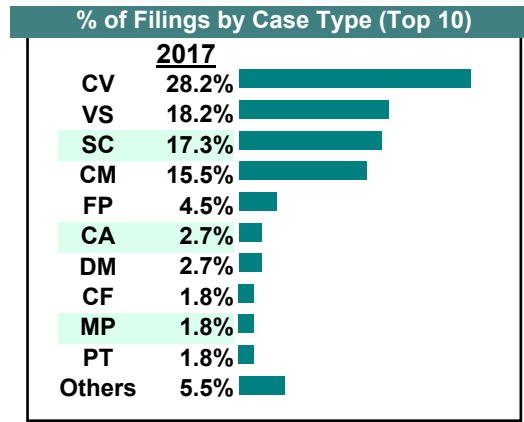
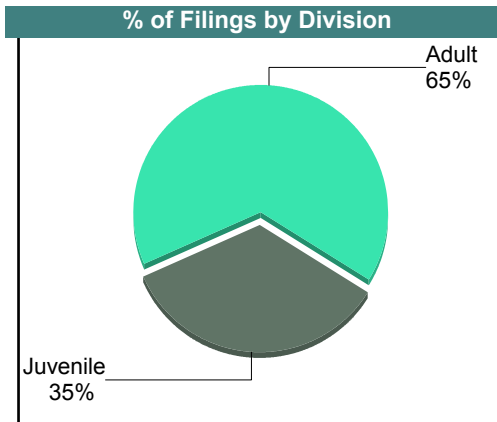
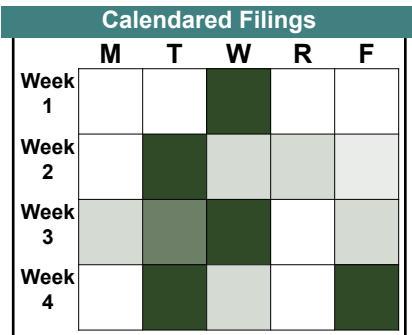
**CASELOAD STATISTICS OF THE JUVENILE & DOMESTIC RELATIONS COURTS**

July 2017

**Martinsville**

District: 21

		<u>Filings</u>	<u>Hearings</u>	<u>Transactions</u>	<u>Concluded</u>	<u>Cont</u>
<b><u>Adult</u></b>						
Non-Family Abuse Prot Order	AP	1	2	2	0	2
Capias	CA	3	6	6	2	4
Felony	CF	2	5	5	3	2
Misdemeanor	CM	17	49	49	14	35
Family Abuse - Prot Order	FP	5	13	13	8	5
Motion - Prot Order	MP	2	2	2	2	-
Remand Support	RS	1	1	1	1	-
Show Cause	SC	19	61	61	21	40
SL/Other	SL	2	2	2	2	-
Civil Support	VS	20	39	39	23	16
<b>Adult Total</b>		<b>72</b>	<b>180</b>	<b>180</b>	<b>76</b>	<b>104</b>
<b><u>Juvenile</u></b>						
Custody Visitation	CV	31	41	41	21	20
Felony	DF	0	5	5	2	3
Misdemeanor	DM	3	10	10	3	7
Petition	PT	2	2	2	2	-
Status	ST	0	1	1	1	-
Traffic	T	2	4	4	1	3
Truancy	TR	0	1	1	0	1
<b>Juvenile Total</b>		<b>38</b>	<b>64</b>	<b>64</b>	<b>30</b>	<b>34</b>
<b>Martinsville Totals</b>		<b>110</b>	<b>244</b>	<b>244</b>	<b>106</b>	<b>138</b>





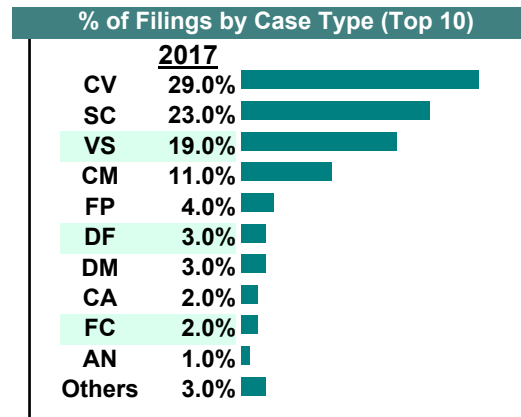
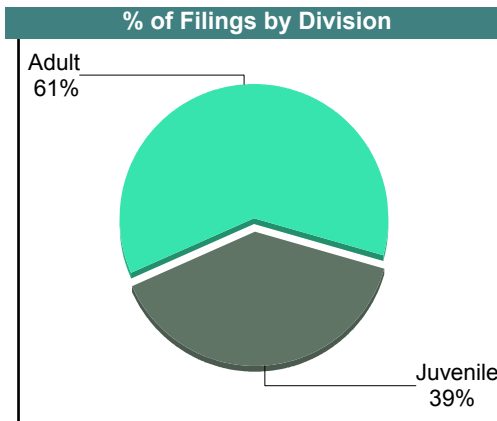
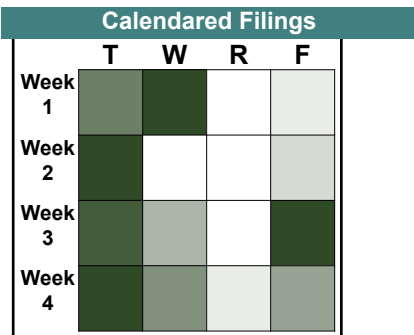
**CASELOAD STATISTICS OF THE JUVENILE & DOMESTIC RELATIONS COURTS**

June 2017

**Martinsville**

District: 21

		<u>Filings</u>	<u>Hearings</u>	<u>Transactions</u>	<u>Concluded</u>	<u>Cont</u>
<b><u>Adult</u></b>						
Capias	CA	2	7	7	3	4
Felony	CF	1	5	5	2	3
Misdemeanor	CM	11	42	42	20	22
Family Abuse - Prot Order	FP	4	9	9	2	7
Show Cause	SC	23	80	80	37	43
SL/Other	SL	1	1	1	1	-
Civil Support	VS	19	40	40	24	16
<b>Adult Total</b>		<b>61</b>	<b>184</b>	<b>184</b>	<b>89</b>	<b>95</b>
<b><u>Juvenile</u></b>						
Abuse or Neglect	AN	1	3	3	1	2
Custody Visitation	CV	29	69	69	38	31
Felony	DF	3	7	7	0	7
Misdemeanor	DM	3	10	10	1	9
Foster Care Review	FC	2	2	2	2	-
Status	ST	1	1	1	0	1
Truancy	TR	0	2	2	0	2
<b>Juvenile Total</b>		<b>39</b>	<b>94</b>	<b>94</b>	<b>42</b>	<b>52</b>
<b>Martinsville Totals</b>		<b>100</b>	<b>278</b>	<b>278</b>	<b>131</b>	<b>147</b>



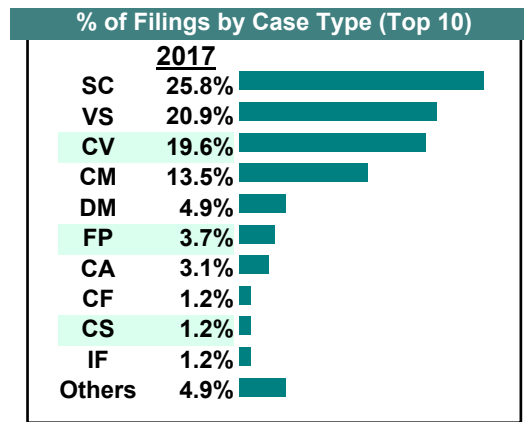
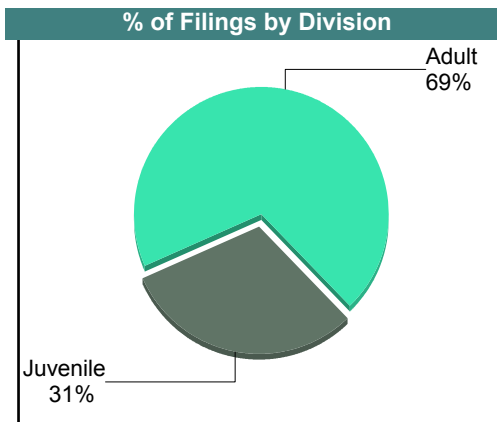

**CASELOAD STATISTICS OF THE JUVENILE & DOMESTIC RELATIONS COURTS**

May 2017

**Martinsville**

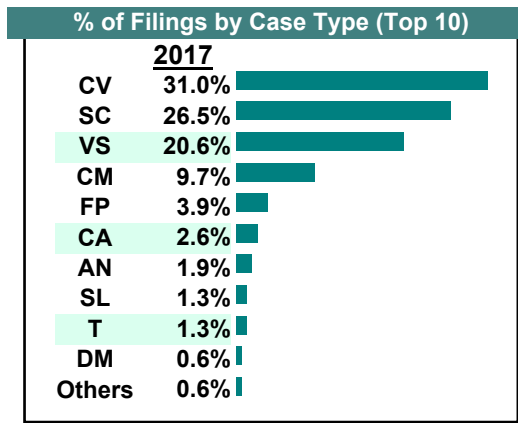
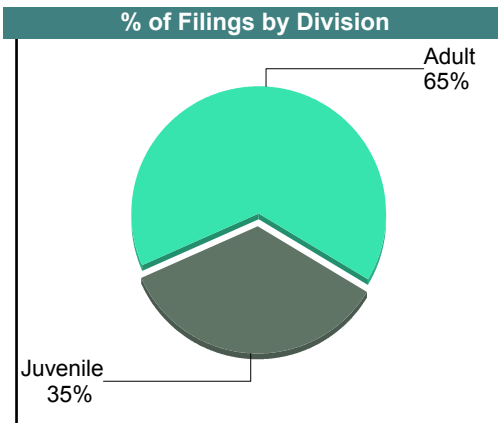
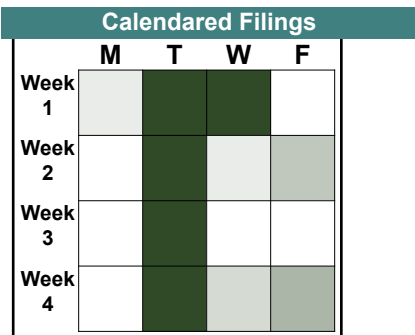
District: 21

		<u>Filings</u>	<u>Hearings</u>	<u>Transactions</u>	<u>Concluded</u>	<u>Cont</u>
<b><u>Adult</u></b>						
Capias	CA	5	11	11	5	6
Felony	CF	2	3	3	0	3
Misdemeanor	CM	22	48	48	13	35
Family Abuse - Prot Order	FP	6	10	10	5	5
Motion - Prot Order	MP	1	3	3	2	1
Show Cause	SC	42	126	126	50	76
SL/Other	SL	1	1	1	1	-
Civil Support	VS	34	59	59	39	20
<b>Adult Total</b>		<b>113</b>	<b>261</b>	<b>261</b>	<b>115</b>	<b>146</b>
<b><u>Juvenile</u></b>						
Abuse or Neglect	AN	0	3	3	3	-
Child in Need of Services	CS	2	2	2	2	-
Custody Visitation	CV	32	50	50	42	8
Misdemeanor	DM	8	12	12	4	8
Foster Care Review	FC	1	1	1	1	-
Initial Foster Care	IF	2	2	2	2	-
Status	ST	2	4	4	2	2
Traffic	T	2	3	3	2	1
Truancy	TR	1	4	4	2	2
<b>Juvenile Total</b>		<b>50</b>	<b>81</b>	<b>81</b>	<b>60</b>	<b>21</b>
<b>Martinsville Totals</b>		<b>163</b>	<b>342</b>	<b>342</b>	<b>175</b>	<b>167</b>



April 2017

		Filings	Hearings	Transactions	Concluded	Cont
<b>Adult</b>						
Capias	CA	4	7	7	5	2
Felony	CF	0	2	2	2	-
Misdemeanor	CM	15	27	27	7	20
Family Abuse - Prot Order	FP	6	10	10	4	6
Motion - Prot Order	MP	1	1	1	0	1
Show Cause	SC	41	74	74	23	51
SL/Other	SL	2	2	2	2	-
Civil Support	VS	32	45	45	26	19
<b>Adult Total</b>		<b>101</b>	<b>168</b>	<b>168</b>	<b>69</b>	<b>99</b>
<b>Juvenile</b>						
Abuse or Neglect	AN	3	4	4	0	4
Custody Visitation	CV	48	76	76	48	28
Felony	DF	0	4	4	1	3
Misdemeanor	DM	1	2	2	1	1
Traffic	T	2	5	5	2	3
<b>Juvenile Total</b>		<b>54</b>	<b>91</b>	<b>91</b>	<b>52</b>	<b>39</b>
<b>Martinsville Totals</b>		<b>155</b>	<b>259</b>	<b>259</b>	<b>121</b>	<b>138</b>



**CASELOAD STATISTICS OF THE JUVENILE & DOMESTIC RELATIONS COURTS**

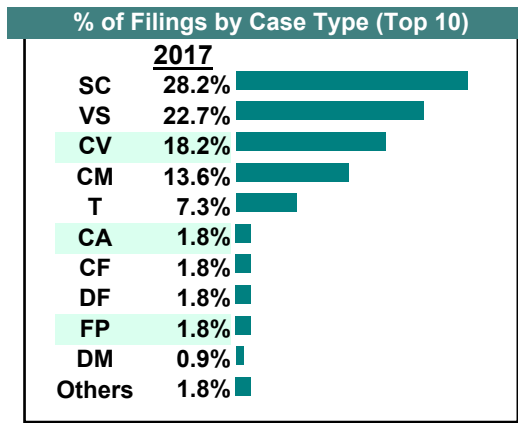
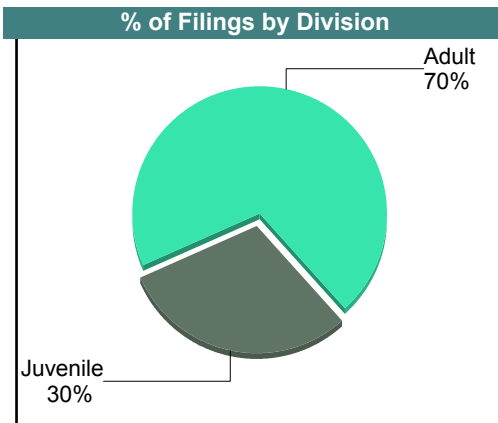
**Martinsville**

District: 21

March 2017

		<u>Filings</u>	<u>Hearings</u>	<u>Transactions</u>	<u>Concluded</u>	<u>Cont</u>
<b><u>Adult</u></b>						
Capias	CA	2	6	6	3	3
Felony	CF	2	6	6	1	5
Misdemeanor	CM	15	38	38	14	24
Family Abuse - Prot Order	FP	2	5	5	3	2
Show Cause	SC	31	75	75	23	52
Civil Support	VS	25	49	49	31	18
<b>Adult Total</b>		<b>77</b>	<b>179</b>	<b>179</b>	<b>75</b>	<b>104</b>
<b><u>Juvenile</u></b>						
Custody Visitation	CV	20	45	45	29	16
Felony	DF	2	3	3	0	3
Misdemeanor	DM	1	11	11	8	3
Foster Care Review	FC	1	1	1	1	-
Traffic	T	8	9	9	6	3
Term Parental Rights	TP	1	1	1	1	-
Truancy	TR	0	2	2	0	2
<b>Juvenile Total</b>		<b>33</b>	<b>72</b>	<b>72</b>	<b>45</b>	<b>27</b>
<b>Martinsville Totals</b>		<b>110</b>	<b>251</b>	<b>251</b>	<b>120</b>	<b>131</b>

Calendared Filings					
	M	T	W	R	F
Week 1					
Week 2					
Week 3					
Week 4					
Week 5					



**CASELOAD STATISTICS OF THE JUVENILE & DOMESTIC RELATIONS COURTS**

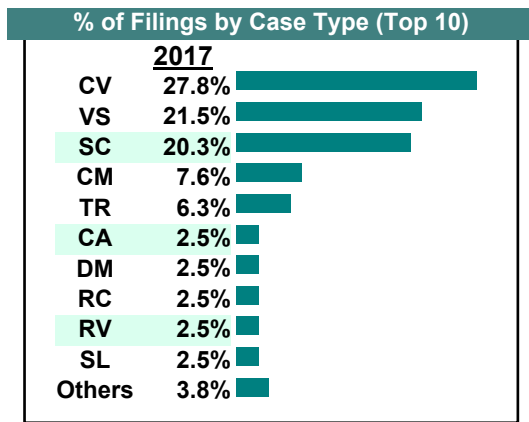
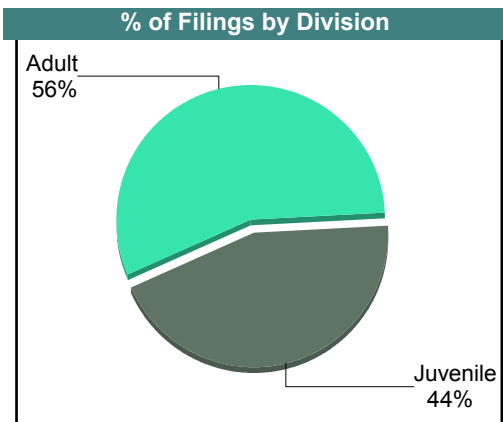
**Martinsville**

District: 21

February 2017

		<u>Filings</u>	<u>Hearings</u>	<u>Transactions</u>	<u>Concluded</u>	<u>Cont</u>
<b><u>Adult</u></b>						
Capias	CA	2	7	7	2	5
Felony	CF	0	4	4	1	3
Misdemeanor	CM	6	26	26	12	14
Family Abuse - Prot Order	FP	1	9	9	8	1
Show Cause	SC	16	51	51	17	34
SL/Other	SL	2	2	2	2	-
Civil Support	VS	17	45	45	30	15
<b>Adult Total</b>		<b>44</b>	<b>144</b>	<b>144</b>	<b>72</b>	<b>72</b>
<b><u>Juvenile</u></b>						
Abuse or Neglect	AN	0	1	1	0	1
Capias	CA	0	1	1	1	-
Custody Visitation	CV	22	57	57	39	18
Felony	DF	0	8	8	2	6
Misdemeanor	DM	2	9	9	3	6
Petition	PT	0	1	1	1	-
Remand Custody	RC	2	2	2	2	-
Remand Visitation	RV	2	2	2	2	-
Traffic	T	2	3	3	3	-
Truancy	TR	5	7	7	2	5
<b>Juvenile Total</b>		<b>35</b>	<b>91</b>	<b>91</b>	<b>55</b>	<b>36</b>
<b>Martinsville Totals</b>		<b>79</b>	<b>235</b>	<b>235</b>	<b>127</b>	<b>108</b>

Calendared Filings					
	M	T	W	R	F
Week 1					
Week 2					
Week 3					
Week 4					
Week 5					



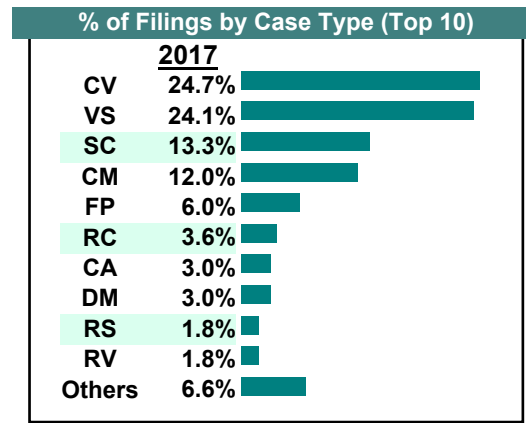
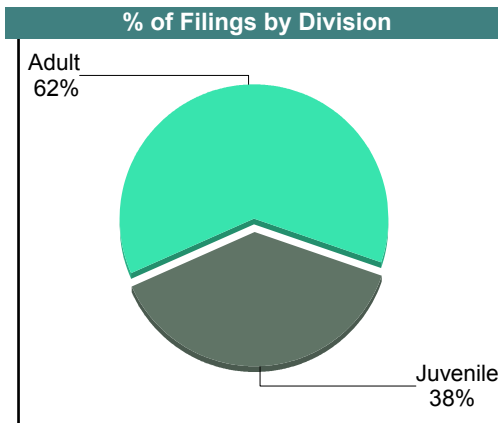
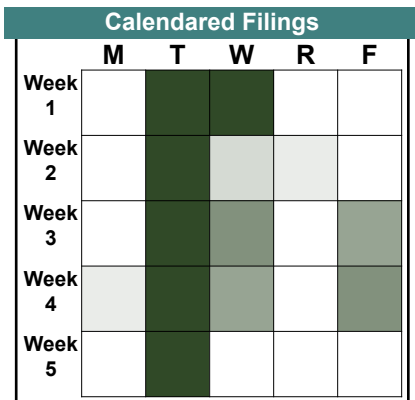
**CASELOAD STATISTICS OF THE JUVENILE & DOMESTIC RELATIONS COURTS**

January 2017

**Martinsville**

District: 21

		<u>Filings</u>	<u>Hearings</u>	<u>Transactions</u>	<u>Concluded</u>	<u>Cont</u>
<b><u>Adult</u></b>						
Capias	CA	5	11	11	5	6
Felony	CF	2	4	4	1	3
Misdemeanor	CM	20	39	39	10	29
Family Abuse - Prot Order	FP	10	14	14	5	9
Remand Support	RS	3	3	3	3	-
Show Cause	SC	22	74	74	24	50
SL/Other	SL	1	1	1	1	-
Civil Support	VS	40	71	71	34	37
<b>Adult Total</b>		<b>103</b>	<b>217</b>	<b>217</b>	<b>83</b>	<b>134</b>
<b><u>Juvenile</u></b>						
Abuse or Neglect	AN	1	1	1	0	1
Custody Relief	CR	0	2	2	2	-
Custody Visitation	CV	41	104	104	62	42
Felony	DF	2	3	3	0	3
Misdemeanor	DM	5	11	11	1	10
Initial Foster Care	IF	1	1	1	1	-
Motion - Prot Order	MP	1	1	1	1	-
Permanency	PH	1	1	1	1	-
Remand Custody	RC	6	6	6	6	-
Remand Visitation	RV	3	3	3	3	-
Traffic	T	2	1	2	1	1
<b>Juvenile Total</b>		<b>63</b>	<b>134</b>	<b>135</b>	<b>78</b>	<b>57</b>
<b>Martinsville Totals</b>		<b>166</b>	<b>351</b>	<b>352</b>	<b>161</b>	<b>191</b>

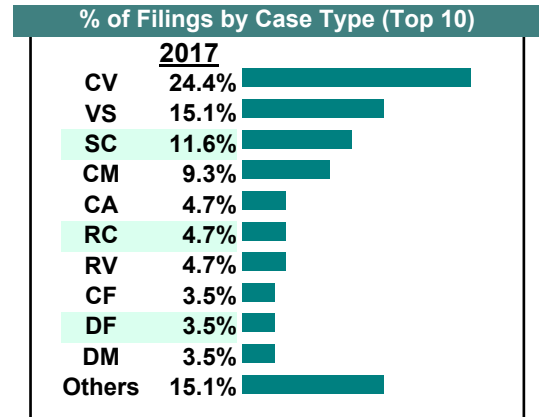
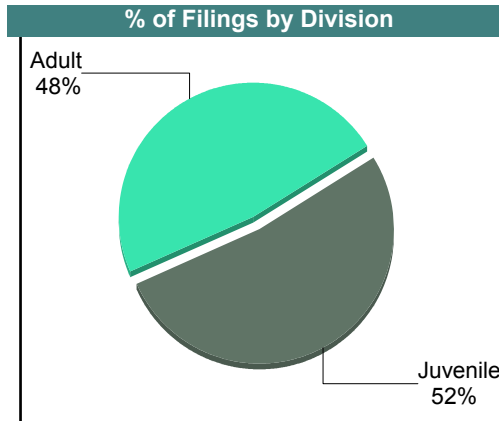
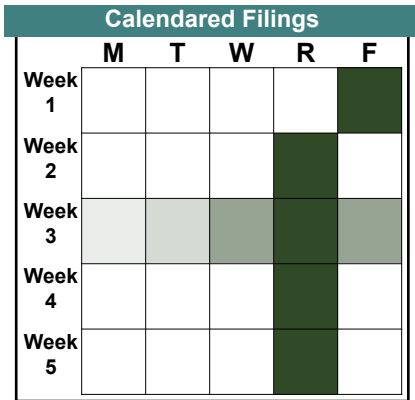


**CASELOAD STATISTICS OF THE JUVENILE & DOMESTIC RELATIONS COURTS**

December 2017

**Patrick**  
District: 21

		<u>Filings</u>	<u>Hearings</u>	<u>Transactions</u>	<u>Concluded</u>	<u>Cont</u>
<b><u>Adult</u></b>						
Capias	CA	4	10	10	3	7
Felony	CF	3	10	10	3	7
Misdemeanor	CM	8	23	23	8	15
Family Abuse - Prot Order	FP	2	7	7	2	5
Show Cause	SC	10	31	31	8	23
SL/Other	SL	1	1	1	1	-
Civil Support	VS	13	20	20	11	9
<b>Adult Total</b>		<b>41</b>	<b>102</b>	<b>102</b>	<b>36</b>	<b>66</b>
<b><u>Juvenile</u></b>						
Abuse or Neglect	AN	1	1	1	0	1
Custody Visitation	CV	21	37	37	15	22
Felony	DF	3	11	11	1	10
Misdemeanor	DM	3	15	15	3	12
Foster Care Review	FC	1	1	1	1	-
Initial Foster Care	IF	2	2	2	2	-
Motion - Prot Order	MP	2	2	2	0	2
Permanency	PH	2	2	2	2	-
Petition	PT	0	1	1	0	1
Remand Custody	RC	4	4	4	4	-
Remand Visitation	RV	4	4	4	4	-
Status	ST	0	3	3	0	3
Traffic	T	2	2	2	0	2
<b>Juvenile Total</b>		<b>45</b>	<b>85</b>	<b>85</b>	<b>32</b>	<b>53</b>
<b>Patrick Totals</b>		<b>86</b>	<b>187</b>	<b>187</b>	<b>68</b>	<b>119</b>

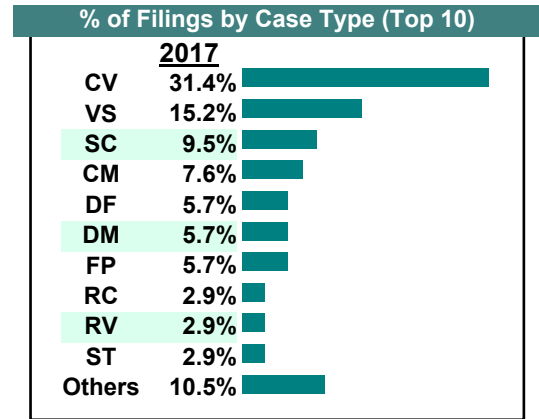
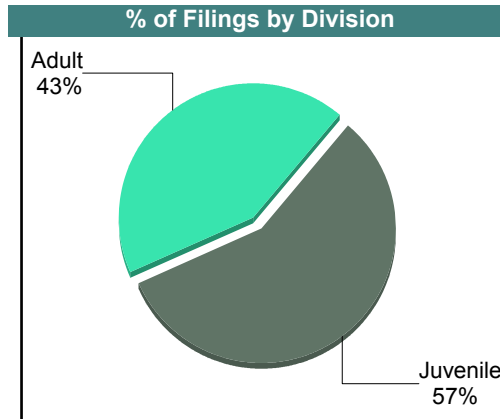



**CASELOAD STATISTICS OF THE JUVENILE & DOMESTIC RELATIONS COURTS**

November 2017

**Patrick**  
District: 21

		<u>Filings</u>	<u>Hearings</u>	<u>Transactions</u>	<u>Concluded</u>	<u>Cont</u>
<b><u>Adult</u></b>						
Capias	CA	2	7	7	5	2
Felony	CF	0	9	9	8	1
Misdemeanor	CM	8	15	15	3	12
Family Abuse - Prot Order	FP	6	10	10	5	5
Motion - Prot Order	MP	2	2	2	2	-
Remand Support	RS	1	1	1	1	-
Show Cause	SC	10	28	28	9	19
Civil Support	VS	16	20	20	10	10
<b>Adult Total</b>		<b>45</b>	<b>92</b>	<b>92</b>	<b>43</b>	<b>49</b>
<b><u>Juvenile</u></b>						
Abuse or Neglect	AN	2	5	5	0	5
Child in Need of Services	CS	0	3	3	3	-
Custody Visitation	CV	33	54	54	34	20
Felony	DF	6	18	18	1	17
Misdemeanor	DM	6	21	21	10	11
Foster Care Review	FC	1	1	1	1	-
Permanency	PH	2	2	2	2	-
Petition	PT	1	2	2	2	-
Remand Custody	RC	3	3	3	3	-
Remand Visitation	RV	3	3	3	3	-
Status	ST	3	3	3	3	-
Traffic	T	0	2	2	2	-
<b>Juvenile Total</b>		<b>60</b>	<b>117</b>	<b>117</b>	<b>64</b>	<b>53</b>
<b>Patrick Totals</b>		<b>105</b>	<b>209</b>	<b>209</b>	<b>107</b>	<b>102</b>



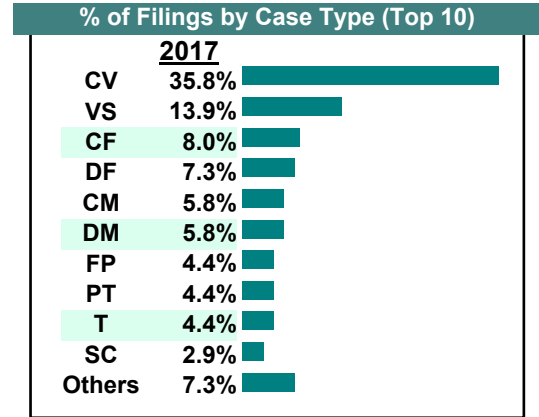
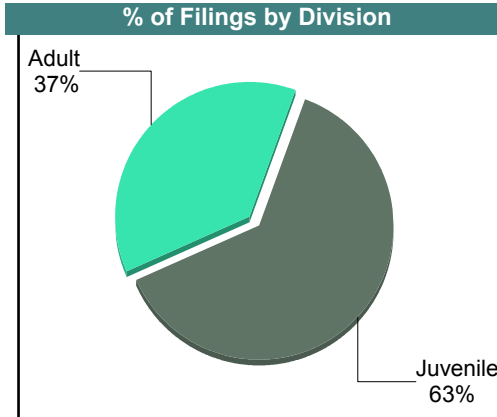
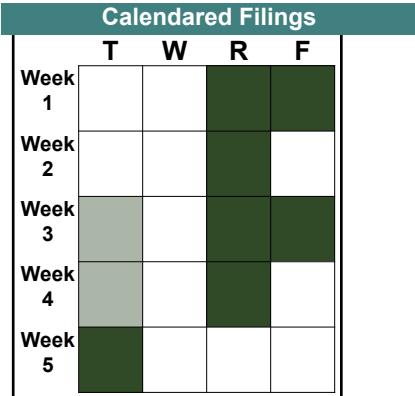


# CASELOAD STATISTICS OF THE JUVENILE & DOMESTIC RELATIONS COURTS

October 2017

**Patrick**  
District: 21

		<u>Filings</u>	<u>Hearings</u>	<u>Transactions</u>	<u>Concluded</u>	<u>Cont</u>
<b><u>Adult</u></b>						
Capias	CA	1	7	7	4	3
Felony	CF	11	14	14	3	11
Misdemeanor	CM	8	21	21	8	13
Family Abuse - Prot Order	FP	6	8	8	4	4
Motion - Prot Order	MP	1	2	2	2	-
Show Cause	SC	4	24	24	12	12
SL/Other	SL	1	1	1	1	-
Civil Support	VS	19	27	27	18	9
<b>Adult Total</b>		<b>51</b>	<b>104</b>	<b>104</b>	<b>52</b>	<b>52</b>
<b><u>Juvenile</u></b>						
Abuse or Neglect	AN	1	2	2	0	2
Custody Relief	CR	2	2	2	2	-
Custody Visitation	CV	49	79	79	65	14
Felony	DF	10	13	13	0	13
Misdemeanor	DM	8	18	18	7	11
Motion - Prot Order	MP	2	2	2	2	-
Permanency	PH	1	1	1	1	-
Petition	PT	6	6	6	4	2
Show Cause	SC	0	1	1	1	-
Status	ST	1	2	2	0	2
Traffic	T	6	10	10	4	6
Term Parental Rights	TP	0	5	5	5	-
<b>Juvenile Total</b>		<b>86</b>	<b>141</b>	<b>141</b>	<b>91</b>	<b>50</b>
<b>Patrick Totals</b>		<b>137</b>	<b>245</b>	<b>245</b>	<b>143</b>	<b>102</b>

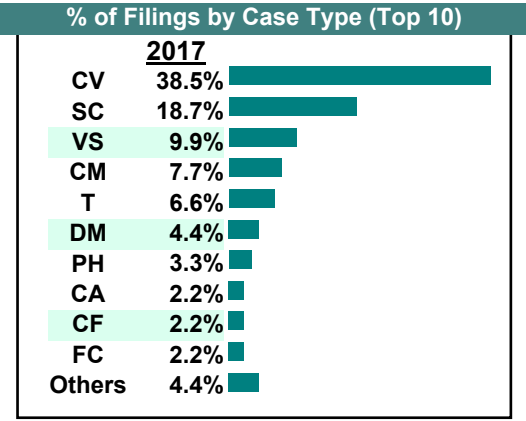
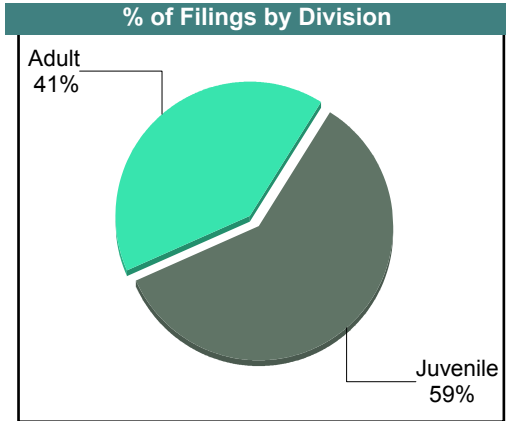
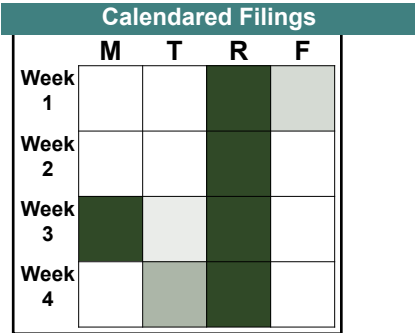


**CASELOAD STATISTICS OF THE JUVENILE & DOMESTIC RELATIONS COURTS**

September 2017

**Patrick**  
District: 21

		<u>Filings</u>	<u>Hearings</u>	<u>Transactions</u>	<u>Concluded</u>	<u>Cont</u>
<b><u>Adult</u></b>						
Capias	CA	2	11	11	1	10
Felony	CF	2	7	7	2	5
Misdemeanor	CM	7	19	19	5	14
Family Abuse - Prot Order	FP	1	3	3	3	-
Motion - Prot Order	MP	1	1	1	0	1
Show Cause	SC	15	36	36	6	30
Civil Support	VS	9	17	17	10	7
<b>Adult Total</b>		<b>37</b>	<b>94</b>	<b>94</b>	<b>27</b>	<b>67</b>
<b><u>Juvenile</u></b>						
Child in Need of Services	CS	0	1	1	0	1
Custody Visitation	CV	35	74	74	51	23
Felony	DF	0	6	6	0	6
Misdemeanor	DM	4	17	17	1	16
Foster Care Review	FC	2	2	2	2	-
Protective Order	PC	0	1	1	1	-
Permanency	PH	3	3	3	3	-
Petition	PT	1	1	1	1	-
Show Cause	SC	2	2	2	0	2
Status	ST	1	3	3	0	3
Traffic	T	6	7	7	1	6
Term Parental Rights	TP	0	5	5	0	5
Truancy	TR	0	1	1	0	1
<b>Juvenile Total</b>		<b>54</b>	<b>123</b>	<b>123</b>	<b>60</b>	<b>63</b>
<b>Patrick Totals</b>		<b>91</b>	<b>217</b>	<b>217</b>	<b>87</b>	<b>130</b>



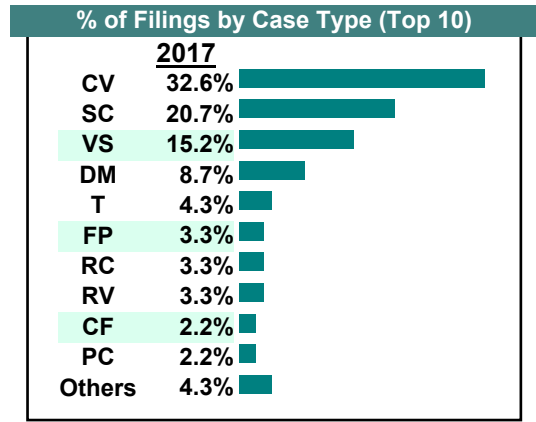
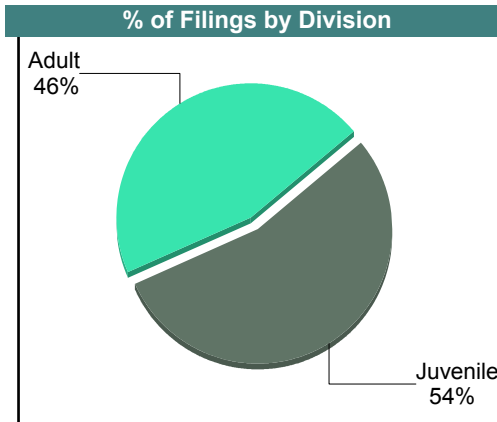
# CASELOAD STATISTICS OF THE JUVENILE & DOMESTIC RELATIONS COURTS

August 2017

**Patrick**  
District: 21

		<u>Filings</u>	<u>Hearings</u>	<u>Transactions</u>	<u>Concluded</u>	<u>Cont</u>
<b><u>Adult</u></b>						
Capias	CA	1	6	6	5	1
Felony	CF	2	9	9	5	4
Misdemeanor	CM	1	23	23	14	9
Family Abuse - Prot Order	FP	3	3	3	1	2
Motion - Prot Order	MP	1	1	1	1	-
Remand Support	RS	1	1	1	1	-
Show Cause	SC	19	36	36	9	27
Civil Support	VS	14	18	18	12	6
<b>Adult Total</b>		<b>42</b>	<b>97</b>	<b>97</b>	<b>48</b>	<b>49</b>
<b><u>Juvenile</u></b>						
Custody Visitation	CV	30	46	46	34	12
Felony	DF	0	7	7	0	7
Misdemeanor	DM	8	27	27	4	23
Protective Order	PC	2	4	4	3	1
Remand Custody	RC	3	3	3	3	-
Child at Risk	RI	0	1	1	1	-
Remand Visitation	RV	3	3	3	3	-
Traffic	T	4	7	7	4	3
<b>Juvenile Total</b>		<b>50</b>	<b>98</b>	<b>98</b>	<b>52</b>	<b>46</b>
<b>Patrick Totals</b>		<b>92</b>	<b>195</b>	<b>195</b>	<b>100</b>	<b>95</b>

Calendared Filings				
	M	T	R	F
Week 1				
Week 2				
Week 3				
Week 4				
Week 5				

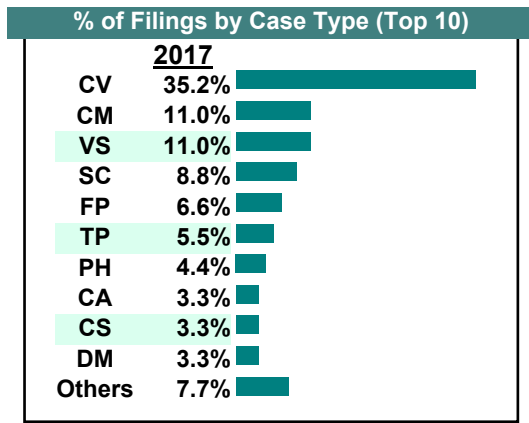
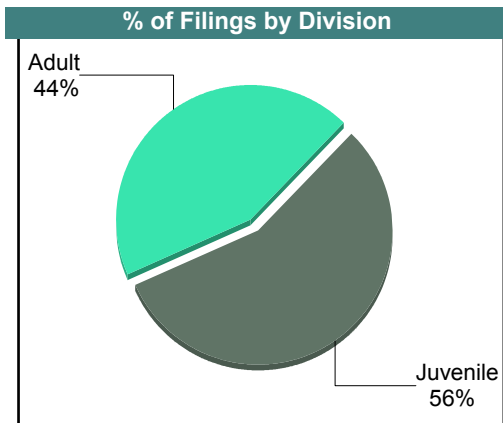
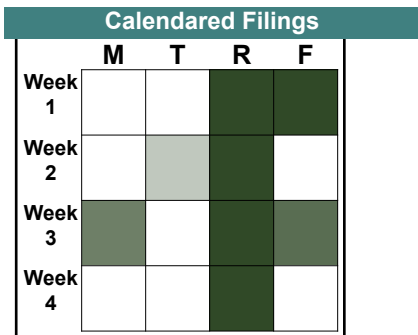


# CASELOAD STATISTICS OF THE JUVENILE & DOMESTIC RELATIONS COURTS

July 2017

**Patrick**  
District: 21

		<u>Filings</u>	<u>Hearings</u>	<u>Transactions</u>	<u>Concluded</u>	<u>Cont</u>
<b><u>Adult</u></b>						
Capias	CA	3	5	5	2	3
Felony	CF	1	9	9	6	3
Misdemeanor	CM	10	29	29	7	22
Family Abuse - Prot Order	FP	6	8	8	7	1
Motion - Prot Order	MP	2	2	2	2	-
Show Cause	SC	8	30	30	16	14
Civil Support	VS	10	21	21	17	4
<b>Adult Total</b>		<b>40</b>	<b>104</b>	<b>104</b>	<b>57</b>	<b>47</b>
<b><u>Juvenile</u></b>						
Abuse or Neglect	AN	0	9	9	5	4
Child in Need of Services	CS	3	4	4	0	4
Custody Visitation	CV	32	63	63	41	22
Felony	DF	0	12	12	6	6
Misdemeanor	DM	3	14	14	1	13
Initial Foster Care	IF	1	1	1	1	-
Protective Order	PC	2	2	2	0	2
Permanency	PH	4	4	4	4	-
Petition	PT	1	3	3	3	-
Status	ST	0	2	2	2	-
Traffic	T	0	1	1	1	-
Term Parental Rights	TP	5	5	5	0	5
Truancy	TR	0	1	1	0	1
<b>Juvenile Total</b>		<b>51</b>	<b>121</b>	<b>121</b>	<b>64</b>	<b>57</b>
<b>Patrick Totals</b>		<b>91</b>	<b>225</b>	<b>225</b>	<b>121</b>	<b>104</b>

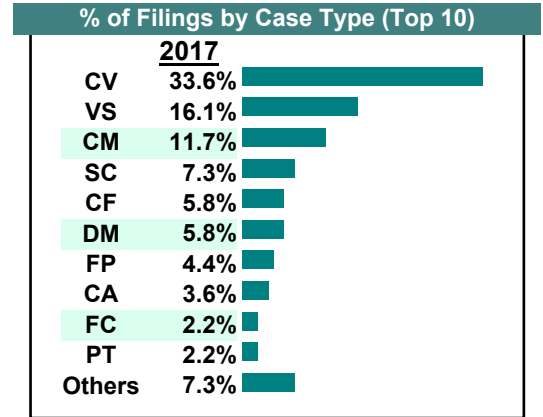
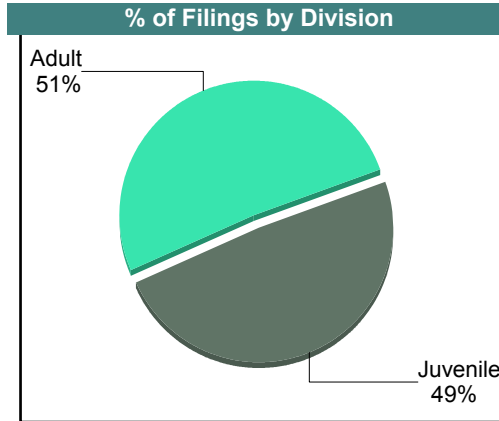



# CASELOAD STATISTICS OF THE JUVENILE & DOMESTIC RELATIONS COURTS

June 2017

**Patrick**  
District: 21

		<u>Filings</u>	<u>Hearings</u>	<u>Transactions</u>	<u>Concluded</u>	<u>Cont</u>
<b>Adult</b>						
Non-Family Abuse Prot Order	AP	1	2	2	2	-
Capias	CA	5	12	12	3	9
Felony	CF	8	18	18	5	13
Misdemeanor	CM	16	38	38	16	22
Family Abuse - Prot Order	FP	6	12	12	10	2
Motion - Prot Order	MP	2	2	2	1	1
Show Cause	SC	10	38	38	15	23
Civil Support	VS	22	32	32	20	12
<b>Adult Total</b>		<b>70</b>	<b>154</b>	<b>154</b>	<b>72</b>	<b>82</b>
<b>Juvenile</b>						
Abuse or Neglect	AN	0	1	1	1	-
Custody Visitation	CV	46	66	66	36	30
Felony	DF	2	13	13	3	10
Misdemeanor	DM	8	15	15	2	13
Foster Care Review	FC	3	3	3	3	-
Motion - Prot Order	MP	0	1	1	1	-
Permanency	PH	2	2	2	2	-
Petition	PT	3	3	3	2	1
Status	ST	1	4	4	1	3
Traffic	T	1	6	6	3	3
Truancy	TR	1	1	1	0	1
<b>Juvenile Total</b>		<b>67</b>	<b>115</b>	<b>115</b>	<b>54</b>	<b>61</b>
<b>Patrick Totals</b>		<b>137</b>	<b>269</b>	<b>269</b>	<b>126</b>	<b>143</b>

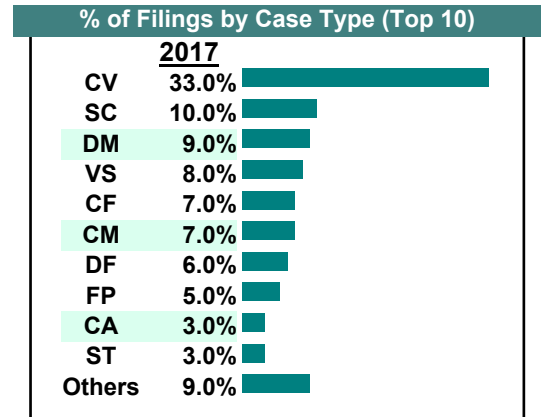
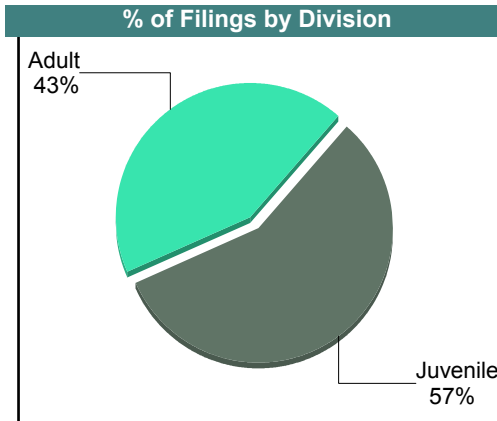
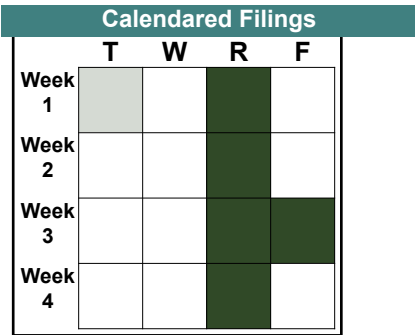


**CASELOAD STATISTICS OF THE JUVENILE & DOMESTIC RELATIONS COURTS**

May 2017

**Patrick**  
District: 21

		<u>Filings</u>	<u>Hearings</u>	<u>Transactions</u>	<u>Concluded</u>	<u>Cont</u>
<b>Adult</b>						
Non-Family Abuse Prot Order	AP	1	2	2	1	1
Capias	CA	3	8	8	2	6
Felony	CF	7	10	10	5	5
Misdemeanor	CM	7	26	26	16	10
Family Abuse - Prot Order	FP	5	6	6	2	4
Show Cause	SC	10	34	34	13	21
SL/Other	SL	2	2	2	2	-
Civil Support	VS	8	20	20	15	5
<b>Adult Total</b>		<b>43</b>	<b>108</b>	<b>108</b>	<b>56</b>	<b>52</b>
<b>Juvenile</b>						
Abuse or Neglect	AN	0	2	2	2	-
Custody Visitation	CV	33	63	63	26	37
Felony	DF	6	6	6	0	6
Misdemeanor	DM	9	15	15	3	12
Initial Foster Care	IF	2	2	2	2	-
Protective Order	PC	1	1	1	1	-
Permanency	PH	1	1	1	1	-
Petition	PT	2	2	2	2	-
Status	ST	3	4	4	1	3
Traffic	T	0	1	1	1	-
<b>Juvenile Total</b>		<b>57</b>	<b>97</b>	<b>97</b>	<b>39</b>	<b>58</b>
<b>Patrick Totals</b>		<b>100</b>	<b>205</b>	<b>205</b>	<b>95</b>	<b>110</b>

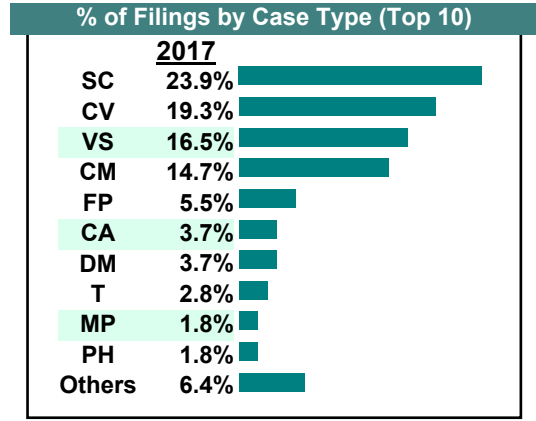
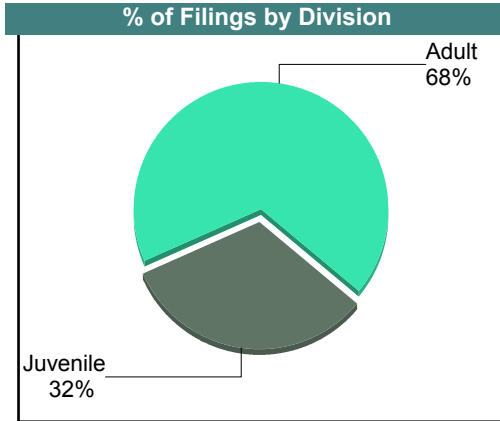
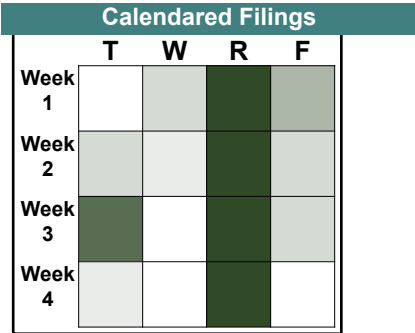


# CASELOAD STATISTICS OF THE JUVENILE & DOMESTIC RELATIONS COURTS

April 2017

**Patrick**  
District: 21

		<u>Filings</u>	<u>Hearings</u>	<u>Transactions</u>	<u>Concluded</u>	<u>Cont</u>
<b><u>Adult</u></b>						
Bond Forfeiture	BF	1	1	1	1	-
Capias	CA	4	11	11	4	7
Felony	CF	1	5	5	1	4
Misdemeanor	CM	16	27	27	4	23
Family Abuse - Prot Order	FP	6	8	8	5	3
Motion - Prot Order	MP	1	2	2	2	-
Remand Support	RS	1	1	1	1	-
Show Cause	SC	26	52	52	15	37
Civil Support	VS	18	23	23	13	10
<b>Adult Total</b>		<b>74</b>	<b>130</b>	<b>130</b>	<b>46</b>	<b>84</b>
<b><u>Juvenile</u></b>						
Abuse or Neglect	AN	1	7	7	0	7
Child in Need of Services	CS	0	1	1	0	1
Custody Visitation	CV	21	27	27	15	12
Felony	DF	0	12	12	3	9
Misdemeanor	DM	4	18	18	9	9
Motion - Prot Order	MP	1	1	1	0	1
Permanency	PH	2	2	2	2	-
Petition	PT	1	2	2	1	1
Remand Custody	RC	1	1	1	1	-
Remand Visitation	RV	1	1	1	1	-
Traffic	T	3	6	6	1	5
<b>Juvenile Total</b>		<b>35</b>	<b>78</b>	<b>78</b>	<b>33</b>	<b>45</b>
<b>Patrick Totals</b>		<b>109</b>	<b>208</b>	<b>208</b>	<b>79</b>	<b>129</b>

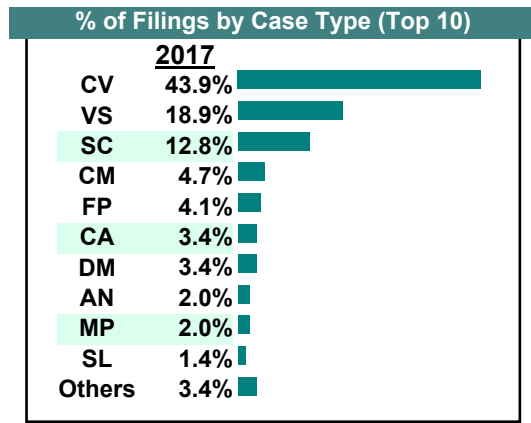
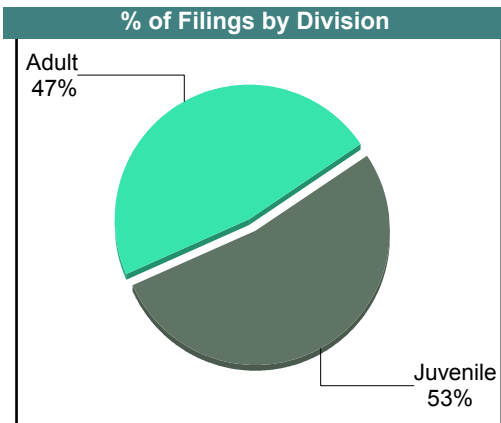



**CASELOAD STATISTICS OF THE JUVENILE & DOMESTIC RELATIONS COURTS**

March 2017

**Patrick**  
District: 21

		<u>Filings</u>	<u>Hearings</u>	<u>Transactions</u>	<u>Concluded</u>	<u>Cont</u>
<b><u>Adult</u></b>						
Non-Family Abuse Prot Order	AP	0	1	1	0	1
Capias	CA	5	11	11	3	8
Felony	CF	1	9	9	5	4
Misdemeanor	CM	7	21	21	10	11
Family Abuse - Prot Order	FP	6	11	11	8	3
Motion - Prot Order	MP	2	2	2	1	1
Show Cause	SC	19	34	34	7	27
SL/Other	SL	2	2	2	2	-
Civil Support	VS	28	50	50	35	15
<b>Adult Total</b>		<b>70</b>	<b>141</b>	<b>141</b>	<b>71</b>	<b>70</b>
<b><u>Juvenile</u></b>						
Abuse or Neglect	AN	3	15	15	5	10
Child in Need of Services	CS	1	1	1	0	1
Custody Visitation	CV	65	127	127	86	41
Felony	DF	0	5	5	0	5
Misdemeanor	DM	5	13	13	1	12
Initial Foster Care	IF	1	1	1	1	-
Motion - Prot Order	MP	1	1	1	1	-
Permanency	PH	0	3	3	3	-
Petition	PT	1	1	1	1	-
Status	ST	0	2	2	0	2
Traffic	T	1	1	1	0	1
<b>Juvenile Total</b>		<b>78</b>	<b>170</b>	<b>170</b>	<b>98</b>	<b>72</b>
<b>Patrick Totals</b>		<b>148</b>	<b>311</b>	<b>311</b>	<b>169</b>	<b>142</b>



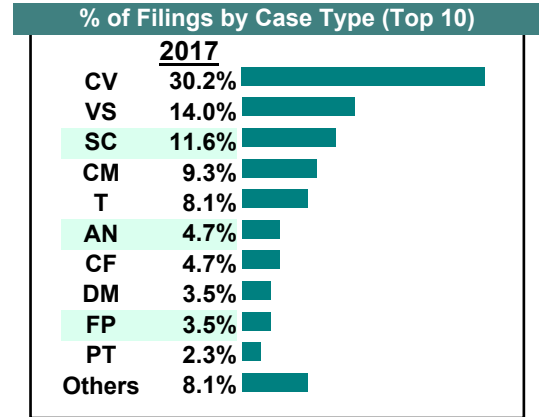
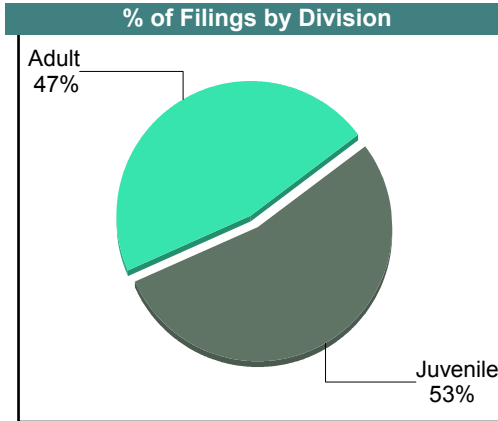



**CASELOAD STATISTICS OF THE JUVENILE & DOMESTIC RELATIONS COURTS**

February 2017

**Patrick**  
District: 21

		<u>Filings</u>	<u>Hearings</u>	<u>Transactions</u>	<u>Concluded</u>	<u>Cont</u>
<b>Adult</b>						
Non-Family Abuse Prot Order	AP	1	1	1	0	1
Capias	CA	1	2	2	0	2
Felony	CF	4	13	13	0	13
Misdemeanor	CM	8	20	20	5	15
Family Abuse - Prot Order	FP	3	7	7	2	5
Motion - Prot Order	MP	0	1	1	1	-
Remand Support	RS	1	1	1	1	-
Show Cause	SC	10	25	25	8	17
Civil Support	VS	12	22	22	11	11
<b>Adult Total</b>		<b>40</b>	<b>92</b>	<b>92</b>	<b>28</b>	<b>64</b>
<b>Juvenile</b>						
Abuse or Neglect	AN	4	4	4	0	4
Custody Visitation	CV	26	47	47	20	27
Felony	DF	0	12	12	0	12
Misdemeanor	DM	3	9	9	3	6
Initial Foster Care	IF	1	1	1	1	-
Petition	PT	2	3	3	2	1
Remand Custody	RC	2	2	2	2	-
Child at Risk	RI	1	1	1	0	1
Status	ST	0	2	2	0	2
Traffic	T	7	7	9	3	6
<b>Juvenile Total</b>		<b>46</b>	<b>88</b>	<b>90</b>	<b>31</b>	<b>59</b>
<b>Patrick Totals</b>		<b>86</b>	<b>180</b>	<b>182</b>	<b>59</b>	<b>123</b>

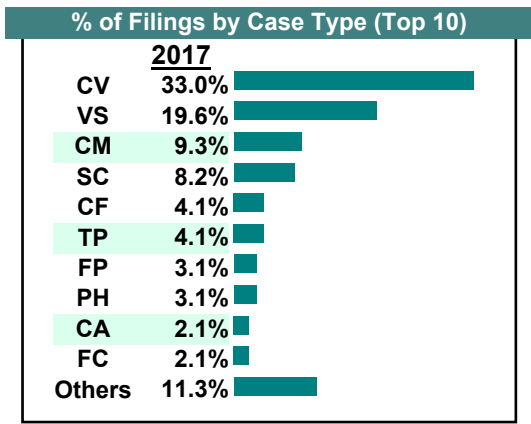
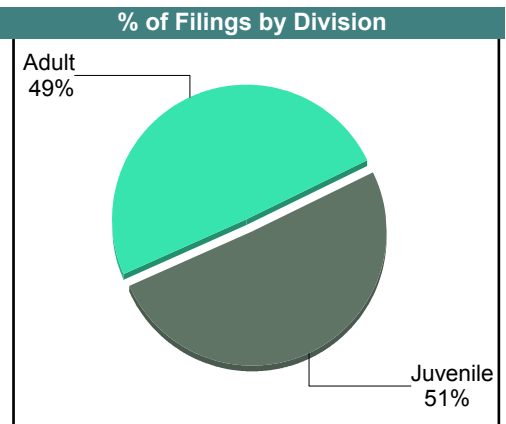



# CASELOAD STATISTICS OF THE JUVENILE & DOMESTIC RELATIONS COURTS

January 2017

**Patrick**  
District: 21

		<u>Filings</u>	<u>Hearings</u>	<u>Transactions</u>	<u>Concluded</u>	<u>Cont</u>
<b><u>Adult</u></b>						
Capias	CA	2	5	5	2	3
Felony	CF	4	11	11	3	8
Misdemeanor	CM	9	39	39	21	18
Family Abuse - Prot Order	FP	3	6	6	2	4
Motion - Prot Order	MP	2	2	2	1	1
Remand Support	RS	1	1	1	1	-
Show Cause	SC	8	29	29	14	15
Civil Support	VS	19	23	23	17	6
<b>Adult Total</b>		<b>48</b>	<b>116</b>	<b>116</b>	<b>61</b>	<b>55</b>
<b><u>Juvenile</u></b>						
Abuse or Neglect	AN	0	1	1	1	-
Custody Visitation	CV	32	65	65	48	17
Felony	DF	0	8	8	2	6
Misdemeanor	DM	0	4	4	1	3
Foster Care Review	FC	2	2	2	2	-
Family Abuse - Prot Order	FP	0	2	2	2	-
Permanency	PH	3	3	3	3	-
Petition	PT	0	1	1	1	-
Remand Custody	RC	2	2	2	2	-
Remand Visitation	RV	2	2	2	2	-
Status	ST	2	4	4	0	4
Traffic	T	1	2	2	1	1
Term Parental Rights	TP	4	4	4	4	-
Voluntary Continuing Services Agreement	VA	1	1	1	1	-
<b>Juvenile Total</b>		<b>49</b>	<b>101</b>	<b>101</b>	<b>70</b>	<b>31</b>
<b>Patrick Totals</b>		<b>97</b>	<b>217</b>	<b>217</b>	<b>131</b>	<b>86</b>



Filings by Court & Division

	<u>Henry</u>		<u>Martinsville</u>		<u>Patrick</u>		<u>Total</u>
<b>A</b> Civil Support	848	65%	278	21%	188	14%	1,314
Show Cause	732	59%	357	29%	149	12%	1,238
Adult Misdemeanor	444	61%	181	25%	105	14%	730
Family Abuse - Prot Ord	337	77%	50	11%	53	12%	440
Capias	192	70%	50	18%	33	12%	275
Adult Felony	156	70%	22	10%	44	20%	222
Motion - Prot Order	23	51%	8	18%	14	31%	45
SL/Other	13	45%	10	34%	6	21%	29
Remand Support	6	40%	4	27%	5	33%	15
Non-Family Abuse Prot	1	13%	4	50%	3	38%	8
Protective Order	6	100%	-	0%	-	0%	6
Other	2	100%	-	0%	-	0%	2
Bond Forfeiture	-	0%	-	0%	1	100%	1
Violation of PO	1	100%	-	0%	-	0%	1
<b>Total</b>	<b>2,761</b>	<b>64%</b>	<b>964</b>	<b>22%</b>	<b>601</b>	<b>14%</b>	<b>4,326</b>
<b>J</b> Custody Visitation	1,374	64%	361	17%	423	20%	2,158
Delinquency	175	53%	68	21%	88	27%	331
Paternity	115	85%	3	2%	18	13%	136
Traffic	64	48%	37	28%	31	23%	132
Abuse or Neglect	101	85%	6	5%	12	10%	119
Foster Care Review	49	79%	4	6%	9	15%	62
Permanency	36	60%	4	7%	20	33%	60
Status Offense/Other	41	73%	4	7%	11	20%	56
Remand Custody	12	31%	12	31%	15	38%	39
Initial Foster Care	28	74%	3	8%	7	18%	38
Remand Visitation	12	34%	10	29%	13	37%	35
Term Parental Rights	10	50%	1	5%	9	45%	20
Truancy	12	60%	7	35%	1	5%	20
Motion - Prot Order	6	43%	2	14%	6	43%	14
Child in Need of Service	2	25%	2	25%	4	50%	8
Capias	5	100%	-	0%	-	0%	5
Custody Relief	3	60%	-	0%	2	40%	5
Protective Order	-	0%	-	0%	5	100%	5
Child at Risk	2	67%	-	0%	1	33%	3
Juv Support	3	100%	-	0%	-	0%	3
Show Cause	1	33%	-	0%	2	67%	3
Emancipation	1	100%	-	0%	-	0%	1
Non-Family Abuse Prot	1	100%	-	0%	-	0%	1
Voluntary Continuing S	-	0%	-	0%	1	100%	1
Family Abuse - Prot Ord	-	0%	-	0%	-	0%	0
<b>Total</b>	<b>2,053</b>	<b>63%</b>	<b>524</b>	<b>16%</b>	<b>678</b>	<b>21%</b>	<b>3,255</b>
<b>Total</b>	<b>4,814</b>	<b>64%</b>	<b>1,488</b>	<b>20%</b>	<b>1,279</b>	<b>17%</b>	<b>7,581</b>

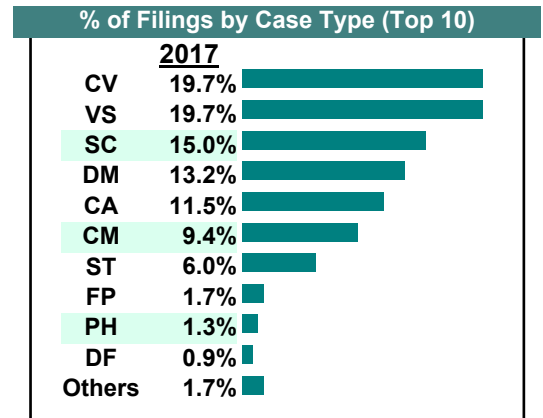
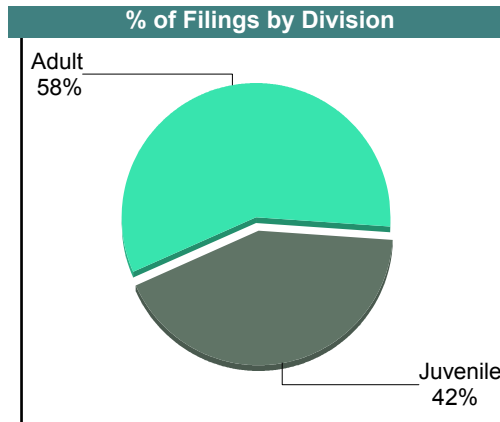

**CASELOAD STATISTICS OF THE JUVENILE & DOMESTIC RELATIONS COURTS**

December 2017

**Danville**

District: 22

		<u>Filings</u>	<u>Hearings</u>	<u>Transactions</u>	<u>Concluded</u>	<u>Cont</u>
<b>Adult</b>						
Capias	CA	27	109	109	36	73
Felony	CF	1	24	24	8	16
Misdemeanor	CM	22	138	138	56	82
Family Abuse - Prot Order	FP	4	9	9	5	4
Show Cause	SC	35	110	110	42	68
Civil Support	VS	46	71	71	45	26
<b>Adult Total</b>		<b>135</b>	<b>461</b>	<b>461</b>	<b>192</b>	<b>269</b>
<b>Juvenile</b>						
Abuse or Neglect	AN	0	1	1	0	1
Custody Relief	CR	0	1	1	1	-
Custody Visitation	CV	46	88	88	48	40
Felony	DF	2	20	20	5	15
Misdemeanor	DM	31	96	96	25	71
Entrustment	ET	0	2	2	0	2
Initial Foster Care	IF	1	2	2	1	1
Permanency	PH	3	5	5	4	1
Status	ST	14	38	38	9	29
Traffic	T	1	3	3	2	1
Truancy	TR	1	8	8	3	5
<b>Juvenile Total</b>		<b>99</b>	<b>264</b>	<b>264</b>	<b>98</b>	<b>166</b>
<b>Danville Totals</b>		<b>234</b>	<b>725</b>	<b>725</b>	<b>290</b>	<b>435</b>



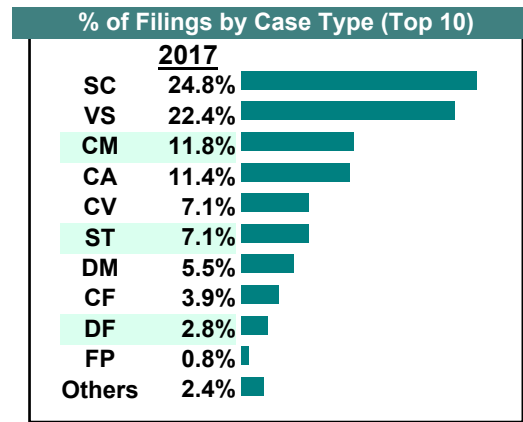
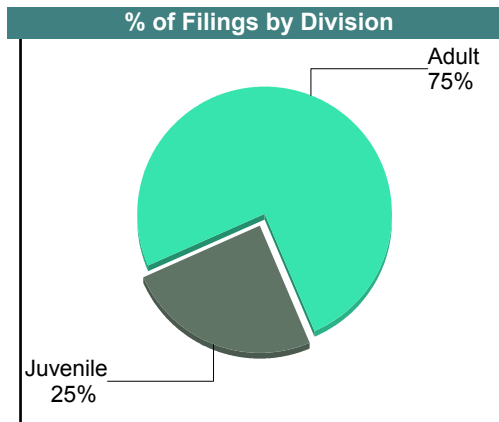

**CASELOAD STATISTICS OF THE JUVENILE & DOMESTIC RELATIONS COURTS**

November 2017

**Danville**

District: 22

		<u>Filings</u>	<u>Hearings</u>	<u>Transactions</u>	<u>Concluded</u>	<u>Cont</u>
<b><u>Adult</u></b>						
Capias	CA	29	106	106	31	75
Felony	CF	10	27	27	5	22
Misdemeanor	CM	30	110	110	31	79
Family Abuse - Prot Order	FP	2	12	12	7	5
Show Cause	SC	63	145	145	46	99
Civil Support	VS	57	75	75	29	46
<b>Adult Total</b>		<b>191</b>	<b>475</b>	<b>475</b>	<b>149</b>	<b>326</b>
<b><u>Juvenile</u></b>						
Abuse or Neglect	AN	1	6	6	2	4
Custody Visitation	CV	18	48	48	26	22
Felony	DF	7	29	29	12	17
Misdemeanor	DM	14	53	53	19	34
Emancipation	EP	1	1	1	1	-
Initial Foster Care	IF	2	4	4	2	2
Permanency	PH	1	1	1	1	-
Status	ST	18	30	30	9	21
Traffic	T	0	3	3	1	2
Truancy	TR	1	7	7	4	3
<b>Juvenile Total</b>		<b>63</b>	<b>182</b>	<b>182</b>	<b>77</b>	<b>105</b>
<b>Danville Totals</b>		<b>254</b>	<b>657</b>	<b>657</b>	<b>226</b>	<b>431</b>



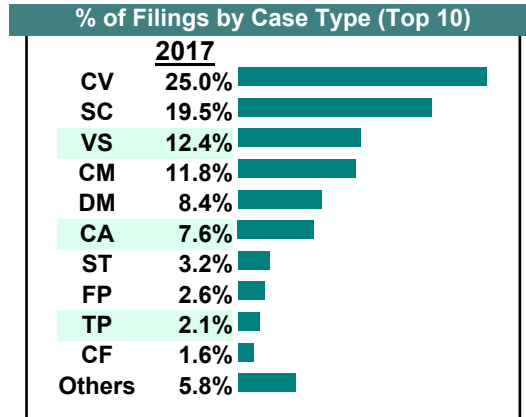
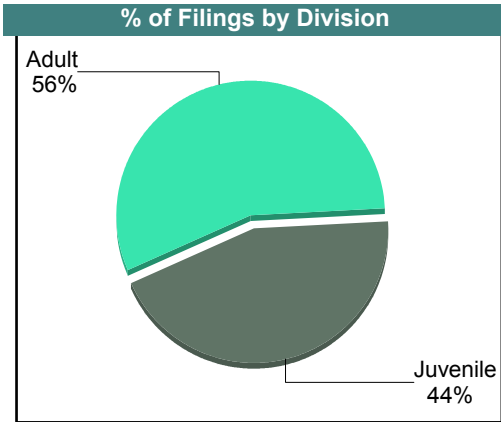
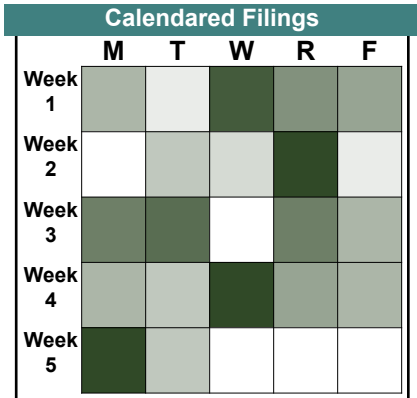
# CASELOAD STATISTICS OF THE JUVENILE & DOMESTIC RELATIONS COURTS

October 2017

Danville

District: 22

		Filings	Hearings	Transactions	Concluded	Cont
<b>Adult</b>						
Capias	CA	29	125	125	41	84
Felony	CF	6	33	33	15	18
Misdemeanor	CM	45	206	206	68	138
Family Abuse - Prot Order	FP	10	15	15	6	9
Violation of PO	PV	1	1	1	1	-
Show Cause	SC	74	183	183	72	110
Civil Support	VS	47	79	79	39	40
<b>Adult Total</b>		<b>212</b>	<b>642</b>	<b>642</b>	<b>242</b>	<b>399</b>
<b>Juvenile</b>						
Non-Family Abuse Prot Order	AP	0	1	1	1	-
Custody Relief	CR	1	1	1	0	1
Child in Need of Services	CS	1	4	4	3	1
Custody Visitation	CV	95	144	144	85	59
Felony	DF	6	38	38	18	20
Misdemeanor	DM	32	142	142	43	99
Entrustment	ET	0	2	2	0	2
Foster Care Review	FC	1	1	1	1	-
Initial Foster Care	IF	2	2	2	2	-
Permanency	PH	4	4	4	4	-
Status	ST	12	34	34	8	26
Traffic	T	6	13	13	5	8
Term Parental Rights	TP	8	8	8	2	4
Truancy	TR	0	8	8	3	5
<b>Juvenile Total</b>		<b>168</b>	<b>402</b>	<b>402</b>	<b>175</b>	<b>225</b>
<b>Danville Totals</b>		<b>380</b>	<b>1,044</b>	<b>1,044</b>	<b>417</b>	<b>624</b>



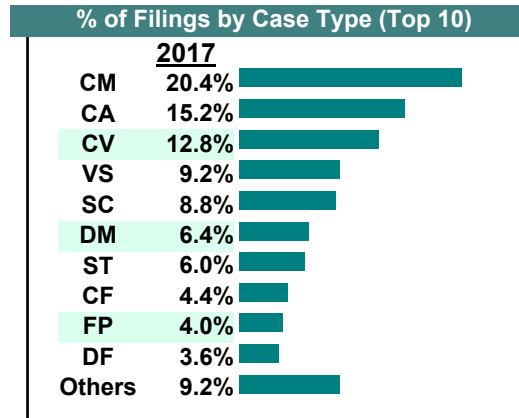
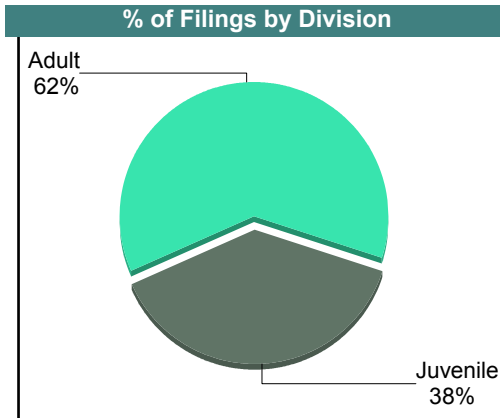
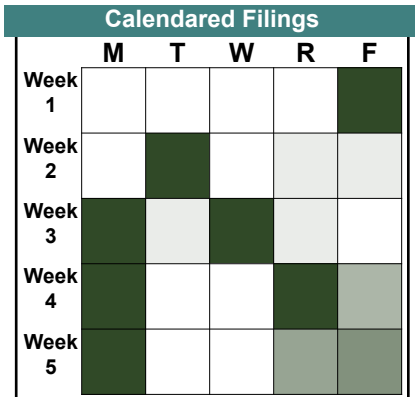
**CASELOAD STATISTICS OF THE JUVENILE & DOMESTIC RELATIONS COURTS**

September 2017

**Danville**

District: 22

		<u>Filings</u>	<u>Hearings</u>	<u>Transactions</u>	<u>Concluded</u>	<u>Cont</u>
<b>Adult</b>						
Non-Family Abuse Prot Order	AP	0	2	2	2	-
Capias	CA	38	93	93	29	64
Felony	CF	11	26	26	7	19
Misdemeanor	CM	51	131	131	25	106
Family Abuse - Prot Order	FP	9	19	19	10	9
Show Cause	SC	22	77	77	43	34
Civil Support	VS	23	37	37	24	13
<b>Adult Total</b>		<b>154</b>	<b>385</b>	<b>385</b>	<b>140</b>	<b>245</b>
<b>Juvenile</b>						
Abuse or Neglect	AN	2	6	6	0	6
Non-Family Abuse Prot Order	AP	1	1	1	0	1
Child in Need of Services	CS	0	2	2	2	-
Custody Visitation	CV	32	73	73	46	27
Felony	DF	9	69	69	25	44
Misdemeanor	DM	16	98	98	22	76
Entrustment	ET	2	2	2	0	2
Foster Care Review	FC	4	5	5	5	-
Family Abuse - Prot Order	FP	1	2	2	1	1
Initial Foster Care	IF	1	1	1	1	-
Permanency	PH	5	6	6	6	-
Status	ST	15	31	31	6	25
Traffic	T	5	8	8	3	5
Term Parental Rights	TP	2	2	2	2	-
Truancy	TR	0	15	15	5	10
Voluntary Continuing Services Agreement	VA	1	1	1	1	-
<b>Juvenile Total</b>		<b>96</b>	<b>322</b>	<b>322</b>	<b>125</b>	<b>197</b>
<b>Danville Totals</b>		<b>250</b>	<b>707</b>	<b>707</b>	<b>265</b>	<b>442</b>



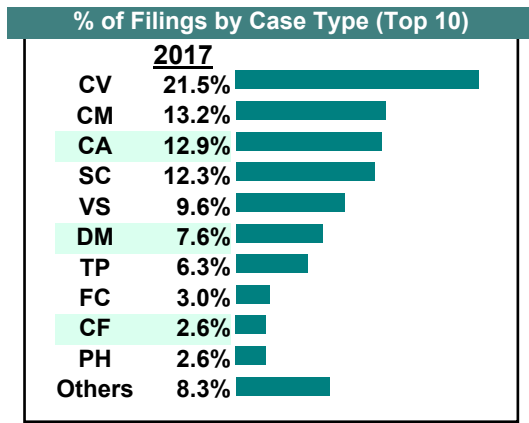
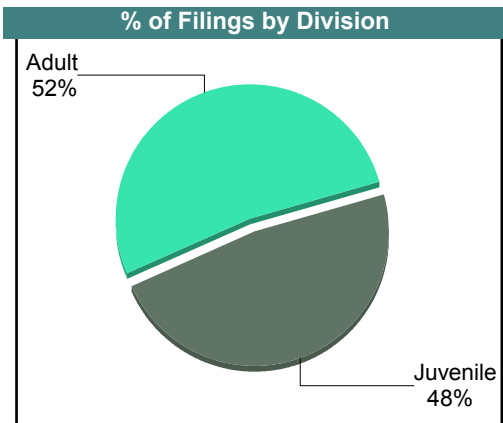

**CASELOAD STATISTICS OF THE JUVENILE & DOMESTIC RELATIONS COURTS**

**Danville**

District: 22

August 2017

		<u>Filings</u>	<u>Hearings</u>	<u>Transactions</u>	<u>Concluded</u>	<u>Cont</u>
<b><u>Adult</u></b>						
Non-Family Abuse Prot Order	AP	2	2	2	0	2
Capias	CA	39	101	101	37	64
Felony	CF	8	26	26	3	23
Misdemeanor	CM	40	136	136	35	101
Family Abuse - Prot Order	FP	2	9	9	5	4
Show Cause	SC	37	149	149	63	86
SL/Other	SL	1	1	1	1	-
Civil Support	VS	29	50	50	34	16
<b>Adult Total</b>		<b>158</b>	<b>474</b>	<b>474</b>	<b>178</b>	<b>296</b>
<b><u>Juvenile</u></b>						
Non-Family Abuse Prot Order	AP	0	1	1	1	-
Child in Need of Services	CS	2	6	6	1	5
Custody Visitation	CV	65	126	126	65	59
Felony	DF	4	41	41	10	31
Misdemeanor	DM	23	115	115	36	79
Foster Care Review	FC	9	9	9	9	-
Permanency	PH	8	9	9	8	1
Status	ST	7	18	18	6	12
Traffic	T	6	11	11	3	8
Term Parental Rights	TP	19	20	20	20	-
Truancy	TR	0	10	10	3	7
Voluntary Continuing Services Agreement	VA	1	1	1	1	-
<b>Juvenile Total</b>		<b>144</b>	<b>367</b>	<b>367</b>	<b>163</b>	<b>202</b>
<b>Danville Totals</b>		<b>302</b>	<b>841</b>	<b>841</b>	<b>341</b>	<b>498</b>





**CASELOAD STATISTICS OF THE JUVENILE & DOMESTIC RELATIONS COURTS**

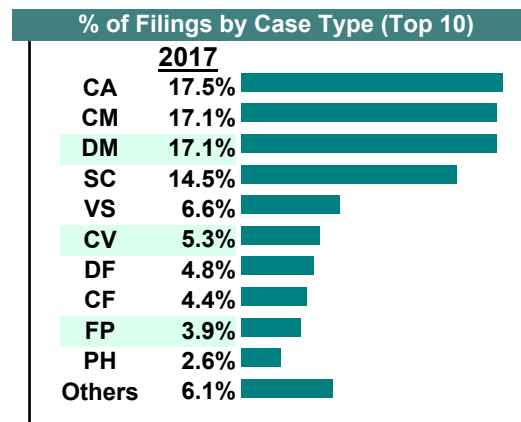
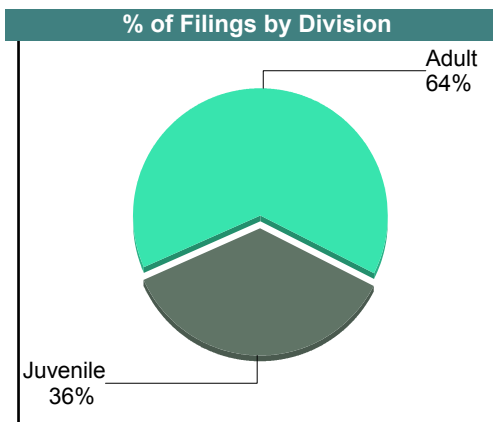
July 2017

**Danville**

District: 22

		<u>Filings</u>	<u>Hearings</u>	<u>Transactions</u>	<u>Concluded</u>	<u>Cont</u>
<b>Adult</b>						
Capias	CA	40	113	113	28	85
Felony	CF	10	29	29	7	22
Misdemeanor	CM	39	164	164	52	112
Family Abuse - Prot Order	FP	9	16	16	8	8
Show Cause	SC	33	120	120	37	83
Civil Support	VS	15	33	33	15	18
<b>Adult Total</b>		<b>146</b>	<b>475</b>	<b>475</b>	<b>147</b>	<b>328</b>
<b>Juvenile</b>						
Non-Family Abuse Prot Order	AP	1	1	1	0	1
Child in Need of Services	CS	2	2	2	0	2
Custody Visitation	CV	12	60	60	27	33
Felony	DF	11	33	33	5	28
Misdemeanor	DM	39	101	101	23	78
Foster Care Review	FC	3	3	3	3	-
Permanency	PH	6	6	6	6	-
Status	ST	4	15	15	4	11
Traffic	T	3	7	7	1	6
Truancy	TR	1	18	18	2	16
<b>Juvenile Total</b>		<b>82</b>	<b>246</b>	<b>246</b>	<b>71</b>	<b>175</b>
<b>Danville Totals</b>		<b>228</b>	<b>721</b>	<b>721</b>	<b>218</b>	<b>503</b>

Calendared Filings					
	M	T	W	R	F
Week 1					
Week 2					
Week 3					
Week 4					
Week 5					



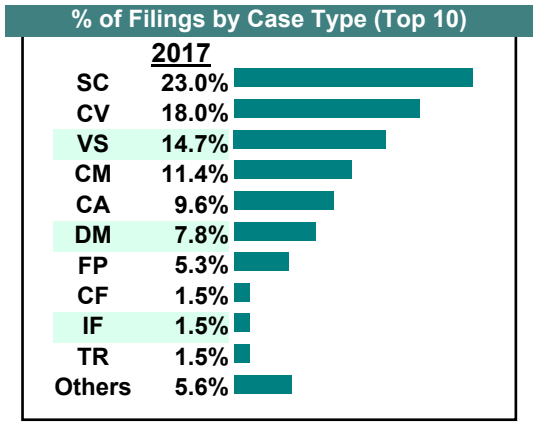
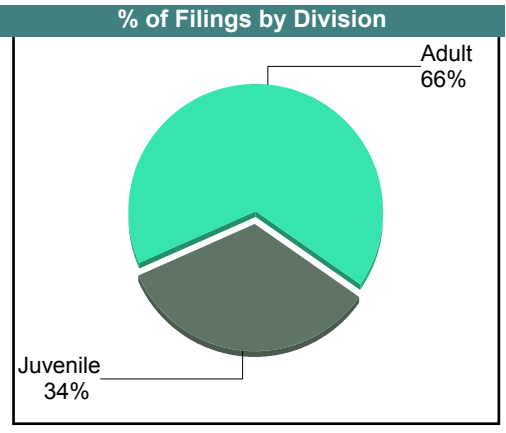

**CASELOAD STATISTICS OF THE JUVENILE & DOMESTIC RELATIONS COURTS**

June 2017

**Danville**

District: 22

		<u>Filings</u>	<u>Hearings</u>	<u>Transactions</u>	<u>Concluded</u>	<u>Cont</u>
<b><u>Adult</u></b>						
Non-Family Abuse Prot Order	AP	0	1	1	1	-
Capias	CA	38	107	107	36	71
Felony	CF	6	18	18	6	12
Misdemeanor	CM	45	165	165	49	116
Family Abuse - Prot Order	FP	21	36	36	21	15
Motion - Prot Order	MP	1	2	2	1	1
Violation of PO	PV	2	2	2	2	-
Show Cause	SC	91	172	172	69	103
Civil Support	VS	58	79	79	51	27
<b>Adult Total</b>		<b>262</b>	<b>582</b>	<b>582</b>	<b>236</b>	<b>345</b>
<b><u>Juvenile</u></b>						
Abuse or Neglect	AN	0	3	3	1	2
Non-Family Abuse Prot Order	AP	1	2	2	1	1
Child in Need of Services	CS	0	1	1	0	1
Custody Visitation	CV	71	121	121	65	56
Felony	DF	4	33	33	12	21
Misdemeanor	DM	31	126	126	36	90
Foster Care Review	FC	2	2	2	2	-
Initial Foster Care	IF	6	8	8	6	2
Juv Support	JS	0	1	1	1	-
Permanency	PH	4	5	5	4	1
Status	ST	3	18	18	7	11
Traffic	T	2	7	7	4	3
Term Parental Rights	TP	3	3	3	3	-
Truancy	TR	6	26	26	7	19
<b>Juvenile Total</b>		<b>133</b>	<b>356</b>	<b>356</b>	<b>149</b>	<b>207</b>
<b>Danville Totals</b>		<b>395</b>	<b>938</b>	<b>938</b>	<b>385</b>	<b>552</b>



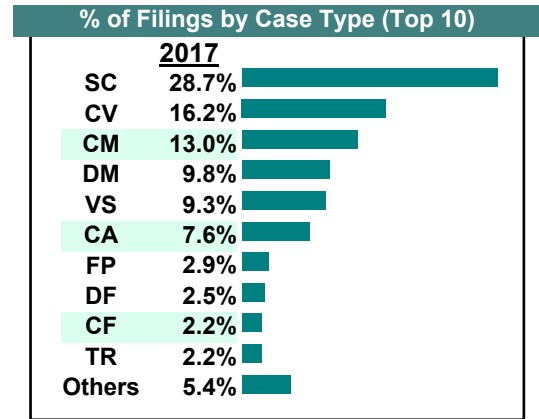
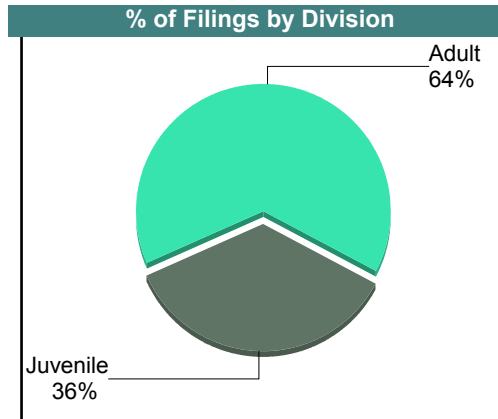
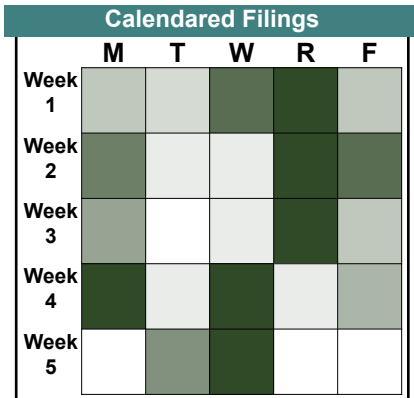
**CASELOAD STATISTICS OF THE JUVENILE & DOMESTIC RELATIONS COURTS**

May 2017

**Danville**

District: 22

		<u>Filings</u>	<u>Hearings</u>	<u>Transactions</u>	<u>Concluded</u>	<u>Cont</u>
<b>Adult</b>						
Non-Family Abuse Prot Order	AP	1	1	1	0	1
Capias	CA	31	90	90	33	57
Felony	CF	9	28	28	12	16
Misdemeanor	CM	53	188	188	67	121
Family Abuse - Prot Order	FP	12	20	20	10	10
Violation of PO	PV	1	1	1	1	-
Show Cause	SC	117	249	249	86	163
Civil Support	VS	38	79	79	38	41
<b>Adult Total</b>		<b>262</b>	<b>656</b>	<b>656</b>	<b>247</b>	<b>409</b>
<b>Juvenile</b>						
Abuse or Neglect	AN	0	4	4	2	2
Non-Family Abuse Prot Order	AP	0	1	1	1	-
Child in Need of Services	CS	2	3	3	2	1
Custody Visitation	CV	66	117	117	56	61
Felony	DF	10	56	56	7	49
Misdemeanor	DM	40	124	124	28	96
Foster Care Review	FC	4	4	4	4	-
Initial Foster Care	IF	1	1	1	1	-
Permanency	PH	1	1	1	1	-
Status	ST	5	23	23	7	16
Traffic	T	7	10	11	5	6
Truancy	TR	9	42	42	12	30
<b>Juvenile Total</b>		<b>145</b>	<b>386</b>	<b>387</b>	<b>126</b>	<b>261</b>
<b>Danville Totals</b>		<b>407</b>	<b>1,042</b>	<b>1,043</b>	<b>373</b>	<b>670</b>



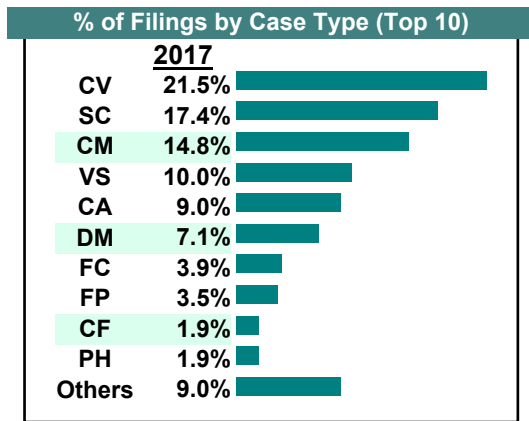
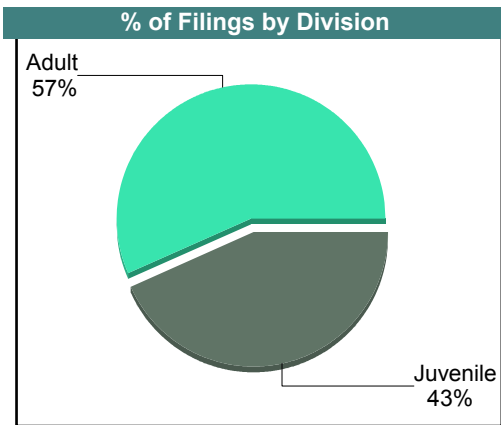
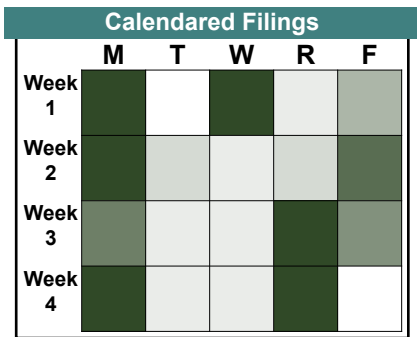
**CASELOAD STATISTICS OF THE JUVENILE & DOMESTIC RELATIONS COURTS**

**Danville**

District: 22

April 2017

		<u>Filings</u>	<u>Hearings</u>	<u>Transactions</u>	<u>Concluded</u>	<u>Cont</u>
<b><u>Adult</u></b>						
Capias	CA	28	85	85	20	65
Felony	CF	6	28	28	9	19
Misdemeanor	CM	46	148	148	40	108
Family Abuse - Prot Order	FP	11	23	23	13	10
Show Cause	SC	54	137	137	49	87
Civil Support	VS	31	54	54	36	18
<b>Adult Total</b>		<b>176</b>	<b>475</b>	<b>475</b>	<b>167</b>	<b>307</b>
<b><u>Juvenile</u></b>						
Abuse or Neglect	AN	3	5	5	0	5
Non-Family Abuse Prot Order	AP	1	1	1	0	1
Child in Need of Services	CS	1	1	1	1	-
Custody Visitation	CV	67	126	126	57	69
Felony	DF	3	22	22	6	16
Misdemeanor	DM	22	58	58	15	43
Foster Care Review	FC	12	12	12	11	1
Initial Foster Care	IF	1	1	1	1	-
Permanency	PH	6	6	6	5	1
Status	ST	6	23	23	8	15
Traffic	T	2	6	6	5	1
Term Parental Rights	TP	6	6	6	6	-
Truancy	TR	5	28	28	8	20
<b>Juvenile Total</b>		<b>135</b>	<b>295</b>	<b>295</b>	<b>123</b>	<b>172</b>
<b>Danville Totals</b>		<b>311</b>	<b>770</b>	<b>770</b>	<b>290</b>	<b>479</b>



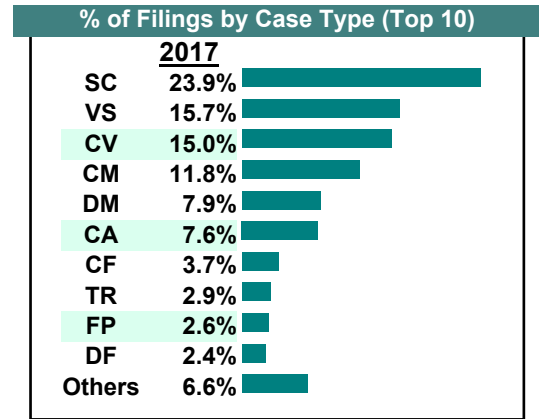
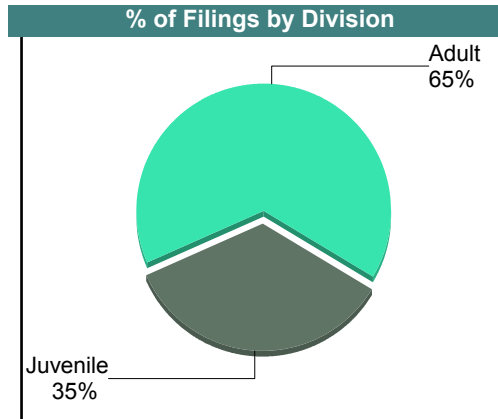

**CASELOAD STATISTICS OF THE JUVENILE & DOMESTIC RELATIONS COURTS**

March 2017

**Danville**

District: 22

		<u>Filings</u>	<u>Hearings</u>	<u>Transactions</u>	<u>Concluded</u>	<u>Cont</u>
<b>Adult</b>						
Capias	CA	29	59	59	16	43
Felony	CF	14	42	42	13	29
Misdemeanor	CM	45	160	160	49	111
Family Abuse - Prot Order	FP	10	17	17	7	10
Show Cause	SC	91	189	189	89	100
Civil Support	VS	60	102	102	67	35
<b>Adult Total</b>		<b>249</b>	<b>569</b>	<b>569</b>	<b>241</b>	<b>328</b>
<b>Juvenile</b>						
Non-Family Abuse Prot Order	AP	1	2	2	1	1
Child in Need of Services	CS	0	5	5	4	1
Custody Visitation	CV	57	120	120	60	59
Felony	DF	9	54	54	9	45
Misdemeanor	DM	30	130	130	37	93
Foster Care Review	FC	2	2	2	2	-
Initial Foster Care	IF	2	2	2	2	-
Permanency	PH	7	7	7	7	-
Status	ST	9	27	27	9	18
Traffic	T	2	7	7	5	2
Term Parental Rights	TP	2	2	2	1	1
Truancy	TR	11	40	40	7	33
<b>Juvenile Total</b>		<b>132</b>	<b>398</b>	<b>398</b>	<b>144</b>	<b>253</b>
<b>Danville Totals</b>		<b>381</b>	<b>967</b>	<b>967</b>	<b>385</b>	<b>581</b>



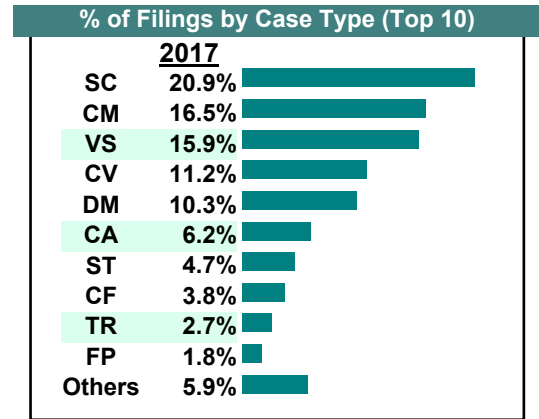
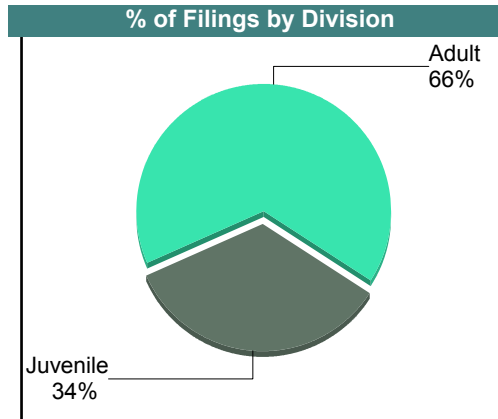
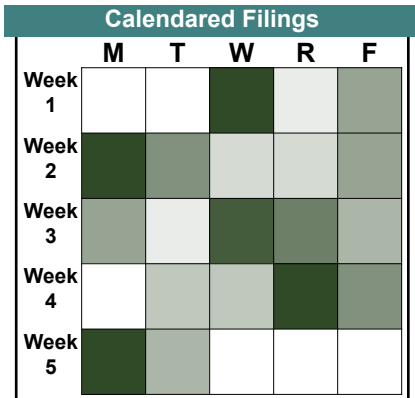
# CASELOAD STATISTICS OF THE JUVENILE & DOMESTIC RELATIONS COURTS

February 2017

Danville

District: 22

		<u>Filings</u>	<u>Hearings</u>	<u>Transactions</u>	<u>Concluded</u>	<u>Cont</u>
<b>Adult</b>						
Capias	CA	21	62	62	30	32
Felony	CF	13	38	38	9	29
Misdemeanor	CM	56	168	168	46	122
Family Abuse - Prot Order	FP	6	17	17	11	6
Violation of PO	PV	1	1	1	1	-
Show Cause	SC	71	137	137	62	75
SL/Other	SL	1	1	1	1	-
Civil Support	VS	54	74	74	44	30
<b>Adult Total</b>		<b>223</b>	<b>498</b>	<b>498</b>	<b>204</b>	<b>294</b>
<b>Juvenile</b>						
Non-Family Abuse Prot Order	AP	0	2	2	2	-
Child in Need of Services	CS	1	5	5	1	4
Custody Visitation	CV	38	96	96	45	50
Felony	DF	3	52	52	24	28
Misdemeanor	DM	35	78	78	18	60
Initial Foster Care	IF	2	2	2	2	-
Juv Support	JS	0	1	1	0	1
Permanency	PH	6	8	8	7	1
Status	ST	16	37	37	16	21
Traffic	T	5	8	8	2	6
Truancy	TR	9	45	45	11	34
Voluntary Continuing Services Agreement	VA	1	1	1	1	-
<b>Juvenile Total</b>		<b>116</b>	<b>335</b>	<b>335</b>	<b>129</b>	<b>205</b>
<b>Danville Totals</b>		<b>339</b>	<b>833</b>	<b>833</b>	<b>333</b>	<b>499</b>



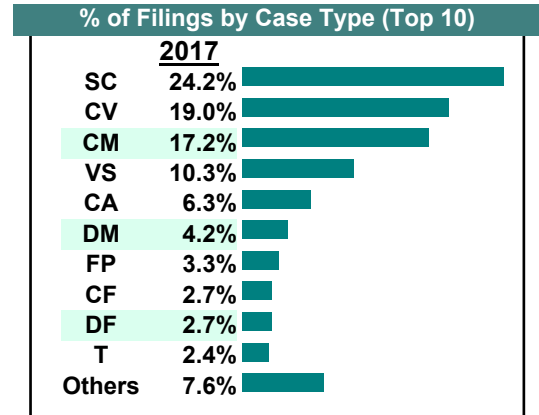
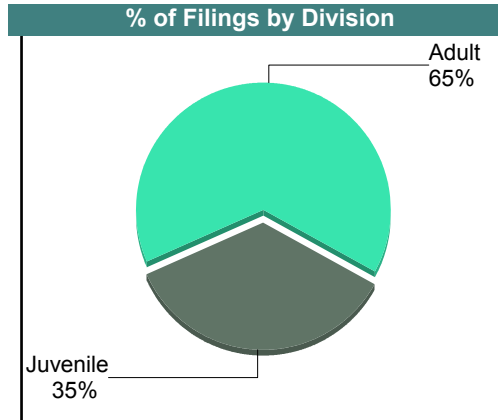

**CASELOAD STATISTICS OF THE JUVENILE & DOMESTIC RELATIONS COURTS**

January 2017

**Danville**

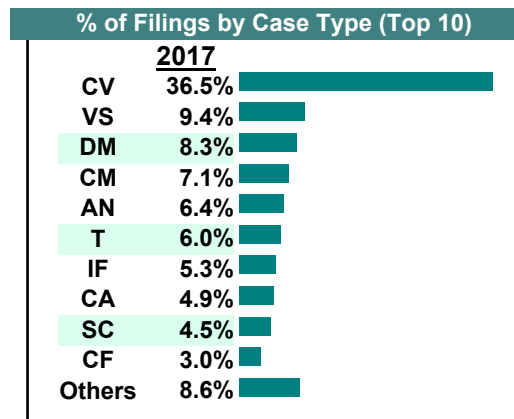
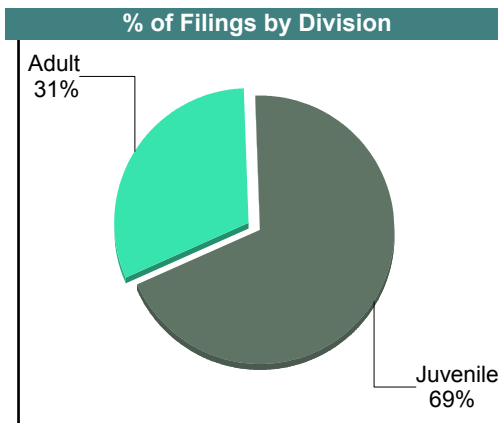

District: 22

		<u>Filings</u>	<u>Hearings</u>	<u>Transactions</u>	<u>Concluded</u>	<u>Cont</u>
<b><u>Adult</u></b>						
Capias	CA	21	59	59	24	35
Felony	CF	9	28	28	5	23
Misdemeanor	CM	57	192	192	75	117
Family Abuse - Prot Order	FP	11	22	22	9	13
Violation of PO	PV	1	1	1	1	-
Show Cause	SC	80	127	127	52	75
SL/Other	SL	1	1	1	1	-
Civil Support	VS	34	46	46	29	17
<b>Adult Total</b>		<b>214</b>	<b>476</b>	<b>476</b>	<b>196</b>	<b>280</b>
<b><u>Juvenile</u></b>						
Abuse or Neglect	AN	0	1	1	1	-
Non-Family Abuse Prot Order	AP	2	2	2	0	2
Child in Need of Services	CS	1	8	8	2	6
Custody Visitation	CV	63	100	100	54	46
Felony	DF	9	49	49	8	41
Misdemeanor	DM	14	70	70	25	45
Foster Care Review	FC	3	3	3	3	-
Initial Foster Care	IF	4	4	4	4	-
Permanency	PH	7	7	7	5	2
Status	ST	1	19	19	10	9
Traffic	T	8	8	8	2	5
Term Parental Rights	TP	2	2	2	2	-
Truancy	TR	3	19	19	2	17
<b>Juvenile Total</b>		<b>117</b>	<b>292</b>	<b>292</b>	<b>118</b>	<b>173</b>
<b>Danville Totals</b>		<b>331</b>	<b>768</b>	<b>768</b>	<b>314</b>	<b>453</b>



December 2017

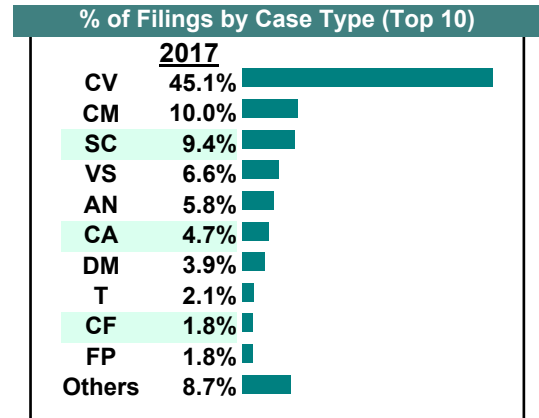
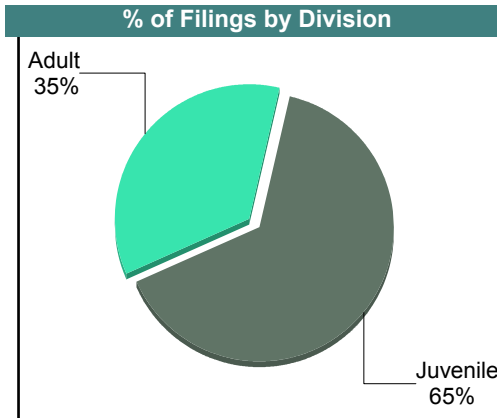
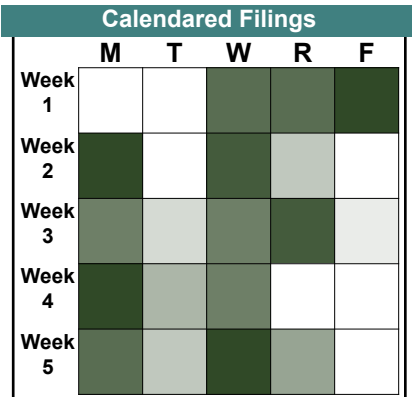
		<u>Filings</u>	<u>Hearings</u>	<u>Transactions</u>	<u>Concluded</u>	<u>Cont</u>
<b>Adult</b>						
Non-Family Abuse Prot Order	AP	0	1	1	1	-
Capias	CA	12	42	42	10	32
Felony	CF	8	24	24	3	21
Misdemeanor	CM	19	94	94	35	59
Family Abuse - Prot Order	FP	4	11	11	6	5
Motion - Prot Order	MP	1	1	1	1	-
Show Cause	SC	12	79	79	33	46
SL/Other	SL	2	2	2	2	-
Civil Support	VS	25	52	52	25	27
<b>Adult Total</b>		<b>83</b>	<b>306</b>	<b>306</b>	<b>116</b>	<b>190</b>
<b>Juvenile</b>						
Abuse or Neglect	AN	17	86	86	22	64
Capias	CA	1	2	2	0	2
Child in Need of Services	CS	1	14	14	0	14
Custody Visitation	CV	97	173	173	88	85
Felony	DF	5	29	29	12	17
Misdemeanor	DM	22	65	65	18	47
Entrustment	ET	2	3	3	3	-
Foster Care Review	FC	4	4	4	4	-
Initial Foster Care	IF	14	14	14	13	1
Motion - Prot Order	MP	0	2	2	0	2
Permanency	PH	1	1	1	1	-
Petition	PT	0	1	1	1	-
Status	ST	2	16	16	2	14
Traffic	T	16	22	22	11	11
Term Parental Rights	TP	1	3	3	2	1
Truancy	TR	0	13	13	1	12
<b>Juvenile Total</b>		<b>183</b>	<b>448</b>	<b>448</b>	<b>178</b>	<b>270</b>
<b>Franklin County Totals</b>		<b>266</b>	<b>754</b>	<b>754</b>	<b>294</b>	<b>460</b>



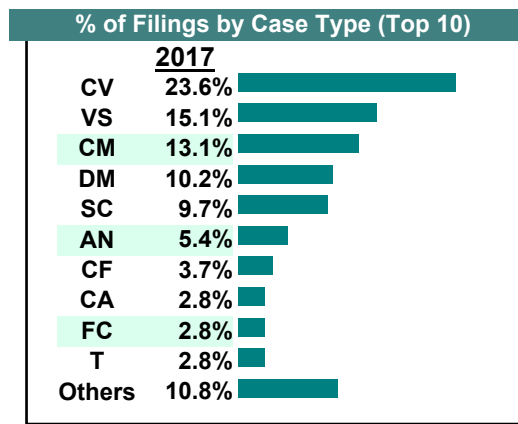
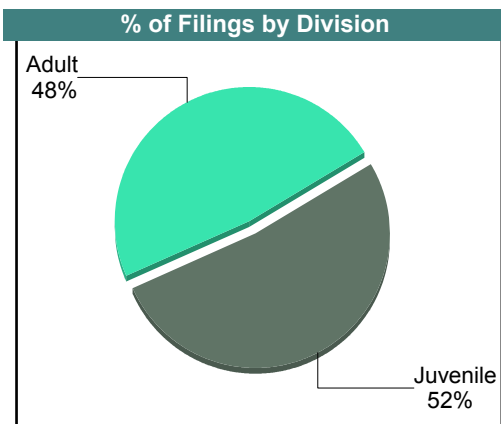



November 2017

		<u>Filings</u>	<u>Hearings</u>	<u>Transactions</u>	<u>Concluded</u>	<u>Cont</u>
<b>Adult</b>						
Non-Family Abuse Prot Order	AP	2	3	3	0	3
Capias	CA	17	39	39	14	25
Felony	CF	7	14	14	7	7
Misdemeanor	CM	38	103	103	33	70
Family Abuse - Prot Order	FP	7	16	16	6	10
Motion - Prot Order	MP	2	2	2	2	-
Show Cause	SC	36	82	82	19	63
Civil Support	VS	25	56	56	35	21
<b>Adult Total</b>		<b>134</b>	<b>315</b>	<b>315</b>	<b>116</b>	<b>199</b>
<b>Juvenile</b>						
Abuse or Neglect	AN	22	98	98	19	79
Non-Family Abuse Prot Order	AP	0	2	2	2	-
Capias	CA	1	1	1	0	1
Child in Need of Services	CS	5	22	22	1	21
Custody Visitation	CV	172	288	288	161	127
Felony	DF	3	11	11	1	10
Misdemeanor	DM	15	88	88	23	65
Foster Care Review	FC	3	3	3	3	-
Family Abuse - Prot Order	FP	0	1	1	1	-
Motion - Prot Order	MP	3	3	3	3	-
Permanency	PH	4	4	4	4	-
Status	ST	7	18	18	2	16
Traffic	T	8	19	19	9	10
Truancy	TR	2	23	23	10	13
Voluntary Continuing Services Agreement	VA	2	2	2	2	-
<b>Juvenile Total</b>		<b>247</b>	<b>583</b>	<b>583</b>	<b>241</b>	<b>342</b>
<b>Franklin County Totals</b>		<b>381</b>	<b>898</b>	<b>898</b>	<b>357</b>	<b>541</b>



		Filings	Hearings	Transactions	Concluded	Cont
<b>Adult</b>						
Capias	CA	10	38	38	12	26
Felony	CF	13	30	30	14	16
Misdemeanor	CM	46	129	129	49	80
Family Abuse - Prot Order	FP	8	19	19	8	11
Motion - Prot Order	MP	1	3	3	3	-
Violation of PO	PV	2	2	2	2	-
Remand Support	RS	1	1	1	1	-
Show Cause	SC	34	91	91	24	67
SL/Other	SL	1	4	4	2	2
Civil Support	VS	53	74	74	32	42
<b>Adult Total</b>		<b>169</b>	<b>391</b>	<b>391</b>	<b>147</b>	<b>244</b>
<b>Juvenile</b>						
Abuse or Neglect	AN	19	96	96	8	88
Child in Need of Services	CS	0	23	23	2	21
Custody Visitation	CV	83	191	191	79	112
Felony	DF	8	23	23	2	21
Misdemeanor	DM	36	97	99	21	78
Entrustment	ET	0	3	3	2	1
Foster Care Review	FC	10	10	10	10	-
Initial Foster Care	IF	1	2	2	2	-
Motion - Prot Order	MP	1	1	1	1	-
Permanency	PH	3	4	4	4	-
Petition	PT	1	2	2	1	1
Remand Custody	RC	1	1	1	1	-
Remand Visitation	RV	1	1	1	1	-
Status	ST	7	20	20	7	13
Traffic	T	10	20	20	14	6
Term Parental Rights	TP	0	3	3	1	2
Truancy	TR	0	33	33	18	15
Voluntary Continuing Services Agreement	VA	2	2	2	2	-
<b>Juvenile Total</b>		<b>183</b>	<b>532</b>	<b>534</b>	<b>176</b>	<b>358</b>
<b>Franklin County Totals</b>		<b>352</b>	<b>923</b>	<b>925</b>	<b>323</b>	<b>602</b>



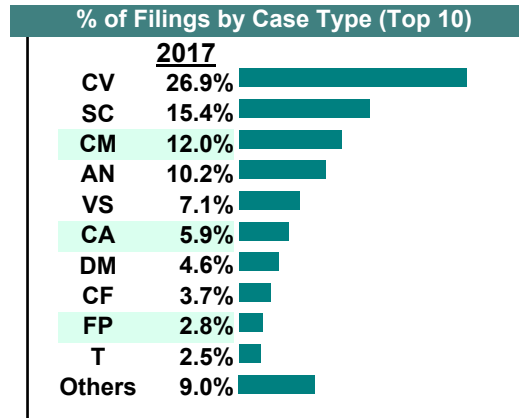
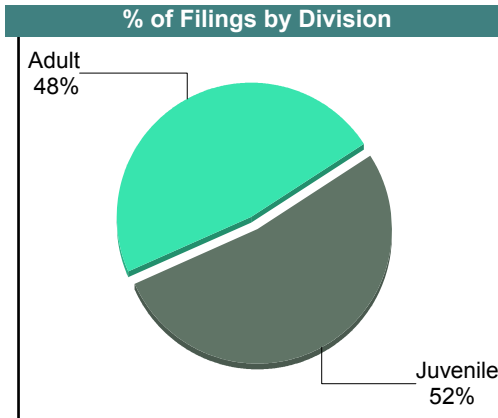
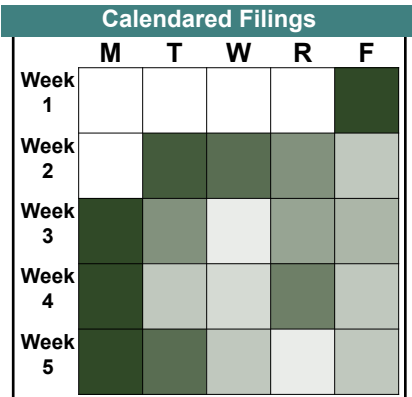
CASELOAD STATISTICS OF THE JUVENILE & DOMESTIC RELATIONS COURTS

Franklin County

District: 22

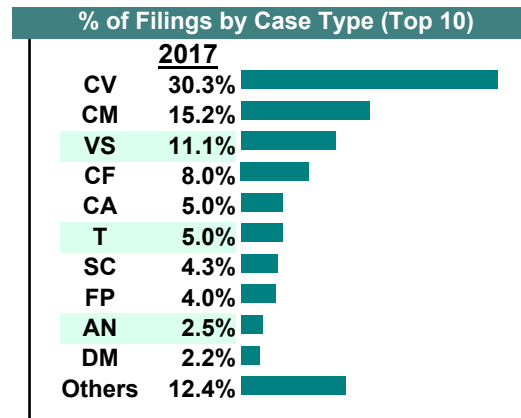
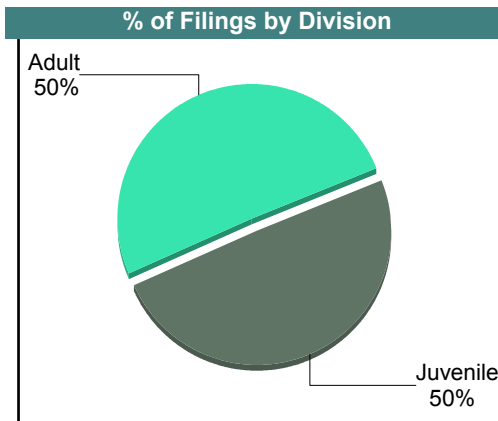

September 2017

		<u>Filings</u>	<u>Hearings</u>	<u>Transactions</u>	<u>Concluded</u>	<u>Cont</u>
<b>Adult</b>						
Capias	CA	19	51	51	18	33
Felony	CF	12	24	24	9	15
Misdemeanor	CM	39	121	121	45	76
Family Abuse - Prot Order	FP	9	23	23	13	10
Show Cause	SC	50	118	118	37	81
SL/Other	SL	2	2	2	0	2
Civil Support	VS	23	50	50	25	25
<b>Adult Total</b>		<b>154</b>	<b>389</b>	<b>389</b>	<b>147</b>	<b>242</b>
<b>Juvenile</b>						
Abuse or Neglect	AN	33	92	92	17	75
Non-Family Abuse Prot Order	AP	0	2	2	0	2
Custody Relief	CR	1	1	1	0	1
Child in Need of Services	CS	2	20	20	7	13
Custody Visitation	CV	87	203	203	86	117
Felony	DF	1	27	27	10	17
Misdemeanor	DM	15	62	64	23	41
Emancipation	EP	1	1	1	1	-
Entrustment	ET	2	2	2	0	2
Foster Care Review	FC	2	3	3	3	-
Initial Foster Care	IF	7	9	9	6	3
Permanency	PH	2	2	2	2	-
Status	ST	7	13	13	3	10
Traffic	T	8	10	12	6	6
Term Parental Rights	TP	1	1	1	0	1
Truancy	TR	1	28	28	10	18
<b>Juvenile Total</b>		<b>170</b>	<b>476</b>	<b>480</b>	<b>174</b>	<b>306</b>
<b>Franklin County Totals</b>		<b>324</b>	<b>865</b>	<b>869</b>	<b>321</b>	<b>548</b>



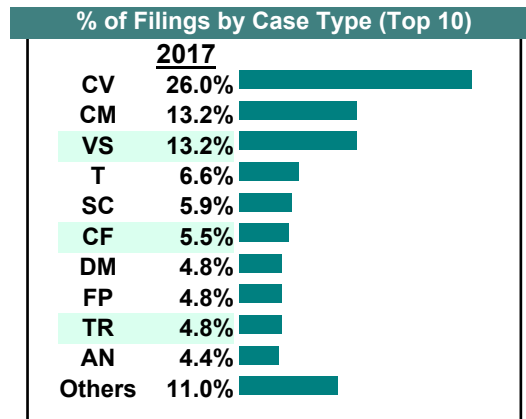
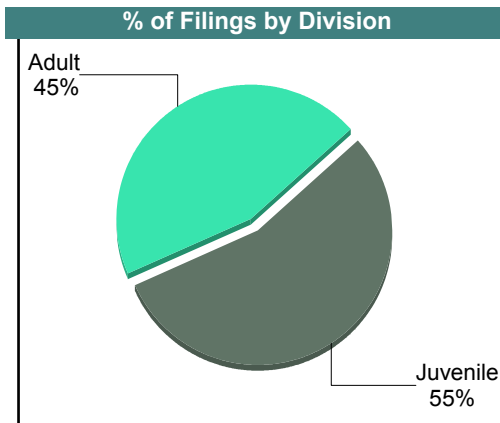
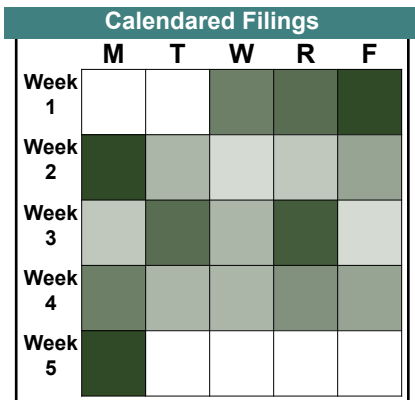
August 2017

		Filings	Hearings	Transactions	Concluded	Cont
<b>Adult</b>						
Non-Family Abuse Prot Order	AP	0	1	1	1	-
Capias	CA	16	40	40	18	22
Felony	CF	26	35	35	27	8
Misdemeanor	CM	49	120	120	45	75
Family Abuse - Prot Order	FP	13	29	29	14	15
Motion - Prot Order	MP	4	4	4	2	2
Violation of PO	PV	1	1	1	1	-
Remand Support	RS	3	3	3	3	-
Show Cause	SC	14	87	87	38	49
SL/Other	SL	1	1	1	1	-
Civil Support	VS	36	78	78	45	33
<b>Adult Total</b>		<b>163</b>	<b>399</b>	<b>399</b>	<b>195</b>	<b>204</b>
<b>Juvenile</b>						
Abuse or Neglect	AN	8	48	48	15	33
Capias	CA	0	2	2	1	1
Child in Need of Services	CS	5	25	25	4	21
Custody Visitation	CV	98	188	188	96	92
Felony	DF	3	8	8	2	6
Misdemeanor	DM	7	76	76	26	50
Foster Care Review	FC	2	2	2	2	-
Family Abuse - Prot Order	FP	0	1	1	0	1
Initial Foster Care	IF	2	2	2	2	-
Motion - Prot Order	MP	2	3	3	1	2
Permanency	PH	6	6	6	6	-
Petition	PT	3	4	4	3	1
Remand Custody	RC	1	1	1	1	-
Child at Risk	RI	1	1	1	1	-
Remand Visitation	RV	1	1	1	1	-
Status	ST	2	11	11	2	9
Traffic	T	16	22	25	15	10
Term Parental Rights	TP	1	1	1	1	-
Truancy	TR	2	21	21	2	19
<b>Juvenile Total</b>		<b>160</b>	<b>423</b>	<b>426</b>	<b>181</b>	<b>245</b>
<b>Franklin County Totals</b>		<b>323</b>	<b>822</b>	<b>825</b>	<b>376</b>	<b>449</b>



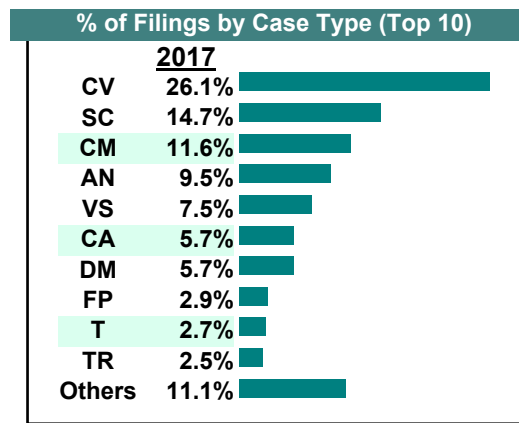
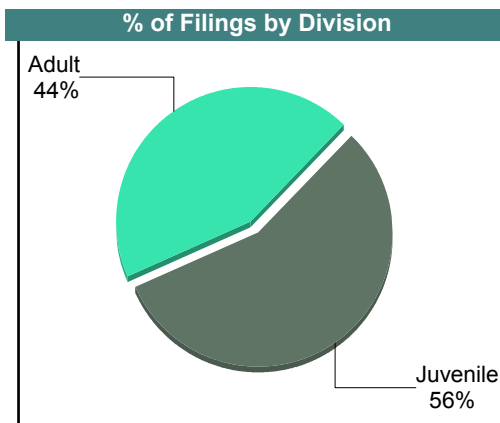

July 2017

		<u>Filings</u>	<u>Hearings</u>	<u>Transactions</u>	<u>Concluded</u>	<u>Cont</u>
<b>Adult</b>						
Non-Family Abuse Prot Order	AP	0	2	2	0	2
Capias	CA	7	40	40	14	26
Felony	CF	15	27	27	20	7
Misdemeanor	CM	36	108	108	41	67
Family Abuse - Prot Order	FP	13	26	26	11	15
Show Cause	SC	16	73	73	24	49
Civil Support	VS	36	65	65	31	34
<b>Adult Total</b>		<b>123</b>	<b>341</b>	<b>341</b>	<b>141</b>	<b>200</b>
<b>Juvenile</b>						
Abuse or Neglect	AN	12	91	91	20	71
Capias	CA	1	1	1	0	1
Child in Need of Services	CS	1	15	15	1	14
Custody Visitation	CV	71	197	197	106	91
Felony	DF	2	8	8	1	7
Misdemeanor	DM	13	61	62	12	50
Foster Care Review	FC	2	2	2	2	-
Initial Foster Care	IF	8	9	9	9	-
Motion - Prot Order	MP	1	1	1	1	-
Permanency	PH	2	2	2	2	-
Remand Custody	RC	1	1	1	1	-
Child at Risk	RI	2	2	2	2	-
Remand Visitation	RV	1	1	1	1	-
Status	ST	1	5	5	2	3
Traffic	T	18	19	23	10	13
Truancy	TR	13	24	24	3	21
Voluntary Continuing Services Agreement	VA	1	1	1	1	-
<b>Juvenile Total</b>		<b>150</b>	<b>440</b>	<b>445</b>	<b>174</b>	<b>271</b>
<b>Franklin County Totals</b>		<b>273</b>	<b>781</b>	<b>786</b>	<b>315</b>	<b>471</b>

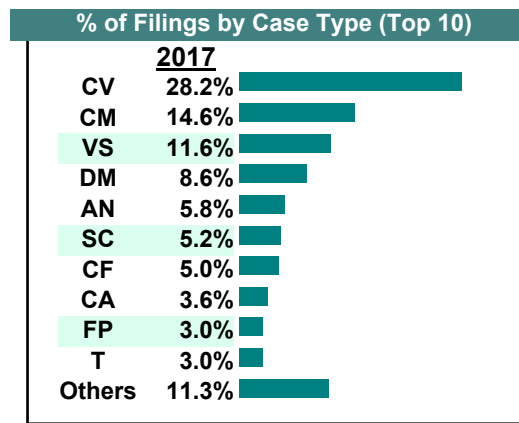
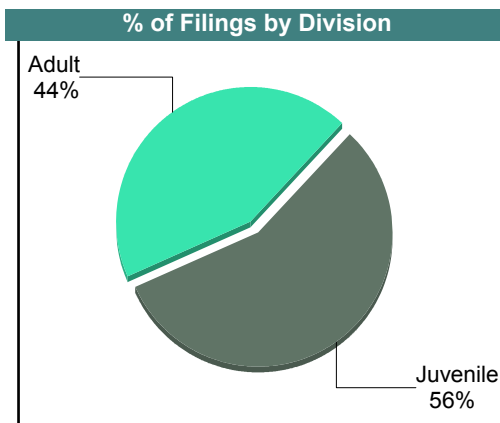



June 2017

		<u>Filings</u>	<u>Hearings</u>	<u>Transactions</u>	<u>Concluded</u>	<u>Cont</u>
<b>Adult</b>						
Non-Family Abuse Prot Order	AP	1	1	1	0	1
Capias	CA	24	62	62	23	39
Felony	CF	3	21	21	8	13
Misdemeanor	CM	51	118	118	38	80
Family Abuse - Prot Order	FP	13	30	30	11	19
Motion - Prot Order	MP	2	2	2	2	-
Other	OT	2	2	2	2	-
Show Cause	SC	65	144	144	40	104
Civil Support	VS	33	74	74	38	36
<b>Adult Total</b>		<b>194</b>	<b>454</b>	<b>454</b>	<b>162</b>	<b>292</b>
<b>Juvenile</b>						
Abuse or Neglect	AN	42	120	120	8	112
Non-Family Abuse Prot Order	AP	0	2	2	0	2
Capias	CA	1	1	1	1	-
Child in Need of Services	CS	6	38	38	5	33
Custody Visitation	CV	115	243	243	97	146
Felony	DF	7	18	18	3	15
Misdemeanor	DM	25	126	126	44	82
Entrustment	ET	2	3	3	2	1
Foster Care Review	FC	4	4	4	3	1
Initial Foster Care	IF	1	1	1	0	1
Permanency	PH	10	14	14	13	1
Petition	PT	0	6	6	4	2
Status	ST	6	26	26	9	17
Traffic	T	12	16	19	14	5
Term Parental Rights	TP	4	6	6	4	2
Truancy	TR	11	40	40	8	32
Voluntary Continuing Services Agreement	VA	1	1	1	1	-
<b>Juvenile Total</b>		<b>247</b>	<b>665</b>	<b>668</b>	<b>216</b>	<b>452</b>
<b>Franklin County Totals</b>		<b>441</b>	<b>1,119</b>	<b>1,122</b>	<b>378</b>	<b>744</b>

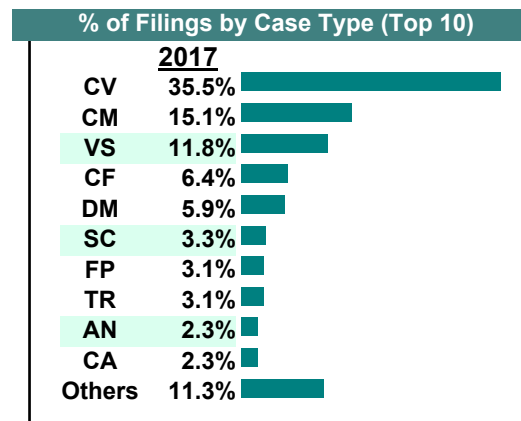
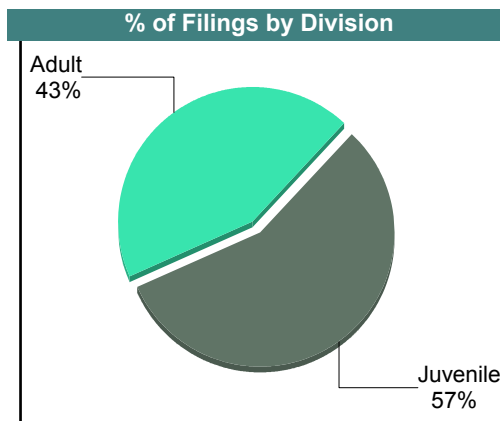
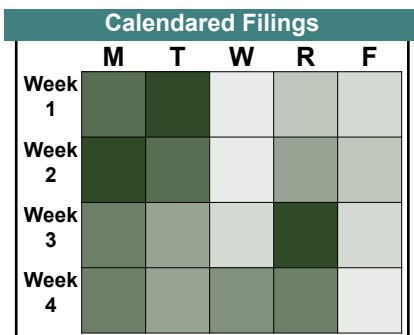


		<u>Filings</u>	<u>Hearings</u>	<u>Transactions</u>	<u>Concluded</u>	<u>Cont</u>
<b><u>Adult</u></b>						
Non-Family Abuse Prot Order	AP	1	2	2	1	1
Capias	CA	13	38	38	13	25
Felony	CF	18	33	33	11	22
Misdemeanor	CM	53	124	124	42	82
Family Abuse - Prot Order	FP	10	22	22	10	12
Motion - Prot Order	MP	1	1	1	1	-
Remand Support	RS	1	1	1	1	-
Show Cause	SC	19	65	65	22	43
SL/Other	SL	0	1	1	1	-
Civil Support	VS	42	63	63	36	27
<b>Adult Total</b>		<b>158</b>	<b>350</b>	<b>350</b>	<b>138</b>	<b>212</b>
<b><u>Juvenile</u></b>						
Abuse or Neglect	AN	21	56	56	8	48
Non-Family Abuse Prot Order	AP	2	4	4	0	4
Child in Need of Services	CS	5	17	17	0	17
Custody Visitation	CV	102	202	202	74	128
Felony	DF	1	21	21	7	14
Misdemeanor	DM	31	110	110	36	74
Foster Care Review	FC	5	5	5	5	-
Family Abuse - Prot Order	FP	1	2	2	0	2
Initial Foster Care	IF	2	2	2	2	-
Motion - Prot Order	MP	0	2	2	2	-
Permanency	PH	4	4	4	1	3
Petition	PT	1	1	1	0	1
Status	ST	6	13	13	2	11
Traffic	T	11	15	16	7	9
Term Parental Rights	TP	2	2	2	2	-
Truancy	TR	10	32	32	4	28
<b>Juvenile Total</b>		<b>204</b>	<b>488</b>	<b>489</b>	<b>150</b>	<b>339</b>
<b>Franklin County Totals</b>		<b>362</b>	<b>838</b>	<b>839</b>	<b>288</b>	<b>551</b>



April 2017

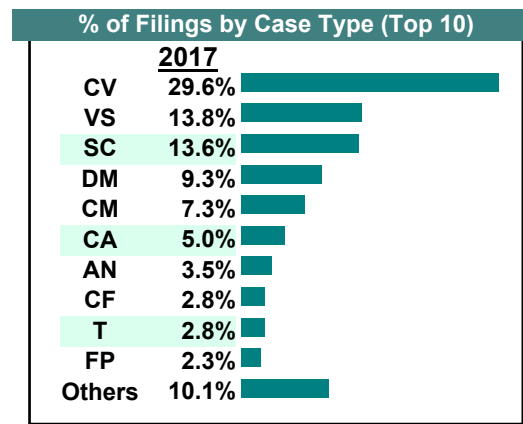
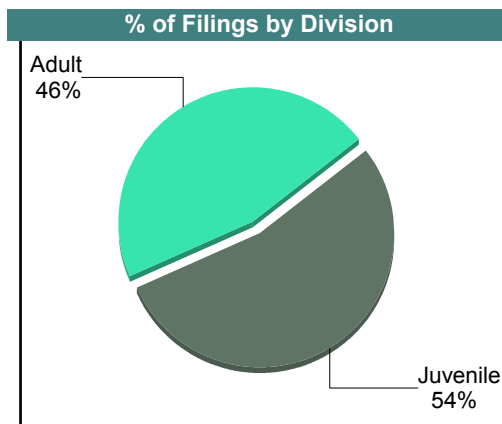
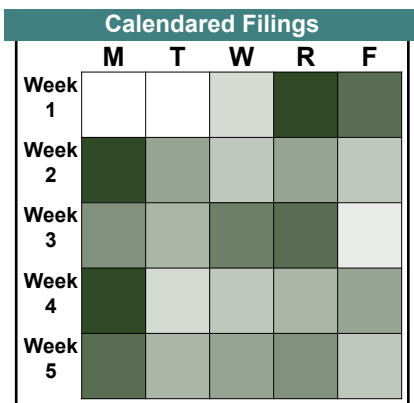
		<u>Filings</u>	<u>Hearings</u>	<u>Transactions</u>	<u>Concluded</u>	<u>Cont</u>
<b>Adult</b>						
Non-Family Abuse Prot Order	AP	1	1	1	1	-
Capias	CA	9	22	22	11	11
Felony	CF	25	33	33	20	13
Misdemeanor	CM	59	144	144	73	71
Family Abuse - Prot Order	FP	12	31	31	11	20
Motion - Prot Order	MP	1	1	1	1	-
Other	OT	1	1	1	1	-
Violation of PO	PV	2	2	2	2	-
Show Cause	SC	13	92	92	41	51
SL/Other	SL	1	1	1	0	1
Civil Support	VS	46	70	70	41	29
<b>Adult Total</b>		<b>170</b>	<b>398</b>	<b>398</b>	<b>202</b>	<b>196</b>
<b>Juvenile</b>						
Abuse or Neglect	AN	9	49	49	1	48
Capias	CA	0	1	1	1	-
Custody Relief	CR	0	1	1	1	-
Child in Need of Services	CS	3	23	23	1	22
Custody Visitation	CV	139	216	216	89	127
Felony	DF	3	23	23	11	12
Misdemeanor	DM	23	107	107	26	81
Initial Foster Care	IF	4	4	4	4	-
Motion - Prot Order	MP	3	3	3	2	1
Permanency	PH	5	5	5	5	-
Petition	PT	5	8	8	3	5
Status	ST	2	11	11	3	8
Traffic	T	9	13	14	11	3
Term Parental Rights	TP	4	4	4	4	-
Truancy	TR	12	34	34	3	31
<b>Juvenile Total</b>		<b>221</b>	<b>502</b>	<b>503</b>	<b>165</b>	<b>338</b>
<b>Franklin County Totals</b>		<b>391</b>	<b>900</b>	<b>901</b>	<b>367</b>	<b>534</b>





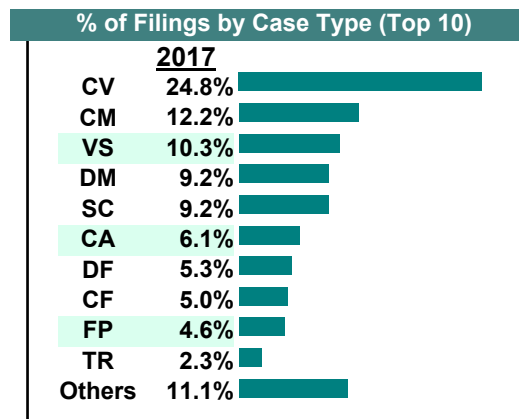
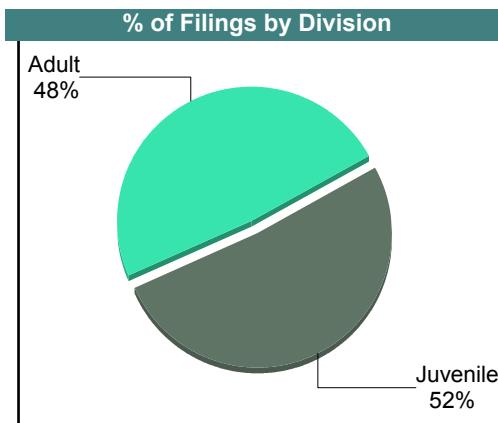

March 2017

		Filings	Hearings	Transactions	Concluded	Cont
<b>Adult</b>						
Capias	CA	19	60	60	12	48
Felony	CF	11	23	23	8	15
Misdemeanor	CM	29	118	118	52	66
Family Abuse - Prot Order	FP	9	22	22	11	11
Motion - Prot Order	MP	1	1	1	1	-
Other	OT	1	1	1	1	-
Violation of PO	PV	1	1	1	1	-
Remand Support	RS	2	2	2	2	-
Show Cause	SC	54	142	142	40	102
SL/Other	SL	1	1	1	1	-
Civil Support	VS	55	80	80	46	34
<b>Adult Total</b>		<b>183</b>	<b>451</b>	<b>451</b>	<b>175</b>	<b>276</b>
<b>Juvenile</b>						
Abuse or Neglect	AN	14	35	35	4	31
Capias	CA	1	1	1	0	1
Custody Relief	CR	0	1	1	1	-
Child in Need of Services	CS	3	25	25	2	23
Custody Visitation	CV	118	173	173	93	80
Felony	DF	3	8	8	0	8
Misdemeanor	DM	37	99	99	20	79
Foster Care Review	FC	5	6	6	6	-
Initial Foster Care	IF	2	2	2	2	-
Permanency	PH	1	2	2	1	1
Petition	PT	2	2	2	1	1
Remand Custody	RC	3	3	3	3	-
Remand Visitation	RV	3	3	3	3	-
Status	ST	2	6	6	2	4
Traffic	T	11	17	18	12	6
Term Parental Rights	TP	2	2	2	0	2
Truancy	TR	8	22	22	2	20
<b>Juvenile Total</b>		<b>215</b>	<b>407</b>	<b>408</b>	<b>152</b>	<b>256</b>
<b>Franklin County Totals</b>		<b>398</b>	<b>858</b>	<b>859</b>	<b>327</b>	<b>532</b>



February 2017

		<u>Filings</u>	<u>Hearings</u>	<u>Transactions</u>	<u>Concluded</u>	<u>Cont</u>
<b>Adult</b>						
Capias	CA	15	38	38	13	25
Felony	CF	13	33	33	20	13
Misdemeanor	CM	32	98	98	35	63
Family Abuse - Prot Order	FP	12	26	26	11	15
Motion - Prot Order	MP	3	3	3	3	-
Remand Support	RS	1	1	1	1	-
Show Cause	SC	24	86	86	24	62
Civil Support	VS	27	55	55	36	19
<b>Adult Total</b>		<b>127</b>	<b>340</b>	<b>340</b>	<b>143</b>	<b>197</b>
<b>Juvenile</b>						
Abuse or Neglect	AN	3	13	13	7	6
Capias	CA	1	1	1	1	-
Custody Relief	CR	1	1	1	0	1
Child in Need of Services	CS	5	24	24	3	21
Custody Visitation	CV	65	146	146	72	74
Felony	DF	14	32	32	1	31
Misdemeanor	DM	24	124	124	27	97
Entrustment	ET	0	2	2	2	-
Foster Care Review	FC	3	3	3	2	1
Initial Foster Care	IF	3	4	4	4	-
Motion - Prot Order	MP	0	2	2	0	2
Permanency	PH	1	1	1	1	-
Remand Custody	RC	1	1	1	1	-
Remand Visitation	RV	1	1	1	1	-
Status	ST	4	17	17	3	14
Traffic	T	3	9	9	6	3
Term Parental Rights	TP	0	2	2	2	-
Truancy	TR	6	21	21	2	19
<b>Juvenile Total</b>		<b>135</b>	<b>404</b>	<b>404</b>	<b>135</b>	<b>269</b>
<b>Franklin County Totals</b>		<b>262</b>	<b>744</b>	<b>744</b>	<b>278</b>	<b>466</b>



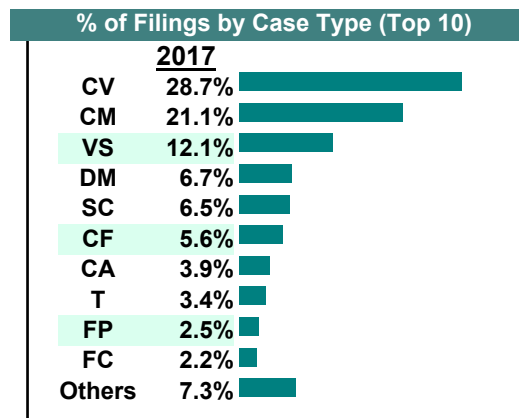
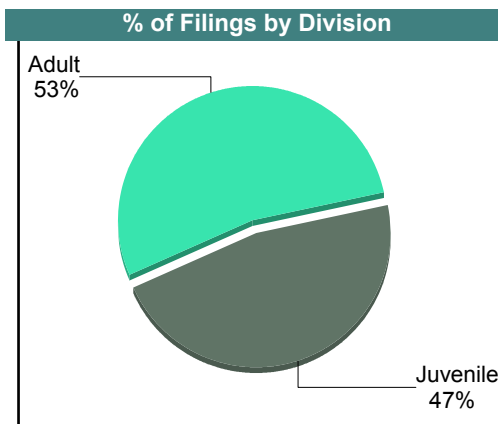

**CASELOAD STATISTICS OF THE JUVENILE & DOMESTIC RELATIONS COURTS**

**Franklin County**

District: 22

January 2017

		<u>Filings</u>	<u>Hearings</u>	<u>Transactions</u>	<u>Concluded</u>	<u>Cont</u>
<b><u>Adult</u></b>						
Capias	CA	14	47	47	18	29
Felony	CF	20	32	32	21	11
Misdemeanor	CM	75	192	192	58	134
Family Abuse - Prot Order	FP	9	18	18	8	10
Other	OT	4	4	4	4	-
Violation of PO	PV	1	1	1	1	-
Remand Support	RS	1	1	1	1	-
Show Cause	SC	23	95	95	22	73
Civil Support	VS	43	82	82	51	31
<b>Adult Total</b>		<b>190</b>	<b>472</b>	<b>472</b>	<b>184</b>	<b>288</b>
<b><u>Juvenile</u></b>						
Abuse or Neglect	AN	3	23	23	6	17
Custody Relief	CR	1	1	1	0	1
Child in Need of Services	CS	0	17	17	1	16
Custody Visitation	CV	102	169	169	109	60
Felony	DF	0	12	12	4	8
Misdemeanor	DM	24	103	103	25	78
Entrustment	ET	2	3	3	0	3
Foster Care Review	FC	8	9	9	8	1
Initial Foster Care	IF	1	2	2	1	1
Permanency	PH	5	7	7	5	2
Petition	PT	0	2	2	1	1
Remand Custody	RC	2	2	2	2	-
Child at Risk	RI	1	1	1	1	-
Remand Visitation	RV	2	2	2	2	-
Status	ST	2	9	9	6	3
Traffic	T	12	22	22	13	9
Term Parental Rights	TP	0	4	4	2	2
Truancy	TR	1	23	23	4	19
<b>Juvenile Total</b>		<b>166</b>	<b>411</b>	<b>411</b>	<b>190</b>	<b>221</b>
<b>Franklin County Totals</b>		<b>356</b>	<b>883</b>	<b>883</b>	<b>374</b>	<b>509</b>



**CASELOAD STATISTICS OF THE JUVENILE & DOMESTIC RELATIONS COURTS**

**Pittsylvania**

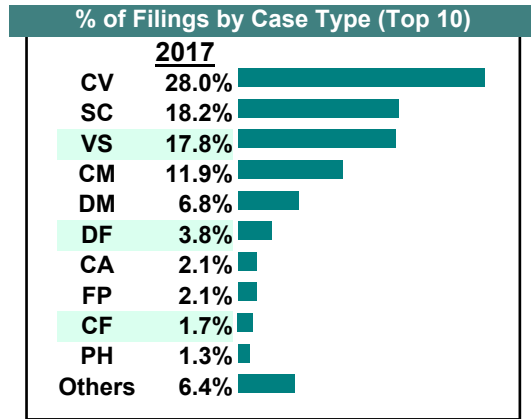
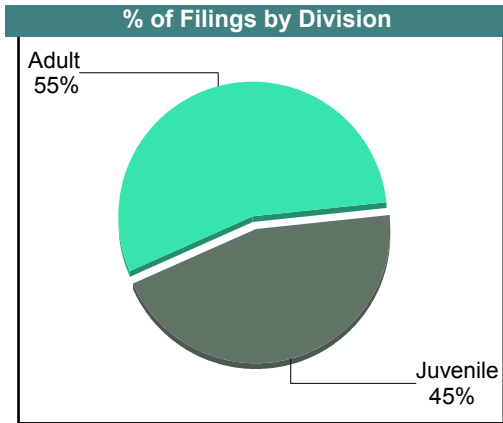
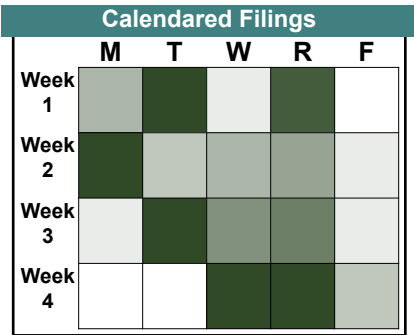
District: 22

December 2017

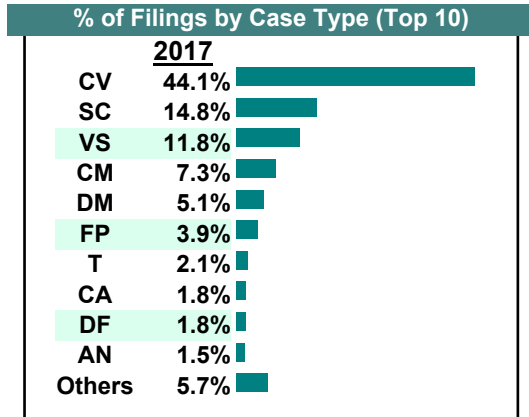
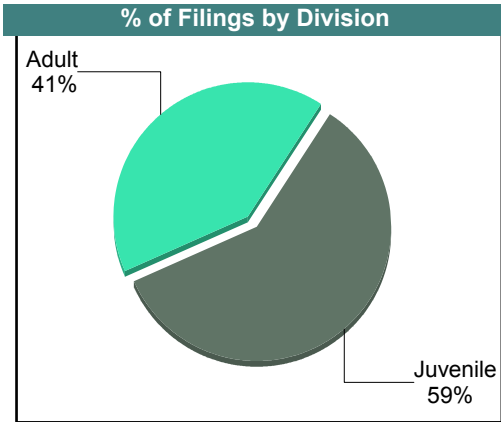
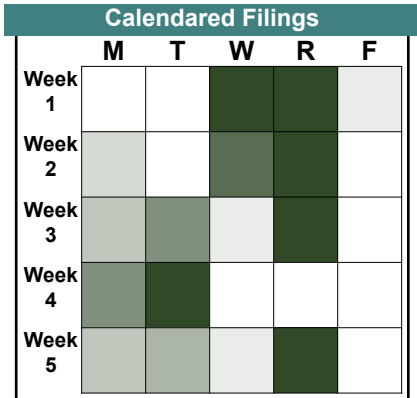
		<u>Filings</u>	<u>Hearings</u>	<u>Transactions</u>	<u>Concluded</u>	<u>Cont</u>
<b>Adult</b>						
Non-Family Abuse Prot Order	AP	0	1	1	1	-
Capias	CA	5	19	19	8	11
Felony	CF	4	16	16	2	14
Misdemeanor	CM	28	73	73	29	41
Family Abuse - Prot Order	FP	5	19	19	10	9
Motion - Prot Order	MP	2	2	2	2	-
Remand Support	RS	1	1	1	1	-
Show Cause	SC	43	106	106	51	55
Civil Support	VS	42	61	61	40	21
<b>Adult Total</b>		<b>130</b>	<b>298</b>	<b>298</b>	<b>144</b>	<b>151</b>

<b>Juvenile</b>						
Abuse or Neglect	AN	2	21	21	13	8
Capias	CA	0	1	1	1	-
Child in Need of Services	CS	0	1	1	0	1
Custody Visitation	CV	66	143	143	89	54
Felony	DF	9	23	23	5	18
Misdemeanor	DM	16	33	33	11	21
Foster Care Review	FC	1	1	1	1	-
Initial Foster Care	IF	1	1	1	1	-
Permanency	PH	3	3	3	0	3
Remand Custody	RC	1	1	1	1	-
Child at Risk	RI	1	3	3	0	3
Remand Visitation	RV	1	1	1	1	-
Status	ST	2	5	5	0	5
Traffic	T	3	8	9	4	5
Truancy	TR	0	1	1	0	1
<b>Juvenile Total</b>		<b>106</b>	<b>246</b>	<b>247</b>	<b>127</b>	<b>119</b>

<b>Pittsylvania Totals</b>		<b>236</b>	<b>544</b>	<b>545</b>	<b>271</b>	<b>270</b>
----------------------------	--	------------	------------	------------	------------	------------



		<u>Filings</u>	<u>Hearings</u>	<u>Transactions</u>	<u>Concluded</u>	<u>Cont</u>
<b>Adult</b>						
Non-Family Abuse Prot Order	AP	1	2	2	0	2
Capias	CA	5	18	18	8	10
Felony	CF	3	16	16	4	12
Misdemeanor	CM	24	95	95	31	63
Family Abuse - Prot Order	FP	13	25	25	11	14
Motion - Prot Order	MP	1	1	1	1	-
Show Cause	SC	49	106	106	44	61
Civil Support	VS	39	63	63	36	25
<b>Adult Total</b>		<b>135</b>	<b>326</b>	<b>326</b>	<b>135</b>	<b>187</b>
<b>Juvenile</b>						
Abuse or Neglect	AN	5	24	24	3	21
Capias	CA	1	1	1	0	1
Custody Visitation	CV	146	239	239	149	85
Felony	DF	6	20	20	0	20
Misdemeanor	DM	17	40	40	8	31
Foster Care Review	FC	3	4	4	4	-
Initial Foster Care	IF	4	5	5	2	3
Permanency	PH	3	3	3	1	1
Child at Risk	RI	1	11	11	1	10
Status	ST	2	9	9	4	5
Traffic	T	7	12	13	5	8
Term Parental Rights	TP	0	1	1	1	-
Truancy	TR	1	3	3	2	1
<b>Juvenile Total</b>		<b>196</b>	<b>372</b>	<b>373</b>	<b>180</b>	<b>186</b>
<b>Pittsylvania Totals</b>		<b>331</b>	<b>698</b>	<b>699</b>	<b>315</b>	<b>373</b>



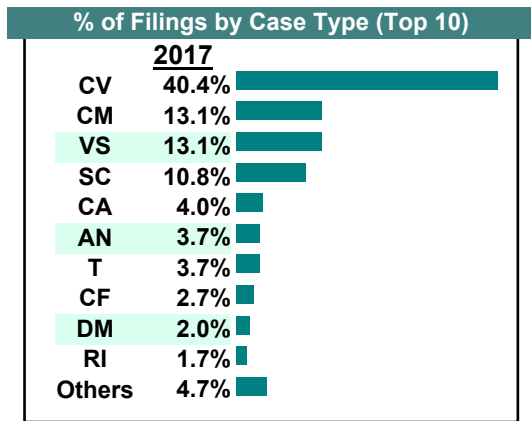
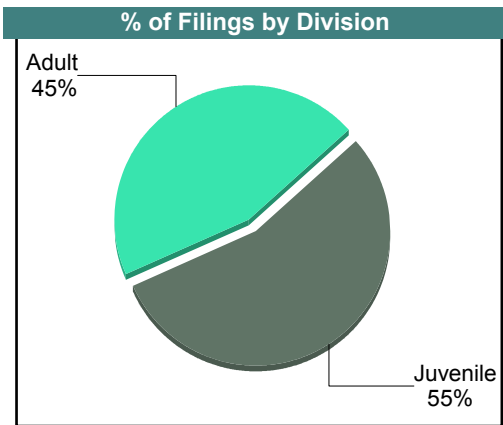

**CASELOAD STATISTICS OF THE JUVENILE & DOMESTIC RELATIONS COURTS**

**Pittsylvania**

District: 22

October 2017

		<u>Filings</u>	<u>Hearings</u>	<u>Transactions</u>	<u>Concluded</u>	<u>Cont</u>
<b><u>Adult</u></b>						
Capias	CA	12	31	31	14	14
Felony	CF	8	30	30	8	21
Misdemeanor	CM	39	108	108	42	64
Family Abuse - Prot Order	FP	3	10	10	5	5
Show Cause	SC	32	116	116	55	59
SL/Other	SL	1	1	1	1	-
Civil Support	VS	39	78	78	53	24
<b>Adult Total</b>		<b>134</b>	<b>374</b>	<b>374</b>	<b>178</b>	<b>187</b>
<b><u>Juvenile</u></b>						
Abuse or Neglect	AN	11	41	41	11	30
Custody Visitation	CV	120	231	231	141	83
Felony	DF	4	7	7	0	7
Misdemeanor	DM	6	26	26	5	21
Foster Care Review	FC	1	2	2	2	-
Initial Foster Care	IF	0	1	1	0	1
Permanency	PH	2	2	2	2	-
Petition	PT	1	1	1	1	-
Child at Risk	RI	5	8	8	1	7
Status	ST	1	7	7	2	4
Traffic	T	11	12	16	6	10
Voluntary Continuing Services Agreement	VA	1	1	1	0	1
<b>Juvenile Total</b>		<b>163</b>	<b>339</b>	<b>343</b>	<b>171</b>	<b>164</b>
<b>Pittsylvania Totals</b>		<b>297</b>	<b>713</b>	<b>717</b>	<b>349</b>	<b>351</b>



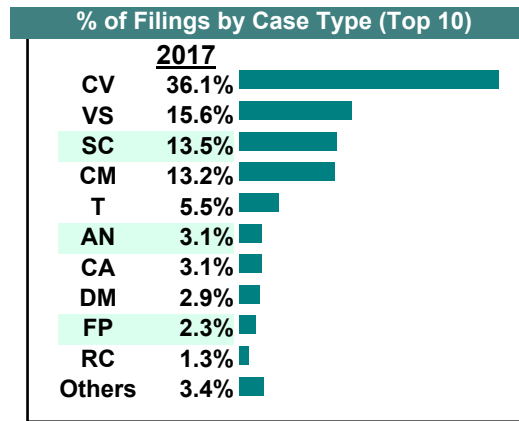
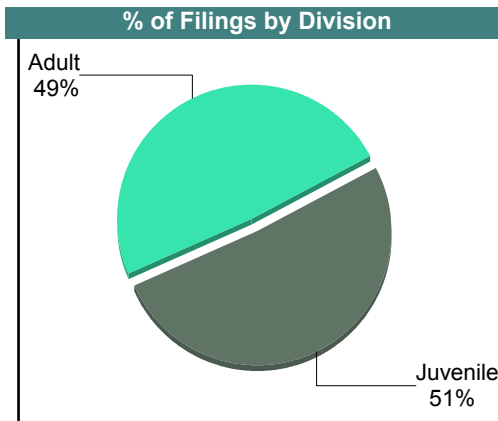

**CASELOAD STATISTICS OF THE JUVENILE & DOMESTIC RELATIONS COURTS**

September 2017

**Pittsylvania**

District: 22

		<u>Filings</u>	<u>Hearings</u>	<u>Transactions</u>	<u>Concluded</u>	<u>Cont</u>
<b>Adult</b>						
Capias	CA	12	28	28	7	20
Felony	CF	4	26	26	7	19
Misdemeanor	CM	51	100	100	40	60
Family Abuse - Prot Order	FP	9	22	22	8	14
Show Cause	SC	52	120	120	51	67
Civil Support	VS	60	91	91	55	34
<b>Adult Total</b>		<b>188</b>	<b>387</b>	<b>387</b>	<b>168</b>	<b>214</b>
<b>Juvenile</b>						
Abuse or Neglect	AN	12	40	40	8	28
Child in Need of Services	CS	0	1	1	0	1
Custody Visitation	CV	139	234	234	111	119
Felony	DF	1	11	11	4	7
Misdemeanor	DM	11	27	27	4	23
Foster Care Review	FC	1	2	2	1	1
Permanency	PH	0	1	1	1	-
Remand Custody	RC	5	5	5	5	-
Child at Risk	RI	0	6	6	5	1
Remand Visitation	RV	4	4	4	4	-
Status	ST	1	6	6	2	4
Traffic	T	21	20	24	12	11
Term Parental Rights	TP	2	2	2	1	1
Voluntary Continuing Services Agreement	VA	0	1	1	1	-
<b>Juvenile Total</b>		<b>197</b>	<b>360</b>	<b>364</b>	<b>159</b>	<b>196</b>
<b>Pittsylvania Totals</b>		<b>385</b>	<b>747</b>	<b>751</b>	<b>327</b>	<b>410</b>



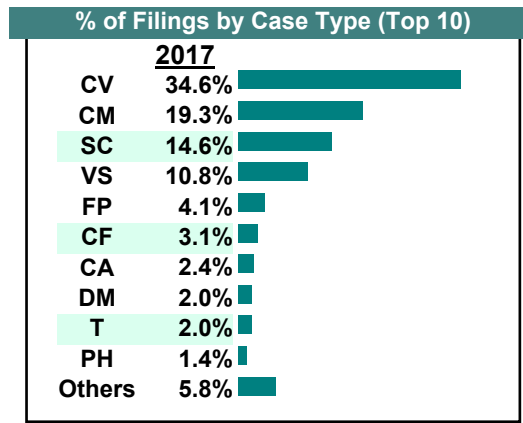
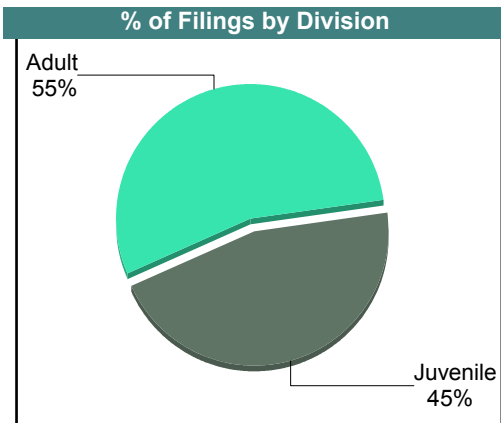

**CASELOAD STATISTICS OF THE JUVENILE & DOMESTIC RELATIONS COURTS**

**Pittsylvania**

District: 22

August 2017

		<u>Filings</u>	<u>Hearings</u>	<u>Transactions</u>	<u>Concluded</u>	<u>Cont</u>
<b><u>Adult</u></b>						
Capias	CA	7	15	15	5	10
Felony	CF	9	19	19	0	19
Misdemeanor	CM	57	101	101	29	71
Family Abuse - Prot Order	FP	12	30	30	13	17
Motion - Prot Order	MP	1	1	1	1	-
Show Cause	SC	43	100	100	45	54
Civil Support	VS	32	59	59	33	22
<b>Adult Total</b>		<b>161</b>	<b>325</b>	<b>325</b>	<b>126</b>	<b>193</b>
<b><u>Juvenile</u></b>						
Abuse or Neglect	AN	3	44	44	12	32
Custody Visitation	CV	102	188	188	73	97
Felony	DF	1	21	21	9	12
Misdemeanor	DM	6	19	19	6	11
Entrustment	ET	3	3	3	3	-
Foster Care Review	FC	2	4	4	4	-
Initial Foster Care	IF	1	1	1	1	-
Permanency	PH	4	8	8	7	1
Petition	PT	1	1	1	0	-
Child at Risk	RI	3	7	7	0	7
Status	ST	2	8	8	3	5
Traffic	T	6	10	10	5	5
Truancy	TR	0	2	2	1	1
<b>Juvenile Total</b>		<b>134</b>	<b>316</b>	<b>316</b>	<b>124</b>	<b>171</b>
<b>Pittsylvania Totals</b>		<b>295</b>	<b>641</b>	<b>641</b>	<b>250</b>	<b>364</b>





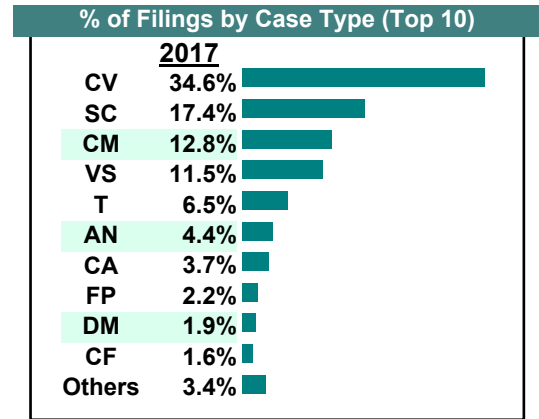
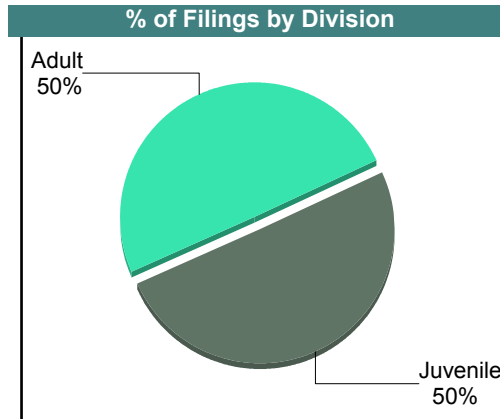

**CASELOAD STATISTICS OF THE JUVENILE & DOMESTIC RELATIONS COURTS**

July 2017

**Pittsylvania**

District: 22

		<u>Filings</u>	<u>Hearings</u>	<u>Transactions</u>	<u>Concluded</u>	<u>Cont</u>
<b><u>Adult</u></b>						
Capias	CA	12	22	22	8	14
Felony	CF	5	12	12	4	8
Misdemeanor	CM	41	81	81	39	42
Family Abuse - Prot Order	FP	7	12	12	4	8
Show Cause	SC	56	115	115	49	66
SL/Other	SL	2	3	3	3	-
Civil Support	VS	37	68	68	42	22
<b>Adult Total</b>		<b>160</b>	<b>313</b>	<b>313</b>	<b>149</b>	<b>160</b>
<b><u>Juvenile</u></b>						
Abuse or Neglect	AN	14	24	24	1	21
Child in Need of Services	CS	0	1	1	0	1
Custody Visitation	CV	111	208	208	105	96
Felony	DF	2	59	59	20	37
Misdemeanor	DM	6	20	21	11	10
Emancipation	EP	0	1	1	1	-
Initial Foster Care	IF	1	1	1	1	-
Juv Support	JS	0	1	1	1	-
Permanency	PH	5	5	5	1	4
Petition	PT	0	1	1	1	-
Child at Risk	RI	1	3	3	1	2
Show Cause	SC	0	1	1	1	-
Traffic	T	21	31	32	25	7
<b>Juvenile Total</b>		<b>161</b>	<b>356</b>	<b>358</b>	<b>169</b>	<b>178</b>
<b>Pittsylvania Totals</b>		<b>321</b>	<b>669</b>	<b>671</b>	<b>318</b>	<b>338</b>



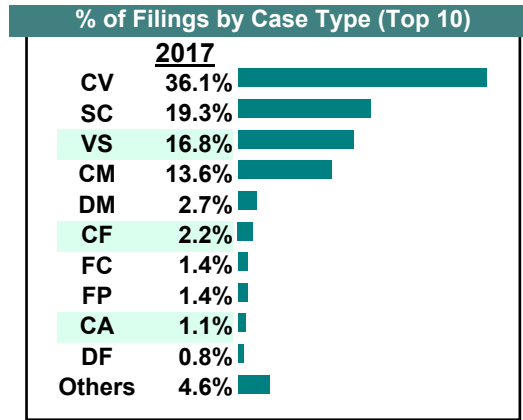
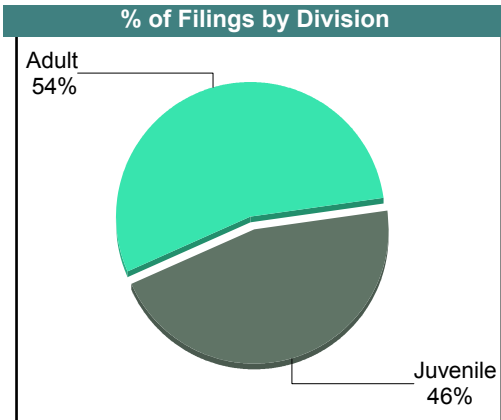
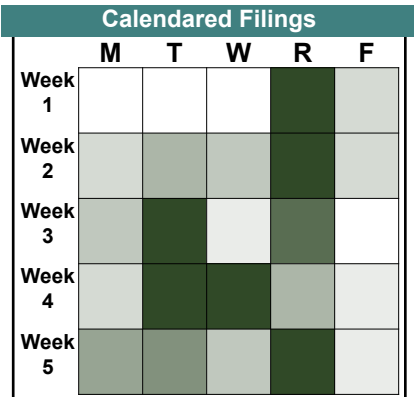
**CASELOAD STATISTICS OF THE JUVENILE & DOMESTIC RELATIONS COURTS**

**Pittsylvania**

District: 22

June 2017

		<u>Filings</u>	<u>Hearings</u>	<u>Transactions</u>	<u>Concluded</u>	<u>Cont</u>
<b><u>Adult</u></b>						
Capias	CA	4	15	15	4	11
Felony	CF	8	18	18	5	13
Misdemeanor	CM	50	98	98	44	53
Family Abuse - Prot Order	FP	5	13	13	4	9
Remand Support	RS	1	1	1	1	-
Show Cause	SC	70	124	124	52	62
Civil Support	VS	62	101	101	55	46
<b>Adult Total</b>		<b>200</b>	<b>370</b>	<b>370</b>	<b>165</b>	<b>194</b>
<b><u>Juvenile</u></b>						
Abuse or Neglect	AN	1	17	17	4	13
Child in Need of Services	CS	0	1	1	1	-
Custody Visitation	CV	133	241	241	133	107
Felony	DF	3	56	56	8	48
Misdemeanor	DM	10	31	35	15	20
Emancipation	EP	1	1	1	0	1
Foster Care Review	FC	5	5	5	3	2
Initial Foster Care	IF	1	1	1	0	1
Juv Support	JS	0	1	1	0	1
Permanency	PH	2	2	2	2	-
Remand Custody	RC	3	3	3	3	-
Child at Risk	RI	2	11	11	7	4
Show Cause	SC	1	1	1	0	1
Status	ST	3	7	7	4	3
Traffic	T	3	6	6	4	2
Truancy	TR	0	2	2	0	2
<b>Juvenile Total</b>		<b>168</b>	<b>386</b>	<b>390</b>	<b>184</b>	<b>205</b>
<b>Pittsylvania Totals</b>		<b>368</b>	<b>756</b>	<b>760</b>	<b>349</b>	<b>399</b>



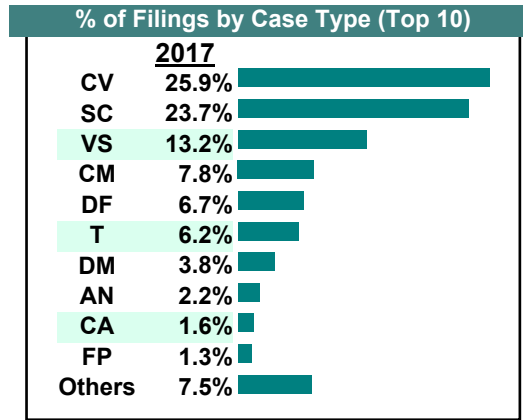
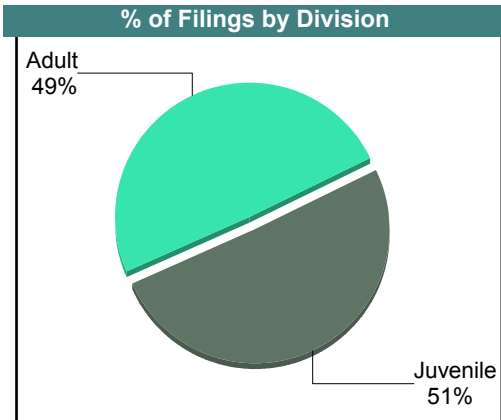

CASELOAD STATISTICS OF THE JUVENILE & DOMESTIC RELATIONS COURTS

Pittsylvania

District: 22

May 2017

		Filings	Hearings	Transactions	Concluded	Cont
<b>Adult</b>						
Capias	CA	6	14	14	5	9
Felony	CF	3	15	15	10	5
Misdemeanor	CM	29	65	65	25	40
Family Abuse - Prot Order	FP	5	18	18	10	8
Remand Support	RS	2	2	2	2	-
Show Cause	SC	88	124	124	50	70
SL/Other	SL	1	1	1	0	1
Civil Support	VS	49	83	83	42	38
<b>Adult Total</b>		<b>183</b>	<b>322</b>	<b>322</b>	<b>144</b>	<b>171</b>
<b>Juvenile</b>						
Abuse or Neglect	AN	8	26	26	7	19
Child in Need of Services	CS	0	1	1	1	-
Custody Visitation	CV	96	235	235	138	95
Felony	DF	25	56	56	12	44
Misdemeanor	DM	14	41	41	12	25
Foster Care Review	FC	1	1	1	1	-
Initial Foster Care	IF	2	2	2	2	-
Motion - Prot Order	MP	2	2	2	2	-
Petition	PT	1	1	1	0	1
Remand Custody	RC	5	5	5	5	-
Child at Risk	RI	4	9	9	4	5
Remand Visitation	RV	4	4	4	3	-
Status	ST	3	9	9	2	7
Traffic	T	23	29	29	19	10
Truancy	TR	0	3	3	0	3
<b>Juvenile Total</b>		<b>188</b>	<b>424</b>	<b>424</b>	<b>208</b>	<b>209</b>
<b>Pittsylvania Totals</b>		<b>371</b>	<b>746</b>	<b>746</b>	<b>352</b>	<b>380</b>



**CASELOAD STATISTICS OF THE JUVENILE & DOMESTIC RELATIONS COURTS**

**Pittsylvania**

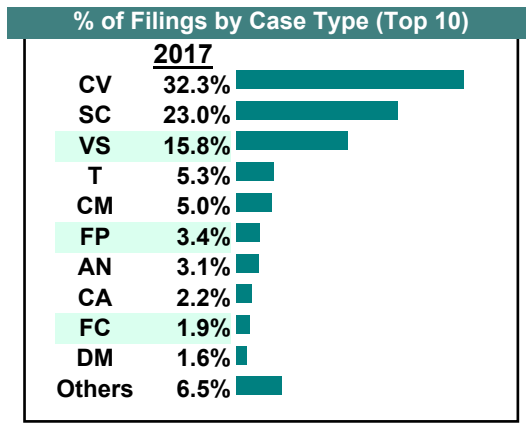
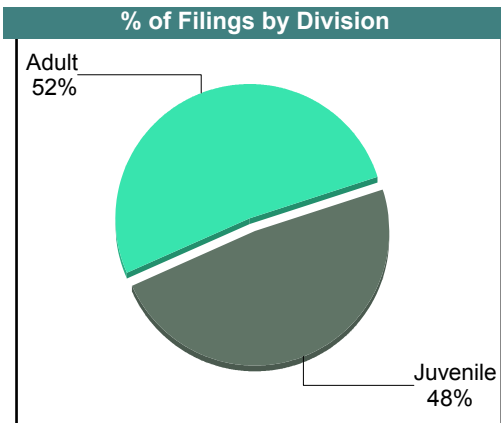
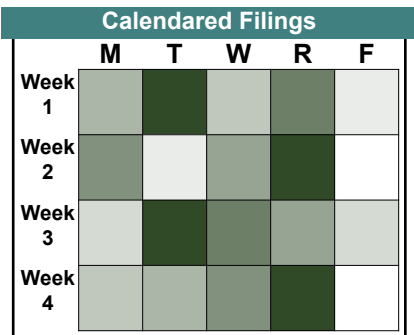
District: 22

April 2017

		<u>Filings</u>	<u>Hearings</u>	<u>Transactions</u>	<u>Concluded</u>	<u>Cont</u>
<b><u>Adult</u></b>						
Capias	CA	7	13	13	6	7
Felony	CF	3	19	19	3	16
Misdemeanor	CM	16	60	60	28	32
Family Abuse - Prot Order	FP	11	19	19	6	13
Motion - Prot Order	MP	2	2	2	2	-
Other	OT	1	1	1	1	-
Show Cause	SC	74	113	113	58	53
SL/Other	SL	1	1	1	1	-
Civil Support	VS	51	84	84	53	28
<b>Adult Total</b>		<b>166</b>	<b>312</b>	<b>312</b>	<b>158</b>	<b>149</b>

<b><u>Juvenile</u></b>						
Abuse or Neglect	AN	10	30	30	8	22
Child in Need of Services	CS	0	3	3	1	2
Custody Visitation	CV	104	179	179	99	72
Felony	DF	2	18	18	6	12
Misdemeanor	DM	5	42	42	29	13
Foster Care Review	FC	6	6	6	4	2
Initial Foster Care	IF	2	2	2	2	-
Juv Support	JS	1	1	1	0	1
Remand Custody	RC	4	4	4	4	-
Child at Risk	RI	0	3	3	2	1
Remand Visitation	RV	3	3	3	3	-
Status	ST	1	8	8	3	5
Traffic	T	17	19	21	15	6
Truancy	TR	0	2	2	0	2
Voluntary Continuing Services Agreement	VA	1	1	1	0	1
<b>Juvenile Total</b>		<b>156</b>	<b>321</b>	<b>323</b>	<b>176</b>	<b>139</b>

<b>Pittsylvania Totals</b>		<b>322</b>	<b>633</b>	<b>635</b>	<b>334</b>	<b>288</b>
----------------------------	--	------------	------------	------------	------------	------------



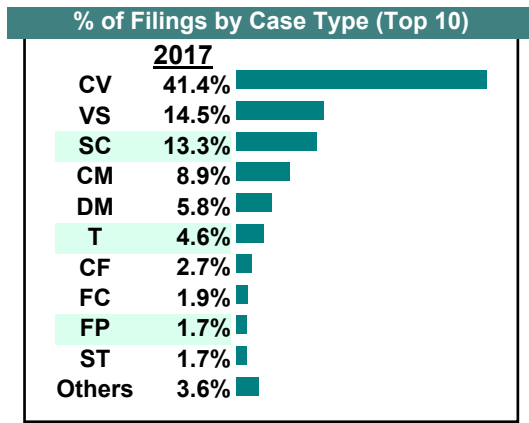
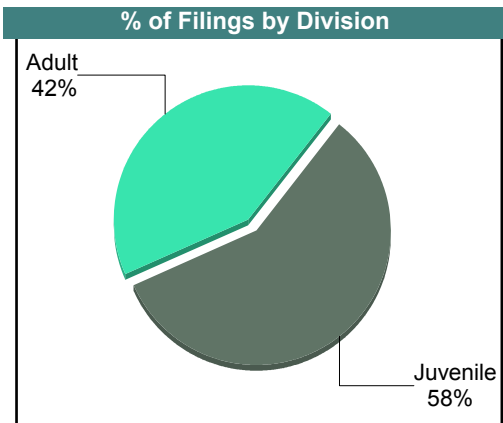

**CASELOAD STATISTICS OF THE JUVENILE & DOMESTIC RELATIONS COURTS**

**Pittsylvania**

District: 22

March 2017

		<u>Filings</u>	<u>Hearings</u>	<u>Transactions</u>	<u>Concluded</u>	<u>Cont</u>
<b><u>Adult</u></b>						
Capias	CA	3	7	7	0	7
Felony	CF	11	25	25	8	17
Misdemeanor	CM	37	69	69	27	42
Family Abuse - Prot Order	FP	7	16	16	7	9
Motion - Prot Order	MP	1	1	1	1	-
Other	OT	1	2	2	1	1
Show Cause	SC	55	113	113	58	53
Civil Support	VS	60	108	108	51	55
<b>Adult Total</b>		<b>175</b>	<b>341</b>	<b>341</b>	<b>153</b>	<b>184</b>
<b><u>Juvenile</u></b>						
Abuse or Neglect	AN	2	15	15	1	14
Capias	CA	0	1	1	1	-
Child in Need of Services	CS	1	2	2	1	1
Custody Visitation	CV	172	361	361	190	171
Felony	DF	2	49	49	11	26
Misdemeanor	DM	24	69	69	27	39
Emancipation	EP	1	1	1	1	-
Foster Care Review	FC	8	8	8	8	-
Child at Risk	RI	3	16	16	1	15
Status	ST	7	20	20	4	16
Traffic	T	19	18	23	20	3
Truancy	TR	1	4	4	0	4
<b>Juvenile Total</b>		<b>240</b>	<b>564</b>	<b>569</b>	<b>265</b>	<b>289</b>
<b>Pittsylvania Totals</b>		<b>415</b>	<b>905</b>	<b>910</b>	<b>418</b>	<b>473</b>



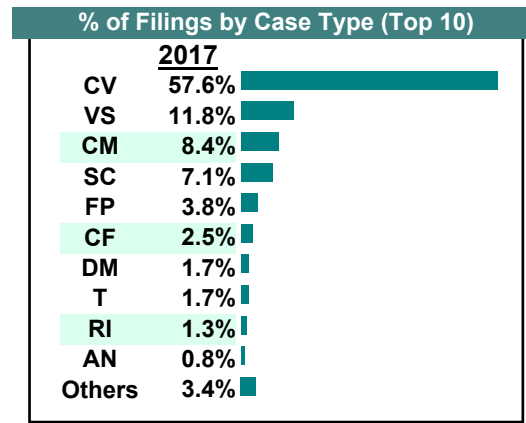
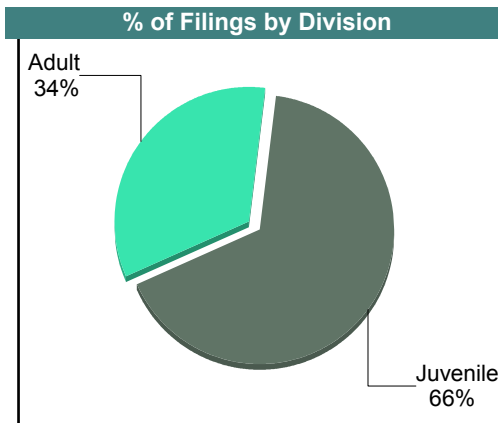

**CASELOAD STATISTICS OF THE JUVENILE & DOMESTIC RELATIONS COURTS**

February 2017

**Pittsylvania**

District: 22

		<u>Filings</u>	<u>Hearings</u>	<u>Transactions</u>	<u>Concluded</u>	<u>Cont</u>
<b><u>Adult</u></b>						
Capias	CA	0	4	4	3	1
Felony	CF	6	14	14	4	10
Misdemeanor	CM	20	62	62	23	36
Family Abuse - Prot Order	FP	9	18	18	8	10
Show Cause	SC	17	56	56	29	23
Civil Support	VS	28	57	57	30	26
<b>Adult Total</b>		<b>80</b>	<b>211</b>	<b>211</b>	<b>97</b>	<b>106</b>
<b><u>Juvenile</u></b>						
Abuse or Neglect	AN	2	15	15	1	13
Capias	CA	0	1	1	0	-
Child in Need of Services	CS	1	7	7	4	3
Custody Visitation	CV	137	226	226	96	128
Felony	DF	2	33	33	6	27
Misdemeanor	DM	4	44	45	20	23
Foster Care Review	FC	2	3	3	3	-
Initial Foster Care	IF	1	1	1	1	-
Violation Fam Abuse PO	PS	0	1	1	1	-
Child at Risk	RI	3	6	6	0	6
Status	ST	2	7	7	0	7
Traffic	T	4	7	8	7	1
Truancy	TR	0	1	1	0	1
<b>Juvenile Total</b>		<b>158</b>	<b>352</b>	<b>354</b>	<b>139</b>	<b>209</b>
<b>Pittsylvania Totals</b>		<b>238</b>	<b>563</b>	<b>565</b>	<b>236</b>	<b>315</b>



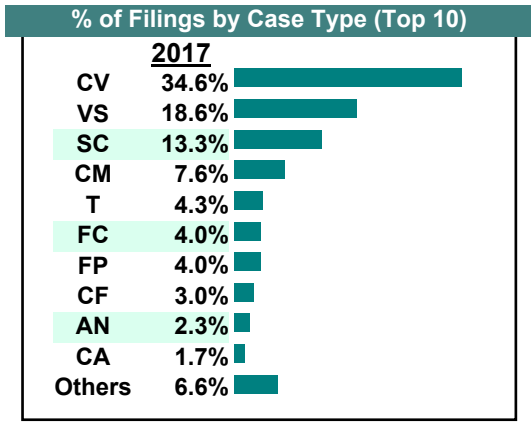
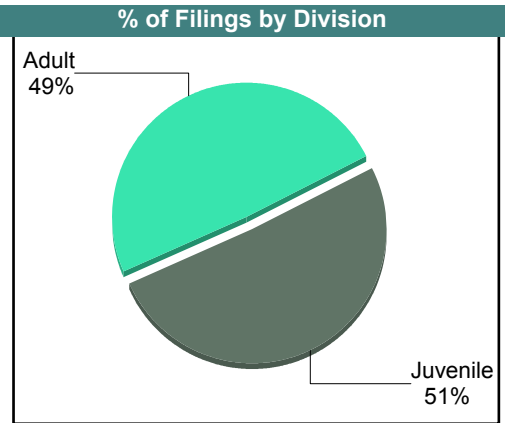

**CASELOAD STATISTICS OF THE JUVENILE & DOMESTIC RELATIONS COURTS**

**Pittsylvania**

District: 22

January 2017

		<u>Filings</u>	<u>Hearings</u>	<u>Transactions</u>	<u>Concluded</u>	<u>Cont</u>
<b><u>Adult</u></b>						
Capias	CA	5	15	15	6	9
Felony	CF	9	25	25	9	16
Misdemeanor	CM	23	79	79	38	41
Family Abuse - Prot Order	FP	12	24	24	11	13
Motion - Prot Order	MP	2	2	2	2	-
Other	OT	0	1	1	1	-
Show Cause	SC	40	81	81	32	45
SL/Other	SL	1	1	1	1	-
Civil Support	VS	56	89	89	56	32
<b>Adult Total</b>		<b>148</b>	<b>317</b>	<b>317</b>	<b>156</b>	<b>156</b>
<b><u>Juvenile</u></b>						
Abuse or Neglect	AN	7	42	42	11	28
Child in Need of Services	CS	1	8	8	2	6
Custody Visitation	CV	104	305	305	169	119
Felony	DF	4	72	72	6	57
Misdemeanor	DM	4	83	83	33	50
Foster Care Review	FC	12	18	18	11	7
Initial Foster Care	IF	0	1	1	1	-
Petition	PT	0	2	2	2	-
Remand Custody	RC	1	1	1	1	-
Child at Risk	RI	3	13	13	4	9
Remand Visitation	RV	1	1	1	1	-
Status	ST	2	14	14	5	9
Traffic	T	13	22	22	15	7
Truancy	TR	1	4	4	2	2
<b>Juvenile Total</b>		<b>153</b>	<b>586</b>	<b>586</b>	<b>263</b>	<b>294</b>
<b>Pittsylvania Totals</b>		<b>301</b>	<b>903</b>	<b>903</b>	<b>419</b>	<b>450</b>



Filings by Court & Division

	<u>Danville</u>		<u>Franklin County</u>		<u>Pittsylvania</u>		<u>Total</u>
<b>A</b>							
Show Cause	768	44%	360	21%	619	35%	1,747
Civil Support	492	33%	444	30%	555	37%	1,491
Adult Misdemeanor	529	36%	526	36%	415	28%	1,470
Capias	370	59%	175	28%	78	13%	623
Adult Felony	103	30%	171	49%	73	21%	347
Family Abuse - Prot Ord	107	33%	119	37%	98	30%	324
Motion - Prot Order	1	4%	16	62%	9	35%	26
SL/Other	3	18%	8	47%	6	35%	17
Remand Support	-	0%	9	69%	4	31%	13
Violation of PO	6	46%	7	54%	-	0%	13
Other	-	0%	8	80%	2	20%	10
Non-Family Abuse Prot	3	33%	5	56%	1	11%	9
<b>Total</b>	<b>2,382</b>	<b>39%</b>	<b>1,848</b>	<b>30%</b>	<b>1,860</b>	<b>31%</b>	<b>6,090</b>
<b>J</b>							
Custody Visitation	630	19%	1,249	38%	1,430	43%	3,309
Delinquency	404	44%	322	35%	184	20%	910
Traffic	47	14%	134	41%	148	45%	329
Abuse or Neglect	6	2%	203	71%	77	27%	286
Status Offense/Other	110	60%	48	26%	26	14%	184
Foster Care Review	40	31%	48	37%	42	32%	130
Permanency	58	48%	44	36%	19	16%	121
Truancy	46	40%	66	57%	3	3%	115
Initial Foster Care	22	28%	45	56%	13	16%	80
Term Parental Rights	42	71%	15	25%	2	3%	59
Child in Need of Service	10	20%	36	73%	3	6%	49
Child at Risk	-	0%	4	13%	26	87%	30
Remand Custody	-	0%	9	32%	19	68%	28
Remand Visitation	-	0%	9	41%	13	59%	22
Paternity	-	0%	12	80%	3	20%	15
Entrustment	2	15%	8	62%	3	23%	13
Motion - Prot Order	-	0%	10	83%	2	17%	12
Voluntary Continuing S	3	27%	6	55%	2	18%	11
Non-Family Abuse Prot	7	78%	2	22%	-	0%	9
Capias	-	0%	6	86%	1	14%	7
Custody Relief	1	25%	3	75%	-	0%	4
Emancipation	1	25%	1	25%	2	50%	4
Family Abuse - Prot Ord	1	50%	1	50%	-	0%	2
Juv Support	-	0%	-	0%	1	100%	1
Show Cause	-	0%	-	0%	1	100%	1
Violation Fam Abuse PC	-	0%	-	0%	-	0%	0
<b>Total</b>	<b>1,430</b>	<b>25%</b>	<b>2,281</b>	<b>40%</b>	<b>2,020</b>	<b>35%</b>	<b>5,731</b>
<b>Total</b>	<b>3,812</b>	<b>32%</b>	<b>4,129</b>	<b>35%</b>	<b>3,880</b>	<b>33%</b>	<b>11,821</b>




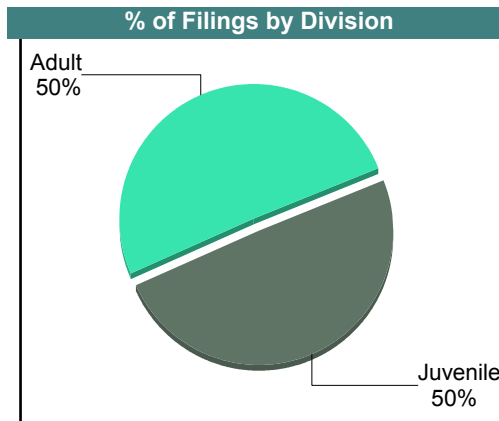

**CASELOAD STATISTICS OF THE JUVENILE & DOMESTIC RELATIONS COURTS**

**Roanoke**

District: 23

December 2017

		<u>Filings</u>	<u>Hearings</u>	<u>Transactions</u>	<u>Concluded</u>	<u>Cont</u>
<b><u>Adult</u></b>						
Bond Forfeiture	BF	1	1	1	1	-
Capias	CA	1	4	4	2	2
Felony	CF	21	40	40	8	32
Misdemeanor	CM	121	295	295	101	194
Family Abuse - Prot Order	FP	36	53	53	30	23
Violation Fam Abuse PO	PS	1	1	1	0	1
Violation of PO	PV	1	1	1	1	-
Remand Support	RS	1	1	1	1	-
Show Cause	SC	39	168	168	69	99
SL/Other	SL	1	1	1	0	1
Civil Support	VS	53	99	99	51	47
<b>Adult Total</b>		<b>276</b>	<b>664</b>	<b>664</b>	<b>264</b>	<b>399</b>
<b><u>Juvenile</u></b>						
Abuse or Neglect	AN	22	53	53	16	37
Non-Family Abuse Prot Order	AP	1	1	1	0	1
Capias	CA	2	11	11	3	8
Custody Relief	CR	1	1	1	1	-
Child in Need of Services	CS	0	4	4	0	4
Custody Visitation	CV	115	246	246	138	106
Felony	DF	9	63	63	12	51
Misdemeanor	DM	32	114	114	29	84
Entrustment	ET	2	2	2	2	-
Foster Care Review	FC	14	14	14	14	-
Initial Foster Care	IF	11	11	11	11	-
Permanency	PH	11	11	11	11	-
Remand Custody	RC	5	5	5	5	-
Remand Visitation	RV	4	4	4	4	-
Status	ST	12	39	39	13	26
Traffic	T	18	22	23	14	9
Term Parental Rights	TP	11	13	13	9	4
Truancy	TR	0	14	14	4	10
Voluntary Continuing Services Agreement	VA	1	1	1	1	-
<b>Juvenile Total</b>		<b>271</b>	<b>629</b>	<b>630</b>	<b>287</b>	<b>340</b>
<b>Roanoke Totals</b>		<b>547</b>	<b>1,293</b>	<b>1,294</b>	<b>551</b>	<b>739</b>



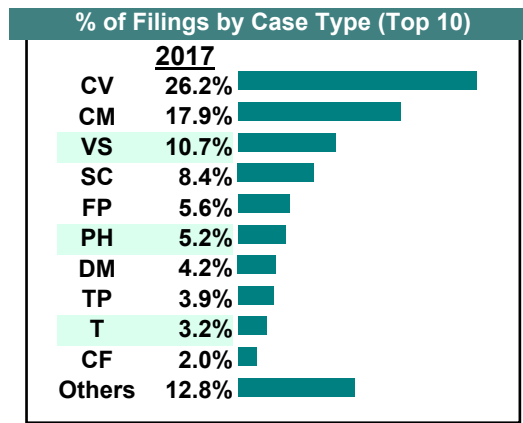
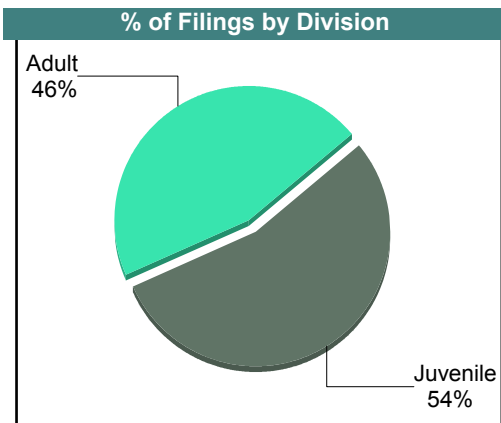

**CASELOAD STATISTICS OF THE JUVENILE & DOMESTIC RELATIONS COURTS**

**Roanoke**

District: 23

November 2017

		<u>Filings</u>	<u>Hearings</u>	<u>Transactions</u>	<u>Concluded</u>	<u>Cont</u>
<b><u>Adult</u></b>						
Capias	CA	1	6	6	3	3
Felony	CF	14	51	51	25	26
Misdemeanor	CM	124	332	332	140	191
Family Abuse - Prot Order	FP	38	60	60	42	18
Motion - Prot Order	MP	2	2	2	2	-
Protective Order	PC	1	1	1	1	-
Remand Support	RS	4	4	4	4	-
Show Cause	SC	58	281	281	119	162
SL/Other	SL	1	1	1	1	-
Civil Support	VS	74	140	140	89	50
<b>Adult Total</b>		<b>317</b>	<b>878</b>	<b>878</b>	<b>426</b>	<b>450</b>
<b><u>Juvenile</u></b>						
Abuse or Neglect	AN	9	45	45	21	24
Capias	CA	2	5	5	0	5
Custody Relief	CR	2	2	2	0	2
Custody Visitation	CV	182	340	340	169	171
Felony	DF	12	64	64	9	55
Misdemeanor	DM	29	128	128	38	90
Entrustment	ET	11	11	11	11	-
Foster Care Review	FC	13	13	13	13	-
Family Abuse - Prot Order	FP	1	1	1	1	-
Initial Foster Care	IF	2	2	2	2	-
Permanency	PH	36	41	41	35	6
Petition	PT	2	2	2	0	2
Remand Custody	RC	5	5	5	5	-
Remand Visitation	RV	7	7	7	7	-
Status	ST	14	39	39	8	31
Traffic	T	22	33	34	20	14
Term Parental Rights	TP	27	39	39	34	5
Truancy	TR	0	19	19	3	16
Voluntary Continuing Services Agreement	VA	1	1	1	1	-
<b>Juvenile Total</b>		<b>377</b>	<b>797</b>	<b>798</b>	<b>377</b>	<b>421</b>
<b>Roanoke Totals</b>		<b>694</b>	<b>1,675</b>	<b>1,676</b>	<b>803</b>	<b>871</b>



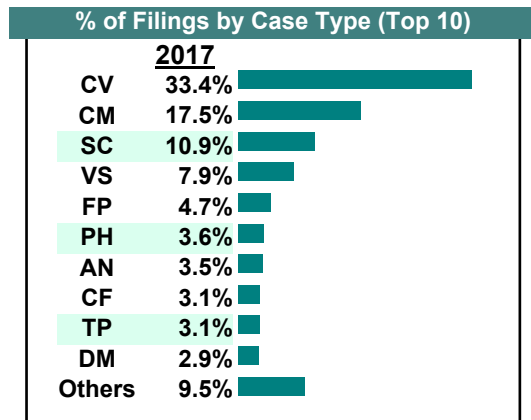
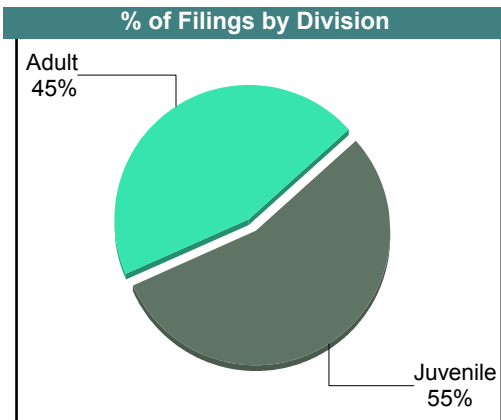

# CASELOAD STATISTICS OF THE JUVENILE & DOMESTIC RELATIONS COURTS

October 2017

Roanoke

District: 23

		<u>Filings</u>	<u>Hearings</u>	<u>Transactions</u>	<u>Concluded</u>	<u>Cont</u>
<b>Adult</b>						
Non-Family Abuse Prot Order	AP	1	1	1	1	-
Capias	CA	0	2	2	1	1
Felony	CF	23	59	59	18	41
Misdemeanor	CM	131	404	404	172	228
Family Abuse - Prot Order	FP	35	60	60	37	23
Motion - Prot Order	MP	4	4	4	4	-
Violation of PO	PV	2	2	2	2	-
Remand Support	RS	1	1	1	1	-
Show Cause	SC	82	303	303	101	201
SL/Other	SL	0	1	1	0	1
Civil Support	VS	59	126	126	62	62
<b>Adult Total</b>		<b>338</b>	<b>963</b>	<b>963</b>	<b>399</b>	<b>557</b>
<b>Juvenile</b>						
Abuse or Neglect	AN	26	91	91	34	57
Non-Family Abuse Prot Order	AP	1	1	1	1	-
Capias	CA	3	9	9	3	6
Child in Need of Services	CS	0	6	6	4	2
Custody Visitation	CV	250	442	442	216	223
Felony	DF	7	67	67	7	60
Misdemeanor	DM	22	136	136	46	90
Entrustment	ET	2	2	2	2	-
Foster Care Review	FC	9	10	10	9	1
Family Abuse - Prot Order	FP	0	1	1	1	-
Initial Foster Care	IF	14	14	14	14	-
Motion - Prot Order	MP	5	5	5	5	-
Permanency	PH	27	27	27	25	2
Remand Custody	RC	1	1	1	1	-
Remand Visitation	RV	1	1	1	1	-
Show Cause	SC	0	1	1	1	-
Status	ST	3	29	29	10	19
Traffic	T	16	23	23	10	13
Term Parental Rights	TP	23	31	31	17	14
Truancy	TR	0	24	24	9	15
Voluntary Continuing Services Agreement	VA	1	1	1	1	-
<b>Juvenile Total</b>		<b>411</b>	<b>922</b>	<b>922</b>	<b>417</b>	<b>502</b>
<b>Roanoke Totals</b>		<b>749</b>	<b>1,885</b>	<b>1,885</b>	<b>816</b>	<b>1,059</b>



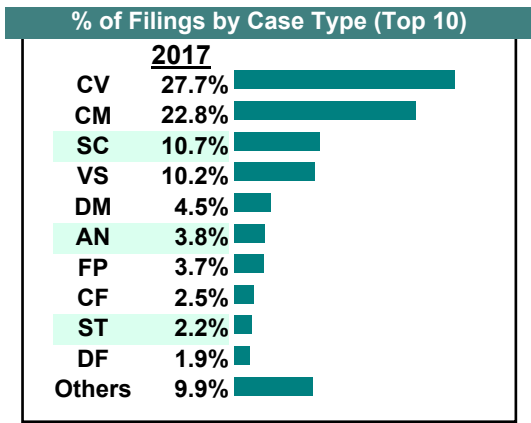
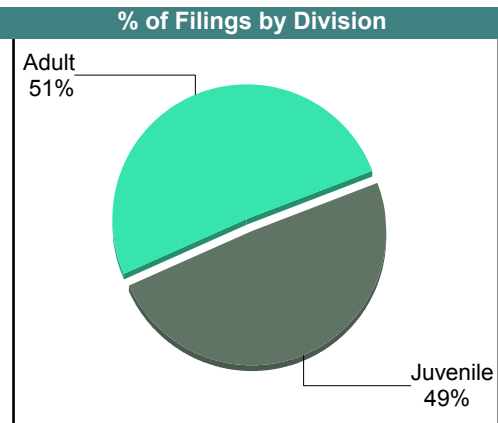

**CASELOAD STATISTICS OF THE JUVENILE & DOMESTIC RELATIONS COURTS**

September 2017

**Roanoke**

District: 23

		<u>Filings</u>	<u>Hearings</u>	<u>Transactions</u>	<u>Concluded</u>	<u>Cont</u>
<b><u>Adult</u></b>						
Capias	CA	3	5	5	3	2
Felony	CF	18	67	67	36	31
Misdemeanor	CM	166	461	461	203	257
Family Abuse - Prot Order	FP	27	46	46	30	16
Violation of PO	PV	1	1	1	1	-
Remand Support	RS	1	1	1	1	-
Show Cause	SC	78	271	271	117	153
SL/Other	SL	2	2	2	1	1
Civil Support	VS	74	150	150	88	61
<b>Adult Total</b>		<b>370</b>	<b>1,004</b>	<b>1,004</b>	<b>480</b>	<b>521</b>
<b><u>Juvenile</u></b>						
Abuse or Neglect	AN	28	72	72	31	41
Capias	CA	3	7	7	1	6
Child in Need of Services	CS	0	6	6	2	4
Custody Visitation	CV	202	337	337	199	138
Felony	DF	14	74	74	19	55
Misdemeanor	DM	33	176	176	50	126
Emancipation	EP	2	2	2	2	-
Entrustment	ET	1	1	1	1	-
Foster Care Review	FC	14	16	16	14	2
Initial Foster Care	IF	10	10	10	10	-
Motion - Prot Order	MP	0	1	1	1	-
Permanency	PH	6	6	6	6	-
Violation Fam Abuse PO	PS	1	1	1	1	-
Petition	PT	1	1	1	1	-
Remand Custody	RC	4	4	4	4	-
Child at Risk	RI	0	1	1	0	1
Remand Visitation	RV	6	6	6	6	-
Show Cause	SC	0	2	2	2	-
Status	ST	16	34	34	3	31
Traffic	T	13	25	26	14	12
Term Parental Rights	TP	0	10	10	10	-
Truancy	TR	1	37	37	7	30
Voluntary Continuing Services Agreement	VA	3	3	3	3	-
<b>Juvenile Total</b>		<b>358</b>	<b>832</b>	<b>833</b>	<b>387</b>	<b>446</b>
<b>Roanoke Totals</b>		<b>728</b>	<b>1,836</b>	<b>1,837</b>	<b>867</b>	<b>967</b>



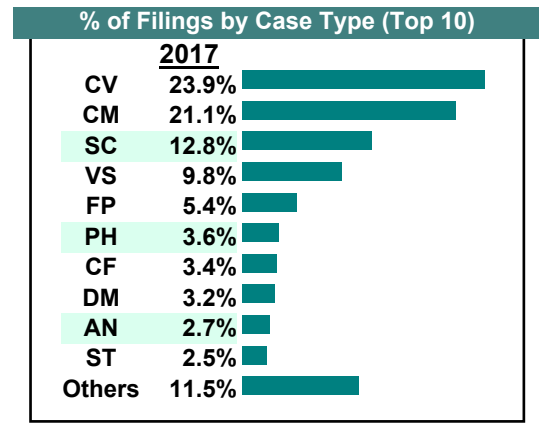
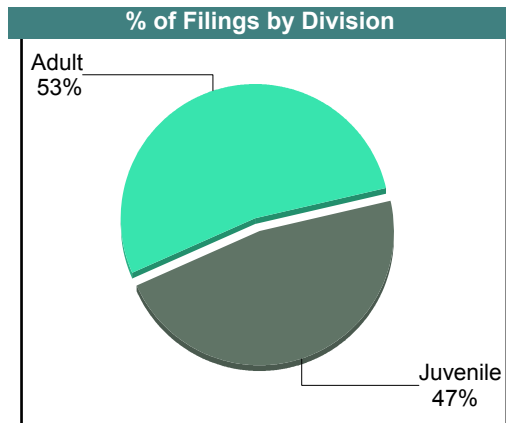

CASELOAD STATISTICS OF THE JUVENILE & DOMESTIC RELATIONS COURTS

Roanoke

District: 23

August 2017

		Filings	Hearings	Transactions	Concluded	Cont
<b>Adult</b>						
Capias	CA	1	6	6	4	2
Felony	CF	26	82	82	29	53
Misdemeanor	CM	163	442	442	162	280
Family Abuse - Prot Order	FP	41	64	64	34	30
Motion - Prot Order	MP	0	1	1	1	-
Protective Order	PC	2	2	2	2	-
Violation of PO	PV	1	1	1	1	-
Remand Support	RS	2	2	2	2	-
Show Cause	SC	99	357	357	144	213
Civil Support	VS	76	159	159	89	70
<b>Adult Total</b>		<b>411</b>	<b>1,116</b>	<b>1,116</b>	<b>468</b>	<b>648</b>
<b>Juvenile</b>						
Abuse or Neglect	AN	21	72	72	18	54
Capias	CA	3	11	11	4	7
Child in Need of Services	CS	0	1	1	1	-
Custody Visitation	CV	185	385	385	207	178
Felony	DF	10	71	71	13	58
Misdemeanor	DM	25	135	135	31	104
Emancipation	EP	2	2	2	2	-
Foster Care Review	FC	17	18	18	18	-
Family Abuse - Prot Order	FP	1	1	1	0	1
Initial Foster Care	IF	13	14	14	14	-
Motion - Prot Order	MP	0	2	2	2	-
Permanency	PH	28	28	28	26	2
Remand Custody	RC	12	12	12	12	-
Child at Risk	RI	1	2	2	0	2
Remand Visitation	RV	6	6	6	6	-
Show Cause	SC	0	2	2	1	1
Status	ST	19	47	47	27	20
Traffic	T	7	18	18	12	6
Term Parental Rights	TP	11	13	13	10	3
Truancy	TR	1	24	24	5	19
<b>Juvenile Total</b>		<b>362</b>	<b>864</b>	<b>864</b>	<b>409</b>	<b>455</b>
<b>Roanoke Totals</b>		<b>773</b>	<b>1,980</b>	<b>1,980</b>	<b>877</b>	<b>1,103</b>



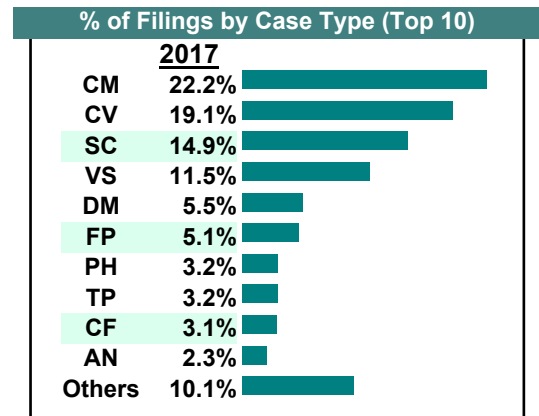
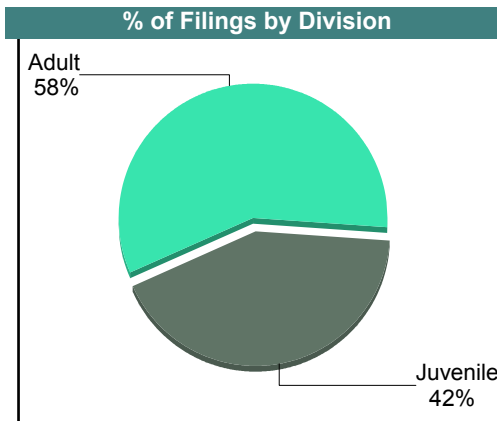

# CASELOAD STATISTICS OF THE JUVENILE & DOMESTIC RELATIONS COURTS

July 2017

Roanoke

District: 23

		<u>Filings</u>	<u>Hearings</u>	<u>Transactions</u>	<u>Concluded</u>	<u>Cont</u>
<b>Adult</b>						
Capias	CA	1	6	6	3	3
Felony	CF	26	76	76	28	48
Misdemeanor	CM	187	449	449	144	304
Family Abuse - Prot Order	FP	42	68	68	43	25
Motion - Prot Order	MP	1	3	3	2	1
Other	OT	1	1	1	1	-
Violation of PO	PV	4	4	4	4	-
Remand Support	RS	2	2	2	2	-
Show Cause	SC	125	455	455	168	286
SL/Other	SL	1	1	1	1	-
Civil Support	VS	97	171	171	99	72
<b>Adult Total</b>		<b>487</b>	<b>1,236</b>	<b>1,236</b>	<b>495</b>	<b>739</b>
<b>Juvenile</b>						
Abuse or Neglect	AN	19	57	57	21	35
Capias	CA	0	3	3	1	2
Child in Need of Services	CS	1	6	6	3	3
Custody Visitation	CV	161	328	328	150	178
Felony	DF	11	83	83	12	71
Misdemeanor	DM	46	191	191	45	146
Emancipation	EP	1	1	1	1	-
Foster Care Review	FC	14	14	14	14	-
Family Abuse - Prot Order	FP	1	1	1	1	-
Initial Foster Care	IF	8	8	8	7	1
Motion - Prot Order	MP	1	1	1	1	-
Permanency	PH	27	27	27	23	4
Remand Custody	RC	6	6	6	6	-
Remand Visitation	RV	5	5	5	5	-
Show Cause	SC	1	3	3	1	2
Status	ST	6	13	13	2	11
Traffic	T	17	28	28	18	10
Term Parental Rights	TP	27	33	33	26	7
Truancy	TR	5	29	29	5	24
<b>Juvenile Total</b>		<b>357</b>	<b>837</b>	<b>837</b>	<b>342</b>	<b>494</b>
<b>Roanoke Totals</b>		<b>844</b>	<b>2,073</b>	<b>2,073</b>	<b>837</b>	<b>1,233</b>




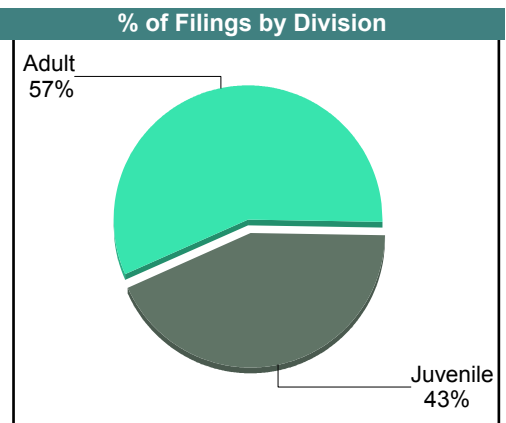
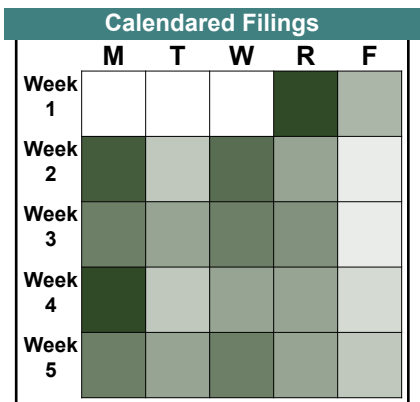
**CASELOAD STATISTICS OF THE JUVENILE & DOMESTIC RELATIONS COURTS**

**Roanoke**

District: 23

June 2017

		<u>Filings</u>	<u>Hearings</u>	<u>Transactions</u>	<u>Concluded</u>	<u>Cont</u>
<b>Adult</b>						
Bond Forfeiture	BF	0	2	2	1	-
Capias	CA	2	9	9	5	4
Felony	CF	28	86	86	29	57
Misdemeanor	CM	154	424	424	162	256
Family Abuse - Prot Order	FP	30	42	42	28	14
Motion - Prot Order	MP	2	3	3	1	2
Violation of PO	PV	2	2	2	2	-
Remand Support	RS	1	1	1	1	-
Show Cause	SC	259	487	487	145	340
Civil Support	VS	99	163	163	93	70
<b>Adult Total</b>		<b>577</b>	<b>1,219</b>	<b>1,219</b>	<b>467</b>	<b>743</b>
<b>Juvenile</b>						
Abuse or Neglect	AN	24	73	73	25	48
Non-Family Abuse Prot Order	AP	0	1	1	1	-
Capias	CA	3	9	9	3	6
Child in Need of Services	CS	0	7	7	1	6
Custody Visitation	CV	225	405	405	229	176
Felony	DF	12	80	80	6	74
Misdemeanor	DM	47	184	184	37	146
Emancipation	EP	4	4	4	4	-
Entrustment	ET	2	2	2	2	-
Foster Care Review	FC	20	20	20	20	-
Initial Foster Care	IF	11	11	11	11	-
Motion - Prot Order	MP	1	5	5	4	1
Permanency	PH	22	22	22	22	-
Remand Custody	RC	9	9	9	9	-
Remand Visitation	RV	11	11	11	11	-
Show Cause	SC	1	2	2	0	2
Status	ST	10	37	37	15	22
Traffic	T	15	25	26	12	14
Term Parental Rights	TP	15	18	18	5	13
Truancy	TR	5	48	48	9	39
Voluntary Continuing Services Agreement	VA	1	1	1	1	-
<b>Juvenile Total</b>		<b>438</b>	<b>974</b>	<b>975</b>	<b>427</b>	<b>547</b>
<b>Roanoke Totals</b>		<b>1,015</b>	<b>2,193</b>	<b>2,194</b>	<b>894</b>	<b>1,290</b>



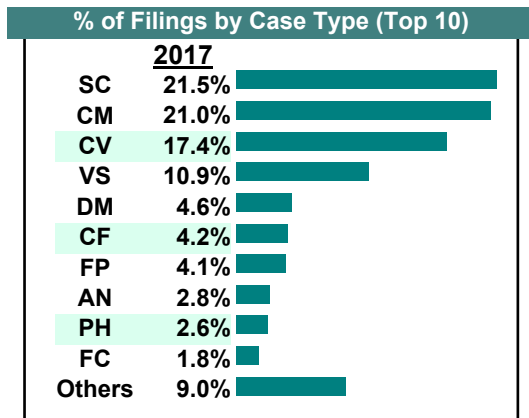
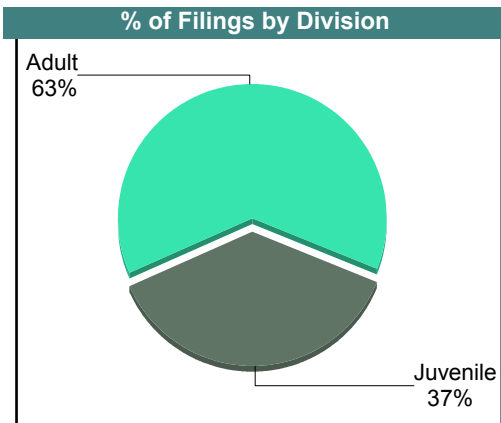

**CASELOAD STATISTICS OF THE JUVENILE & DOMESTIC RELATIONS COURTS**

May 2017

**Roanoke**

District: 23

		<u>Filings</u>	<u>Hearings</u>	<u>Transactions</u>	<u>Concluded</u>	<u>Cont</u>
<b><u>Adult</u></b>						
Bond Forfeiture	BF	2	2	2	0	2
Capias	CA	1	6	6	2	4
Felony	CF	35	83	83	21	62
Misdemeanor	CM	175	429	429	143	285
Family Abuse - Prot Order	FP	33	59	59	36	23
Motion - Prot Order	MP	3	3	3	2	1
Violation of PO	PV	3	3	3	3	-
Remand Support	RS	2	2	2	2	-
Show Cause	SC	177	389	389	149	238
Civil Support	VS	91	129	129	72	57
<b>Adult Total</b>		<b>522</b>	<b>1,105</b>	<b>1,105</b>	<b>430</b>	<b>672</b>
<b><u>Juvenile</u></b>						
Abuse or Neglect	AN	23	67	67	20	47
Capias	CA	2	8	8	1	7
Custody Relief	CR	0	1	1	1	-
Child in Need of Services	CS	4	10	10	1	9
Custody Visitation	CV	145	375	375	205	166
Felony	DF	10	83	83	14	69
Misdemeanor	DM	38	172	172	36	136
Emancipation	EP	2	2	2	2	-
Entrustment	ET	8	8	8	8	-
Foster Care Review	FC	15	17	17	15	2
Family Abuse - Prot Order	FP	1	1	1	1	-
Initial Foster Care	IF	5	6	6	5	1
Protective Order	PC	0	1	1	1	-
Permanency	PH	22	24	24	23	1
Petition	PT	1	1	1	1	-
Remand Custody	RC	4	4	4	4	-
Remand Visitation	RV	5	5	5	5	-
Show Cause	SC	2	4	4	3	1
Status	ST	3	20	20	5	15
Traffic	T	8	25	26	18	8
Term Parental Rights	TP	5	13	13	7	6
Truancy	TR	7	56	56	13	42
<b>Juvenile Total</b>		<b>310</b>	<b>903</b>	<b>904</b>	<b>389</b>	<b>510</b>
<b>Roanoke Totals</b>		<b>832</b>	<b>2,008</b>	<b>2,009</b>	<b>819</b>	<b>1,182</b>






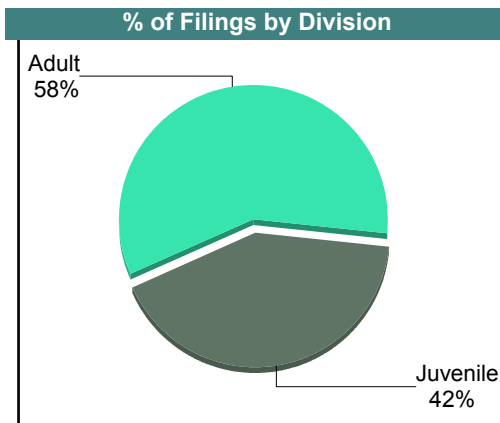
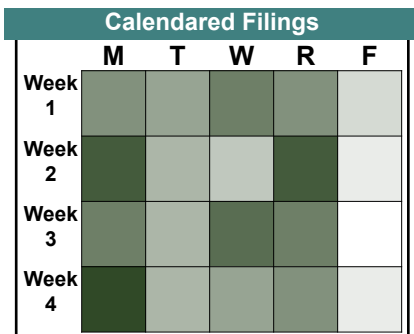
# CASELOAD STATISTICS OF THE JUVENILE & DOMESTIC RELATIONS COURTS

**Roanoke**

District: 23

April 2017

		Filings	Hearings	Transactions	Concluded	Cont
<b>Adult</b>						
Bond Forfeiture	BF	1	1	1	1	-
Capias	CA	1	6	6	2	4
Felony	CF	16	53	53	14	39
Misdemeanor	CM	128	325	325	105	220
Family Abuse - Prot Order	FP	24	44	44	26	18
Motion - Prot Order	MP	3	3	3	3	-
Violation of PO	PV	1	1	1	1	-
Remand Support	RS	1	1	1	1	-
Show Cause	SC	182	329	329	110	219
SL/Other	SL	1	1	1	1	-
Civil Support	VS	103	170	170	94	73
<b>Adult Total</b>		<b>461</b>	<b>934</b>	<b>934</b>	<b>358</b>	<b>573</b>
<b>Juvenile</b>						
Abuse or Neglect	AN	14	47	47	18	29
Non-Family Abuse Prot Order	AP	2	3	3	2	1
Capias	CA	3	6	6	1	5
Child in Need of Services	CS	0	6	6	0	6
Custody Visitation	CV	189	374	374	194	178
Felony	DF	9	71	71	8	63
Misdemeanor	DM	28	149	150	37	113
Emancipation	EP	1	1	1	1	-
Entrustment	ET	2	2	2	2	-
Foster Care Review	FC	15	16	16	16	-
Family Abuse - Prot Order	FP	2	2	2	2	-
Initial Foster Care	IF	4	4	4	3	1
Motion - Prot Order	MP	6	6	6	0	6
Protective Order	PC	1	1	1	0	1
Permanency	PH	14	14	14	13	1
Petition	PT	0	1	1	1	-
Remand Custody	RC	1	1	1	1	-
Remand Visitation	RV	1	1	1	1	-
Show Cause	SC	1	3	3	0	3
Status	ST	11	26	26	4	22
Traffic	T	11	27	28	16	12
Term Parental Rights	TP	9	10	10	9	1
Truancy	TR	4	45	45	8	37
Voluntary Continuing Services Agreement	VA	1	1	1	1	-
<b>Juvenile Total</b>		<b>329</b>	<b>817</b>	<b>819</b>	<b>338</b>	<b>479</b>
<b>Roanoke Totals</b>		<b>790</b>	<b>1,751</b>	<b>1,753</b>	<b>696</b>	<b>1,052</b>



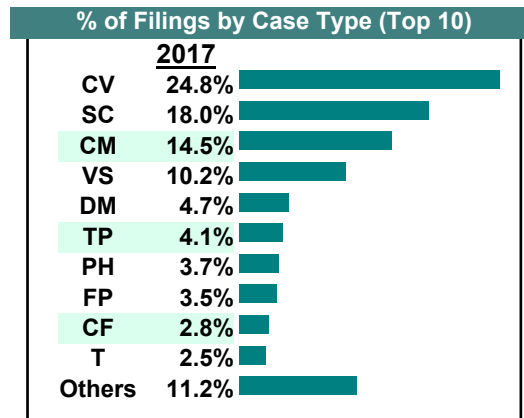
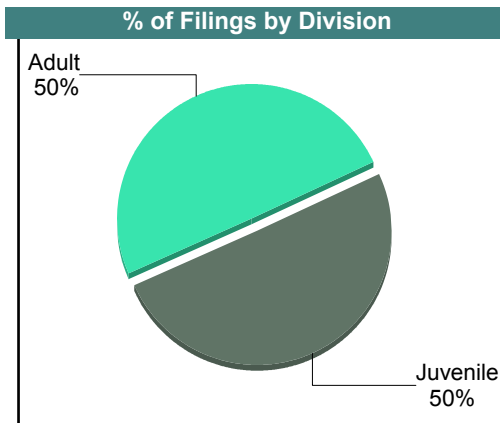
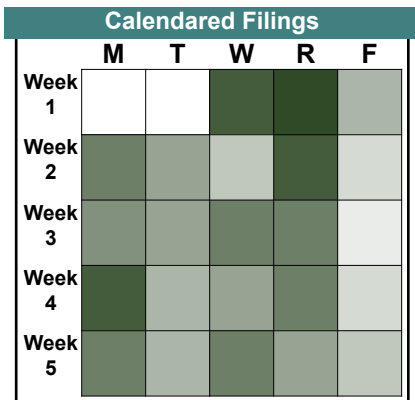
**CASELOAD STATISTICS OF THE JUVENILE & DOMESTIC RELATIONS COURTS**

**Roanoke**

District: 23

March 2017

		<u>Filings</u>	<u>Hearings</u>	<u>Transactions</u>	<u>Concluded</u>	<u>Cont</u>
<b><u>Adult</u></b>						
Capias	CA	1	11	11	3	8
Felony	CF	27	74	74	22	52
Misdemeanor	CM	140	386	386	141	244
Family Abuse - Prot Order	FP	34	56	56	30	26
Motion - Prot Order	MP	3	3	3	3	-
Violation Fam Abuse PO	PS	1	1	1	1	-
Remand Support	RS	4	4	4	4	-
Show Cause	SC	173	299	299	118	181
Civil Support	VS	98	168	168	97	71
<b>Adult Total</b>		<b>481</b>	<b>1,002</b>	<b>1,002</b>	<b>419</b>	<b>582</b>
<b><u>Juvenile</u></b>						
Abuse or Neglect	AN	12	50	50	21	29
Non-Family Abuse Prot Order	AP	1	1	1	0	1
Capias	CA	2	7	7	1	6
Custody Relief	CR	1	1	1	0	1
Child in Need of Services	CS	0	11	11	1	10
Custody Visitation	CV	239	434	434	211	223
Felony	DF	11	70	70	6	64
Misdemeanor	DM	45	190	190	36	154
Emancipation	EP	1	1	1	1	-
Entrustment	ET	5	5	5	5	-
Foster Care Review	FC	18	18	18	18	-
Initial Foster Care	IF	9	9	9	9	-
Permanency	PH	36	36	36	36	-
Remand Custody	RC	5	5	5	5	-
Remand Visitation	RV	6	6	6	6	-
Show Cause	SC	1	6	6	2	4
Status	ST	17	36	36	8	28
Traffic	T	24	47	49	20	29
Term Parental Rights	TP	40	44	44	37	7
Truancy	TR	9	59	59	12	47
Voluntary Continuing Services Agreement	VA	2	2	2	2	-
<b>Juvenile Total</b>		<b>484</b>	<b>1,038</b>	<b>1,040</b>	<b>437</b>	<b>603</b>
<b>Roanoke Totals</b>		<b>965</b>	<b>2,040</b>	<b>2,042</b>	<b>856</b>	<b>1,185</b>



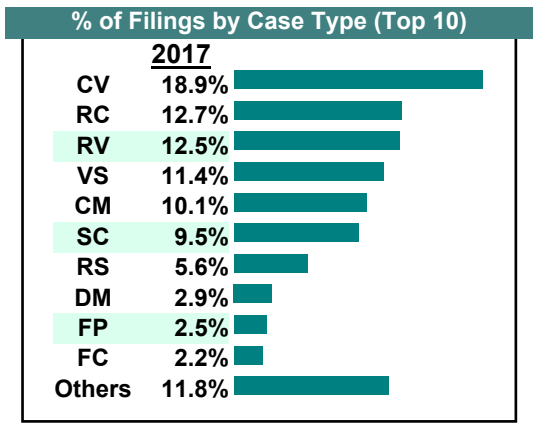
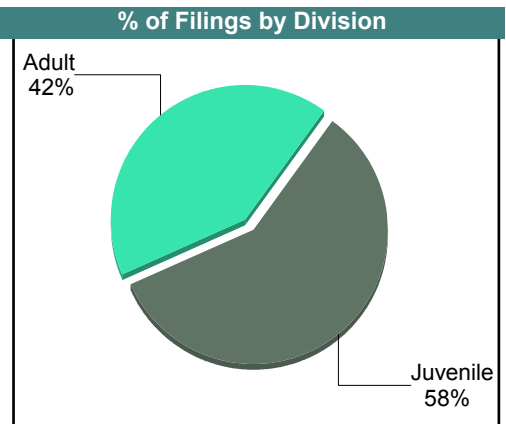

**CASELOAD STATISTICS OF THE JUVENILE & DOMESTIC RELATIONS COURTS**

February 2017

**Roanoke**

District: 23

		<u>Filings</u>	<u>Hearings</u>	<u>Transactions</u>	<u>Concluded</u>	<u>Cont</u>
<b><u>Adult</u></b>						
Bond Forfeiture	BF	1	1	1	1	-
Capias	CA	2	13	13	3	10
Felony	CF	17	43	43	14	29
Misdemeanor	CM	101	340	340	149	191
Crim Support	CS	1	1	1	1	-
Family Abuse - Prot Order	FP	25	55	55	31	24
Motion - Prot Order	MP	3	3	3	3	-
Violation of PO	PV	1	1	1	1	-
Remand Support	RS	56	57	57	57	-
Show Cause	SC	93	245	245	108	136
SL/Other	SL	4	5	5	5	-
Civil Support	VS	114	176	176	108	68
<b>Adult Total</b>		<b>418</b>	<b>940</b>	<b>940</b>	<b>481</b>	<b>458</b>
<b><u>Juvenile</u></b>						
Abuse or Neglect	AN	19	63	63	18	45
Non-Family Abuse Prot Order	AP	0	1	1	1	-
Capias	CA	1	5	5	1	4
Child in Need of Services	CS	5	12	12	2	10
Custody Visitation	CV	190	398	398	220	177
Felony	DF	6	35	35	1	34
Misdemeanor	DM	29	125	125	31	94
Emancipation	EP	2	2	2	2	-
Foster Care Review	FC	22	22	22	21	1
Initial Foster Care	IF	7	7	7	7	-
Motion - Prot Order	MP	4	5	5	5	-
Permanency	PH	12	15	15	15	-
Petition	PT	0	2	2	1	1
Remand Custody	RC	128	128	128	128	-
Remand Visitation	RV	126	126	126	126	-
Show Cause	SC	2	4	4	1	3
Status	ST	5	8	8	3	5
Traffic	T	11	21	21	11	10
Term Parental Rights	TP	1	8	8	8	-
Truancy	TR	13	76	76	21	55
Voluntary Continuing Services Agreement	VA	3	3	3	3	-
<b>Juvenile Total</b>		<b>586</b>	<b>1,066</b>	<b>1,066</b>	<b>626</b>	<b>439</b>
<b>Roanoke Totals</b>		<b>1,004</b>	<b>2,006</b>	<b>2,006</b>	<b>1,107</b>	<b>897</b>



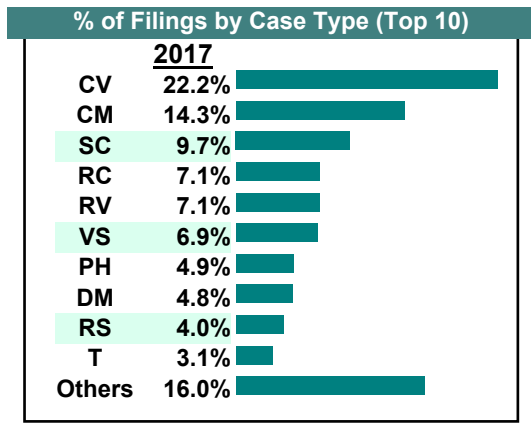
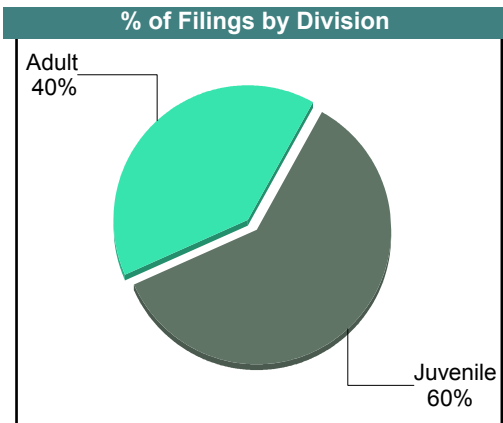

**CASELOAD STATISTICS OF THE JUVENILE & DOMESTIC RELATIONS COURTS**

January 2017

**Roanoke**

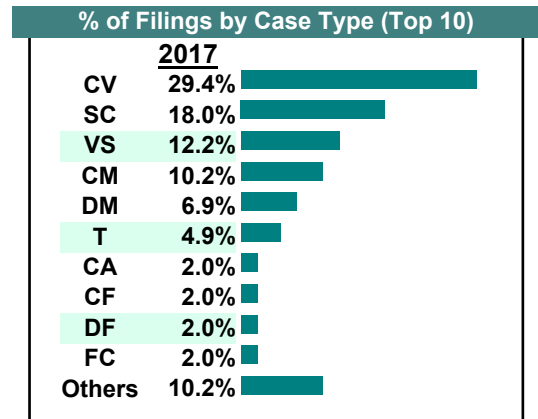
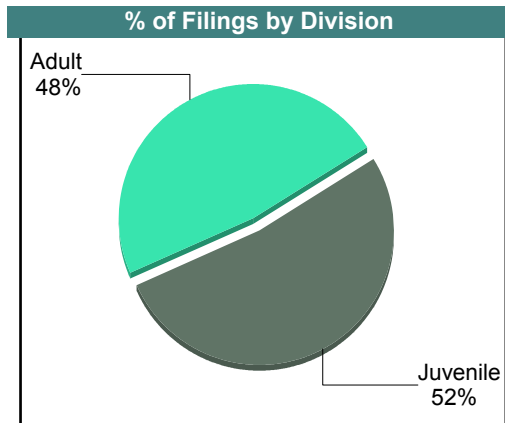

District: 23

		<u>Filings</u>	<u>Hearings</u>	<u>Transactions</u>	<u>Concluded</u>	<u>Cont</u>
<b><u>Adult</u></b>						
Bond Forfeiture	BF	1	1	1	1	-
Capias	CA	0	4	4	3	1
Felony	CF	21	67	67	29	38
Misdemeanor	CM	129	415	415	143	272
Family Abuse - Prot Order	FP	18	51	51	21	30
Motion - Prot Order	MP	2	2	2	2	-
Protective Order	PC	1	1	1	1	-
Violation of PO	PV	2	2	2	2	-
Remand Support	RS	36	36	36	35	1
Show Cause	SC	84	228	228	102	125
SL/Other	SL	2	2	2	1	1
Civil Support	VS	62	140	140	72	67
<b>Adult Total</b>		<b>358</b>	<b>949</b>	<b>949</b>	<b>412</b>	<b>535</b>
<b><u>Juvenile</u></b>						
Abuse or Neglect	AN	23	86	86	38	48
Capias	CA	1	4	4	1	3
Custody Relief	CR	1	2	2	2	-
Child in Need of Services	CS	1	6	6	1	5
Custody Visitation	CV	200	455	455	225	230
Felony	DF	7	56	56	9	47
Misdemeanor	DM	43	163	163	54	109
Foster Care Review	FC	19	19	19	19	-
Initial Foster Care	IF	12	13	13	13	-
Permanency	PH	44	45	45	44	1
Remand Custody	RC	64	64	64	64	-
Remand Visitation	RV	64	64	64	64	-
Show Cause	SC	3	8	8	3	5
Status	ST	7	31	31	17	14
Traffic	T	28	45	49	27	22
Term Parental Rights	TP	17	21	21	12	9
Truancy	TR	7	58	58	9	49
Voluntary Continuing Services Agreement	VA	2	2	2	2	-
<b>Juvenile Total</b>		<b>543</b>	<b>1,142</b>	<b>1,146</b>	<b>604</b>	<b>542</b>
<b>Roanoke Totals</b>		<b>901</b>	<b>2,091</b>	<b>2,095</b>	<b>1,016</b>	<b>1,077</b>

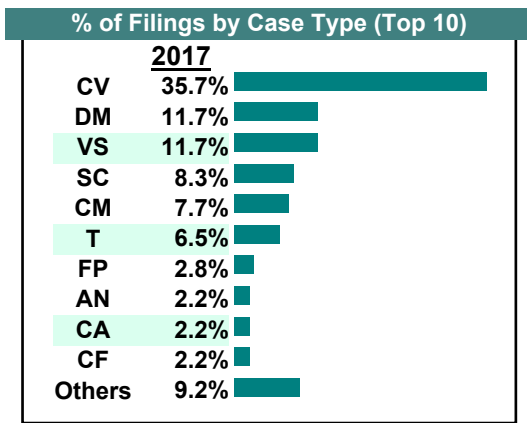
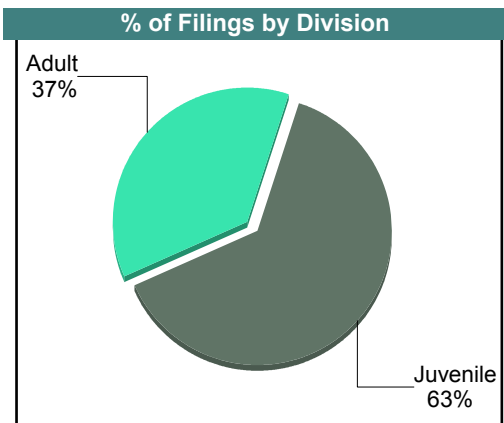



December 2017

		<u>Filings</u>	<u>Hearings</u>	<u>Transactions</u>	<u>Concluded</u>	<u>Cont</u>
<b>Adult</b>						
Non-Family Abuse Prot Order	AP	1	3	3	2	1
Capias	CA	5	16	16	11	5
Felony	CF	5	21	21	9	12
Misdemeanor	CM	25	74	74	25	48
Family Abuse - Prot Order	FP	4	11	11	6	5
Motion - Prot Order	MP	2	2	2	2	-
Remand Support	RS	2	2	2	2	-
Show Cause	SC	43	107	107	37	69
Civil Support	VS	30	56	56	33	22
<b>Adult Total</b>		<b>117</b>	<b>292</b>	<b>292</b>	<b>127</b>	<b>162</b>
<b>Juvenile</b>						
Abuse or Neglect	AN	4	13	13	2	11
Non-Family Abuse Prot Order	AP	2	4	4	0	4
Custody Visitation	CV	72	175	175	94	81
Felony	DF	5	23	23	4	19
Misdemeanor	DM	17	83	85	15	70
Foster Care Review	FC	5	5	5	5	-
Initial Foster Care	IF	1	1	1	1	-
Motion - Prot Order	MP	1	2	2	2	-
Permanency	PH	0	1	1	1	-
Petition	PT	1	2	2	2	-
Remand Custody	RC	3	3	3	3	-
Show Cause	SC	1	3	3	0	3
Status	ST	2	6	6	0	6
Traffic	T	12	16	17	5	12
Truancy	TR	0	2	2	0	2
Voluntary Continuing Services Agreement	VA	2	2	2	2	-
<b>Juvenile Total</b>		<b>128</b>	<b>341</b>	<b>344</b>	<b>136</b>	<b>208</b>
<b>Roanoke County Totals</b>		<b>245</b>	<b>633</b>	<b>636</b>	<b>263</b>	<b>370</b>



		<u>Filings</u>	<u>Hearings</u>	<u>Transactions</u>	<u>Concluded</u>	<u>Cont</u>
<b>Adult</b>						
Non-Family Abuse Prot Order	AP	2	2	2	0	2
Capias	CA	7	17	17	3	14
Felony	CF	7	49	49	17	32
Misdemeanor	CM	25	101	101	47	54
Family Abuse - Prot Order	FP	9	18	18	12	6
Violation of PO	PV	1	1	1	1	-
Remand Support	RS	3	3	3	3	-
Show Cause	SC	26	78	78	29	49
SL/Other	SL	1	1	1	1	-
Civil Support	VS	38	78	78	41	37
<b>Adult Total</b>		<b>119</b>	<b>348</b>	<b>348</b>	<b>154</b>	<b>194</b>
<b>Juvenile</b>						
Abuse or Neglect	AN	7	28	28	14	14
Custody Relief	CR	0	2	2	2	-
Custody Visitation	CV	116	256	256	121	135
Felony	DF	7	42	42	15	27
Misdemeanor	DM	38	125	129	35	94
Entrustment	ET	2	2	2	2	-
Foster Care Review	FC	1	1	1	1	-
Initial Foster Care	IF	2	2	2	2	-
Motion - Prot Order	MP	1	2	2	0	2
Permanency	PH	5	5	5	4	1
Remand Custody	RC	4	4	4	4	-
Show Cause	SC	1	3	3	0	3
Status	ST	1	8	8	2	6
Traffic	T	21	52	53	30	23
Truancy	TR	0	2	2	1	1
<b>Juvenile Total</b>		<b>206</b>	<b>534</b>	<b>539</b>	<b>233</b>	<b>306</b>
<b>Roanoke County Totals</b>		<b>325</b>	<b>882</b>	<b>887</b>	<b>387</b>	<b>500</b>



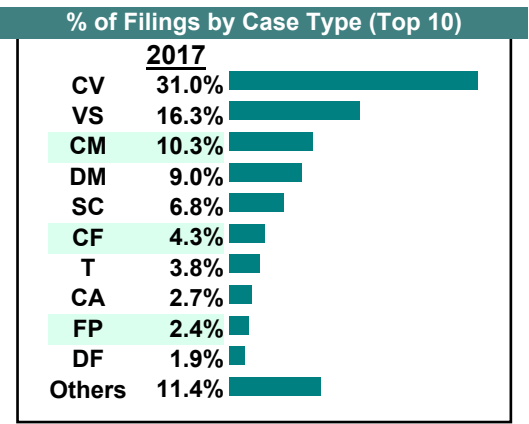
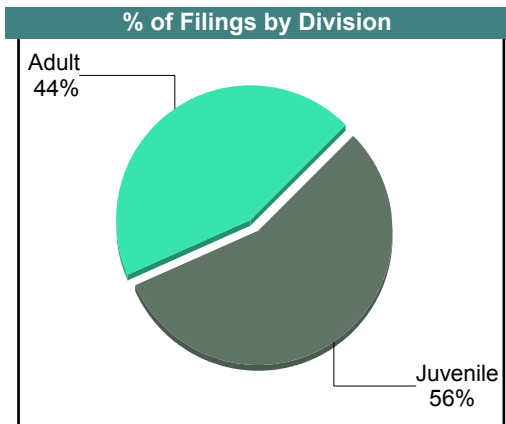

CASELOAD STATISTICS OF THE JUVENILE & DOMESTIC RELATIONS COURTS

Roanoke County

District: 23

October 2017

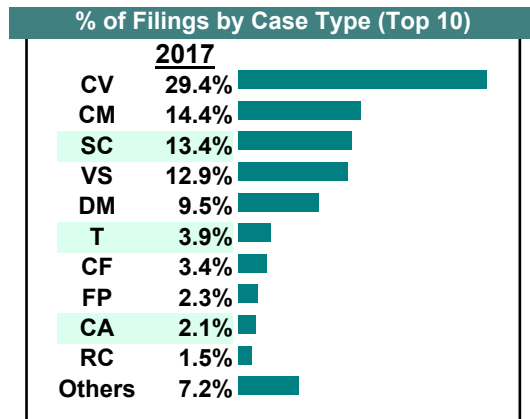
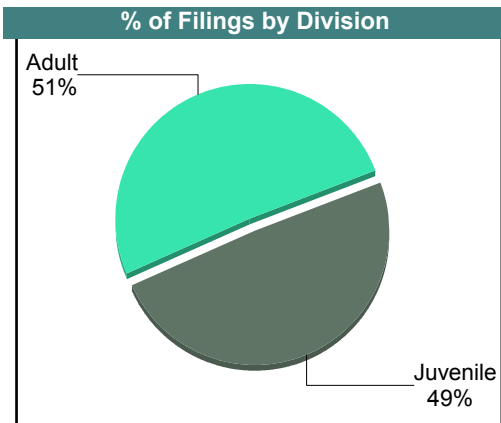

		Filings	Hearings	Transactions	Concluded	Cont
<b>Adult</b>						
Capias	CA	10	25	25	14	11
Felony	CF	16	52	52	17	35
Misdemeanor	CM	38	134	134	41	93
Family Abuse - Prot Order	FP	9	23	23	12	11
Motion - Prot Order	MP	2	3	3	3	-
Other	OT	1	1	1	1	-
Violation of PO	PV	1	1	1	1	-
Show Cause	SC	24	124	124	49	73
SL/Other	SL	2	2	2	2	-
Civil Support	VS	60	112	112	72	40
<b>Adult Total</b>		<b>163</b>	<b>477</b>	<b>477</b>	<b>212</b>	<b>263</b>
<b>Juvenile</b>						
Abuse or Neglect	AN	3	15	15	6	9
Non-Family Abuse Prot Order	AP	0	1	1	1	-
Custody Relief	CR	3	3	3	1	2
Custody Visitation	CV	114	259	259	129	130
Felony	DF	7	21	21	5	16
Misdemeanor	DM	33	87	87	22	64
Foster Care Review	FC	5	5	5	5	-
Initial Foster Care	IF	2	2	2	2	-
Motion - Prot Order	MP	2	4	4	3	1
Permanency	PH	6	6	6	6	-
Petition	PT	2	3	3	3	-
Remand Custody	RC	2	2	2	2	-
Show Cause	SC	1	1	1	0	1
Status	ST	7	8	9	3	6
Traffic	T	14	34	34	14	20
Term Parental Rights	TP	2	3	3	3	-
Truancy	TR	0	2	2	0	2
Voluntary Continuing Services Agreement	VA	2	4	4	3	1
<b>Juvenile Total</b>		<b>205</b>	<b>460</b>	<b>461</b>	<b>208</b>	<b>252</b>
<b>Roanoke County Totals</b>		<b>368</b>	<b>937</b>	<b>938</b>	<b>420</b>	<b>515</b>



		Filings	Hearings	Transactions	Concluded	Cont
<b>Adult</b>						
Capias	CA	8	29	29	12	17
Felony	CF	13	40	40	10	30
Misdemeanor	CM	56	134	134	41	92
Family Abuse - Prot Order	FP	9	21	21	10	11
Motion - Prot Order	MP	3	5	5	3	2
Violation of PO	PV	2	2	2	2	-
Remand Support	RS	3	3	3	3	-
Show Cause	SC	52	148	148	40	108
SL/Other	SL	1	1	1	1	-
Civil Support	VS	50	93	93	44	49
<b>Adult Total</b>		<b>197</b>	<b>476</b>	<b>476</b>	<b>166</b>	<b>309</b>

<b>Juvenile</b>						
Abuse or Neglect	AN	4	14	14	2	12
Non-Family Abuse Prot Order	AP	1	1	1	0	1
Custody Visitation	CV	114	235	235	89	146
Felony	DF	2	29	29	2	27
Misdemeanor	DM	37	110	110	23	87
Foster Care Review	FC	3	3	3	3	-
Initial Foster Care	IF	2	2	2	2	-
Motion - Prot Order	MP	1	3	3	2	1
Permanency	PH	3	3	3	3	-
Petition	PT	2	2	2	1	1
Remand Custody	RC	6	6	6	6	-
Traffic	T	15	46	47	29	18
Truancy	TR	0	3	3	0	3
Voluntary Continuing Services Agreement	VA	1	1	1	1	-
<b>Juvenile Total</b>		<b>191</b>	<b>458</b>	<b>459</b>	<b>163</b>	<b>296</b>

<b>Roanoke County Totals</b>		<b>388</b>	<b>934</b>	<b>935</b>	<b>329</b>	<b>605</b>
------------------------------	--	------------	------------	------------	------------	------------



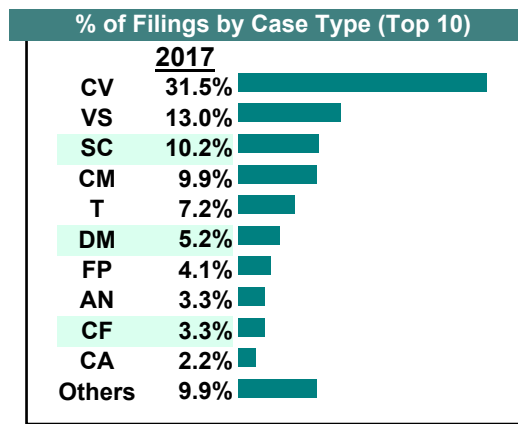
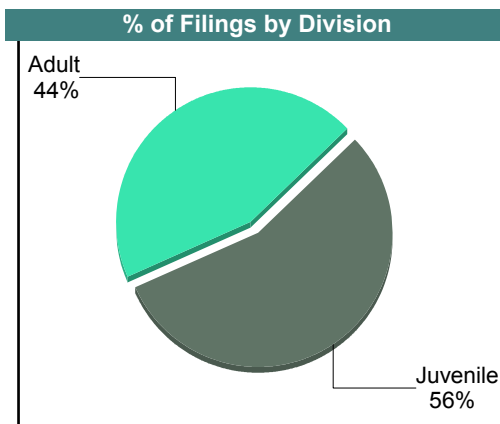



August 2017

		Filings	Hearings	Transactions	Concluded	Cont
<b>Adult</b>						
Non-Family Abuse Prot Order	AP	1	2	2	2	-
Bond Forfeiture	BF	1	1	1	0	1
Capias	CA	8	21	21	9	12
Felony	CF	12	55	55	21	34
Misdemeanor	CM	36	123	123	49	74
Family Abuse - Prot Order	FP	15	22	22	10	12
Motion - Prot Order	MP	1	1	1	0	1
Violation of PO	PV	1	1	1	1	-
Remand Support	RS	1	1	1	1	-
Show Cause	SC	37	119	119	42	77
SL/Other	SL	1	1	1	1	-
Civil Support	VS	47	102	102	57	45
<b>Adult Total</b>		<b>161</b>	<b>449</b>	<b>449</b>	<b>193</b>	<b>256</b>

<b>Juvenile</b>						
Abuse or Neglect	AN	12	33	33	6	27
Capias	CA	0	1	1	1	-
Child in Need of Services	CS	0	1	1	1	-
Custody Visitation	CV	114	302	302	113	189
Felony	DF	5	31	31	10	21
Misdemeanor	DM	19	103	103	45	57
Entrustment	ET	2	2	2	2	-
Foster Care Review	FC	3	3	3	3	-
Permanency	PH	8	9	9	9	-
Petition	PT	0	1	1	1	-
Remand Custody	RC	4	4	4	4	-
Status	ST	3	10	10	2	8
Traffic	T	26	48	51	25	26
Term Parental Rights	TP	2	4	4	3	1
Truancy	TR	1	5	5	2	3
Voluntary Continuing Services Agreement	VA	2	2	2	2	-
<b>Juvenile Total</b>		<b>201</b>	<b>559</b>	<b>562</b>	<b>229</b>	<b>332</b>

<b>Roanoke County Totals</b>		<b>362</b>	<b>1,008</b>	<b>1,011</b>	<b>422</b>	<b>588</b>
------------------------------	--	------------	--------------	--------------	------------	------------



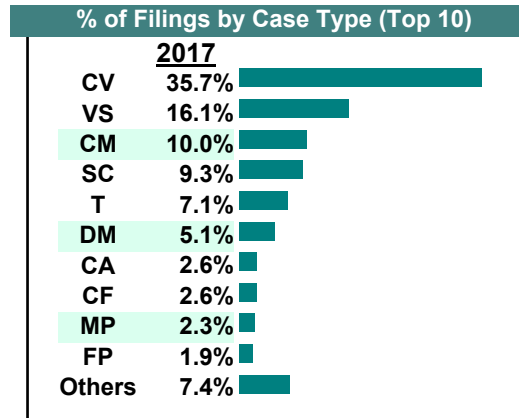
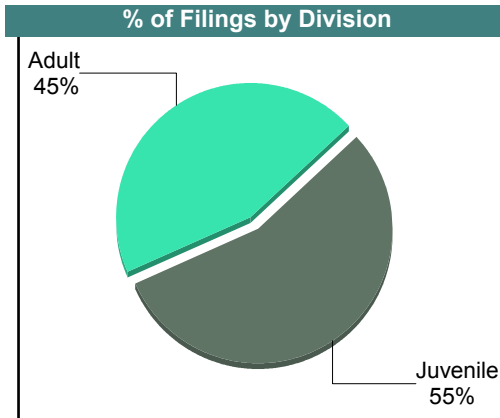
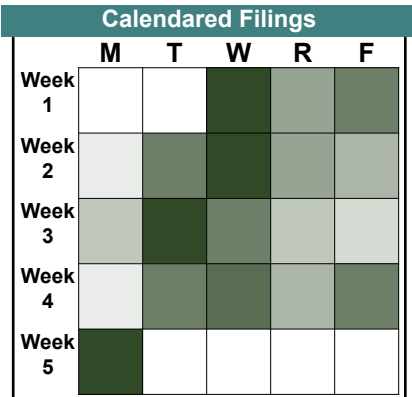
**CASELOAD STATISTICS OF THE JUVENILE & DOMESTIC RELATIONS COURTS**

**Roanoke County**

District: 23

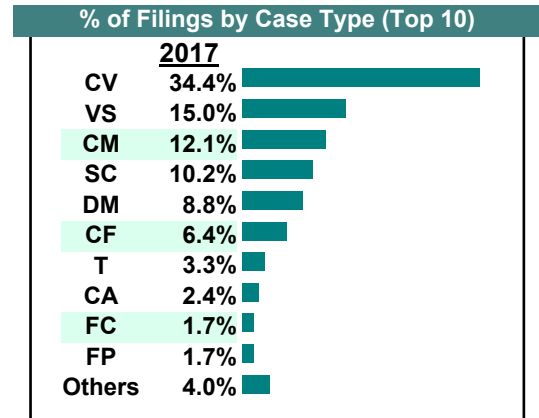
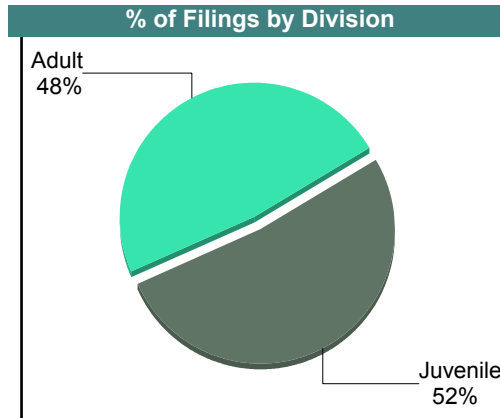
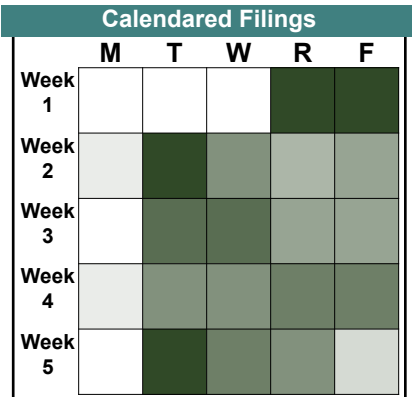
July 2017

		<u>Filings</u>	<u>Hearings</u>	<u>Transactions</u>	<u>Concluded</u>	<u>Cont</u>
<b><u>Adult</u></b>						
Capias	CA	8	35	35	9	26
Felony	CF	8	41	41	11	30
Misdemeanor	CM	31	112	112	42	70
Family Abuse - Prot Order	FP	6	10	10	6	4
Motion - Prot Order	MP	5	5	5	4	1
Violation of PO	PV	1	1	1	1	-
Remand Support	RS	1	1	1	1	-
Show Cause	SC	29	137	137	37	99
Civil Support	VS	50	93	93	47	46
<b>Adult Total</b>		<b>139</b>	<b>435</b>	<b>435</b>	<b>158</b>	<b>276</b>
<b><u>Juvenile</u></b>						
Abuse or Neglect	AN	5	12	12	2	10
Custody Relief	CR	1	1	1	1	-
Custody Visitation	CV	111	209	209	96	113
Felony	DF	3	21	21	7	14
Misdemeanor	DM	16	85	85	21	64
Entrustment	ET	2	2	2	2	-
Foster Care Review	FC	4	4	4	4	-
Motion - Prot Order	MP	2	6	6	1	5
Permanency	PH	2	2	2	2	-
Petition	PT	1	1	1	0	1
Remand Custody	RC	2	2	2	2	-
Status	ST	1	10	10	0	10
Traffic	T	22	41	41	17	24
Truancy	TR	0	4	4	0	4
<b>Juvenile Total</b>		<b>172</b>	<b>400</b>	<b>400</b>	<b>155</b>	<b>245</b>
<b>Roanoke County Totals</b>		<b>311</b>	<b>835</b>	<b>835</b>	<b>313</b>	<b>521</b>



June 2017

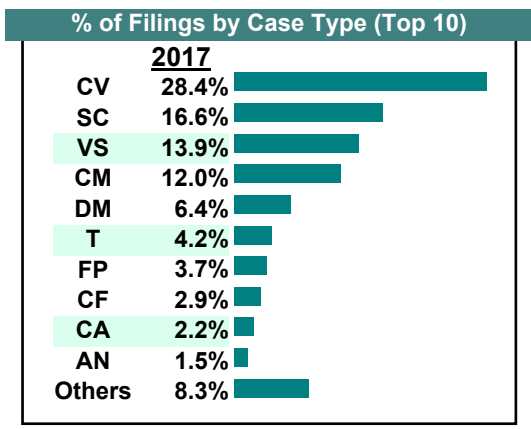
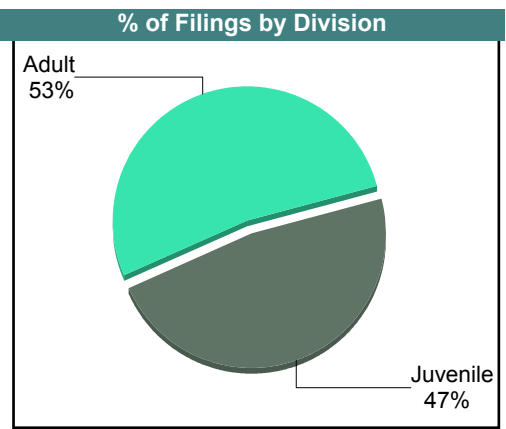

		<u>Filings</u>	<u>Hearings</u>	<u>Transactions</u>	<u>Concluded</u>	<u>Cont</u>
<b>Adult</b>						
Non-Family Abuse Prot Order	AP	0	1	1	0	1
Capias	CA	10	20	20	4	16
Felony	CF	27	54	55	20	35
Misdemeanor	CM	51	138	138	45	93
Family Abuse - Prot Order	FP	7	20	20	14	6
Motion - Prot Order	MP	1	1	1	1	-
Show Cause	SC	43	137	137	31	106
Civil Support	VS	63	118	118	56	62
<b>Adult Total</b>		<b>202</b>	<b>489</b>	<b>490</b>	<b>171</b>	<b>319</b>
<b>Juvenile</b>						
Abuse or Neglect	AN	0	17	17	5	12
Custody Relief	CR	1	1	1	1	-
Child in Need of Services	CS	0	1	1	1	-
Custody Visitation	CV	145	324	324	144	180
Felony	DF	4	37	37	9	28
Misdemeanor	DM	37	107	109	26	83
Foster Care Review	FC	7	7	7	7	-
Initial Foster Care	IF	1	1	1	1	-
Motion - Prot Order	MP	0	2	2	0	2
Permanency	PH	2	2	2	2	-
Petition	PT	1	1	1	0	1
Status	ST	2	6	6	4	2
Traffic	T	14	49	50	26	24
Term Parental Rights	TP	2	2	2	0	2
Truancy	TR	3	9	9	2	7
<b>Juvenile Total</b>		<b>219</b>	<b>566</b>	<b>569</b>	<b>228</b>	<b>341</b>
<b>Roanoke County Totals</b>		<b>421</b>	<b>1,055</b>	<b>1,059</b>	<b>399</b>	<b>660</b>



		<u>Filings</u>	<u>Hearings</u>	<u>Transactions</u>	<u>Concluded</u>	<u>Cont</u>
<b>Adult</b>						
Non-Family Abuse Prot Order	AP	0	1	1	0	1
Capias	CA	9	19	19	4	15
Felony	CF	12	30	30	12	17
Misdemeanor	CM	49	150	150	64	86
Family Abuse - Prot Order	FP	15	22	22	7	15
Motion - Prot Order	MP	2	3	3	2	1
Violation of PO	PV	1	1	1	1	-
Remand Support	RS	2	2	2	2	-
Show Cause	SC	68	134	134	54	80
SL/Other	SL	0	1	1	1	-
Civil Support	VS	57	100	100	63	37
<b>Adult Total</b>		<b>215</b>	<b>463</b>	<b>463</b>	<b>210</b>	<b>252</b>

		<u>Filings</u>	<u>Hearings</u>	<u>Transactions</u>	<u>Concluded</u>	<u>Cont</u>
<b>Juvenile</b>						
Abuse or Neglect	AN	6	29	29	19	10
Custody Visitation	CV	116	244	244	116	128
Felony	DF	6	31	31	4	27
Misdemeanor	DM	26	102	105	36	69
Foster Care Review	FC	3	3	3	3	-
Initial Foster Care	IF	3	3	3	3	-
Motion - Prot Order	MP	1	5	5	5	-
Permanency	PH	5	5	5	5	-
Petition	PT	0	1	1	1	-
Remand Custody	RC	6	6	6	6	-
Status	ST	1	3	3	1	2
Traffic	T	17	49	52	25	27
Term Parental Rights	TP	2	4	4	4	-
Truancy	TR	0	4	4	1	3
Voluntary Continuing Services Agreement	VA	2	2	2	1	1
<b>Juvenile Total</b>		<b>194</b>	<b>491</b>	<b>497</b>	<b>230</b>	<b>267</b>

<b>Roanoke County Totals</b>		<b>409</b>	<b>954</b>	<b>960</b>	<b>440</b>	<b>519</b>
------------------------------	--	------------	------------	------------	------------	------------

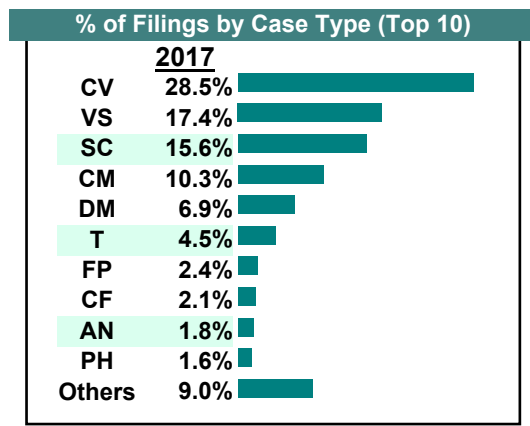
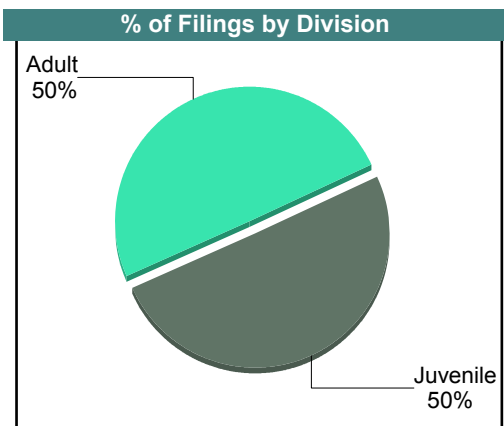
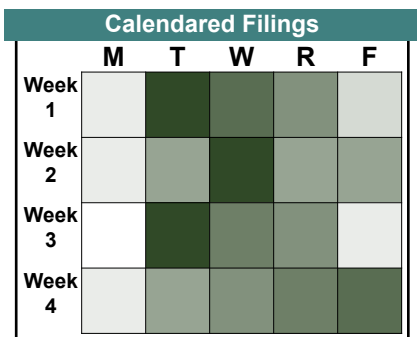


April 2017

		Filings	Hearings	Transactions	Concluded	Cont
<b>Adult</b>						
Non-Family Abuse Prot Order	AP	0	1	1	0	1
Capias	CA	4	20	20	6	14
Felony	CF	8	23	23	13	10
Misdemeanor	CM	39	131	131	56	75
Family Abuse - Prot Order	FP	9	21	21	15	6
Motion - Prot Order	MP	1	1	1	1	-
Other	OT	0	1	1	1	-
Remand Support	RS	1	1	1	1	-
Show Cause	SC	59	157	157	54	103
SL/Other	SL	1	2	2	1	1
Civil Support	VS	66	115	115	68	47
<b>Adult Total</b>		<b>188</b>	<b>473</b>	<b>473</b>	<b>216</b>	<b>257</b>

<b>Juvenile</b>						
Abuse or Neglect	AN	7	25	25	2	23
Capias	CA	0	1	1	1	-
Child in Need of Services	CS	2	3	3	1	2
Custody Visitation	CV	108	180	180	86	94
Felony	DF	4	30	30	10	20
Misdemeanor	DM	26	114	116	37	79
Foster Care Review	FC	5	5	5	5	-
Initial Foster Care	IF	3	3	3	2	1
Motion - Prot Order	MP	3	5	5	3	2
Permanency	PH	6	6	6	6	-
Petition	PT	2	3	3	2	1
Remand Custody	RC	2	2	2	2	-
Status	ST	0	3	3	1	2
Traffic	T	17	57	58	31	27
Term Parental Rights	TP	4	4	4	4	-
Truancy	TR	1	6	6	1	5
Voluntary Continuing Services Agreement	VA	1	2	2	1	1
<b>Juvenile Total</b>		<b>191</b>	<b>449</b>	<b>452</b>	<b>195</b>	<b>257</b>

<b>Roanoke County Totals</b>		<b>379</b>	<b>922</b>	<b>925</b>	<b>411</b>	<b>514</b>
------------------------------	--	------------	------------	------------	------------	------------



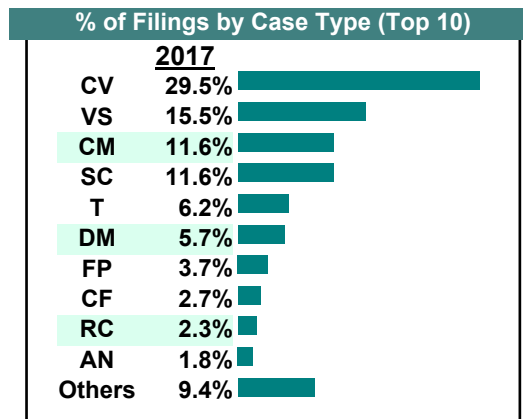
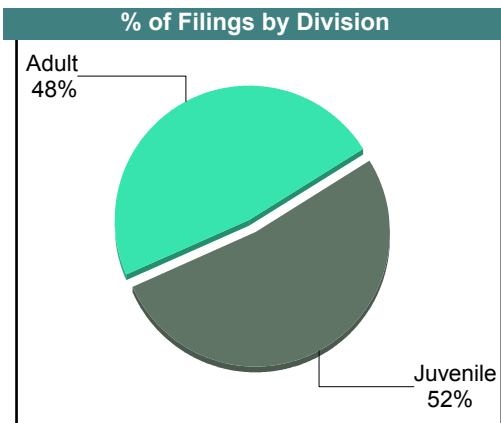

CASELOAD STATISTICS OF THE JUVENILE & DOMESTIC RELATIONS COURTS

Roanoke County

District: 23

March 2017

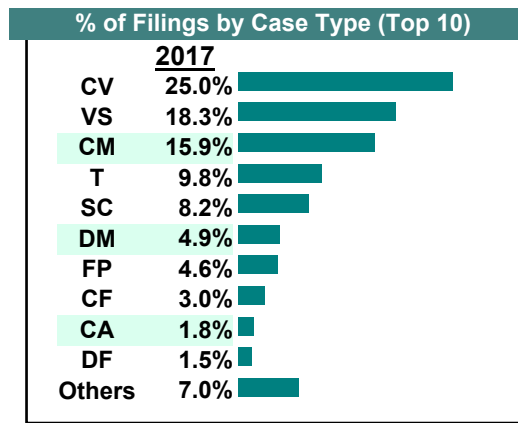
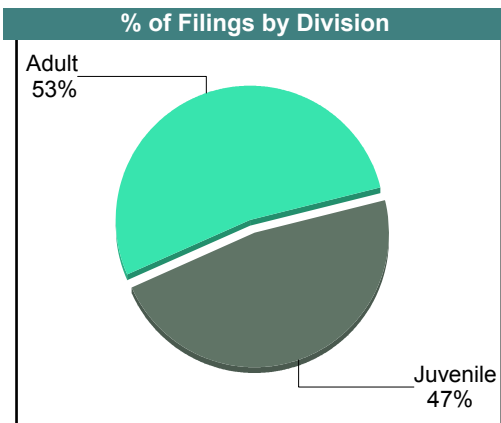

		Filings	Hearings	Transactions	Concluded	Cont
<b>Adult</b>						
Non-Family Abuse Prot Order	AP	1	1	1	0	1
Capias	CA	6	22	22	8	14
Felony	CF	12	38	38	13	25
Misdemeanor	CM	51	166	166	53	113
Family Abuse - Prot Order	FP	16	28	28	14	14
Motion - Prot Order	MP	3	3	3	3	-
Remand Support	RS	1	1	1	1	-
Show Cause	SC	51	115	115	38	77
SL/Other	SL	0	1	1	1	-
Civil Support	VS	68	129	129	72	57
<b>Adult Total</b>		<b>209</b>	<b>504</b>	<b>504</b>	<b>203</b>	<b>301</b>
<b>Juvenile</b>						
Abuse or Neglect	AN	8	37	37	6	31
Capias	CA	1	1	1	0	1
Custody Relief	CR	1	1	1	1	-
Child in Need of Services	CS	1	1	1	1	-
Custody Visitation	CV	129	270	270	132	138
Felony	DF	1	23	23	4	18
Misdemeanor	DM	25	90	90	26	63
Entrustment	ET	1	1	1	1	-
Foster Care Review	FC	3	3	3	3	-
Initial Foster Care	IF	5	5	5	5	-
Motion - Prot Order	MP	0	4	4	1	3
Permanency	PH	7	7	7	7	-
Remand Custody	RC	10	10	10	10	-
Remand Visitation	RV	1	1	1	1	-
Show Cause	SC	0	1	1	0	-
Status	ST	3	6	6	2	4
Traffic	T	27	35	39	11	28
Term Parental Rights	TP	4	5	5	3	2
Truancy	TR	2	8	8	1	7
<b>Juvenile Total</b>		<b>229</b>	<b>509</b>	<b>513</b>	<b>215</b>	<b>295</b>
<b>Roanoke County Totals</b>		<b>438</b>	<b>1,013</b>	<b>1,017</b>	<b>418</b>	<b>596</b>



		Filings	Hearings	Transactions	Concluded	Cont
<b>Adult</b>						
Capias	CA	6	25	25	10	15
Felony	CF	10	37	37	14	23
Misdemeanor	CM	52	135	135	30	105
Family Abuse - Prot Order	FP	15	30	30	14	16
Motion - Prot Order	MP	0	1	1	1	-
Other	OT	1	1	1	0	1
Violation of PO	PV	2	2	2	2	-
Show Cause	SC	27	98	98	30	68
SL/Other	SL	0	1	1	0	1
Civil Support	VS	60	115	115	50	65
<b>Adult Total</b>		<b>173</b>	<b>445</b>	<b>445</b>	<b>151</b>	<b>294</b>

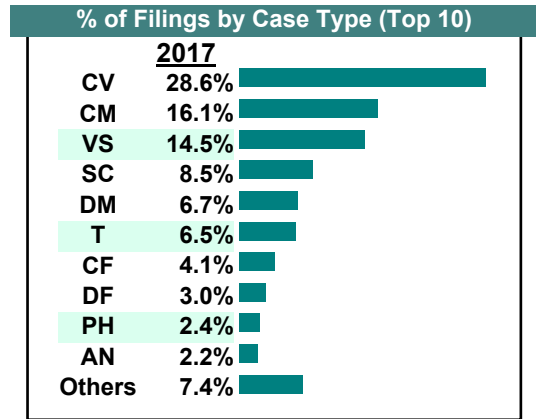
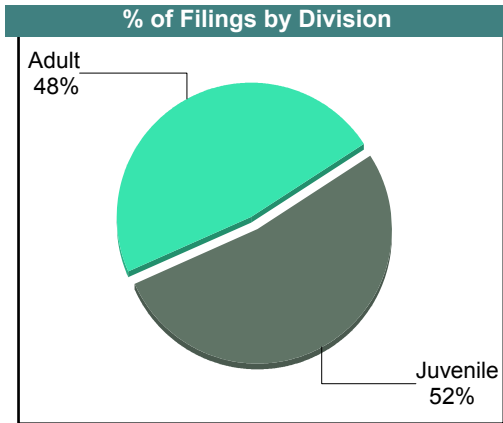
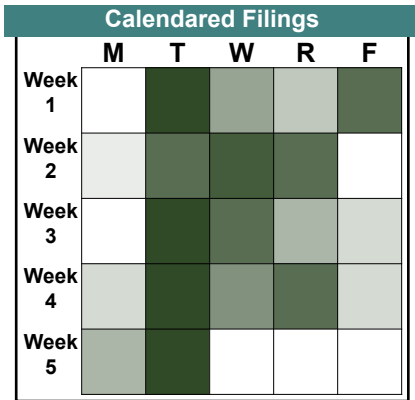
<b>Juvenile</b>						
Abuse or Neglect	AN	3	19	19	2	17
Custody Relief	CR	0	1	1	1	-
Custody Visitation	CV	82	232	232	104	128
Felony	DF	5	44	44	2	42
Misdemeanor	DM	16	73	74	10	64
Foster Care Review	FC	5	5	5	5	-
Initial Foster Care	IF	1	1	1	1	-
Motion - Prot Order	MP	1	4	4	0	4
Permanency	PH	4	5	5	5	-
Petition	PT	0	1	1	0	1
Status	ST	2	4	4	0	4
Traffic	T	32	57	59	19	38
Term Parental Rights	TP	0	2	2	1	1
Truancy	TR	3	5	5	0	5
Voluntary Continuing Services Agreement	VA	1	1	1	1	-
<b>Juvenile Total</b>		<b>155</b>	<b>454</b>	<b>457</b>	<b>151</b>	<b>304</b>

<b>Roanoke County Totals</b>		<b>328</b>	<b>899</b>	<b>902</b>	<b>302</b>	<b>598</b>
------------------------------	--	------------	------------	------------	------------	------------



January 2017

		Filings	Hearings	Transactions	Concluded	Cont
<b>Adult</b>						
Capias	CA	8	21	21	7	14
Felony	CF	19	42	42	8	34
Misdemeanor	CM	74	189	189	51	138
Family Abuse - Prot Order	FP	9	21	21	10	11
Motion - Prot Order	MP	1	3	3	1	2
Remand Support	RS	2	3	3	3	-
Show Cause	SC	39	155	155	48	107
SL/Other	SL	0	1	1	0	1
Civil Support	VS	67	107	107	53	54
<b>Adult Total</b>		<b>219</b>	<b>542</b>	<b>542</b>	<b>181</b>	<b>361</b>
<b>Juvenile</b>						
Abuse or Neglect	AN	10	33	33	8	25
Custody Relief	CR	0	1	1	1	-
Child in Need of Services	CS	0	1	1	0	1
Custody Visitation	CV	132	292	292	145	147
Felony	DF	14	43	43	1	42
Misdemeanor	DM	31	107	110	24	86
Foster Care Review	FC	2	2	2	2	-
Initial Foster Care	IF	2	2	2	2	-
Motion - Prot Order	MP	5	9	9	3	6
Permanency	PH	11	13	13	13	-
Petition	PT	0	2	2	1	1
Remand Custody	RC	2	2	2	2	-
Show Cause	SC	0	1	1	0	1
Status	ST	1	5	5	2	3
Traffic	T	30	77	78	39	39
Term Parental Rights	TP	0	8	8	4	4
Truancy	TR	2	5	5	1	4
<b>Juvenile Total</b>		<b>242</b>	<b>603</b>	<b>607</b>	<b>248</b>	<b>359</b>
<b>Roanoke County Totals</b>		<b>461</b>	<b>1,145</b>	<b>1,149</b>	<b>429</b>	<b>720</b>



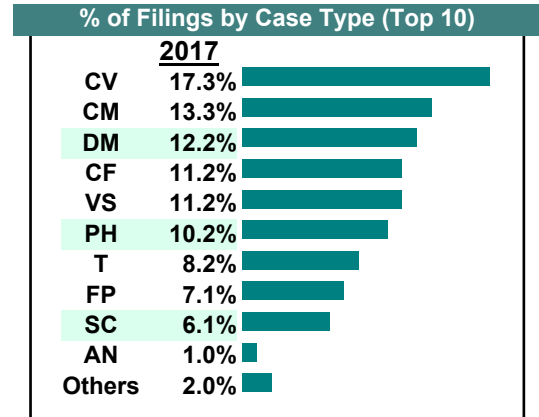
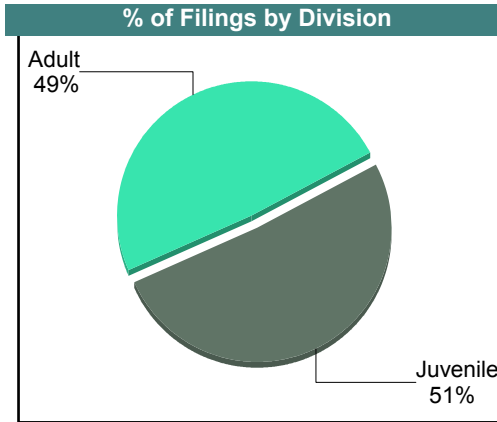
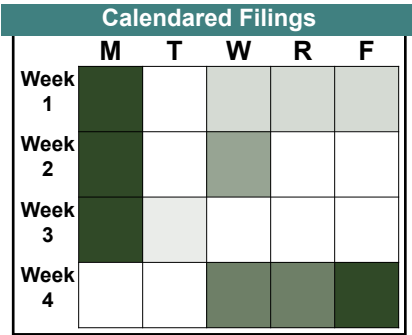


# CASELOAD STATISTICS OF THE JUVENILE & DOMESTIC RELATIONS COURTS

December 2017

**Salem**  
District: 23

		<u>Filings</u>	<u>Hearings</u>	<u>Transactions</u>	<u>Concluded</u>	<u>Cont</u>
<b><u>Adult</u></b>						
Capias	CA	0	1	1	1	-
Felony	CF	11	17	17	4	13
Misdemeanor	CM	13	56	56	22	34
Family Abuse - Prot Order	FP	7	13	13	5	8
Show Cause	SC	6	23	23	8	14
Civil Support	VS	11	17	17	13	3
<b>Adult Total</b>		<b>48</b>	<b>127</b>	<b>127</b>	<b>53</b>	<b>72</b>
<b><u>Juvenile</u></b>						
Abuse or Neglect	AN	1	2	2	0	2
Custody Visitation	CV	17	37	37	23	14
Felony	DF	0	4	4	4	-
Misdemeanor	DM	12	38	38	9	29
Initial Foster Care	IF	1	1	1	1	-
Permanency	PH	10	10	10	10	-
Show Cause	SC	0	1	1	0	1
Status	ST	1	11	11	1	10
Traffic	T	8	13	14	8	6
<b>Juvenile Total</b>		<b>50</b>	<b>117</b>	<b>118</b>	<b>56</b>	<b>62</b>
<b>Salem Totals</b>		<b>98</b>	<b>244</b>	<b>245</b>	<b>109</b>	<b>134</b>

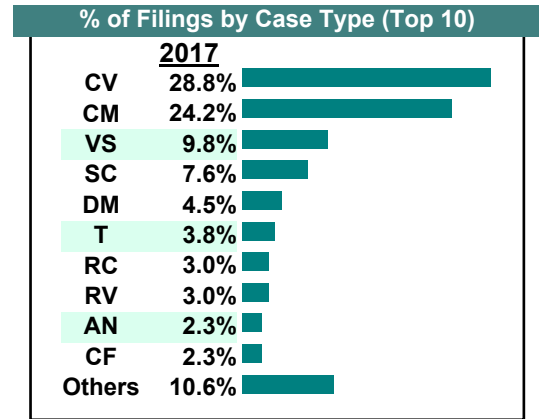
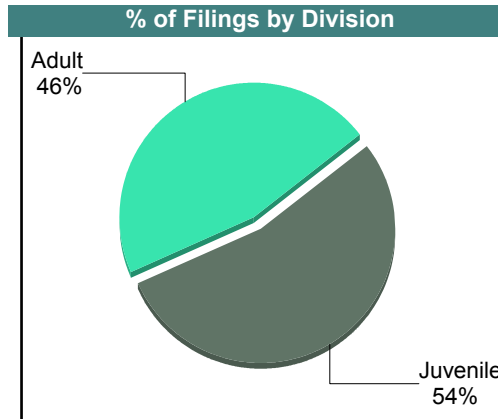
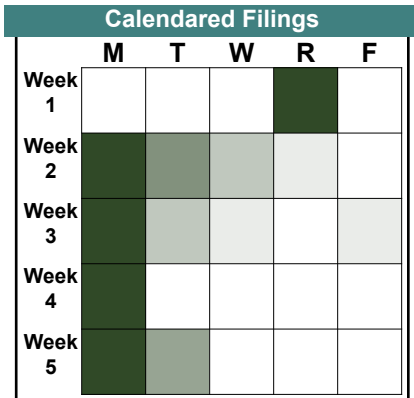


# CASELOAD STATISTICS OF THE JUVENILE & DOMESTIC RELATIONS COURTS

November 2017

**Salem**  
District: 23

		<u>Filings</u>	<u>Hearings</u>	<u>Transactions</u>	<u>Concluded</u>	<u>Cont</u>
<b>Adult</b>						
Capias	CA	0	1	1	0	1
Felony	CF	3	14	14	7	7
Misdemeanor	CM	32	91	91	29	61
Family Abuse - Prot Order	FP	1	6	6	1	5
Remand Support	RS	1	1	1	1	-
Show Cause	SC	10	23	23	11	12
SL/Other	SL	1	1	1	0	1
Civil Support	VS	13	22	22	13	7
<b>Adult Total</b>		<b>61</b>	<b>159</b>	<b>159</b>	<b>62</b>	<b>94</b>
<b>Juvenile</b>						
Abuse or Neglect	AN	3	7	7	4	3
Custody Visitation	CV	38	76	76	42	34
Felony	DF	0	6	6	1	5
Misdemeanor	DM	6	27	27	17	10
Foster Care Review	FC	3	3	3	3	-
Permanency	PH	3	3	3	3	-
Remand Custody	RC	4	4	4	4	-
Remand Visitation	RV	4	4	4	4	-
Status	ST	3	10	10	3	7
Traffic	T	5	17	17	5	11
Truancy	TR	1	1	1	0	1
Voluntary Continuing Services Agreement	VA	1	2	2	1	1
<b>Juvenile Total</b>		<b>71</b>	<b>160</b>	<b>160</b>	<b>87</b>	<b>72</b>
<b>Salem Totals</b>		<b>132</b>	<b>319</b>	<b>319</b>	<b>149</b>	<b>166</b>



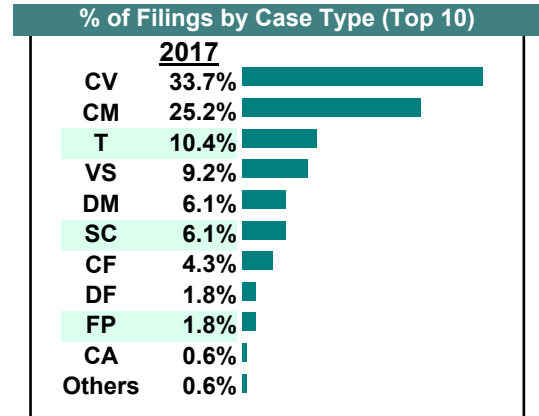
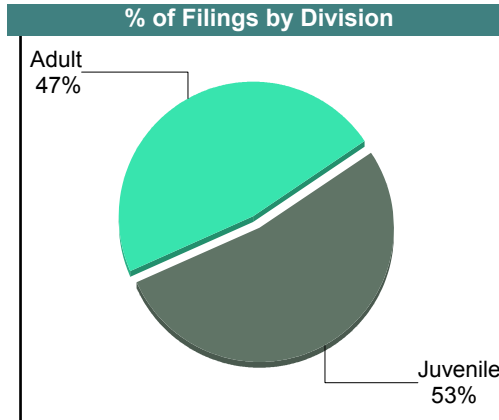
# CASELOAD STATISTICS OF THE JUVENILE & DOMESTIC RELATIONS COURTS

October 2017

**Salem**  
District: 23

		<u>Filings</u>	<u>Hearings</u>	<u>Transactions</u>	<u>Concluded</u>	<u>Cont</u>
<b><u>Adult</u></b>						
Capias	CA	1	2	2	1	1
Felony	CF	7	21	21	7	14
Misdemeanor	CM	41	77	77	12	65
Family Abuse - Prot Order	FP	3	8	8	4	4
Show Cause	SC	10	39	39	16	23
Civil Support	VS	15	26	26	20	6
<b>Adult Total</b>		<b>77</b>	<b>173</b>	<b>173</b>	<b>60</b>	<b>113</b>
<b><u>Juvenile</u></b>						
Custody Visitation	CV	55	88	88	64	24
Felony	DF	3	13	13	6	7
Misdemeanor	DM	10	27	27	6	21
Foster Care Review	FC	1	1	1	0	1
Motion - Prot Order	MP	0	3	3	3	-
Show Cause	SC	0	1	1	0	1
Status	ST	0	4	4	0	4
Traffic	T	17	27	32	13	19
<b>Juvenile Total</b>		<b>86</b>	<b>164</b>	<b>169</b>	<b>92</b>	<b>77</b>
<b>Salem Totals</b>		<b>163</b>	<b>337</b>	<b>342</b>	<b>152</b>	<b>190</b>

Calendared Filings					
	M	T	W	R	F
Week 1	█				█
Week 2		█	█		█
Week 3	█			█	
Week 4	█				
Week 5	█				

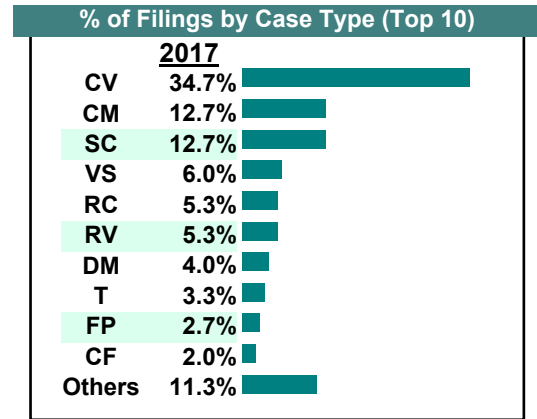
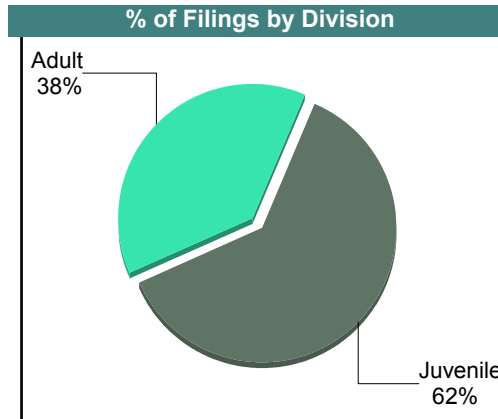



# CASELOAD STATISTICS OF THE JUVENILE & DOMESTIC RELATIONS COURTS

September 2017

**Salem**  
District: 23

		<u>Filings</u>	<u>Hearings</u>	<u>Transactions</u>	<u>Concluded</u>	<u>Cont</u>
<b>Adult</b>						
Capias	CA	0	1	1	0	1
Felony	CF	3	19	19	10	9
Misdemeanor	CM	19	74	74	34	39
Family Abuse - Prot Order	FP	4	5	5	0	5
Motion - Prot Order	MP	0	1	1	1	-
Remand Support	RS	3	3	3	3	-
Show Cause	SC	19	41	41	10	31
Civil Support	VS	9	25	25	16	8
<b>Adult Total</b>		<b>57</b>	<b>169</b>	<b>169</b>	<b>74</b>	<b>93</b>
<b>Juvenile</b>						
Abuse or Neglect	AN	1	3	3	1	2
Custody Visitation	CV	52	77	77	45	32
Felony	DF	0	19	19	6	13
Misdemeanor	DM	6	21	21	6	15
Foster Care Review	FC	3	3	3	3	-
Motion - Prot Order	MP	3	3	3	0	3
Permanency	PH	3	3	3	3	-
Remand Custody	RC	8	8	8	8	-
Remand Visitation	RV	8	8	8	8	-
Status	ST	3	6	6	0	6
Traffic	T	5	10	11	3	8
Voluntary Continuing Services Agreement	VA	1	1	1	1	-
<b>Juvenile Total</b>		<b>93</b>	<b>162</b>	<b>163</b>	<b>84</b>	<b>79</b>
<b>Salem Totals</b>		<b>150</b>	<b>331</b>	<b>332</b>	<b>158</b>	<b>172</b>

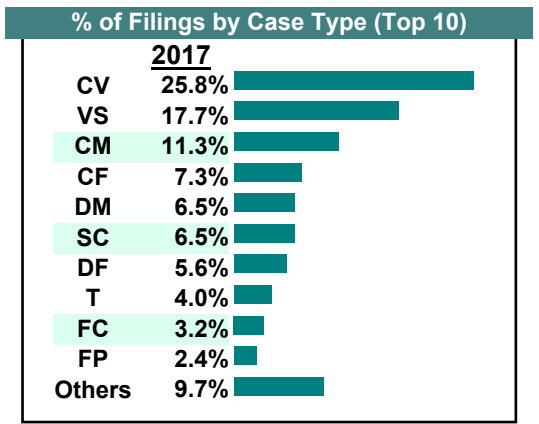
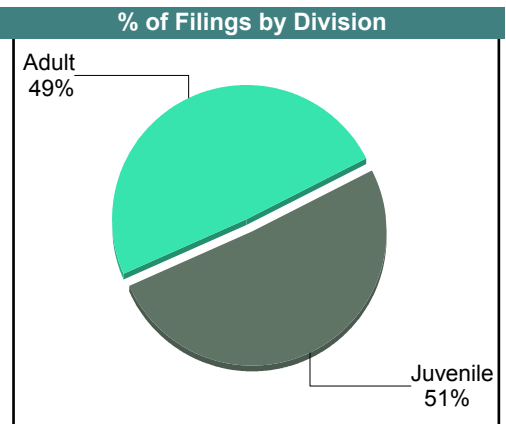



**CASELOAD STATISTICS OF THE JUVENILE & DOMESTIC RELATIONS COURTS**

**August 2017**

**Salem**  
District: 23

		<u>Filings</u>	<u>Hearings</u>	<u>Transactions</u>	<u>Concluded</u>	<u>Cont</u>
<b><u>Adult</u></b>						
Non-Family Abuse Prot Order	AP	2	2	2	2	-
Capias	CA	0	1	1	1	-
Felony	CF	9	30	30	12	18
Misdemeanor	CM	14	63	63	23	39
Family Abuse - Prot Order	FP	3	10	10	6	4
Motion - Prot Order	MP	1	1	1	0	1
Remand Support	RS	1	1	1	1	-
Show Cause	SC	8	16	16	5	11
SL/Other	SL	1	1	1	1	-
Civil Support	VS	22	29	29	14	15
<b>Adult Total</b>		<b>61</b>	<b>154</b>	<b>154</b>	<b>65</b>	<b>88</b>
<b><u>Juvenile</u></b>						
Abuse or Neglect	AN	0	9	9	9	-
Custody Visitation	CV	32	65	65	35	30
Felony	DF	7	19	19	3	16
Misdemeanor	DM	8	30	30	6	24
Foster Care Review	FC	4	4	4	4	-
Initial Foster Care	IF	1	1	1	1	-
Permanency	PH	2	2	2	2	-
Remand Custody	RC	1	1	1	1	-
Remand Visitation	RV	1	1	1	1	-
Status	ST	0	6	6	2	4
Traffic	T	5	8	11	7	4
Term Parental Rights	TP	2	2	2	2	-
<b>Juvenile Total</b>		<b>63</b>	<b>148</b>	<b>151</b>	<b>73</b>	<b>78</b>
<b>Salem Totals</b>		<b>124</b>	<b>302</b>	<b>305</b>	<b>138</b>	<b>166</b>



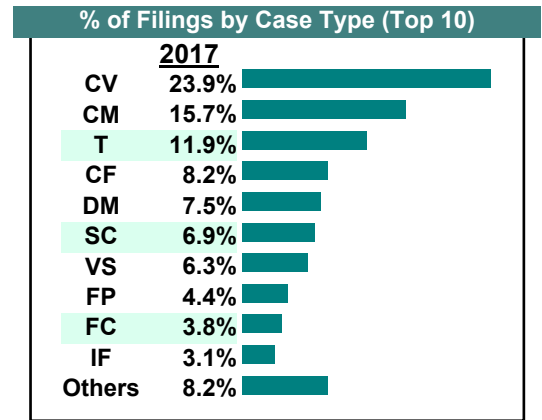
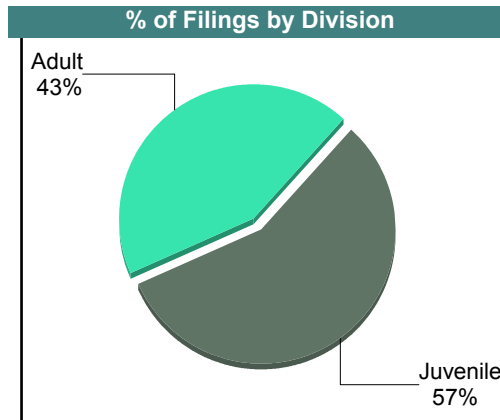
# CASELOAD STATISTICS OF THE JUVENILE & DOMESTIC RELATIONS COURTS

July 2017

**Salem**  
District: 23

		<u>Filings</u>	<u>Hearings</u>	<u>Transactions</u>	<u>Concluded</u>	<u>Cont</u>
<b>Adult</b>						
Capias	CA	0	2	2	0	2
Felony	CF	13	34	34	1	33
Misdemeanor	CM	25	80	80	24	56
Family Abuse - Prot Order	FP	7	15	15	6	9
Motion - Prot Order	MP	3	3	3	3	-
Show Cause	SC	11	28	28	8	19
SL/Other	SL	0	1	1	1	-
Civil Support	VS	10	21	21	10	11
<b>Adult Total</b>		<b>69</b>	<b>184</b>	<b>184</b>	<b>53</b>	<b>130</b>
<b>Juvenile</b>						
Abuse or Neglect	AN	3	12	12	6	6
Custody Visitation	CV	38	88	88	43	45
Felony	DF	0	2	2	1	1
Misdemeanor	DM	12	31	31	6	25
Foster Care Review	FC	6	6	6	6	-
Initial Foster Care	IF	5	6	6	6	-
Permanency	PH	4	4	4	4	-
Status	ST	3	5	5	1	4
Traffic	T	19	26	27	15	12
<b>Juvenile Total</b>		<b>90</b>	<b>180</b>	<b>181</b>	<b>88</b>	<b>93</b>
<b>Salem Totals</b>		<b>159</b>	<b>364</b>	<b>365</b>	<b>141</b>	<b>223</b>

Calendared Filings					
	M	T	W	R	F
Week 1					
Week 2					
Week 3					
Week 4					
Week 5					



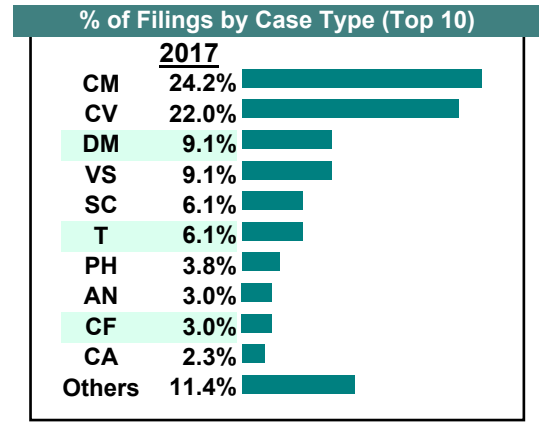
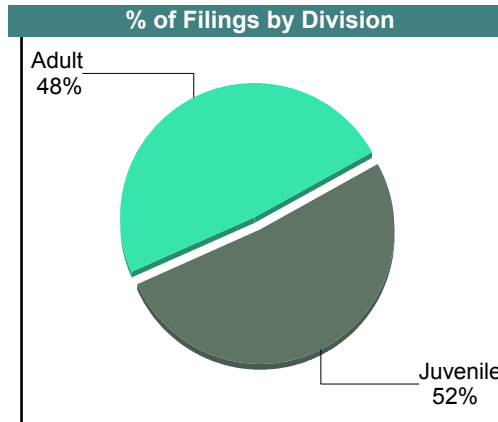
# CASELOAD STATISTICS OF THE JUVENILE & DOMESTIC RELATIONS COURTS

June 2017

**Salem**  
District: 23

		<u>Filings</u>	<u>Hearings</u>	<u>Transactions</u>	<u>Concluded</u>	<u>Cont</u>
<b><u>Adult</u></b>						
Capias	CA	3	6	6	3	3
Felony	CF	4	12	12	2	10
Misdemeanor	CM	32	92	92	34	58
Family Abuse - Prot Order	FP	3	7	7	5	2
Motion - Prot Order	MP	1	1	1	1	-
Remand Support	RS	1	1	1	1	-
Show Cause	SC	8	38	38	23	15
Civil Support	VS	12	20	20	9	11
<b>Adult Total</b>		<b>64</b>	<b>177</b>	<b>177</b>	<b>78</b>	<b>99</b>
<b><u>Juvenile</u></b>						
Abuse or Neglect	AN	4	13	13	5	8
Child in Need of Services	CS	1	1	1	1	-
Custody Visitation	CV	29	79	79	48	31
Felony	DF	1	12	12	2	10
Misdemeanor	DM	12	37	37	17	20
Initial Foster Care	IF	2	2	2	2	-
Motion - Prot Order	MP	2	6	6	6	-
Permanency	PH	5	5	5	5	-
Remand Custody	RC	2	2	2	2	-
Remand Visitation	RV	2	2	2	2	-
Status	ST	0	5	5	1	4
Traffic	T	8	18	20	13	7
Term Parental Rights	TP	0	10	10	10	-
Truancy	TR	0	1	1	1	-
<b>Juvenile Total</b>		<b>68</b>	<b>193</b>	<b>195</b>	<b>115</b>	<b>80</b>
<b>Salem Totals</b>		<b>132</b>	<b>370</b>	<b>372</b>	<b>193</b>	<b>179</b>

Calendared Filings					
	M	T	W	R	F
Week 1					
Week 2					
Week 3					
Week 4					
Week 5					

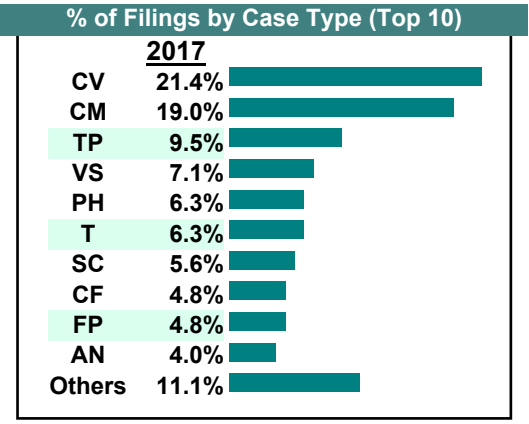
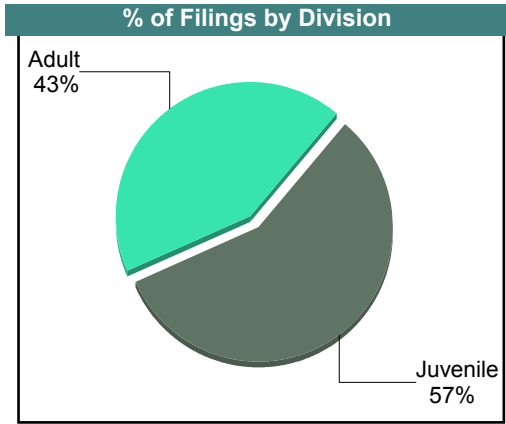
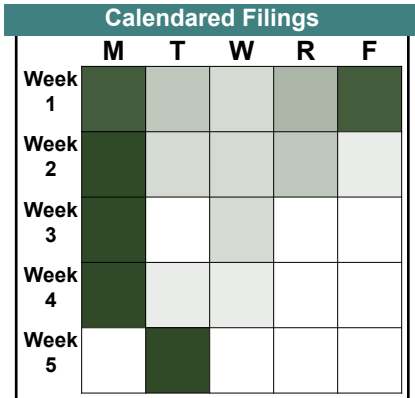


# CASELOAD STATISTICS OF THE JUVENILE & DOMESTIC RELATIONS COURTS

May 2017

Salem  
District: 23

		Filings	Hearings	Transactions	Concluded	Cont
<b>Adult</b>						
Capias	CA	1	5	5	2	3
Felony	CF	6	6	6	0	6
Misdemeanor	CM	24	89	89	42	47
Family Abuse - Prot Order	FP	6	14	14	6	8
Motion - Prot Order	MP	1	1	1	1	-
Show Cause	SC	7	42	42	21	21
Civil Support	VS	9	16	16	8	8
<b>Adult Total</b>		<b>54</b>	<b>173</b>	<b>173</b>	<b>80</b>	<b>93</b>
<b>Juvenile</b>						
Abuse or Neglect	AN	5	20	20	3	17
Custody Visitation	CV	27	68	68	27	41
Felony	DF	0	17	17	2	15
Misdemeanor	DM	4	32	32	11	21
Foster Care Review	FC	2	2	2	2	-
Motion - Prot Order	MP	0	1	1	1	-
Permanency	PH	8	8	8	8	-
Petition	PT	1	1	1	1	-
Remand Custody	RC	1	1	1	1	-
Remand Visitation	RV	1	1	1	1	-
Status	ST	2	4	4	0	4
Traffic	T	8	16	16	7	8
Term Parental Rights	TP	12	12	12	2	10
Voluntary Continuing Services Agreement	VA	1	1	1	0	1
<b>Juvenile Total</b>		<b>72</b>	<b>184</b>	<b>184</b>	<b>66</b>	<b>117</b>
<b>Salem Totals</b>		<b>126</b>	<b>357</b>	<b>357</b>	<b>146</b>	<b>210</b>



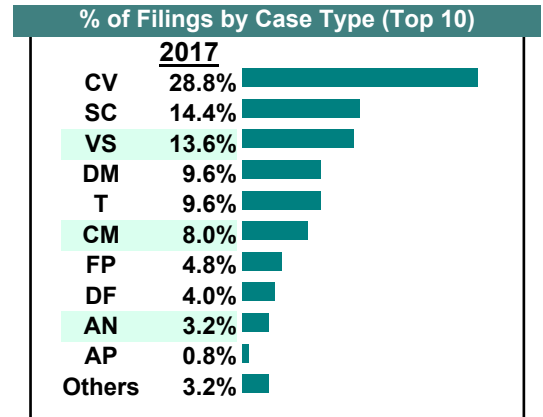
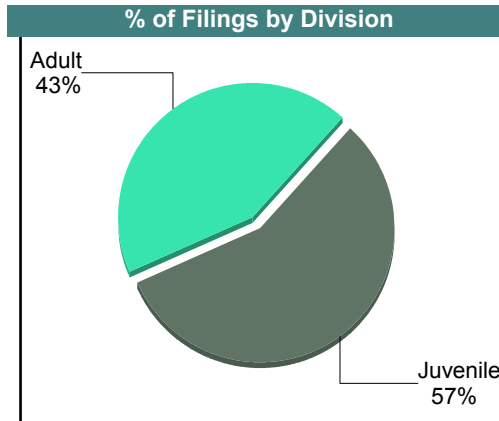
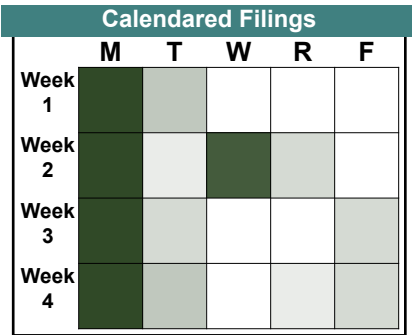


**CASELOAD STATISTICS OF THE JUVENILE & DOMESTIC RELATIONS COURTS**

April 2017

**Salem**  
District: 23

		<u>Filings</u>	<u>Hearings</u>	<u>Transactions</u>	<u>Concluded</u>	<u>Cont</u>
<b>Adult</b>						
Bond Forfeiture	BF	0	1	1	1	-
Capias	CA	1	3	3	0	3
Felony	CF	0	3	3	3	-
Misdemeanor	CM	10	60	60	15	45
Family Abuse - Prot Order	FP	6	13	13	6	7
Motion - Prot Order	MP	1	1	1	1	-
Show Cause	SC	18	46	46	9	37
SL/Other	SL	1	2	2	1	1
Civil Support	VS	17	21	21	13	8
<b>Adult Total</b>		<b>54</b>	<b>150</b>	<b>150</b>	<b>49</b>	<b>101</b>
<b>Juvenile</b>						
Abuse or Neglect	AN	4	7	7	0	7
Non-Family Abuse Prot Order	AP	1	1	1	1	-
Custody Visitation	CV	36	59	59	21	38
Felony	DF	5	14	14	1	13
Misdemeanor	DM	12	28	28	8	20
Motion - Prot Order	MP	0	4	4	0	4
Permanency	PH	1	1	1	1	-
Status	ST	0	7	7	5	2
Traffic	T	12	19	19	6	13
<b>Juvenile Total</b>		<b>71</b>	<b>140</b>	<b>140</b>	<b>43</b>	<b>97</b>
<b>Salem Totals</b>		<b>125</b>	<b>290</b>	<b>290</b>	<b>92</b>	<b>198</b>



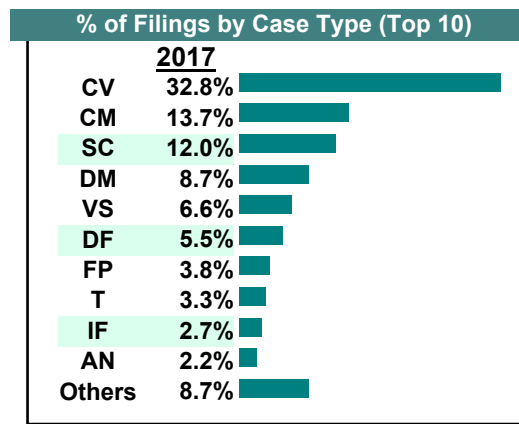
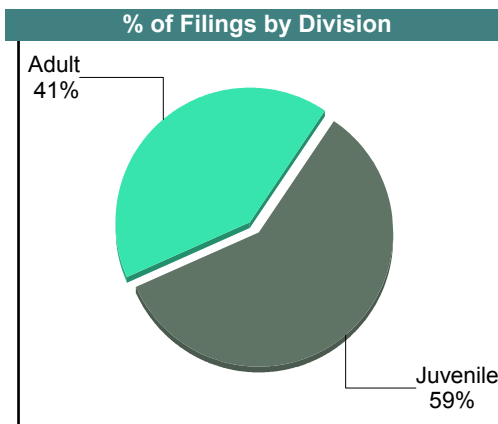
# CASELOAD STATISTICS OF THE JUVENILE & DOMESTIC RELATIONS COURTS

March 2017

**Salem**  
District: 23

		<u>Filings</u>	<u>Hearings</u>	<u>Transactions</u>	<u>Concluded</u>	<u>Cont</u>
<b><u>Adult</u></b>						
Capias	CA	0	2	2	1	1
Felony	CF	4	14	14	9	5
Misdemeanor	CM	25	105	105	23	82
Family Abuse - Prot Order	FP	7	16	16	6	10
Motion - Prot Order	MP	2	2	2	2	-
Remand Support	RS	2	2	2	2	-
Show Cause	SC	22	49	49	10	39
SL/Other	SL	1	1	1	0	1
Civil Support	VS	12	18	18	13	5
<b>Adult Total</b>		<b>75</b>	<b>209</b>	<b>209</b>	<b>66</b>	<b>143</b>
<b><u>Juvenile</u></b>						
Abuse or Neglect	AN	4	19	19	8	11
Custody Visitation	CV	60	101	101	50	51
Felony	DF	10	31	31	5	26
Misdemeanor	DM	16	37	37	23	14
Foster Care Review	FC	1	1	1	1	-
Initial Foster Care	IF	5	5	5	4	1
Motion - Prot Order	MP	0	6	6	2	4
Permanency	PH	1	1	1	1	-
Petition	PT	0	1	1	1	-
Remand Custody	RC	2	2	2	2	-
Remand Visitation	RV	2	2	2	2	-
Status	ST	1	8	8	1	7
Traffic	T	6	12	12	7	5
<b>Juvenile Total</b>		<b>108</b>	<b>226</b>	<b>226</b>	<b>107</b>	<b>119</b>
<b>Salem Totals</b>		<b>183</b>	<b>435</b>	<b>435</b>	<b>173</b>	<b>262</b>

Calendared Filings					
	M	T	W	R	F
Week 1					
Week 2					
Week 3					
Week 4					
Week 5					

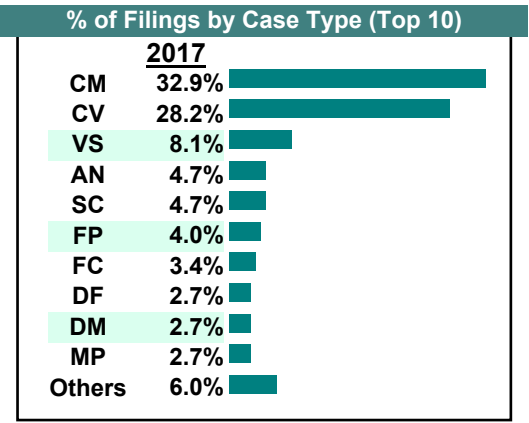
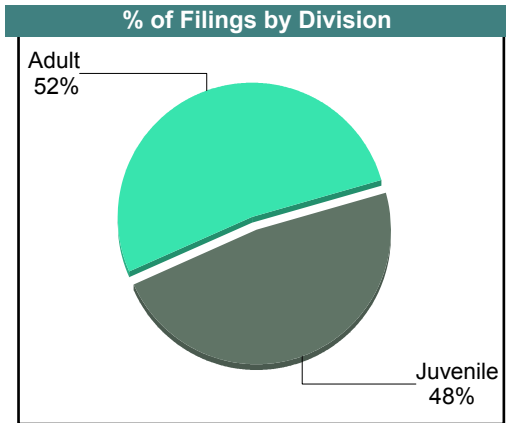
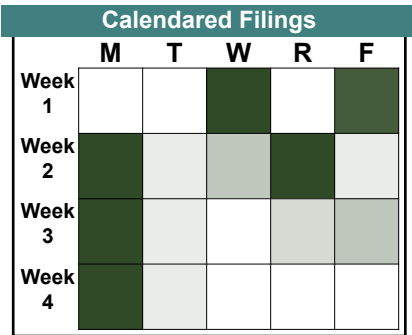


**CASELOAD STATISTICS OF THE JUVENILE & DOMESTIC RELATIONS COURTS**

February 2017

**Salem**  
District: 23

		<u>Filings</u>	<u>Hearings</u>	<u>Transactions</u>	<u>Concluded</u>	<u>Cont</u>
<b><u>Adult</u></b>						
Capias	CA	0	3	3	3	-
Felony	CF	2	11	11	3	8
Misdemeanor	CM	49	83	83	20	63
Family Abuse - Prot Order	FP	6	11	11	6	5
Other	OT	1	1	1	1	-
Remand Support	RS	1	1	1	1	-
Show Cause	SC	7	26	26	11	15
Civil Support	VS	12	17	17	12	5
<b>Adult Total</b>		<b>78</b>	<b>153</b>	<b>153</b>	<b>57</b>	<b>96</b>
<b><u>Juvenile</u></b>						
Abuse or Neglect	AN	7	15	15	3	12
Custody Visitation	CV	42	64	64	42	22
Felony	DF	4	11	11	0	11
Misdemeanor	DM	4	29	29	10	19
Foster Care Review	FC	5	6	6	6	-
Initial Foster Care	IF	0	1	1	1	-
Motion - Prot Order	MP	4	4	4	0	4
Permanency	PH	1	1	1	1	-
Show Cause	SC	0	1	1	0	1
Status	ST	2	4	4	0	4
Traffic	T	2	13	15	12	3
<b>Juvenile Total</b>		<b>71</b>	<b>149</b>	<b>151</b>	<b>75</b>	<b>76</b>
<b>Salem Totals</b>		<b>149</b>	<b>302</b>	<b>304</b>	<b>132</b>	<b>172</b>

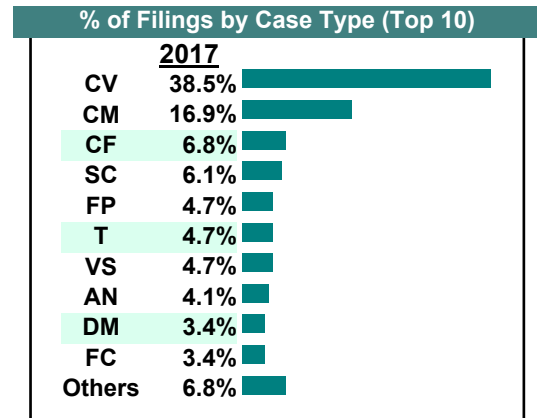
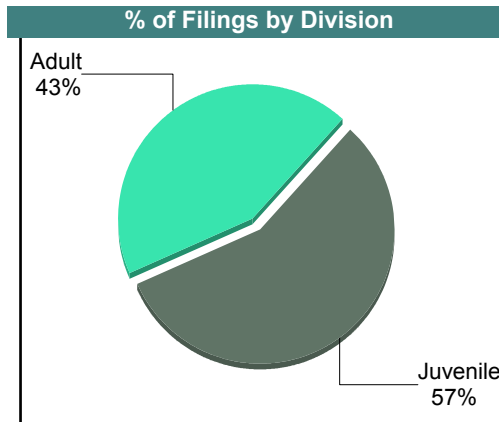



# CASELOAD STATISTICS OF THE JUVENILE & DOMESTIC RELATIONS COURTS

January 2017

**Salem**  
District: 23

		<u>Filings</u>	<u>Hearings</u>	<u>Transactions</u>	<u>Concluded</u>	<u>Cont</u>
<b>Adult</b>						
Bond Forfeiture	BF	2	2	2	1	1
Capias	CA	4	11	11	4	7
Felony	CF	10	20	20	9	11
Misdemeanor	CM	25	66	66	30	36
Family Abuse - Prot Order	FP	7	12	12	5	7
Show Cause	SC	9	18	18	5	13
Civil Support	VS	7	15	15	9	6
<b>Adult Total</b>		<b>64</b>	<b>144</b>	<b>144</b>	<b>63</b>	<b>81</b>
<b>Juvenile</b>						
Abuse or Neglect	AN	6	13	13	3	10
Custody Visitation	CV	57	123	123	59	64
Felony	DF	0	4	4	2	2
Misdemeanor	DM	5	26	26	13	13
Foster Care Review	FC	5	5	5	5	-
Initial Foster Care	IF	2	2	2	2	-
Motion - Prot Order	MP	2	2	2	1	1
Petition	PT	0	1	1	0	1
Status	ST	0	12	12	2	9
Traffic	T	7	15	15	7	8
<b>Juvenile Total</b>		<b>84</b>	<b>203</b>	<b>203</b>	<b>94</b>	<b>108</b>
<b>Salem Totals</b>		<b>148</b>	<b>347</b>	<b>347</b>	<b>157</b>	<b>189</b>



Filings by Court & Division

	<u>Roanoke</u>		<u>Roanoke County</u>		<u>Salem</u>		<u>Total</u>
<b>A</b>							
Adult Misdemeanor	1,719	67%	527	21%	309	12%	2,555
Show Cause	1,449	70%	498	24%	135	6%	2,082
Civil Support	1,000	55%	656	36%	149	8%	1,805
Family Abuse - Prot Ord	383	68%	123	22%	60	11%	566
Adult Felony	272	55%	149	30%	72	15%	493
Remand Support	111	82%	16	12%	9	7%	136
Capias	14	12%	89	79%	10	9%	113
Motion - Prot Order	23	43%	21	40%	9	17%	53
Violation of PO	18	67%	9	33%	-	0%	27
SL/Other	12	55%	6	27%	4	18%	22
Bond Forfeiture	6	67%	1	11%	2	22%	9
Non-Family Abuse Prot	1	13%	5	63%	2	25%	8
Other	1	25%	2	50%	1	25%	4
Protective Order	4	100%	-	0%	-	0%	4
Violation Fam Abuse PC	2	100%	-	0%	-	0%	2
Criminal Support	1	100%	-	0%	-	0%	1
<b>Total</b>	<b>5,016</b>	<b>64%</b>	<b>2,102</b>	<b>27%</b>	<b>762</b>	<b>10%</b>	<b>7,880</b>
<b>J</b>							
Custody Visitation	2,283	55%	1,353	33%	483	12%	4,119
Delinquency	535	51%	384	36%	137	13%	1,056
Traffic	190	35%	247	46%	102	19%	539
Permanency	285	75%	59	15%	38	10%	382
Abuse or Neglect	240	69%	69	20%	38	11%	347
Remand Custody	244	81%	41	14%	18	6%	303
Foster Care Review	190	71%	46	17%	30	11%	266
Remand Visitation	242	93%	1	0%	18	7%	261
Term Parental Rights	186	86%	16	7%	14	6%	216
Status Offense/Other	123	76%	23	14%	15	9%	161
Initial Foster Care	106	74%	22	15%	16	11%	144
Truancy	52	80%	12	18%	1	2%	65
Motion - Prot Order	17	38%	17	38%	11	24%	45
Entrustment	33	83%	7	18%	-	0%	40
Voluntary Continuing Se	15	52%	11	38%	3	10%	29
Capias	25	96%	1	4%	-	0%	26
Child in Need of Service	11	73%	3	20%	1	7%	15
Emancipation	15	100%	-	0%	-	0%	15
Paternity	4	29%	9	64%	1	7%	14
Show Cause	11	79%	3	21%	-	0%	14
Custody Relief	5	45%	6	55%	-	0%	11
Non-Family Abuse Prot	5	56%	3	33%	1	11%	9
Family Abuse - Prot Ord	6	100%	-	0%	-	0%	6
Child at Risk	1	100%	-	0%	-	0%	1
Protective Order	1	100%	-	0%	-	0%	1
Violation Fam Abuse PC	1	100%	-	0%	-	0%	1
<b>Total</b>	<b>4,826</b>	<b>60%</b>	<b>2,333</b>	<b>29%</b>	<b>927</b>	<b>11%</b>	<b>8,086</b>
<b>Total</b>	<b>9,842</b>	<b>62%</b>	<b>4,435</b>	<b>28%</b>	<b>1,689</b>	<b>11%</b>	<b>15,966</b>

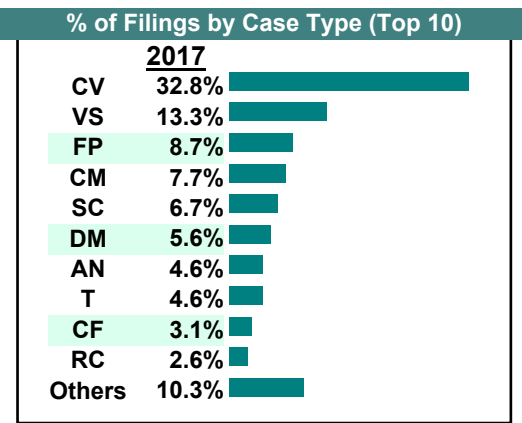
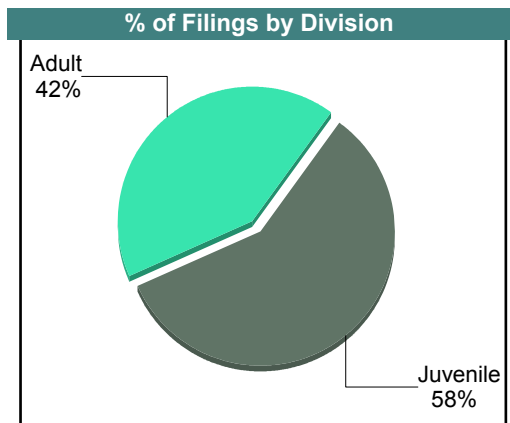

# CASELOAD STATISTICS OF THE JUVENILE & DOMESTIC RELATIONS COURTS

**Amherst**

District: 24

December 2017

		<u>Filings</u>	<u>Hearings</u>	<u>Transactions</u>	<u>Concluded</u>	<u>Cont</u>
<b><u>Adult</u></b>						
Capias	CA	2	9	9	5	4
Felony	CF	6	25	25	10	15
Misdemeanor	CM	15	63	63	30	33
Family Abuse - Prot Order	FP	14	32	32	14	18
Remand Support	RS	4	4	4	4	-
Show Cause	SC	13	56	56	24	32
SL/Other	SL	1	1	1	1	-
Civil Support	VS	26	33	33	19	14
<b>Adult Total</b>		<b>81</b>	<b>223</b>	<b>223</b>	<b>107</b>	<b>116</b>
<b><u>Juvenile</u></b>						
Abuse or Neglect	AN	9	17	17	5	12
Child in Need of Services	CS	0	2	2	1	1
Custody Visitation	CV	64	101	101	43	57
Felony	DF	0	17	17	0	17
Misdemeanor	DM	11	28	28	10	18
Emancipation	EP	1	1	1	1	-
Foster Care Review	FC	4	4	4	4	-
Family Abuse - Prot Order	FP	3	6	6	3	3
Initial Foster Care	IF	1	1	1	1	-
Petition	PT	3	3	3	2	1
Remand Custody	RC	5	5	5	5	-
Child at Risk	RI	0	1	1	1	-
Remand Visitation	RV	3	3	3	3	-
Status	ST	0	4	4	0	4
Traffic	T	9	10	11	8	3
Term Parental Rights	TP	1	1	1	0	1
Truancy	TR	0	3	3	1	2
<b>Juvenile Total</b>		<b>114</b>	<b>207</b>	<b>208</b>	<b>88</b>	<b>119</b>
<b>Amherst Totals</b>		<b>195</b>	<b>430</b>	<b>431</b>	<b>195</b>	<b>235</b>



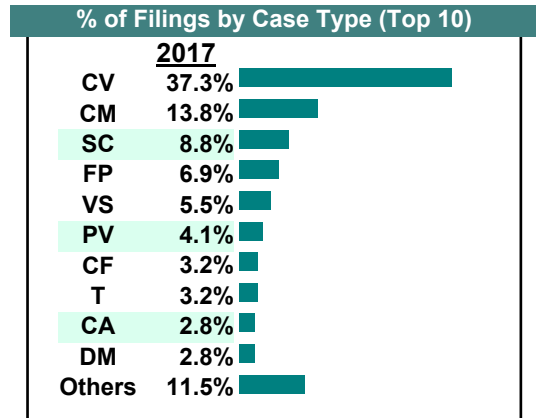
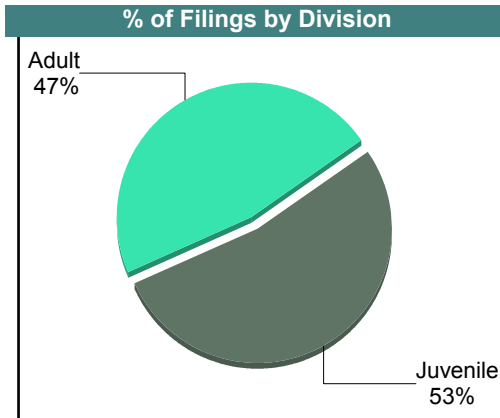

# CASELOAD STATISTICS OF THE JUVENILE & DOMESTIC RELATIONS COURTS

**Amherst**

District: 24

November 2017

		<u>Filings</u>	<u>Hearings</u>	<u>Transactions</u>	<u>Concluded</u>	<u>Cont</u>
<b>Adult</b>						
Non-Family Abuse Prot Order	AP	0	1	1	1	-
Capias	CA	6	14	14	6	8
Felony	CF	7	42	42	9	33
Misdemeanor	CM	30	72	72	33	39
Family Abuse - Prot Order	FP	14	32	32	16	16
Motion - Prot Order	MP	4	4	4	4	-
Other	OT	1	1	1	1	-
Violation of PO	PV	9	9	9	9	-
Show Cause	SC	19	64	64	32	32
Civil Support	VS	12	19	19	11	8
<b>Adult Total</b>		<b>102</b>	<b>258</b>	<b>258</b>	<b>122</b>	<b>136</b>
<b>Juvenile</b>						
Abuse or Neglect	AN	3	6	6	4	2
Non-Family Abuse Prot Order	AP	0	2	2	1	1
Custody Visitation	CV	81	122	122	69	53
Felony	DF	2	94	94	7	87
Misdemeanor	DM	6	68	68	26	42
Foster Care Review	FC	3	4	4	2	2
Family Abuse - Prot Order	FP	1	2	2	2	-
Initial Foster Care	IF	1	1	1	1	-
Permanency	PH	2	2	2	2	-
Petition	PT	3	3	3	3	-
Status	ST	6	9	9	4	5
Traffic	T	7	11	13	7	6
Truancy	TR	0	4	4	1	3
<b>Juvenile Total</b>		<b>115</b>	<b>328</b>	<b>330</b>	<b>129</b>	<b>201</b>
<b>Amherst Totals</b>		<b>217</b>	<b>586</b>	<b>588</b>	<b>251</b>	<b>337</b>



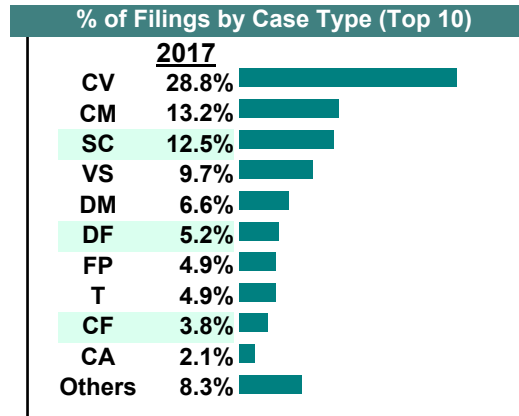
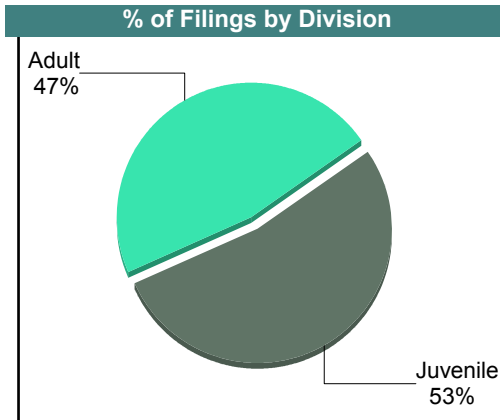
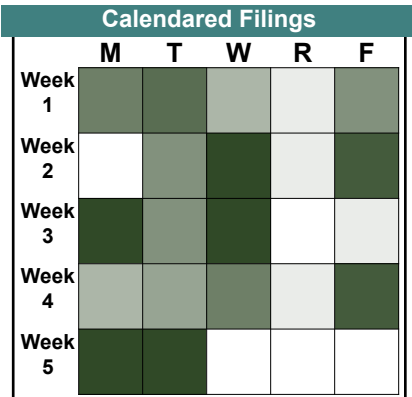
# CASELOAD STATISTICS OF THE JUVENILE & DOMESTIC RELATIONS COURTS

October 2017

Amherst

District: 24

		<u>Filings</u>	<u>Hearings</u>	<u>Transactions</u>	<u>Concluded</u>	<u>Cont</u>
<b>Adult</b>						
Non-Family Abuse Prot Order	AP	2	3	3	2	1
Capias	CA	6	16	16	5	11
Felony	CF	11	37	37	13	24
Misdemeanor	CM	38	80	80	26	54
Family Abuse - Prot Order	FP	14	27	27	9	18
Show Cause	SC	36	89	89	24	65
Civil Support	VS	28	43	43	25	18
<b>Adult Total</b>		<b>135</b>	<b>295</b>	<b>295</b>	<b>104</b>	<b>191</b>
<b>Juvenile</b>						
Abuse or Neglect	AN	1	12	12	3	9
Non-Family Abuse Prot Order	AP	1	1	1	0	1
Child in Need of Services	CS	0	3	3	1	2
Custody Visitation	CV	83	133	133	65	68
Felony	DF	15	91	91	1	90
Misdemeanor	DM	19	81	81	10	71
Entrustment	ET	2	2	2	2	-
Foster Care Review	FC	2	2	2	2	-
Permanency	PH	3	3	3	3	-
Petition	PT	3	3	3	1	2
Violation of PO	PV	1	1	1	0	1
Child at Risk	RI	0	1	1	0	1
Status	ST	5	10	10	1	9
Traffic	T	14	15	18	15	3
Term Parental Rights	TP	4	6	6	5	1
Truancy	TR	0	9	9	5	4
<b>Juvenile Total</b>		<b>153</b>	<b>373</b>	<b>376</b>	<b>114</b>	<b>262</b>
<b>Amherst Totals</b>		<b>288</b>	<b>668</b>	<b>671</b>	<b>218</b>	<b>453</b>





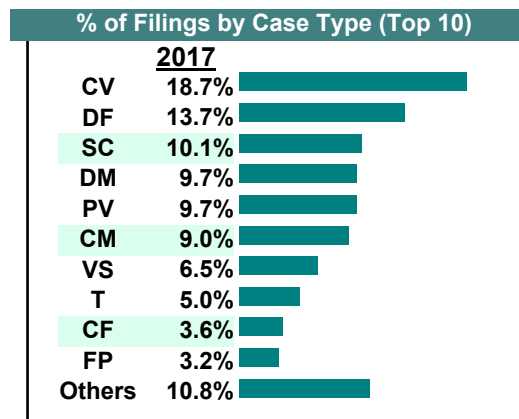
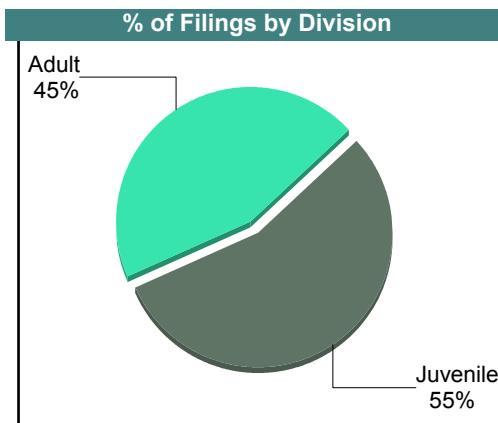
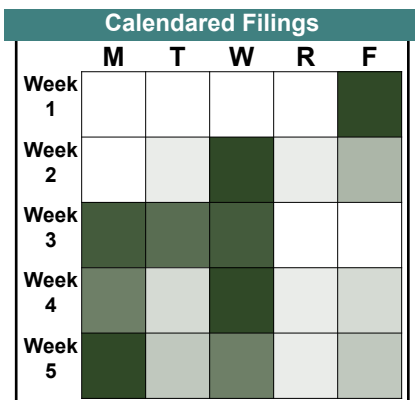
**CASELOAD STATISTICS OF THE JUVENILE & DOMESTIC RELATIONS COURTS**

September 2017

**Amherst**

District: 24

		<u>Filings</u>	<u>Hearings</u>	<u>Transactions</u>	<u>Concluded</u>	<u>Cont</u>
<b>Adult</b>						
Non-Family Abuse Prot Order	AP	3	6	6	2	4
Capias	CA	4	9	9	3	6
Felony	CF	10	25	25	1	24
Misdemeanor	CM	25	84	84	50	34
Family Abuse - Prot Order	FP	8	15	15	8	7
Motion - Prot Order	MP	1	1	1	1	-
Violation of PO	PV	27	27	27	27	-
Show Cause	SC	28	55	55	17	38
Civil Support	VS	18	34	34	29	5
<b>Adult Total</b>		<b>124</b>	<b>256</b>	<b>256</b>	<b>138</b>	<b>118</b>
<b>Juvenile</b>						
Abuse or Neglect	AN	8	42	42	13	29
Non-Family Abuse Prot Order	AP	1	3	3	2	1
Child in Need of Services	CS	0	2	2	1	1
Custody Visitation	CV	52	128	128	101	27
Felony	DF	38	69	69	3	66
Misdemeanor	DM	27	60	60	16	44
Entrustment	ET	1	1	1	1	-
Foster Care Review	FC	2	2	2	2	-
Family Abuse - Prot Order	FP	1	2	2	1	1
Motion - Prot Order	MP	1	1	1	1	-
Permanency	PH	3	3	3	3	-
Petition	PT	0	1	1	1	-
Remand Custody	RC	1	1	1	1	-
Child at Risk	RI	1	7	7	6	1
Status	ST	4	5	5	0	5
Traffic	T	14	19	22	17	5
Truancy	TR	0	4	4	2	2
<b>Juvenile Total</b>		<b>154</b>	<b>350</b>	<b>353</b>	<b>171</b>	<b>182</b>
<b>Amherst Totals</b>		<b>278</b>	<b>606</b>	<b>609</b>	<b>309</b>	<b>300</b>



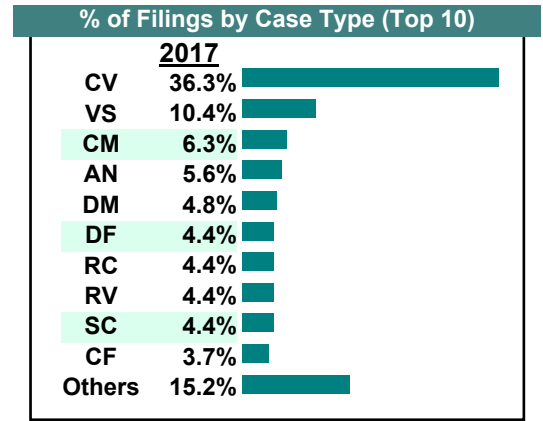
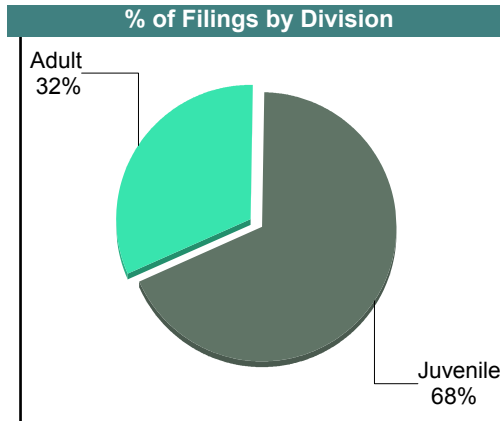

CASELOAD STATISTICS OF THE JUVENILE & DOMESTIC RELATIONS COURTS

Amherst

District: 24

August 2017

		<u>Filings</u>	<u>Hearings</u>	<u>Transactions</u>	<u>Concluded</u>	<u>Cont</u>
<b>Adult</b>						
Capias	CA	3	7	7	3	4
Felony	CF	10	35	35	10	25
Misdemeanor	CM	17	46	46	17	29
Family Abuse - Prot Order	FP	4	14	14	7	7
Motion - Prot Order	MP	2	2	2	2	-
Violation of PO	PV	2	2	2	2	-
Remand Support	RS	8	8	8	8	-
Show Cause	SC	12	55	55	27	28
Civil Support	VS	28	41	41	32	9
<b>Adult Total</b>		<b>86</b>	<b>210</b>	<b>210</b>	<b>108</b>	<b>102</b>
<b>Juvenile</b>						
Abuse or Neglect	AN	15	31	31	12	19
Non-Family Abuse Prot Order	AP	1	2	2	0	2
Child in Need of Services	CS	1	2	2	0	2
Custody Visitation	CV	98	156	156	108	48
Felony	DF	12	21	21	4	17
Misdemeanor	DM	13	29	29	7	22
Foster Care Review	FC	1	1	1	1	-
Family Abuse - Prot Order	FP	1	1	1	0	1
Initial Foster Care	IF	1	1	1	1	-
Petition	PT	4	4	4	4	-
Remand Custody	RC	12	12	12	12	-
Child at Risk	RI	1	2	2	0	2
Remand Visitation	RV	12	12	12	12	-
Status	ST	1	2	2	1	1
Traffic	T	10	12	13	8	5
Term Parental Rights	TP	1	1	1	1	-
Truancy	TR	0	3	3	0	3
<b>Juvenile Total</b>		<b>184</b>	<b>292</b>	<b>293</b>	<b>171</b>	<b>122</b>
<b>Amherst Totals</b>		<b>270</b>	<b>502</b>	<b>503</b>	<b>279</b>	<b>224</b>



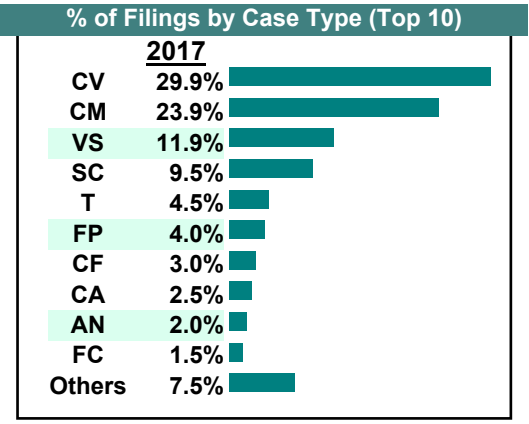
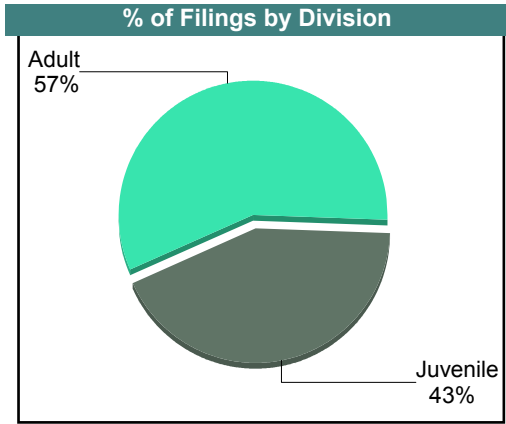
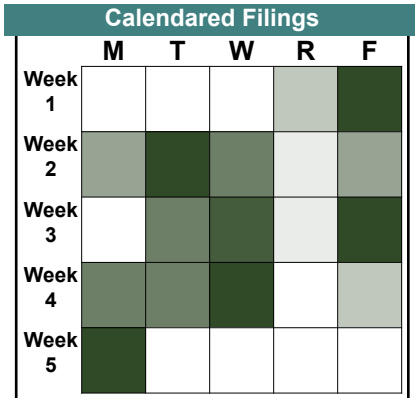
# CASELOAD STATISTICS OF THE JUVENILE & DOMESTIC RELATIONS COURTS

July 2017

**Amherst**

District: 24

		<u>Filings</u>	<u>Hearings</u>	<u>Transactions</u>	<u>Concluded</u>	<u>Cont</u>
<b><u>Adult</u></b>						
Capias	CA	5	15	15	5	10
Felony	CF	6	15	15	3	12
Misdemeanor	CM	48	77	77	16	61
Family Abuse - Prot Order	FP	8	16	16	9	7
Motion - Prot Order	MP	3	3	3	3	-
Show Cause	SC	19	97	97	53	44
SL/Other	SL	2	2	2	2	-
Civil Support	VS	24	33	33	22	11
<b>Adult Total</b>		<b>115</b>	<b>258</b>	<b>258</b>	<b>113</b>	<b>145</b>
<b><u>Juvenile</u></b>						
Abuse or Neglect	AN	4	16	16	4	12
Child in Need of Services	CS	0	3	3	1	2
Custody Visitation	CV	60	85	85	52	33
Felony	DF	0	2	2	0	2
Misdemeanor	DM	2	10	10	5	5
Foster Care Review	FC	3	3	3	3	-
Permanency	PH	3	3	3	3	-
Petition	PT	1	1	1	1	-
Remand Custody	RC	1	1	1	1	-
Remand Visitation	RV	1	1	1	1	-
Traffic	T	9	15	21	19	2
Term Parental Rights	TP	1	1	1	0	1
Truancy	TR	1	3	3	1	2
<b>Juvenile Total</b>		<b>86</b>	<b>144</b>	<b>150</b>	<b>91</b>	<b>59</b>
<b>Amherst Totals</b>		<b>201</b>	<b>402</b>	<b>408</b>	<b>204</b>	<b>204</b>



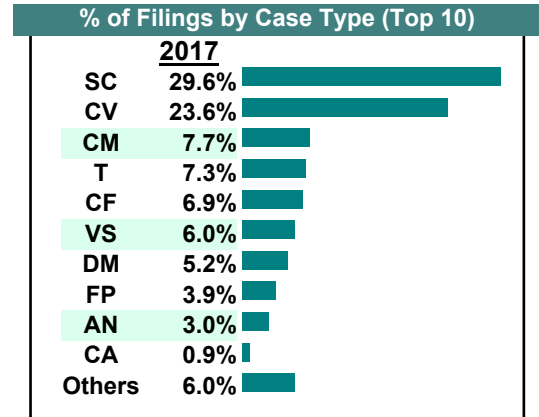
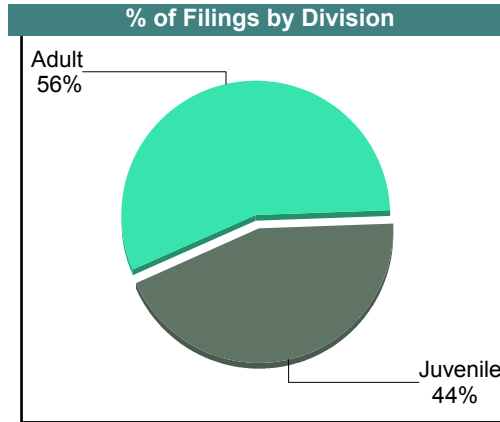
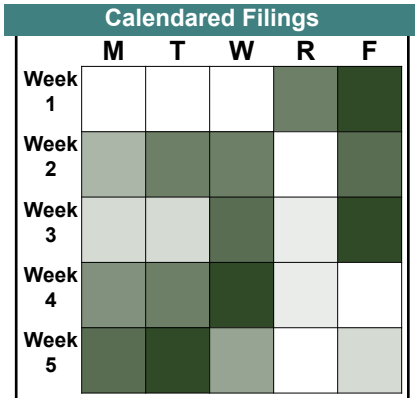
# CASELOAD STATISTICS OF THE JUVENILE & DOMESTIC RELATIONS COURTS

June 2017

Amherst

District: 24

		Filings	Hearings	Transactions	Concluded	Cont
<b>Adult</b>						
Capias	CA	2	13	13	7	6
Felony	CF	16	32	32	11	21
Misdemeanor	CM	18	54	54	27	27
Family Abuse - Prot Order	FP	9	26	26	13	13
Motion - Prot Order	MP	2	2	2	2	-
Violation of PO	PV	1	1	1	1	-
Show Cause	SC	69	156	156	87	69
Civil Support	VS	14	26	26	15	11
<b>Adult Total</b>		<b>131</b>	<b>310</b>	<b>310</b>	<b>163</b>	<b>147</b>
<b>Juvenile</b>						
Abuse or Neglect	AN	7	31	31	4	27
Child in Need of Services	CS	2	7	7	3	4
Custody Visitation	CV	55	107	107	51	56
Felony	DF	0	2	2	0	2
Misdemeanor	DM	12	29	29	10	19
Entrustment	ET	2	2	2	2	-
Foster Care Review	FC	1	1	1	1	-
Initial Foster Care	IF	1	1	1	1	-
Permanency	PH	1	1	1	1	-
Child at Risk	RI	2	11	11	6	5
Status	ST	0	1	1	1	-
Traffic	T	17	14	20	12	8
Truancy	TR	2	8	8	3	5
<b>Juvenile Total</b>		<b>102</b>	<b>215</b>	<b>221</b>	<b>95</b>	<b>126</b>
<b>Amherst Totals</b>		<b>233</b>	<b>525</b>	<b>531</b>	<b>258</b>	<b>273</b>



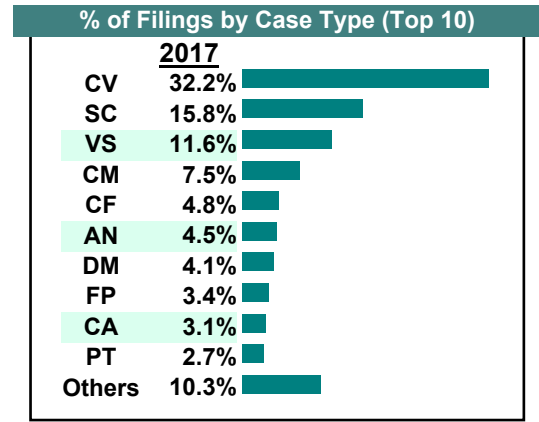
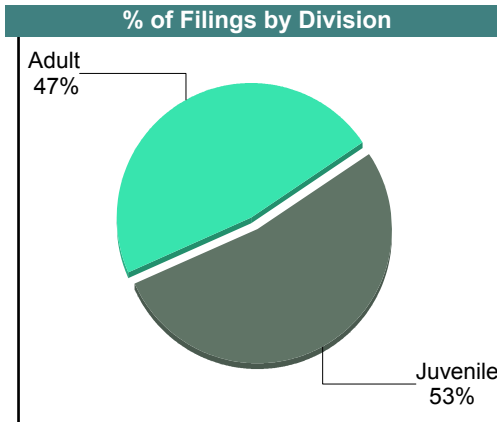

# CASELOAD STATISTICS OF THE JUVENILE & DOMESTIC RELATIONS COURTS

May 2017

**Amherst**

District: 24

		<u>Filings</u>	<u>Hearings</u>	<u>Transactions</u>	<u>Concluded</u>	<u>Cont</u>
<b><u>Adult</u></b>						
Capias	CA	9	20	20	4	16
Felony	CF	14	36	36	10	26
Misdemeanor	CM	22	73	73	28	45
Family Abuse - Prot Order	FP	10	23	23	10	13
Motion - Prot Order	MP	1	1	1	1	-
Violation of PO	PV	2	2	2	2	-
Show Cause	SC	46	112	112	41	71
Civil Support	VS	34	61	61	39	22
<b>Adult Total</b>		<b>138</b>	<b>328</b>	<b>328</b>	<b>135</b>	<b>193</b>
<b><u>Juvenile</u></b>						
Abuse or Neglect	AN	13	37	37	1	36
Non-Family Abuse Prot Order	AP	1	2	2	1	1
Child in Need of Services	CS	0	2	2	0	2
Custody Visitation	CV	94	159	159	83	76
Felony	DF	2	5	5	0	5
Misdemeanor	DM	12	27	27	7	20
Foster Care Review	FC	5	7	7	7	-
Permanency	PH	3	5	5	5	-
Petition	PT	8	8	8	7	1
Child at Risk	RI	6	20	20	3	17
Status	ST	1	2	2	1	1
Traffic	T	5	7	9	3	6
Term Parental Rights	TP	0	2	2	2	-
Truancy	TR	4	7	7	1	6
<b>Juvenile Total</b>		<b>154</b>	<b>290</b>	<b>292</b>	<b>121</b>	<b>171</b>
<b>Amherst Totals</b>		<b>292</b>	<b>618</b>	<b>620</b>	<b>256</b>	<b>364</b>



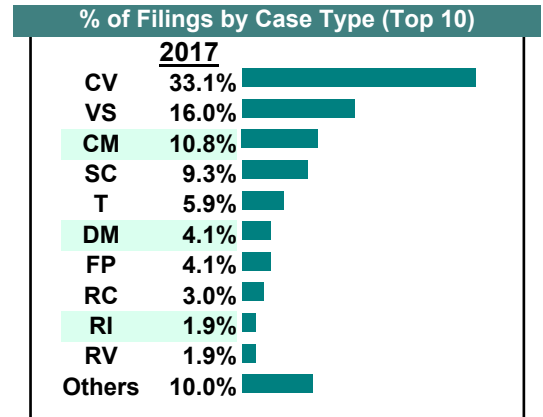
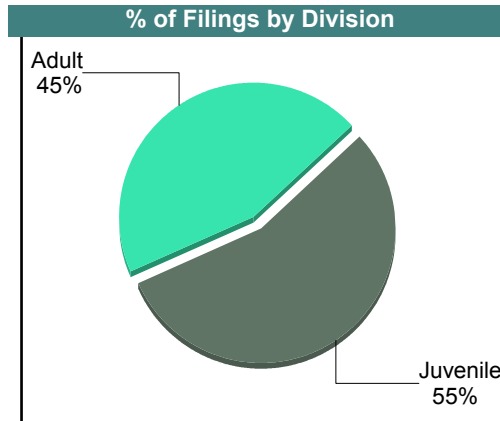
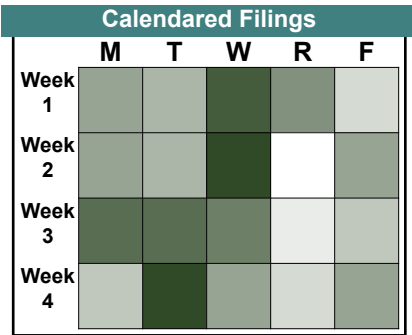
CASELOAD STATISTICS OF THE JUVENILE & DOMESTIC RELATIONS COURTS

Amherst

District: 24

April 2017

		<u>Filings</u>	<u>Hearings</u>	<u>Transactions</u>	<u>Concluded</u>	<u>Cont</u>
<b>Adult</b>						
Capias	CA	4	9	9	4	5
Felony	CF	4	9	9	3	6
Misdemeanor	CM	29	59	59	14	45
Family Abuse - Prot Order	FP	11	27	27	12	15
Remand Support	RS	3	3	3	3	-
Show Cause	SC	25	105	105	27	78
SL/Other	SL	1	1	1	1	-
Civil Support	VS	43	56	56	34	22
<b>Adult Total</b>		<b>120</b>	<b>269</b>	<b>269</b>	<b>98</b>	<b>171</b>
<b>Juvenile</b>						
Abuse or Neglect	AN	2	4	4	0	4
Non-Family Abuse Prot Order	AP	1	1	1	1	-
Child in Need of Services	CS	0	2	2	1	1
Custody Visitation	CV	89	121	121	82	39
Felony	DF	0	3	3	1	2
Misdemeanor	DM	11	27	27	15	12
Foster Care Review	FC	1	1	1	1	-
Permanency	PH	4	4	4	4	-
Petition	PT	2	3	3	3	-
Remand Custody	RC	8	8	8	8	-
Child at Risk	RI	5	8	8	1	7
Remand Visitation	RV	5	5	5	5	-
Status	ST	0	2	2	1	1
Traffic	T	16	12	18	16	2
Term Parental Rights	TP	1	1	1	1	-
Truancy	TR	4	10	10	3	7
<b>Juvenile Total</b>		<b>149</b>	<b>212</b>	<b>218</b>	<b>143</b>	<b>75</b>
<b>Amherst Totals</b>		<b>269</b>	<b>481</b>	<b>487</b>	<b>241</b>	<b>246</b>



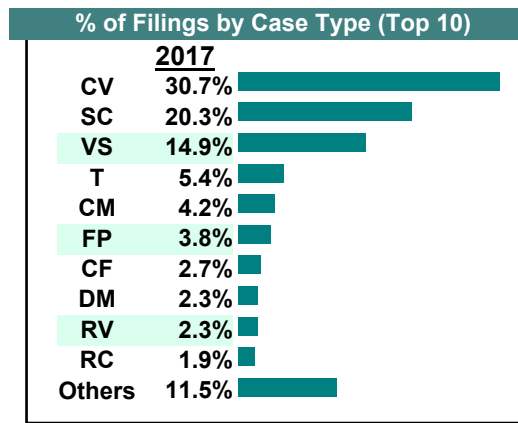
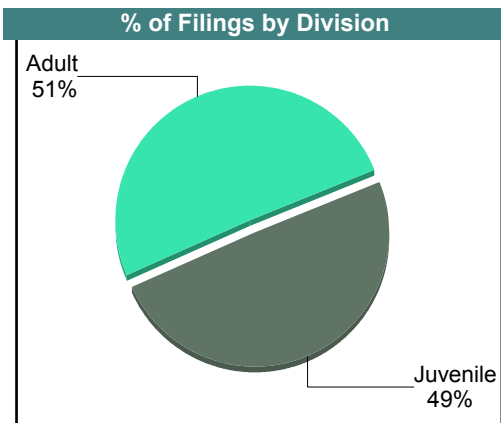

CASELOAD STATISTICS OF THE JUVENILE & DOMESTIC RELATIONS COURTS

March 2017

Amherst

District: 24

		Filings	Hearings	Transactions	Concluded	Cont
<b>Adult</b>						
Non-Family Abuse Prot Order	AP	1	2	2	1	1
Capias	CA	3	9	9	2	7
Felony	CF	7	39	39	18	21
Misdemeanor	CM	11	68	68	28	40
Family Abuse - Prot Order	FP	10	16	16	5	11
Motion - Prot Order	MP	4	4	4	4	-
Remand Support	RS	4	4	4	4	-
Show Cause	SC	53	116	116	27	89
Civil Support	VS	39	61	61	40	21
<b>Adult Total</b>		<b>132</b>	<b>319</b>	<b>319</b>	<b>129</b>	<b>190</b>
<b>Juvenile</b>						
Abuse or Neglect	AN	0	8	8	6	2
Child in Need of Services	CS	2	7	7	2	5
Custody Visitation	CV	80	131	131	75	56
Felony	DF	0	2	2	1	1
Misdemeanor	DM	6	21	21	7	14
Foster Care Review	FC	2	2	2	2	-
Initial Foster Care	IF	4	4	4	4	-
Permanency	PH	3	7	7	5	2
Petition	PT	2	7	7	7	-
Remand Custody	RC	5	5	5	5	-
Child at Risk	RI	1	4	4	2	2
Remand Visitation	RV	6	6	6	6	-
Status	ST	1	4	4	3	1
Traffic	T	14	18	22	13	9
Term Parental Rights	TP	1	1	1	0	1
Truancy	TR	2	5	5	0	5
<b>Juvenile Total</b>		<b>129</b>	<b>232</b>	<b>236</b>	<b>138</b>	<b>98</b>
<b>Amherst Totals</b>		<b>261</b>	<b>551</b>	<b>555</b>	<b>267</b>	<b>288</b>



# CASELOAD STATISTICS OF THE JUVENILE & DOMESTIC RELATIONS COURTS

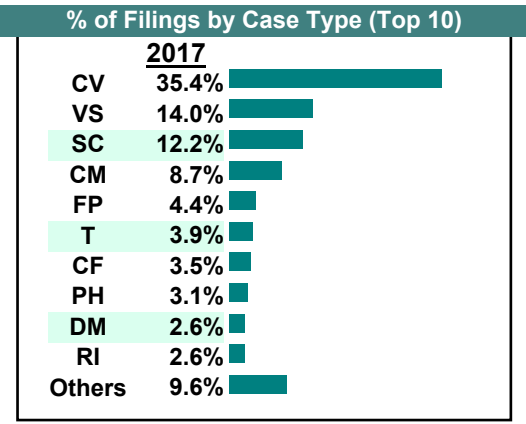
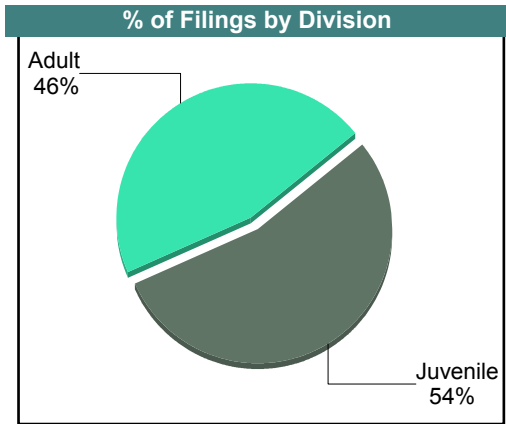
February 2017

**Amherst**

District: 24

		<u>Filings</u>	<u>Hearings</u>	<u>Transactions</u>	<u>Concluded</u>	<u>Cont</u>
<b><u>Adult</u></b>						
Capias	CA	2	6	6	2	4
Felony	CF	8	21	21	4	17
Misdemeanor	CM	20	57	57	16	41
Family Abuse - Prot Order	FP	10	27	27	14	13
Motion - Prot Order	MP	4	4	4	4	-
Violation of PO	PV	1	1	1	1	-
Show Cause	SC	28	88	88	33	55
Civil Support	VS	32	51	51	32	19
<b>Adult Total</b>		<b>105</b>	<b>255</b>	<b>255</b>	<b>106</b>	<b>149</b>
<b><u>Juvenile</u></b>						
Abuse or Neglect	AN	5	22	22	9	13
Non-Family Abuse Prot Order	AP	1	1	1	1	-
Child in Need of Services	CS	1	2	2	0	2
Custody Visitation	CV	81	140	140	90	50
Felony	DF	0	7	7	5	2
Misdemeanor	DM	6	24	24	10	14
Emancipation	EP	2	2	2	2	-
Foster Care Review	FC	1	3	3	1	2
Permanency	PH	7	7	7	5	2
Petition	PT	1	1	1	1	-
Child at Risk	RI	6	12	12	6	6
Status	ST	1	1	1	1	-
Traffic	T	9	6	9	7	2
Truancy	TR	3	5	5	0	5
<b>Juvenile Total</b>		<b>124</b>	<b>233</b>	<b>236</b>	<b>138</b>	<b>98</b>
<b>Amherst Totals</b>		<b>229</b>	<b>488</b>	<b>491</b>	<b>244</b>	<b>247</b>

Calendared Filings					
	M	T	W	R	F
Week 1					
Week 2					
Week 3					
Week 4					
Week 5					





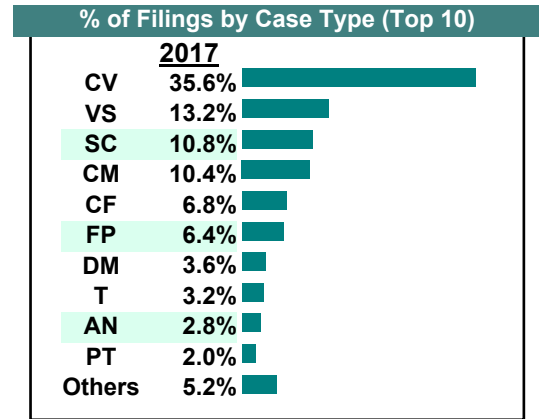
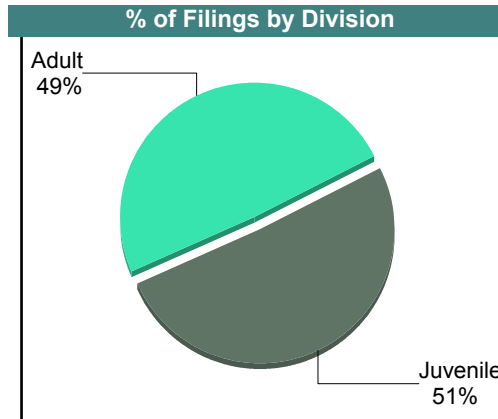
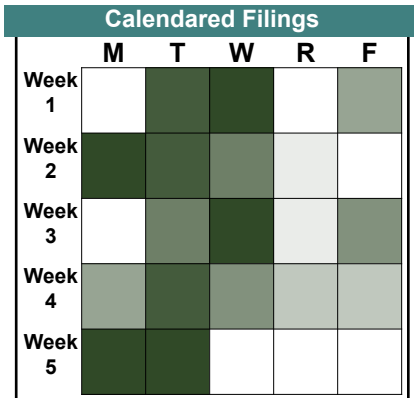
# CASELOAD STATISTICS OF THE JUVENILE & DOMESTIC RELATIONS COURTS

January 2017

**Amherst**

District: 24

		<u>Filings</u>	<u>Hearings</u>	<u>Transactions</u>	<u>Concluded</u>	<u>Cont</u>
<b><u>Adult</u></b>						
Capias	CA	3	18	18	10	8
Felony	CF	17	40	40	10	30
Misdemeanor	CM	26	59	59	18	41
Family Abuse - Prot Order	FP	16	30	30	10	20
Violation of PO	PV	1	1	1	1	-
Show Cause	SC	27	105	105	30	75
SL/Other	SL	0	1	1	1	-
Civil Support	VS	33	56	56	36	20
<b>Adult Total</b>		<b>123</b>	<b>310</b>	<b>310</b>	<b>116</b>	<b>194</b>
<b><u>Juvenile</u></b>						
Abuse or Neglect	AN	7	22	22	7	15
Child in Need of Services	CS	0	1	1	0	1
Custody Visitation	CV	89	133	133	87	46
Felony	DF	1	15	15	2	13
Misdemeanor	DM	9	28	28	9	19
Foster Care Review	FC	1	1	1	1	-
Initial Foster Care	IF	2	2	2	2	-
Petition	PT	5	7	7	5	2
Child at Risk	RI	0	4	4	2	2
Status	ST	5	9	9	0	9
Traffic	T	8	22	24	16	8
Truancy	TR	0	3	3	1	2
<b>Juvenile Total</b>		<b>127</b>	<b>247</b>	<b>249</b>	<b>132</b>	<b>117</b>
<b>Amherst Totals</b>		<b>250</b>	<b>557</b>	<b>559</b>	<b>248</b>	<b>311</b>



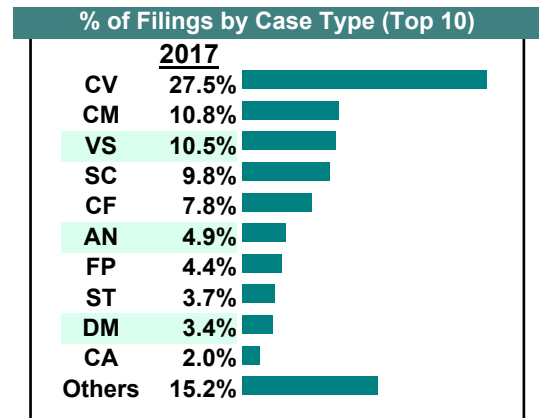
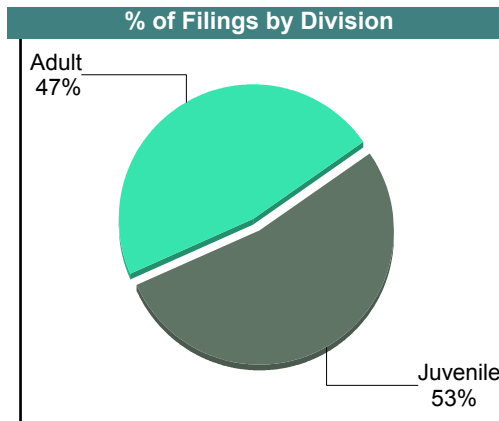

CASELOAD STATISTICS OF THE JUVENILE & DOMESTIC RELATIONS COURTS

Bedford

District: 24

December 2017

		Filings	Hearings	Transactions	Concluded	Cont
<b>Adult</b>						
Non-Family Abuse Prot Order	AP	1	3	3	1	2
Capias	CA	8	24	24	10	14
Felony	CF	32	59	59	39	20
Misdemeanor	CM	44	102	102	33	69
Family Abuse - Prot Order	FP	18	46	46	20	26
Motion - Prot Order	MP	2	2	2	2	-
Other	OT	2	2	2	2	-
Protective Order	PC	1	1	1	0	1
Remand Support	RS	1	1	1	1	-
Show Cause	SC	39	118	118	48	70
Civil Support	VS	43	79	79	56	23
<b>Adult Total</b>		<b>191</b>	<b>437</b>	<b>437</b>	<b>212</b>	<b>225</b>
<b>Juvenile</b>						
Abuse or Neglect	AN	20	51	51	10	41
Non-Family Abuse Prot Order	AP	0	2	2	2	-
Child in Need of Services	CS	1	24	24	13	11
Custody Visitation	CV	112	279	279	142	137
Felony	DF	3	13	13	4	9
Misdemeanor	DM	14	45	45	17	28
Foster Care Review	FC	7	7	7	7	-
Family Abuse - Prot Order	FP	0	1	1	1	-
Initial Foster Care	IF	7	7	7	7	-
Motion - Prot Order	MP	4	4	4	4	-
Permanency	PH	4	4	4	4	-
Petition	PT	2	6	6	4	2
Remand Custody	RC	3	3	3	3	-
Remand Visitation	RV	5	5	5	5	-
Show Cause	SC	1	1	1	1	-
Status	ST	15	43	43	16	27
Traffic	T	7	10	11	7	4
Term Parental Rights	TP	4	4	4	4	-
Truancy	TR	8	23	23	6	17
<b>Juvenile Total</b>		<b>217</b>	<b>532</b>	<b>533</b>	<b>257</b>	<b>276</b>
<b>Bedford Totals</b>		<b>408</b>	<b>969</b>	<b>970</b>	<b>469</b>	<b>501</b>



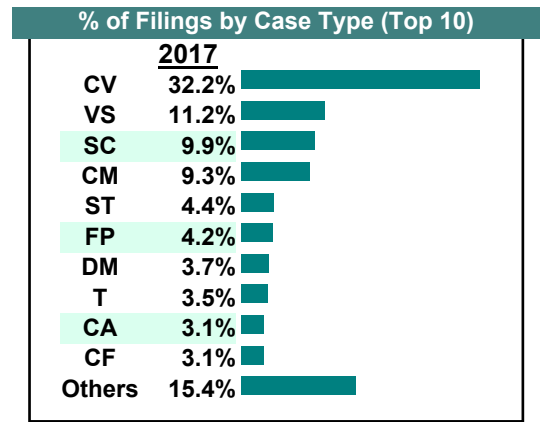
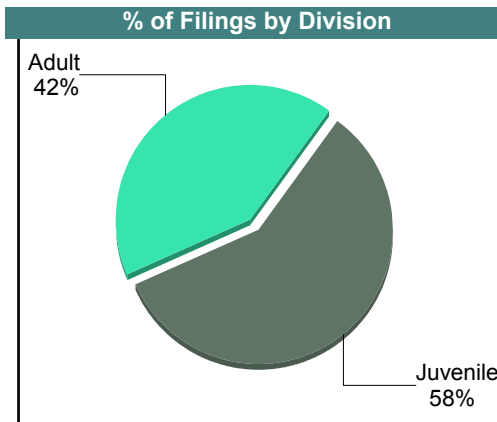

**CASELOAD STATISTICS OF THE JUVENILE & DOMESTIC RELATIONS COURTS**

November 2017

**Bedford**

District: 24

		<u>Filings</u>	<u>Hearings</u>	<u>Transactions</u>	<u>Concluded</u>	<u>Cont</u>
<b><u>Adult</u></b>						
Non-Family Abuse Prot Order	AP	0	2	2	1	1
Bond Forfeiture	BF	1	1	1	1	-
Capias	CA	14	29	29	14	15
Felony	CF	14	81	81	50	31
Misdemeanor	CM	42	138	138	54	84
Family Abuse - Prot Order	FP	18	37	37	19	18
Other	OT	1	1	1	1	-
Violation of PO	PV	1	1	1	1	-
Remand Support	RS	1	1	1	1	-
Show Cause	SC	45	100	100	48	52
SL/Other	SL	1	1	1	1	-
Civil Support	VS	51	93	93	49	44
<b>Adult Total</b>		<b>189</b>	<b>485</b>	<b>485</b>	<b>240</b>	<b>245</b>
<b><u>Juvenile</u></b>						
Abuse or Neglect	AN	11	35	35	16	19
Non-Family Abuse Prot Order	AP	2	3	3	0	3
Custody Relief	CR	2	2	2	2	-
Child in Need of Services	CS	12	27	27	5	22
Custody Visitation	CV	146	286	286	125	161
Felony	DF	1	10	10	3	7
Misdemeanor	DM	17	60	60	17	43
Entrustment	ET	3	3	3	3	-
Foster Care Review	FC	10	10	10	10	-
Family Abuse - Prot Order	FP	1	2	2	1	1
Initial Foster Care	IF	2	2	2	2	-
Motion - Prot Order	MP	1	1	1	1	-
Permanency	PH	3	3	3	3	-
Petition	PT	3	5	5	3	2
Remand Custody	RC	1	1	1	1	-
Remand Visitation	RV	2	2	2	2	-
Status	ST	20	38	38	11	27
Traffic	T	16	22	24	14	10
Term Parental Rights	TP	2	4	4	4	-
Truancy	TR	7	28	28	12	16
Voluntary Continuing Services Agreement	VA	3	3	3	3	-
<b>Juvenile Total</b>		<b>265</b>	<b>547</b>	<b>549</b>	<b>238</b>	<b>311</b>
<b>Bedford Totals</b>		<b>454</b>	<b>1,032</b>	<b>1,034</b>	<b>478</b>	<b>556</b>



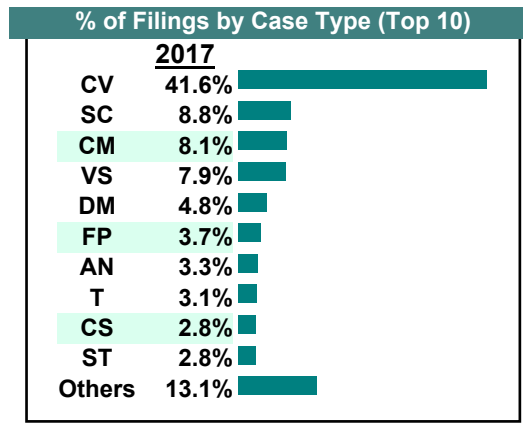
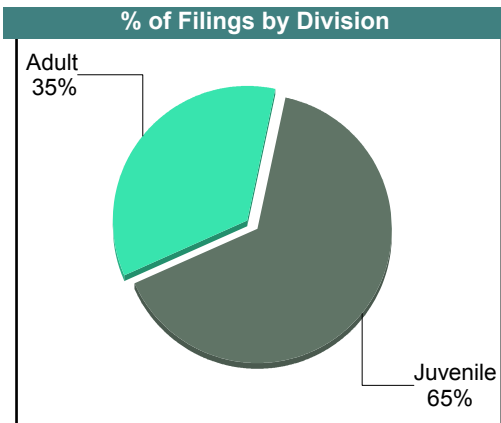
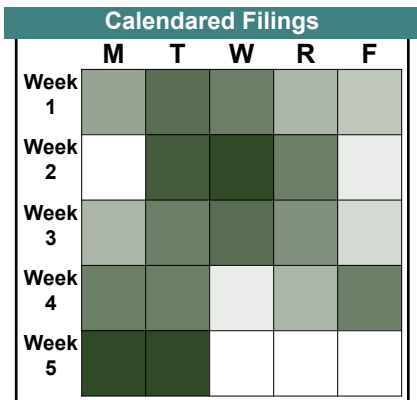
CASELOAD STATISTICS OF THE JUVENILE & DOMESTIC RELATIONS COURTS

October 2017

Bedford

District: 24

		Filings	Hearings	Transactions	Concluded	Cont
<b>Adult</b>						
Non-Family Abuse Prot Order	AP	1	4	4	1	3
Capias	CA	9	17	17	10	7
Felony	CF	12	92	92	25	67
Misdemeanor	CM	37	119	119	49	70
Family Abuse - Prot Order	FP	16	40	40	17	23
Motion - Prot Order	MP	2	2	2	2	-
Violation of PO	PV	2	2	2	2	-
Remand Support	RS	1	1	1	1	-
Show Cause	SC	40	104	104	40	64
SL/Other	SL	4	4	4	4	-
Civil Support	VS	36	70	70	35	35
<b>Adult Total</b>		<b>160</b>	<b>455</b>	<b>455</b>	<b>186</b>	<b>269</b>
<b>Juvenile</b>						
Abuse or Neglect	AN	15	44	44	9	35
Non-Family Abuse Prot Order	AP	0	3	3	3	-
Custody Relief	CR	1	1	1	1	-
Child in Need of Services	CS	13	39	39	10	29
Custody Visitation	CV	190	397	397	216	181
Felony	DF	0	17	17	1	16
Misdemeanor	DM	22	61	61	17	44
Foster Care Review	FC	5	5	5	5	-
Family Abuse - Prot Order	FP	1	1	1	0	1
Initial Foster Care	IF	9	9	9	9	-
Permanency	PH	3	3	3	3	-
Petition	PT	0	2	2	1	1
Remand Custody	RC	4	4	4	4	-
Remand Visitation	RV	4	4	4	4	-
Show Cause	SC	0	3	3	1	2
Status	ST	13	41	41	13	28
Traffic	T	14	15	16	8	8
Truancy	TR	2	39	39	16	23
Voluntary Continuing Services Agreement	VA	1	1	1	1	-
<b>Juvenile Total</b>		<b>297</b>	<b>689</b>	<b>690</b>	<b>322</b>	<b>368</b>
<b>Bedford Totals</b>		<b>457</b>	<b>1,144</b>	<b>1,145</b>	<b>508</b>	<b>637</b>



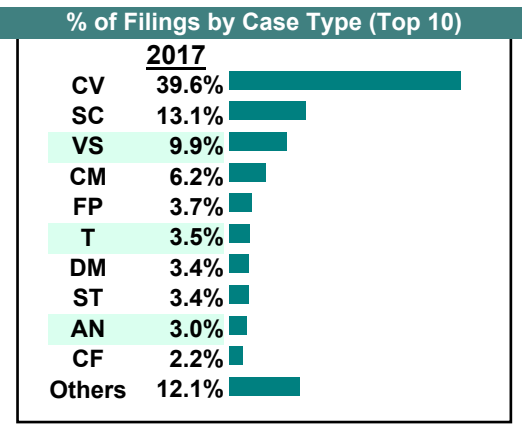
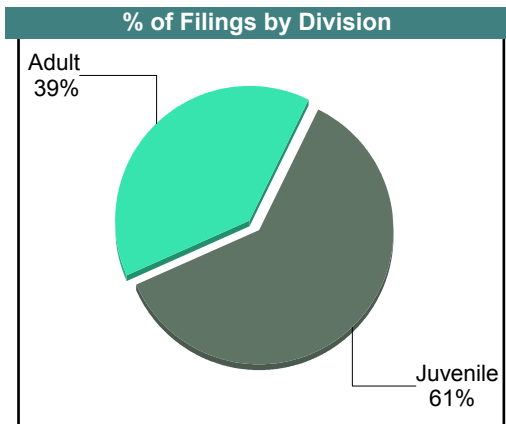

CASELOAD STATISTICS OF THE JUVENILE & DOMESTIC RELATIONS COURTS

September 2017

Bedford

District: 24

		<u>Filings</u>	<u>Hearings</u>	<u>Transactions</u>	<u>Concluded</u>	<u>Cont</u>
<b><u>Adult</u></b>						
Non-Family Abuse Prot Order	AP	2	4	4	0	4
Capias	CA	11	24	24	13	11
Felony	CF	12	68	68	8	60
Misdemeanor	CM	33	108	108	32	76
Family Abuse - Prot Order	FP	20	36	36	14	22
Motion - Prot Order	MP	5	6	6	6	-
Other	OT	0	1	1	1	-
Remand Support	RS	3	3	3	3	-
Show Cause	SC	70	122	122	36	86
Civil Support	VS	53	114	114	54	60
<b>Adult Total</b>		<b>209</b>	<b>486</b>	<b>486</b>	<b>167</b>	<b>319</b>
<b><u>Juvenile</u></b>						
Abuse or Neglect	AN	16	39	39	13	26
Non-Family Abuse Prot Order	AP	4	6	6	2	4
Custody Relief	CR	1	2	2	1	1
Child in Need of Services	CS	2	19	19	7	12
Custody Visitation	CV	212	387	387	182	205
Felony	DF	2	19	19	8	11
Misdemeanor	DM	18	45	45	12	33
Foster Care Review	FC	8	8	8	8	-
Initial Foster Care	IF	5	5	5	5	-
Permanency	PH	2	2	2	2	-
Petition	PT	7	9	9	4	5
Remand Custody	RC	6	6	6	6	-
Remand Visitation	RV	6	6	6	6	-
Show Cause	SC	0	2	2	0	2
Status	ST	18	28	29	6	23
Traffic	T	19	18	21	15	6
Term Parental Rights	TP	0	2	2	0	2
Truancy	TR	1	18	18	10	8
<b>Juvenile Total</b>		<b>327</b>	<b>621</b>	<b>625</b>	<b>287</b>	<b>338</b>
<b>Bedford Totals</b>		<b>536</b>	<b>1,107</b>	<b>1,111</b>	<b>454</b>	<b>657</b>



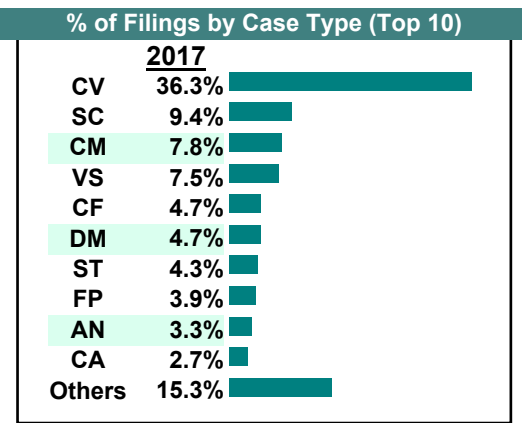
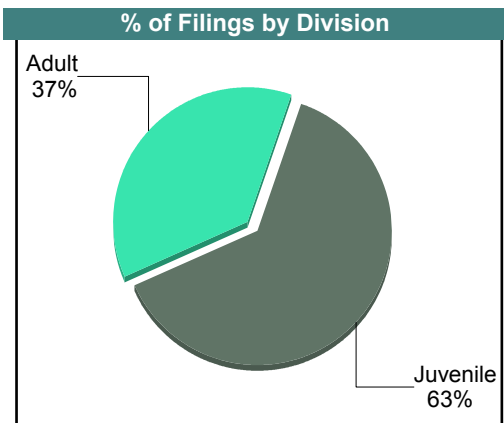

CASELOAD STATISTICS OF THE JUVENILE & DOMESTIC RELATIONS COURTS

Bedford

District: 24

August 2017

		Filings	Hearings	Transactions	Concluded	Cont
<b>Adult</b>						
Non-Family Abuse Prot Order	AP	0	1	1	1	-
Capias	CA	14	26	26	11	15
Felony	CF	24	90	90	8	82
Misdemeanor	CM	40	116	116	28	88
Family Abuse - Prot Order	FP	20	42	42	15	27
Remand Support	RS	7	7	7	7	-
Show Cause	SC	46	118	118	42	76
Civil Support	VS	38	76	76	33	43
<b>Adult Total</b>		<b>189</b>	<b>476</b>	<b>476</b>	<b>145</b>	<b>331</b>
<b>Juvenile</b>						
Abuse or Neglect	AN	17	56	56	25	31
Non-Family Abuse Prot Order	AP	1	1	1	0	1
Capias	CA	0	1	1	1	-
Child in Need of Services	CS	7	21	21	8	13
Custody Visitation	CV	185	301	301	125	176
Felony	DF	9	29	29	3	26
Misdemeanor	DM	24	73	76	36	40
Entrustment	ET	0	1	1	1	-
Foster Care Review	FC	14	18	18	14	4
Initial Foster Care	IF	2	2	2	2	-
Petition	PT	4	7	7	2	5
Remand Custody	RC	9	9	9	9	-
Remand Visitation	RV	9	9	9	9	-
Show Cause	SC	2	2	2	0	2
Status	ST	22	31	31	10	21
Traffic	T	11	15	17	12	5
Truancy	TR	5	36	36	15	21
<b>Juvenile Total</b>		<b>321</b>	<b>612</b>	<b>617</b>	<b>272</b>	<b>345</b>
<b>Bedford Totals</b>		<b>510</b>	<b>1,088</b>	<b>1,093</b>	<b>417</b>	<b>676</b>



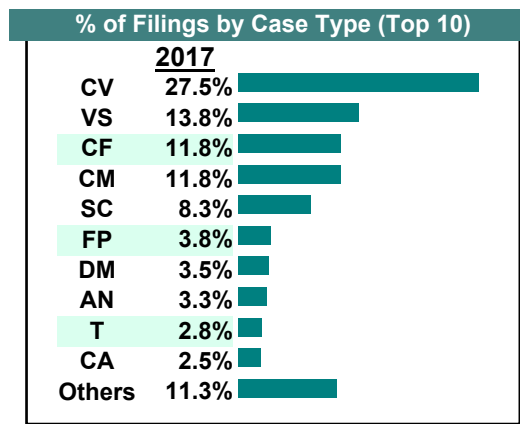
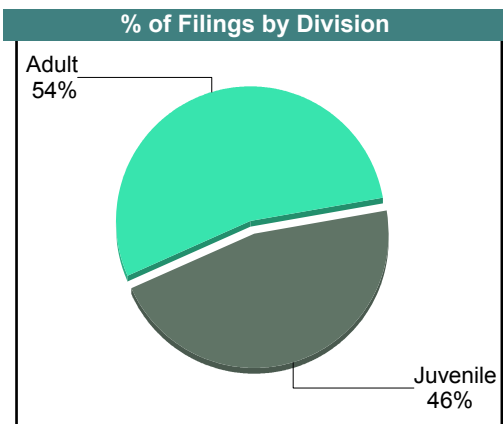

**CASELOAD STATISTICS OF THE JUVENILE & DOMESTIC RELATIONS COURTS**

July 2017

**Bedford**

District: 24

		<u>Filings</u>	<u>Hearings</u>	<u>Transactions</u>	<u>Concluded</u>	<u>Cont</u>
<b><u>Adult</u></b>						
Non-Family Abuse Prot Order	AP	1	1	1	0	1
Capias	CA	10	18	18	9	9
Felony	CF	47	63	63	5	58
Misdemeanor	CM	47	96	96	27	69
Family Abuse - Prot Order	FP	15	26	26	14	12
Motion - Prot Order	MP	6	7	7	6	1
Remand Support	RS	1	1	1	1	-
Show Cause	SC	31	95	95	44	51
SL/Other	SL	3	4	4	4	-
Civil Support	VS	55	90	90	46	44
<b>Adult Total</b>		<b>216</b>	<b>401</b>	<b>401</b>	<b>156</b>	<b>245</b>
<b><u>Juvenile</u></b>						
Abuse or Neglect	AN	13	35	35	5	30
Custody Relief	CR	2	2	2	1	1
Child in Need of Services	CS	3	29	29	5	24
Custody Visitation	CV	110	243	243	104	139
Felony	DF	5	20	20	9	11
Misdemeanor	DM	14	40	40	13	27
Entrustment	ET	1	1	1	0	1
Foster Care Review	FC	4	4	4	4	-
Initial Foster Care	IF	3	3	3	3	-
Motion - Prot Order	MP	1	1	1	1	-
Permanency	PH	3	3	3	3	-
Petition	PT	1	4	4	2	2
Remand Custody	RC	1	1	1	1	-
Remand Visitation	RV	1	1	1	1	-
Show Cause	SC	2	2	2	1	1
Status	ST	8	17	17	8	9
Traffic	T	11	9	13	11	2
Truancy	TR	1	25	25	6	19
<b>Juvenile Total</b>		<b>184</b>	<b>440</b>	<b>444</b>	<b>178</b>	<b>266</b>
<b>Bedford Totals</b>		<b>400</b>	<b>841</b>	<b>845</b>	<b>334</b>	<b>511</b>

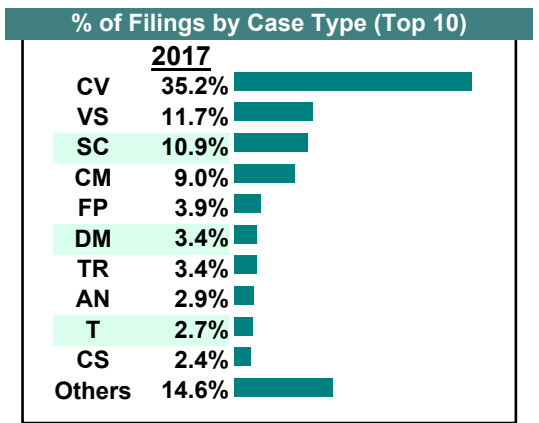
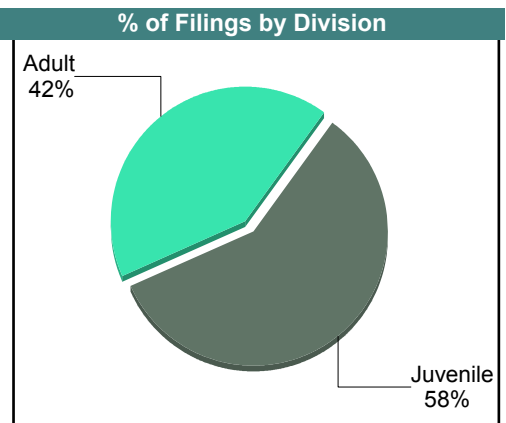
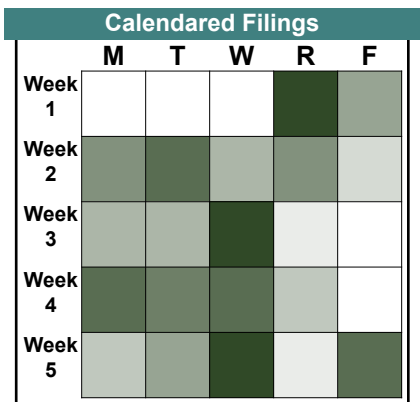


CASELOAD STATISTICS OF THE JUVENILE & DOMESTIC RELATIONS COURTS

June 2017

Bedford  
District: 24

		Filings	Hearings	Transactions	Concluded	Cont
<b>Adult</b>						
Non-Family Abuse Prot Order	AP	1	1	1	1	-
Capias	CA	8	21	21	6	15
Felony	CF	9	38	38	12	26
Misdemeanor	CM	37	112	112	37	74
Family Abuse - Prot Order	FP	16	33	33	16	17
Motion - Prot Order	MP	4	4	4	3	1
Other	OT	2	2	2	1	1
Remand Support	RS	1	1	1	1	-
Show Cause	SC	43	119	119	61	58
SL/Other	SL	3	3	3	2	1
Civil Support	VS	48	79	79	48	31
<b>Adult Total</b>		<b>172</b>	<b>413</b>	<b>413</b>	<b>188</b>	<b>224</b>
<b>Juvenile</b>						
Abuse or Neglect	AN	12	33	33	11	22
Capias	CA	0	1	1	1	-
Child in Need of Services	CS	10	34	34	4	30
Custody Visitation	CV	145	253	253	139	114
Felony	DF	2	9	9	1	8
Misdemeanor	DM	14	45	46	10	36
Foster Care Review	FC	7	7	7	7	-
Initial Foster Care	IF	3	3	3	3	-
Motion - Prot Order	MP	5	5	5	5	-
Protective Order	PC	0	1	1	1	-
Permanency	PH	3	3	3	3	-
Petition	PT	3	5	5	2	3
Remand Custody	RC	1	1	1	1	-
Remand Visitation	RV	2	3	3	2	1
Show Cause	SC	2	4	4	4	-
Status	ST	2	8	8	3	5
Traffic	T	11	13	14	7	7
Term Parental Rights	TP	2	2	2	2	-
Truancy	TR	14	49	49	11	38
Voluntary Continuing Services Agreement	VA	2	3	3	2	1
<b>Juvenile Total</b>		<b>240</b>	<b>482</b>	<b>484</b>	<b>219</b>	<b>265</b>
<b>Bedford Totals</b>		<b>412</b>	<b>895</b>	<b>897</b>	<b>407</b>	<b>489</b>





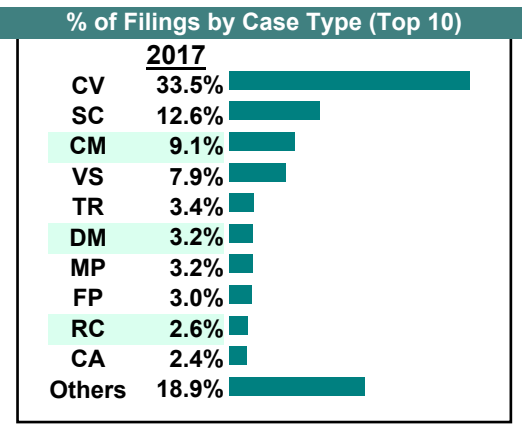
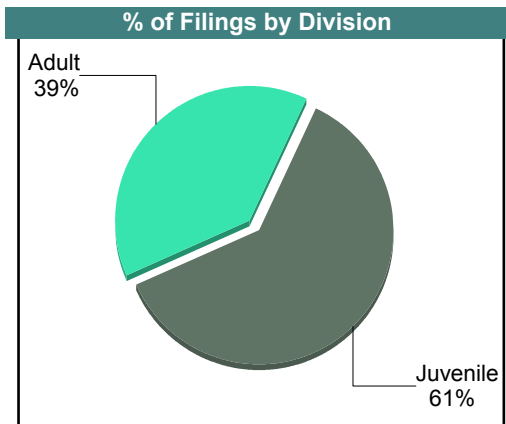

**CASELOAD STATISTICS OF THE JUVENILE & DOMESTIC RELATIONS COURTS**

May 2017

**Bedford**

District: 24

		<u>Filings</u>	<u>Hearings</u>	<u>Transactions</u>	<u>Concluded</u>	<u>Cont</u>
<b><u>Adult</u></b>						
Capias	CA	9	19	19	6	13
Felony	CF	7	18	18	6	12
Misdemeanor	CM	45	95	95	28	67
Family Abuse - Prot Order	FP	15	33	33	16	17
Motion - Prot Order	MP	5	5	5	5	-
Remand Support	RS	8	8	8	8	-
Show Cause	SC	61	115	115	45	70
SL/Other	SL	2	2	2	2	-
Civil Support	VS	39	89	89	54	35
<b>Adult Total</b>		<b>191</b>	<b>384</b>	<b>384</b>	<b>170</b>	<b>214</b>
<b><u>Juvenile</u></b>						
Abuse or Neglect	AN	10	35	35	13	22
Capias	CA	3	6	6	0	6
Child in Need of Services	CS	9	30	30	9	21
Custody Visitation	CV	165	348	348	181	167
Felony	DF	5	17	17	1	16
Misdemeanor	DM	16	53	53	19	34
Entrustment	ET	2	2	2	2	-
Foster Care Review	FC	7	7	7	7	-
Initial Foster Care	IF	4	4	4	4	-
Motion - Prot Order	MP	11	11	11	11	-
Permanency	PH	4	4	4	4	-
Petition	PT	3	5	5	4	1
Remand Custody	RC	13	13	13	13	-
Remand Visitation	RV	12	12	12	12	-
Show Cause	SC	1	1	1	0	1
Status	ST	10	17	17	13	4
Traffic	T	8	14	14	11	3
Term Parental Rights	TP	2	2	2	0	2
Truancy	TR	17	65	65	5	60
<b>Juvenile Total</b>		<b>302</b>	<b>646</b>	<b>646</b>	<b>309</b>	<b>337</b>
<b>Bedford Totals</b>		<b>493</b>	<b>1,030</b>	<b>1,030</b>	<b>479</b>	<b>551</b>

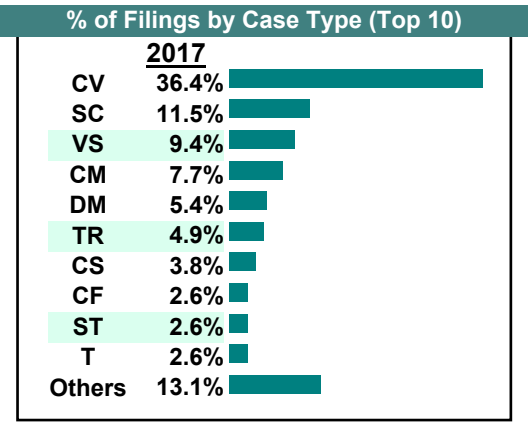
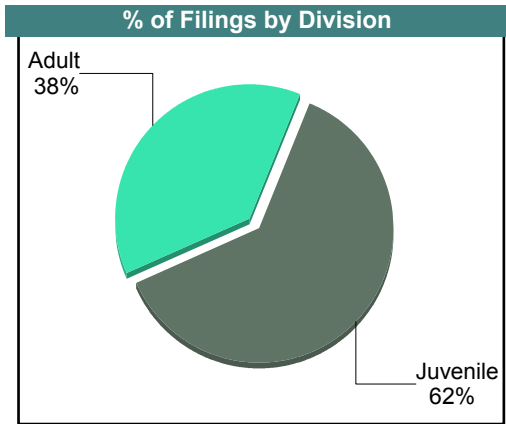
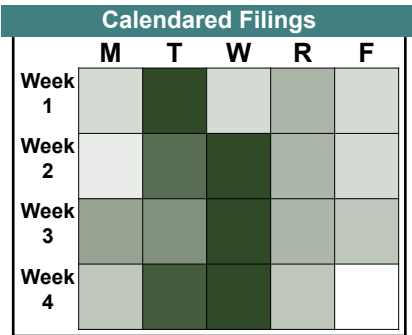


**CASELOAD STATISTICS OF THE JUVENILE & DOMESTIC RELATIONS COURTS**

**Bedford**  
District: 24

April 2017

		<u>Filings</u>	<u>Hearings</u>	<u>Transactions</u>	<u>Concluded</u>	<u>Cont</u>
<b><u>Adult</u></b>						
Bond Forfeiture	BF	1	1	1	1	-
Capias	CA	5	10	10	6	4
Felony	CF	11	23	23	7	16
Misdemeanor	CM	33	98	98	35	63
Family Abuse - Prot Order	FP	10	25	25	11	14
Motion - Prot Order	MP	6	6	6	6	-
Other	OT	2	2	2	2	-
Restricted O/L	RL	0	1	1	1	-
Remand Support	RS	5	5	5	5	-
Show Cause	SC	48	100	100	39	61
Civil Support	VS	40	66	66	26	40
<b>Adult Total</b>		<b>161</b>	<b>337</b>	<b>337</b>	<b>139</b>	<b>198</b>
<b><u>Juvenile</u></b>						
Abuse or Neglect	AN	7	29	29	18	11
Capias	CA	1	1	1	0	1
Child in Need of Services	CS	16	39	39	7	32
Custody Visitation	CV	155	280	280	135	145
Felony	DF	1	5	5	1	4
Misdemeanor	DM	23	61	61	21	40
Foster Care Review	FC	2	2	2	2	-
Motion - Prot Order	MP	1	1	1	1	-
Protective Order	PC	1	2	2	0	2
Permanency	PH	1	1	1	1	-
Petition	PT	3	5	5	3	2
Remand Custody	RC	5	5	5	5	-
Remand Visitation	RV	5	5	5	5	-
Show Cause	SC	1	5	5	4	1
Status	ST	11	22	22	14	8
Traffic	T	11	12	16	11	5
Truancy	TR	21	57	57	5	52
<b>Juvenile Total</b>		<b>265</b>	<b>532</b>	<b>536</b>	<b>233</b>	<b>303</b>
<b>Bedford Totals</b>		<b>426</b>	<b>869</b>	<b>873</b>	<b>372</b>	<b>501</b>



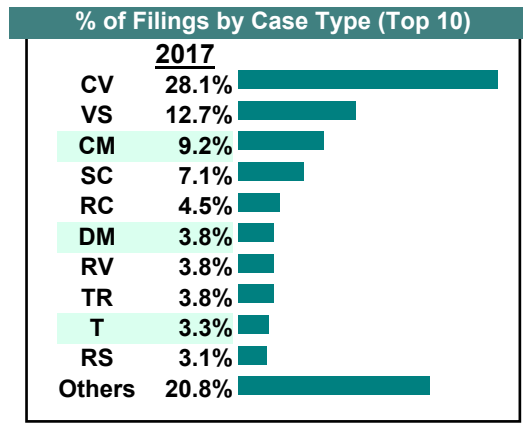
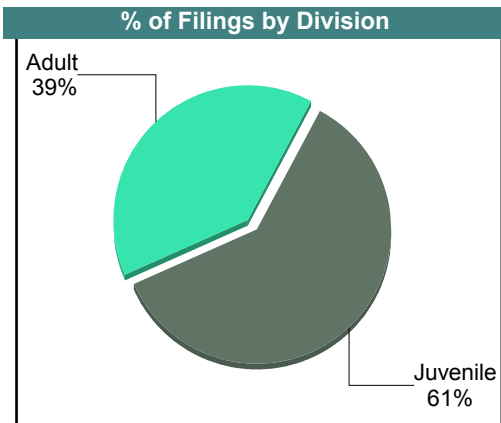

**CASELOAD STATISTICS OF THE JUVENILE & DOMESTIC RELATIONS COURTS**

March 2017

**Bedford**

District: 24

		<u>Filings</u>	<u>Hearings</u>	<u>Transactions</u>	<u>Concluded</u>	<u>Cont</u>
<b>Adult</b>						
Non-Family Abuse Prot Order	AP	1	1	1	1	-
Capias	CA	6	11	11	4	7
Felony	CF	8	42	42	24	18
Misdemeanor	CM	39	96	96	27	69
Family Abuse - Prot Order	FP	10	26	26	15	11
Motion - Prot Order	MP	4	4	4	4	-
Violation Fam Abuse PO	PS	1	1	1	1	-
Restricted O/L	RL	0	1	1	0	1
Remand Support	RS	13	13	13	13	-
Show Cause	SC	29	92	92	44	48
SL/Other	SL	2	2	2	2	-
Civil Support	VS	54	88	88	50	38
<b>Adult Total</b>		<b>167</b>	<b>377</b>	<b>377</b>	<b>185</b>	<b>192</b>
<b>Juvenile</b>						
Abuse or Neglect	AN	10	44	44	11	33
Non-Family Abuse Prot Order	AP	2	4	4	2	2
Child in Need of Services	CS	9	33	33	14	19
Custody Visitation	CV	119	268	268	140	128
Felony	DF	0	12	12	4	8
Misdemeanor	DM	16	46	46	18	28
Foster Care Review	FC	4	4	4	4	-
Initial Foster Care	IF	3	3	3	3	-
Motion - Prot Order	MP	1	2	2	2	-
Permanency	PH	12	12	12	12	-
Petition	PT	5	6	6	4	2
Remand Custody	RC	19	19	19	19	-
Remand Visitation	RV	16	16	16	16	-
Show Cause	SC	1	1	1	0	1
Status	ST	10	23	23	12	11
Traffic	T	14	12	15	11	4
Term Parental Rights	TP	0	6	6	6	-
Truancy	TR	16	51	51	9	42
<b>Juvenile Total</b>		<b>257</b>	<b>562</b>	<b>565</b>	<b>287</b>	<b>278</b>
<b>Bedford Totals</b>		<b>424</b>	<b>939</b>	<b>942</b>	<b>472</b>	<b>470</b>



**CASELOAD STATISTICS OF THE JUVENILE & DOMESTIC RELATIONS COURTS**

February 2017

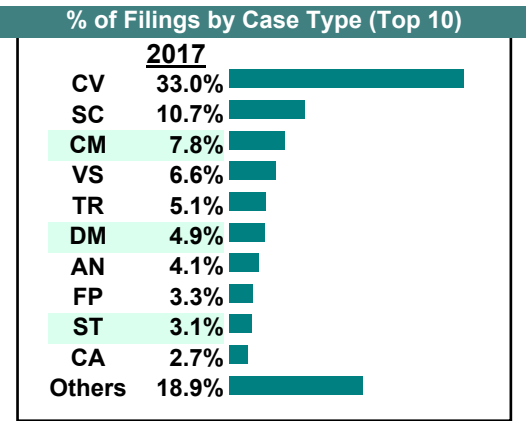
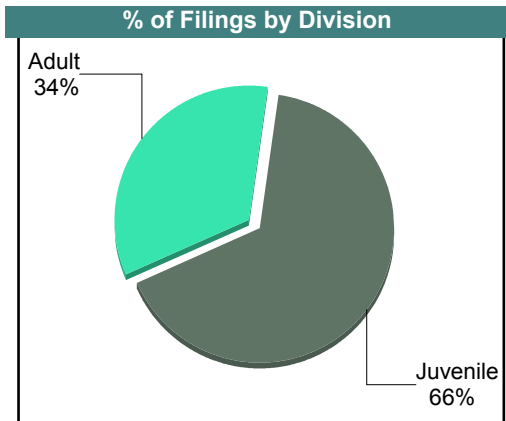

**Bedford**

District: 24

		<u>Filings</u>	<u>Hearings</u>	<u>Transactions</u>	<u>Concluded</u>	<u>Cont</u>
<b><u>Adult</u></b>						
Capias	CA	13	29	29	16	13
Felony	CF	4	20	20	7	13
Misdemeanor	CM	38	97	97	29	68
Family Abuse - Prot Order	FP	16	37	37	16	21
Motion - Prot Order	MP	2	3	3	3	-
Other	OT	1	1	1	1	-
Restricted O/L	RL	1	1	1	0	1
Remand Support	RS	6	6	6	6	-
Show Cause	SC	52	120	120	44	76
SL/Other	SL	1	1	1	1	-
Civil Support	VS	32	62	62	30	32
<b>Adult Total</b>		<b>166</b>	<b>377</b>	<b>377</b>	<b>153</b>	<b>224</b>

<b><u>Juvenile</u></b>						
Abuse or Neglect	AN	20	55	55	11	44
Child in Need of Services	CS	9	21	21	8	13
Custody Visitation	CV	161	306	306	164	142
Felony	DF	4	15	15	5	10
Misdemeanor	DM	24	60	60	14	46
Foster Care Review	FC	4	4	4	4	-
Initial Foster Care	IF	2	2	2	2	-
Motion - Prot Order	MP	6	6	6	6	-
Permanency	PH	9	9	9	9	-
Petition	PT	4	4	4	1	3
Remand Custody	RC	8	8	8	8	-
Remand Visitation	RV	8	8	8	8	-
Show Cause	SC	0	1	1	0	1
Status	ST	15	26	26	8	18
Traffic	T	12	22	23	17	6
Term Parental Rights	TP	10	10	10	10	-
Truancy	TR	25	55	55	4	51
Voluntary Continuing Services Agreement	VA	1	1	1	1	-
<b>Juvenile Total</b>		<b>322</b>	<b>613</b>	<b>614</b>	<b>280</b>	<b>334</b>

<b>Bedford Totals</b>		<b>488</b>	<b>990</b>	<b>991</b>	<b>433</b>	<b>558</b>
-----------------------	--	------------	------------	------------	------------	------------



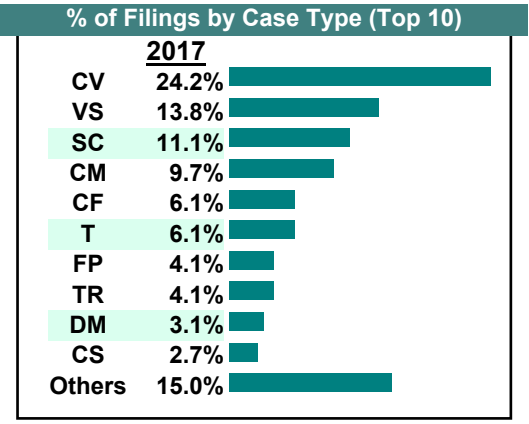
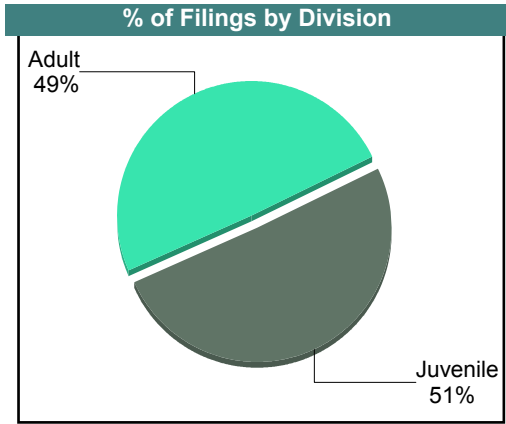
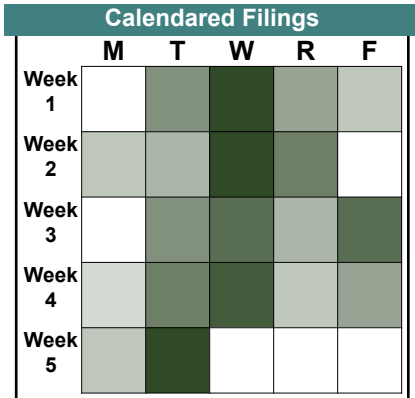
# CASELOAD STATISTICS OF THE JUVENILE & DOMESTIC RELATIONS COURTS

January 2017

**Bedford**

District: 24

		<u>Filings</u>	<u>Hearings</u>	<u>Transactions</u>	<u>Concluded</u>	<u>Cont</u>
<b><u>Adult</u></b>						
Capias	CA	10	30	30	12	18
Felony	CF	25	55	55	18	37
Misdemeanor	CM	40	103	103	36	67
Family Abuse - Prot Order	FP	17	36	36	18	18
Motion - Prot Order	MP	8	8	8	7	1
Show Cause	SC	45	126	126	62	64
SL/Other	SL	2	2	2	2	-
Civil Support	VS	57	91	91	61	30
<b>Adult Total</b>		<b>204</b>	<b>451</b>	<b>451</b>	<b>216</b>	<b>235</b>
<b><u>Juvenile</u></b>						
Abuse or Neglect	AN	10	25	25	4	21
Child in Need of Services	CS	11	31	31	7	24
Custody Visitation	CV	100	245	245	125	120
Felony	DF	5	17	17	4	13
Misdemeanor	DM	13	78	81	29	52
Foster Care Review	FC	11	11	11	11	-
Motion - Prot Order	MP	3	3	3	3	-
Permanency	PH	1	1	1	1	-
Petition	PT	3	4	4	1	3
Show Cause	SC	1	1	1	0	1
Status	ST	9	31	31	12	19
Traffic	T	25	27	31	18	13
Truancy	TR	17	48	48	9	39
<b>Juvenile Total</b>		<b>209</b>	<b>522</b>	<b>529</b>	<b>224</b>	<b>305</b>
<b>Bedford Totals</b>		<b>413</b>	<b>973</b>	<b>980</b>	<b>440</b>	<b>540</b>



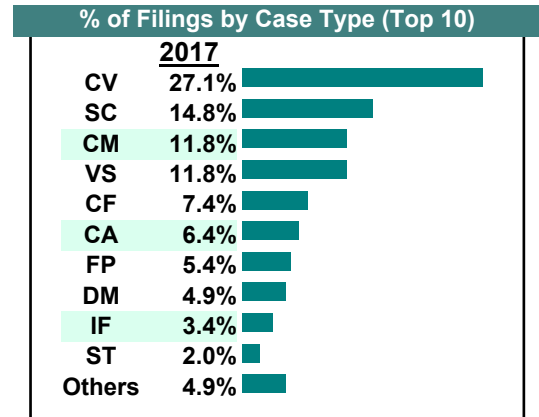
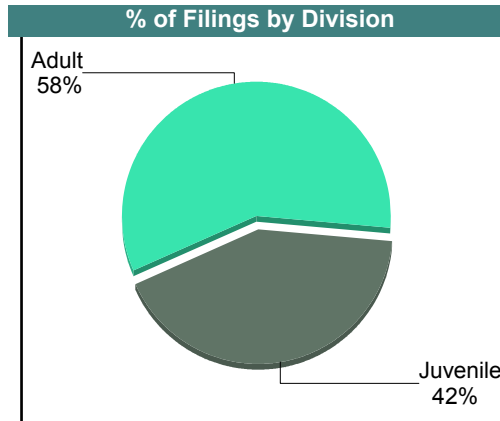

**CASELOAD STATISTICS OF THE JUVENILE & DOMESTIC RELATIONS COURTS**

December 2017

**Campbell**

District: 24

		<u>Filings</u>	<u>Hearings</u>	<u>Transactions</u>	<u>Concluded</u>	<u>Cont</u>
<b><u>Adult</u></b>						
Capias	CA	13	31	31	15	16
Felony	CF	15	30	30	8	22
Misdemeanor	CM	24	67	67	22	44
Family Abuse - Prot Order	FP	10	21	21	9	12
Motion - Prot Order	MP	0	1	1	1	-
Show Cause	SC	30	99	99	22	76
SL/Other	SL	2	2	2	2	-
Civil Support	VS	24	39	39	19	20
<b>Adult Total</b>		<b>118</b>	<b>290</b>	<b>290</b>	<b>98</b>	<b>190</b>
<b><u>Juvenile</u></b>						
Abuse or Neglect	AN	2	19	19	7	12
Custody Visitation	CV	55	104	104	69	35
Felony	DF	0	12	12	1	10
Misdemeanor	DM	10	29	29	5	23
Foster Care Review	FC	2	2	2	2	-
Family Abuse - Prot Order	FP	1	2	2	1	1
Initial Foster Care	IF	7	12	12	7	5
Status	ST	4	7	7	2	5
Traffic	T	4	4	5	1	3
Truancy	TR	0	2	2	1	1
<b>Juvenile Total</b>		<b>85</b>	<b>193</b>	<b>194</b>	<b>96</b>	<b>95</b>
<b>Campbell Totals</b>		<b>203</b>	<b>483</b>	<b>484</b>	<b>194</b>	<b>285</b>



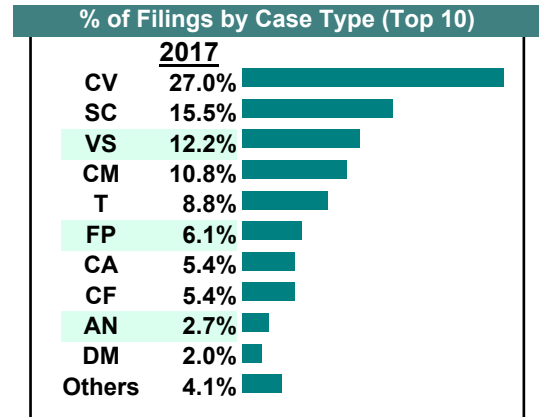
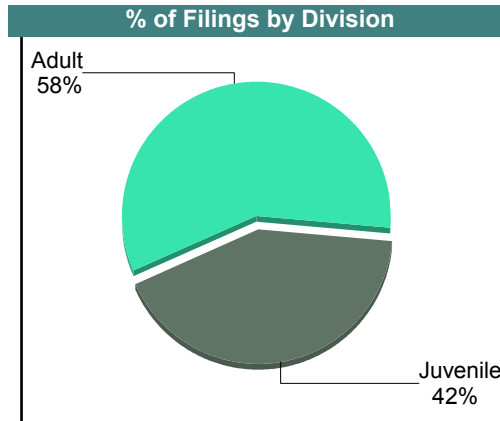
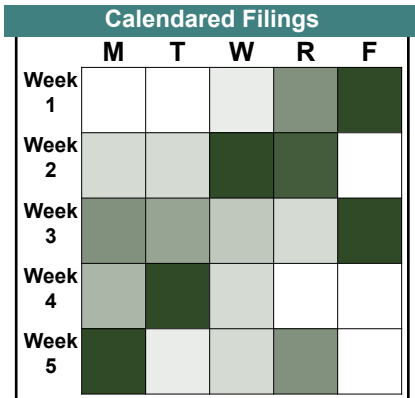
**CASELOAD STATISTICS OF THE JUVENILE & DOMESTIC RELATIONS COURTS**

November 2017

**Campbell**

District: 24

		<u>Filings</u>	<u>Hearings</u>	<u>Transactions</u>	<u>Concluded</u>	<u>Cont</u>
<b>Adult</b>						
Non-Family Abuse Prot Order	AP	2	2	2	2	-
Capias	CA	8	25	25	14	11
Felony	CF	8	25	25	11	14
Misdemeanor	CM	16	78	78	36	42
Family Abuse - Prot Order	FP	9	19	19	8	10
Motion - Prot Order	MP	2	2	2	1	1
Show Cause	SC	23	71	71	23	47
Civil Support	VS	18	36	36	25	11
<b>Adult Total</b>		<b>86</b>	<b>258</b>	<b>258</b>	<b>120</b>	<b>136</b>
<b>Juvenile</b>						
Abuse or Neglect	AN	4	11	11	1	10
Child in Need of Services	CS	0	1	1	1	-
Custody Visitation	CV	40	115	115	68	46
Felony	DF	0	16	16	2	14
Misdemeanor	DM	3	26	26	2	21
Petition	PT	0	1	1	0	1
Status	ST	0	2	2	0	2
Traffic	T	13	10	15	12	2
Truancy	TR	1	3	3	0	3
Voluntary Continuing Services Agreement	VA	1	1	1	1	-
<b>Juvenile Total</b>		<b>62</b>	<b>186</b>	<b>191</b>	<b>87</b>	<b>99</b>
<b>Campbell Totals</b>		<b>148</b>	<b>444</b>	<b>449</b>	<b>207</b>	<b>235</b>



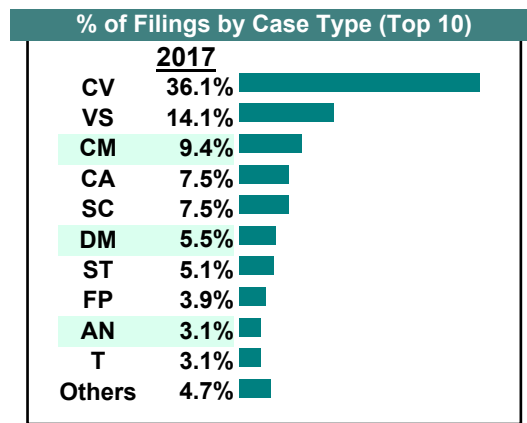
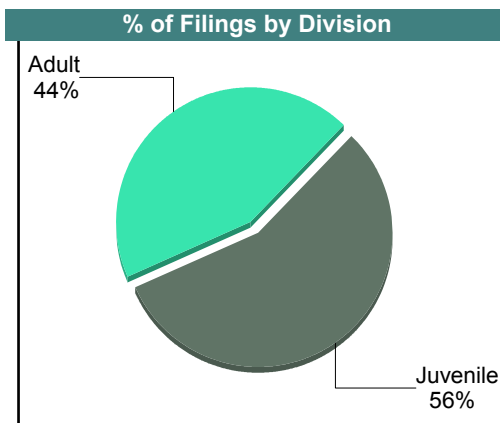

# CASELOAD STATISTICS OF THE JUVENILE & DOMESTIC RELATIONS COURTS

October 2017

Campbell

District: 24

		<u>Filings</u>	<u>Hearings</u>	<u>Transactions</u>	<u>Concluded</u>	<u>Cont</u>
<b>Adult</b>						
Capias	CA	19	51	51	18	33
Felony	CF	4	34	34	13	21
Misdemeanor	CM	24	95	95	42	53
Family Abuse - Prot Order	FP	10	27	27	13	13
Motion - Prot Order	MP	0	1	1	1	-
Show Cause	SC	19	94	94	40	53
Civil Support	VS	36	67	67	36	31
<b>Adult Total</b>		<b>112</b>	<b>369</b>	<b>369</b>	<b>163</b>	<b>204</b>
<b>Juvenile</b>						
Abuse or Neglect	AN	8	22	22	1	21
Custody Visitation	CV	92	179	179	90	89
Felony	DF	1	5	5	0	5
Misdemeanor	DM	14	38	38	9	29
Foster Care Review	FC	4	4	4	4	-
Motion - Prot Order	MP	1	1	1	1	-
Permanency	PH	1	1	1	1	-
Petition	PT	0	2	2	1	1
Child at Risk	RI	1	1	1	1	-
Status	ST	13	19	19	11	8
Traffic	T	8	10	13	9	4
Truancy	TR	0	11	11	5	6
<b>Juvenile Total</b>		<b>143</b>	<b>293</b>	<b>296</b>	<b>133</b>	<b>163</b>
<b>Campbell Totals</b>		<b>255</b>	<b>662</b>	<b>665</b>	<b>296</b>	<b>367</b>





**CASELOAD STATISTICS OF THE JUVENILE & DOMESTIC RELATIONS COURTS**

September 2017

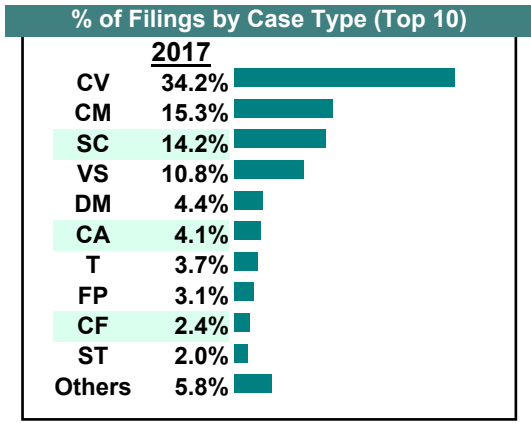
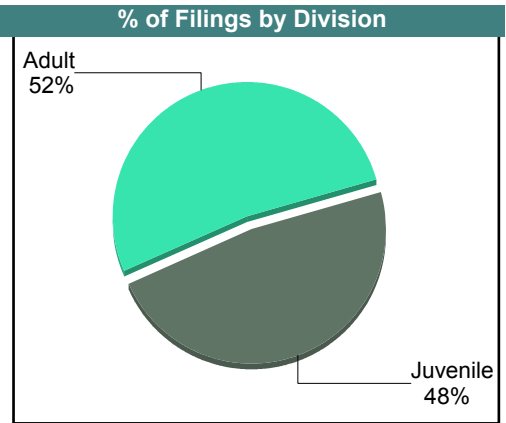

**Campbell**

District: 24

		<u>Filings</u>	<u>Hearings</u>	<u>Transactions</u>	<u>Concluded</u>	<u>Cont</u>
<b>Adult</b>						
Non-Family Abuse Prot Order	AP	1	1	1	1	-
Capias	CA	12	26	26	11	15
Felony	CF	7	33	33	18	15
Misdemeanor	CM	45	132	132	54	77
Family Abuse - Prot Order	FP	9	22	22	15	7
Motion - Prot Order	MP	2	2	2	2	-
Violation of PO	PV	3	3	3	3	-
Show Cause	SC	42	131	131	39	88
SL/Other	SL	1	1	1	1	-
Civil Support	VS	32	49	49	32	17
<b>Adult Total</b>		<b>154</b>	<b>400</b>	<b>400</b>	<b>176</b>	<b>219</b>

<b>Juvenile</b>						
Abuse or Neglect	AN	0	1	1	1	-
Child in Need of Services	CS	0	1	1	1	-
Custody Visitation	CV	101	148	148	87	61
Felony	DF	2	43	43	31	12
Misdemeanor	DM	13	27	28	3	25
Foster Care Review	FC	1	1	1	1	-
Initial Foster Care	IF	1	1	1	1	-
Motion - Prot Order	MP	2	2	2	2	-
Permanency	PH	1	1	1	1	-
Remand Custody	RC	1	1	1	1	-
Status	ST	6	10	10	8	2
Traffic	T	11	16	18	11	7
Truancy	TR	1	4	4	2	2
Voluntary Continuing Services Agreement	VA	1	1	1	1	-
<b>Juvenile Total</b>		<b>141</b>	<b>257</b>	<b>260</b>	<b>151</b>	<b>109</b>

<b>Campbell Totals</b>		<b>295</b>	<b>657</b>	<b>660</b>	<b>327</b>	<b>328</b>
------------------------	--	------------	------------	------------	------------	------------



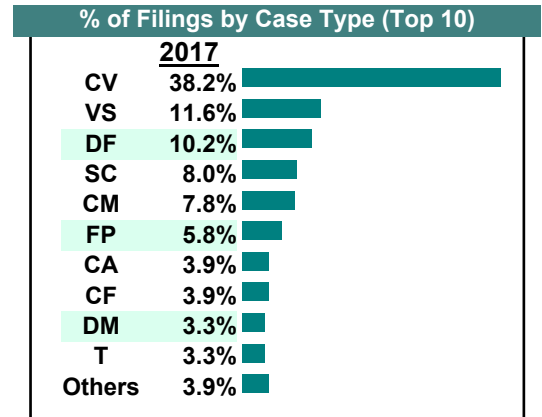
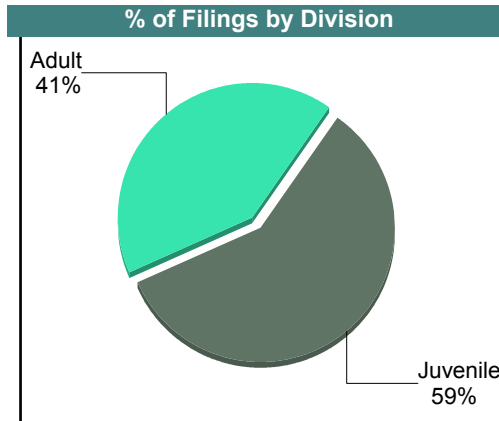
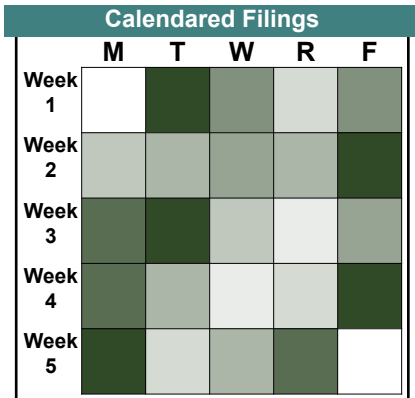
**CASELOAD STATISTICS OF THE JUVENILE & DOMESTIC RELATIONS COURTS**

**August 2017**

**Campbell**

District: 24

		<u>Filings</u>	<u>Hearings</u>	<u>Transactions</u>	<u>Concluded</u>	<u>Cont</u>
<b>Adult</b>						
Non-Family Abuse Prot Order	AP	1	1	1	1	-
Capias	CA	14	27	27	6	21
Felony	CF	14	35	35	4	31
Misdemeanor	CM	28	92	92	15	77
Family Abuse - Prot Order	FP	21	39	39	13	26
Show Cause	SC	29	96	96	37	59
Civil Support	VS	42	68	68	50	18
<b>Adult Total</b>		<b>149</b>	<b>358</b>	<b>358</b>	<b>126</b>	<b>232</b>
<b>Juvenile</b>						
Abuse or Neglect	AN	0	8	8	5	3
Child in Need of Services	CS	0	5	5	4	1
Custody Visitation	CV	138	225	225	151	74
Felony	DF	37	100	100	5	95
Misdemeanor	DM	12	39	39	15	23
Foster Care Review	FC	2	2	2	2	-
Motion - Prot Order	MP	4	4	4	4	-
Permanency	PH	2	2	2	2	-
Petition	PT	2	3	3	1	2
Status	ST	3	6	6	3	3
Traffic	T	12	17	20	15	5
<b>Juvenile Total</b>		<b>212</b>	<b>411</b>	<b>414</b>	<b>207</b>	<b>206</b>
<b>Campbell Totals</b>		<b>361</b>	<b>769</b>	<b>772</b>	<b>333</b>	<b>438</b>



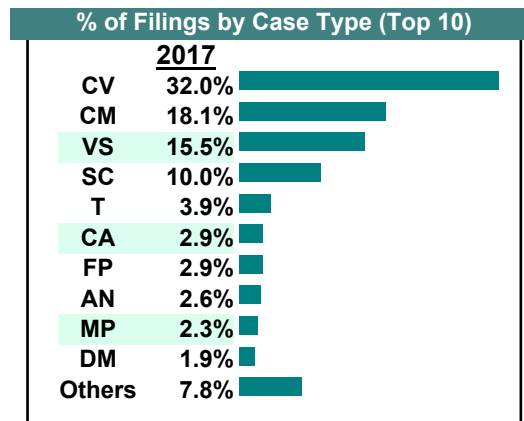
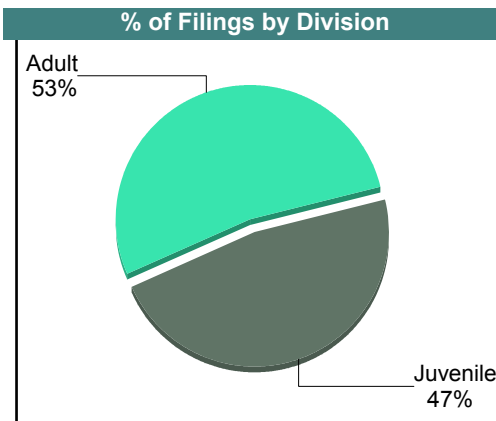

# CASELOAD STATISTICS OF THE JUVENILE & DOMESTIC RELATIONS COURTS

July 2017

**Campbell**

District: 24

		<u>Filings</u>	<u>Hearings</u>	<u>Transactions</u>	<u>Concluded</u>	<u>Cont</u>
<b><u>Adult</u></b>						
Capias	CA	9	19	19	7	12
Felony	CF	3	26	26	5	21
Misdemeanor	CM	56	107	107	36	71
Family Abuse - Prot Order	FP	9	21	21	9	12
Motion - Prot Order	MP	6	6	6	6	-
Show Cause	SC	31	77	77	25	52
SL/Other	SL	1	2	2	2	-
Civil Support	VS	48	73	73	49	23
<b>Adult Total</b>		<b>163</b>	<b>331</b>	<b>331</b>	<b>139</b>	<b>191</b>
<b><u>Juvenile</u></b>						
Abuse or Neglect	AN	8	11	11	3	8
Custody Relief	CR	1	1	1	1	-
Child in Need of Services	CS	5	11	11	3	8
Custody Visitation	CV	99	165	165	103	62
Felony	DF	5	24	24	3	21
Misdemeanor	DM	6	28	28	11	17
Foster Care Review	FC	1	1	1	1	-
Motion - Prot Order	MP	1	2	2	2	-
Permanency	PH	3	3	3	3	-
Status	ST	3	9	9	3	6
Traffic	T	12	12	16	13	3
Term Parental Rights	TP	2	6	6	4	2
Truancy	TR	0	2	2	0	2
<b>Juvenile Total</b>		<b>146</b>	<b>275</b>	<b>279</b>	<b>150</b>	<b>129</b>
<b>Campbell Totals</b>		<b>309</b>	<b>606</b>	<b>610</b>	<b>289</b>	<b>320</b>



# CASELOAD STATISTICS OF THE JUVENILE & DOMESTIC RELATIONS COURTS

June 2017

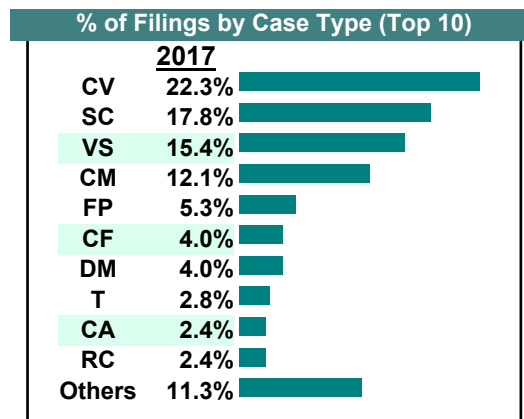
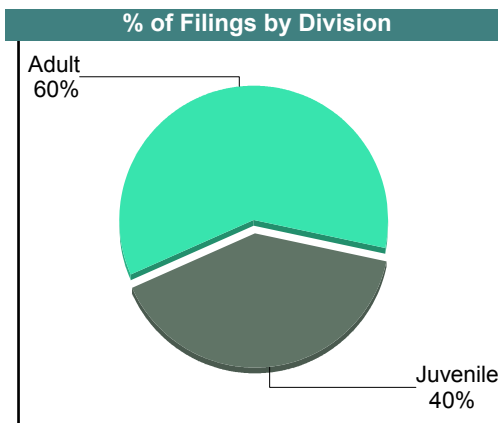

**Campbell**

District: 24

		<u>Filings</u>	<u>Hearings</u>	<u>Transactions</u>	<u>Concluded</u>	<u>Cont</u>
<b><u>Adult</u></b>						
Non-Family Abuse Prot Order	AP	0	2	2	2	-
Capias	CA	6	15	15	8	6
Felony	CF	10	19	19	1	18
Misdemeanor	CM	30	83	83	34	49
Family Abuse - Prot Order	FP	13	31	31	18	13
Motion - Prot Order	MP	4	6	6	5	1
Remand Support	RS	2	2	2	2	-
Show Cause	SC	44	108	108	43	65
SL/Other	SL	1	1	1	1	-
Civil Support	VS	38	61	61	42	19
<b>Adult Total</b>		<b>148</b>	<b>328</b>	<b>328</b>	<b>156</b>	<b>171</b>

<b><u>Juvenile</u></b>						
Abuse or Neglect	AN	0	6	6	3	3
Child in Need of Services	CS	2	14	14	8	6
Custody Visitation	CV	55	135	135	82	48
Felony	DF	5	21	21	2	19
Misdemeanor	DM	10	40	40	11	29
Foster Care Review	FC	1	1	1	1	-
Initial Foster Care	IF	3	3	3	3	-
Permanency	PH	0	1	1	1	-
Petition	PT	1	1	1	0	1
Remand Custody	RC	6	6	6	6	-
Status	ST	4	8	8	4	4
Traffic	T	7	8	10	7	3
Term Parental Rights	TP	4	4	4	2	2
Truancy	TR	1	14	14	7	7
<b>Juvenile Total</b>		<b>99</b>	<b>262</b>	<b>264</b>	<b>137</b>	<b>122</b>

<b>Campbell Totals</b>		<b>247</b>	<b>590</b>	<b>592</b>	<b>293</b>	<b>293</b>
------------------------	--	------------	------------	------------	------------	------------



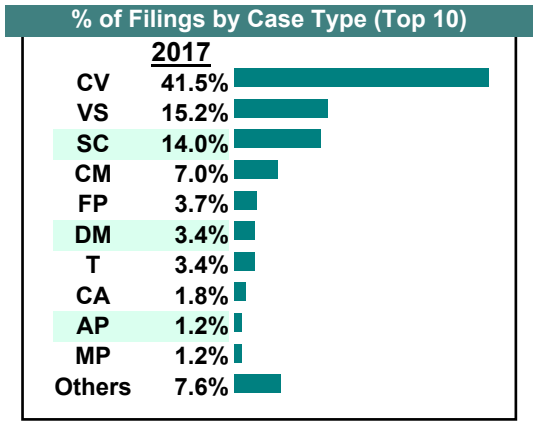
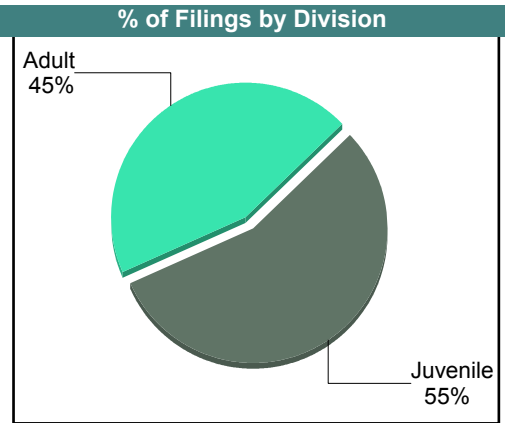

**CASELOAD STATISTICS OF THE JUVENILE & DOMESTIC RELATIONS COURTS**

May 2017

**Campbell**

District: 24

		<u>Filings</u>	<u>Hearings</u>	<u>Transactions</u>	<u>Concluded</u>	<u>Cont</u>
<b><u>Adult</u></b>						
Non-Family Abuse Prot Order	AP	2	4	4	0	4
Capias	CA	6	16	16	8	8
Felony	CF	3	19	19	5	14
Misdemeanor	CM	23	98	98	52	46
Family Abuse - Prot Order	FP	12	39	39	19	20
Motion - Prot Order	MP	1	1	1	0	1
Remand Support	RS	1	1	1	1	-
Show Cause	SC	46	132	132	45	87
SL/Other	SL	2	2	2	1	1
Civil Support	VS	50	80	80	47	33
<b>Adult Total</b>		<b>146</b>	<b>392</b>	<b>392</b>	<b>178</b>	<b>214</b>
<b><u>Juvenile</u></b>						
Abuse or Neglect	AN	2	7	7	2	5
Non-Family Abuse Prot Order	AP	2	3	3	2	1
Child in Need of Services	CS	2	5	5	0	5
Custody Visitation	CV	136	220	220	100	120
Felony	DF	3	24	24	3	21
Misdemeanor	DM	11	37	37	5	32
Foster Care Review	FC	1	1	1	1	-
Initial Foster Care	IF	1	1	1	1	-
Motion - Prot Order	MP	3	4	4	3	1
Permanency	PH	3	3	3	3	-
Status	ST	4	6	6	3	3
Traffic	T	11	13	14	8	6
Term Parental Rights	TP	2	2	2	2	-
Truancy	TR	1	12	12	2	10
<b>Juvenile Total</b>		<b>182</b>	<b>338</b>	<b>339</b>	<b>135</b>	<b>204</b>
<b>Campbell Totals</b>		<b>328</b>	<b>730</b>	<b>731</b>	<b>313</b>	<b>418</b>



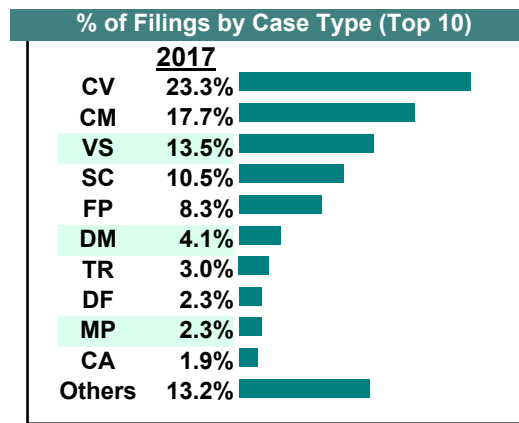
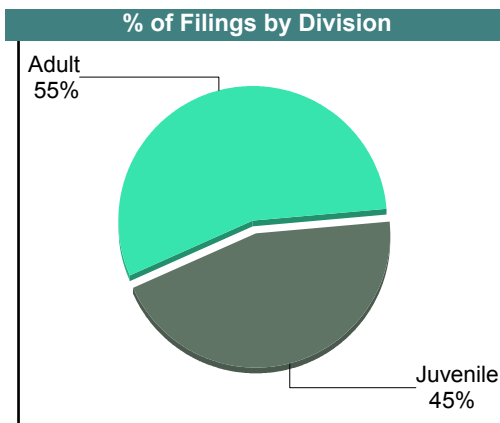
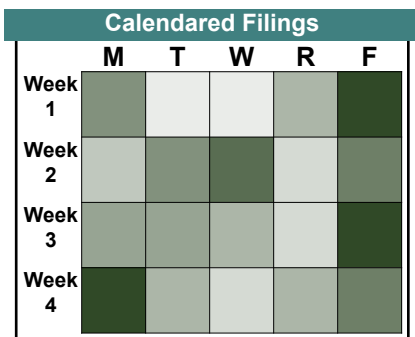
# CASELOAD STATISTICS OF THE JUVENILE & DOMESTIC RELATIONS COURTS

April 2017

**Campbell**

District: 24

		<u>Filings</u>	<u>Hearings</u>	<u>Transactions</u>	<u>Concluded</u>	<u>Cont</u>
<b><u>Adult</u></b>						
Capias	CA	5	18	18	9	9
Felony	CF	5	29	29	4	25
Misdemeanor	CM	47	102	102	28	74
Family Abuse - Prot Order	FP	22	44	44	13	31
Motion - Prot Order	MP	2	4	4	2	2
Remand Support	RS	2	3	3	3	-
Show Cause	SC	28	77	77	26	51
Civil Support	VS	36	61	61	38	22
<b>Adult Total</b>		<b>147</b>	<b>338</b>	<b>338</b>	<b>123</b>	<b>214</b>
<b><u>Juvenile</u></b>						
Abuse or Neglect	AN	3	4	4	1	3
Non-Family Abuse Prot Order	AP	0	1	1	1	-
Child in Need of Services	CS	0	5	5	0	5
Custody Visitation	CV	62	141	141	90	51
Felony	DF	6	11	11	1	10
Misdemeanor	DM	11	24	24	8	16
Foster Care Review	FC	2	2	2	2	-
Initial Foster Care	IF	1	1	1	1	-
Motion - Prot Order	MP	4	5	5	4	1
Permanency	PH	5	6	6	5	1
Petition	PT	0	1	1	1	-
Remand Custody	RC	4	4	4	4	-
Child at Risk	RI	1	1	1	1	-
Remand Visitation	RV	4	4	4	4	-
Status	ST	4	6	6	3	3
Traffic	T	2	7	7	3	4
Term Parental Rights	TP	2	4	4	4	-
Truancy	TR	8	14	14	2	12
<b>Juvenile Total</b>		<b>119</b>	<b>241</b>	<b>241</b>	<b>135</b>	<b>106</b>
<b>Campbell Totals</b>		<b>266</b>	<b>579</b>	<b>579</b>	<b>258</b>	<b>320</b>



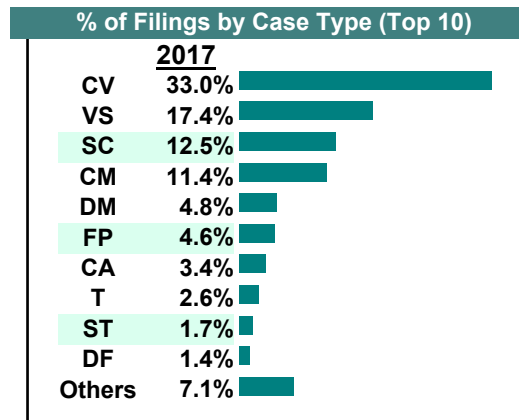
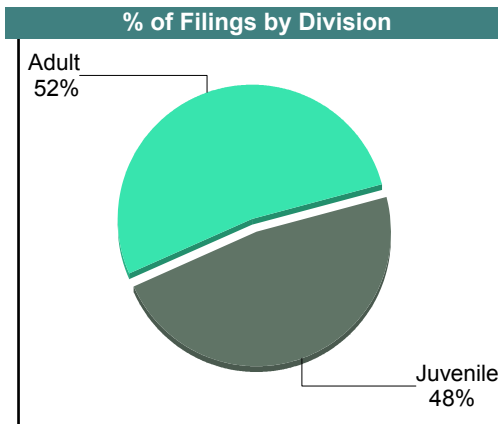

# CASELOAD STATISTICS OF THE JUVENILE & DOMESTIC RELATIONS COURTS

March 2017

**Campbell**

District: 24

		<u>Filings</u>	<u>Hearings</u>	<u>Transactions</u>	<u>Concluded</u>	<u>Cont</u>
<b>Adult</b>						
Non-Family Abuse Prot Order	AP	3	4	4	4	-
Capias	CA	12	34	34	13	21
Felony	CF	4	15	15	9	6
Misdemeanor	CM	40	122	122	57	65
Family Abuse - Prot Order	FP	16	27	27	14	13
Motion - Prot Order	MP	3	3	3	2	1
Show Cause	SC	44	103	103	33	70
SL/Other	SL	1	1	1	1	-
Civil Support	VS	61	84	84	53	29
<b>Adult Total</b>		<b>184</b>	<b>393</b>	<b>393</b>	<b>186</b>	<b>205</b>
<b>Juvenile</b>						
Abuse or Neglect	AN	3	6	6	1	5
Non-Family Abuse Prot Order	AP	0	1	1	1	-
Child in Need of Services	CS	2	8	8	1	7
Custody Visitation	CV	116	232	232	138	94
Felony	DF	5	11	11	2	9
Misdemeanor	DM	17	30	30	10	20
Foster Care Review	FC	1	1	1	1	-
Motion - Prot Order	MP	1	1	1	0	1
Remand Custody	RC	1	1	1	1	-
Remand Visitation	RV	1	1	1	1	-
Status	ST	6	10	10	6	4
Traffic	T	9	14	18	14	4
Truancy	TR	5	15	15	4	11
<b>Juvenile Total</b>		<b>167</b>	<b>331</b>	<b>335</b>	<b>180</b>	<b>155</b>
<b>Campbell Totals</b>		<b>351</b>	<b>724</b>	<b>728</b>	<b>366</b>	<b>360</b>



CASELOAD STATISTICS OF THE JUVENILE & DOMESTIC RELATIONS COURTS

February 2017

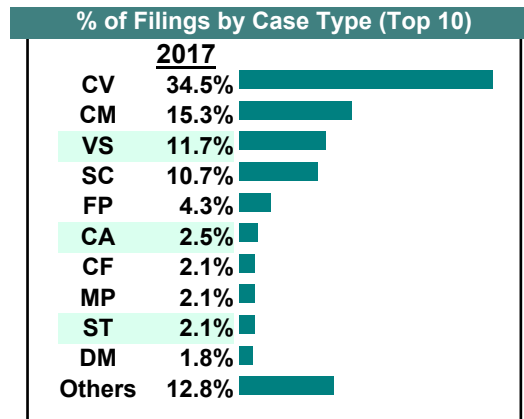
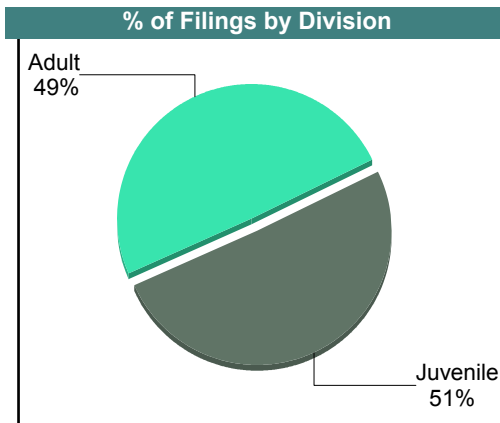

Campbell

District: 24

		Filings	Hearings	Transactions	Concluded	Cont
<b>Adult</b>						
Capias	CA	7	24	24	11	13
Felony	CF	6	14	14	5	9
Misdemeanor	CM	43	77	77	18	59
Family Abuse - Prot Order	FP	12	30	30	12	18
Motion - Prot Order	MP	6	6	6	6	-
Violation of PO	PV	1	1	1	1	-
Show Cause	SC	30	118	118	60	57
SL/Other	SL	1	2	2	1	1
Civil Support	VS	33	55	55	30	25
<b>Adult Total</b>		<b>139</b>	<b>327</b>	<b>327</b>	<b>144</b>	<b>182</b>

<b>Juvenile</b>						
Abuse or Neglect	AN	4	5	5	3	2
Non-Family Abuse Prot Order	AP	1	2	2	0	2
Child in Need of Services	CS	4	5	5	0	5
Custody Visitation	CV	97	174	174	89	85
Felony	DF	2	10	10	4	6
Misdemeanor	DM	5	23	23	13	10
Foster Care Review	FC	5	5	5	5	-
Permanency	PH	3	3	3	3	-
Petition	PT	0	1	1	0	1
Remand Custody	RC	3	3	3	3	-
Remand Visitation	RV	3	3	3	3	-
Status	ST	6	7	7	5	2
Traffic	T	5	4	8	6	2
Term Parental Rights	TP	1	1	1	1	-
Truancy	TR	3	4	4	1	2
<b>Juvenile Total</b>		<b>142</b>	<b>250</b>	<b>254</b>	<b>136</b>	<b>117</b>

<b>Campbell Totals</b>		<b>281</b>	<b>577</b>	<b>581</b>	<b>280</b>	<b>299</b>
------------------------	--	------------	------------	------------	------------	------------





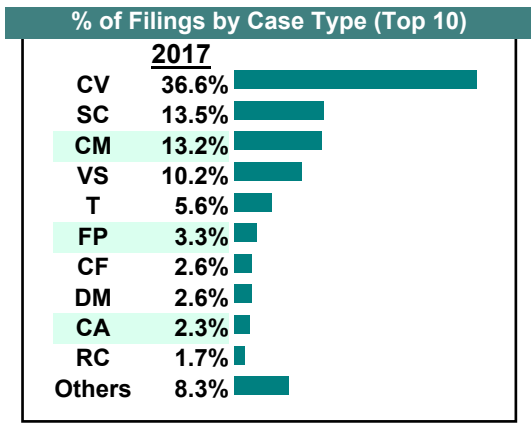
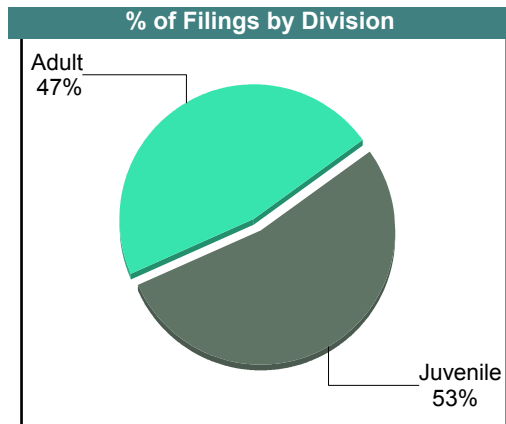

# CASELOAD STATISTICS OF THE JUVENILE & DOMESTIC RELATIONS COURTS

January 2017

**Campbell**

District: 24

		<u>Filings</u>	<u>Hearings</u>	<u>Transactions</u>	<u>Concluded</u>	<u>Cont</u>
<b><u>Adult</u></b>						
Non-Family Abuse Prot Order	AP	0	1	1	0	1
Capias	CA	7	15	15	4	11
Felony	CF	8	19	19	6	13
Misdemeanor	CM	40	92	92	29	63
Family Abuse - Prot Order	FP	10	19	19	8	11
Motion - Prot Order	MP	2	2	2	2	-
Remand Support	RS	1	1	1	1	-
Show Cause	SC	41	98	98	28	70
SL/Other	SL	1	2	2	1	1
Civil Support	VS	31	59	59	31	26
<b>Adult Total</b>		<b>141</b>	<b>308</b>	<b>308</b>	<b>110</b>	<b>196</b>
<b><u>Juvenile</u></b>						
Abuse or Neglect	AN	1	4	4	4	-
Non-Family Abuse Prot Order	AP	1	2	2	0	2
Child in Need of Services	CS	0	3	3	1	2
Custody Visitation	CV	111	191	191	91	98
Felony	DF	3	10	10	2	8
Misdemeanor	DM	8	24	24	11	13
Foster Care Review	FC	4	4	4	4	-
Initial Foster Care	IF	1	1	1	1	-
Motion - Prot Order	MP	0	2	2	2	-
Permanency	PH	1	1	1	0	1
Petition	PT	1	1	1	1	-
Remand Custody	RC	5	5	5	5	-
Remand Visitation	RV	4	4	4	4	-
Status	ST	2	3	3	2	1
Traffic	T	17	15	17	13	4
Term Parental Rights	TP	2	2	2	0	2
Truancy	TR	1	9	9	2	7
<b>Juvenile Total</b>		<b>162</b>	<b>281</b>	<b>283</b>	<b>143</b>	<b>138</b>
<b>Campbell Totals</b>		<b>303</b>	<b>589</b>	<b>591</b>	<b>253</b>	<b>334</b>



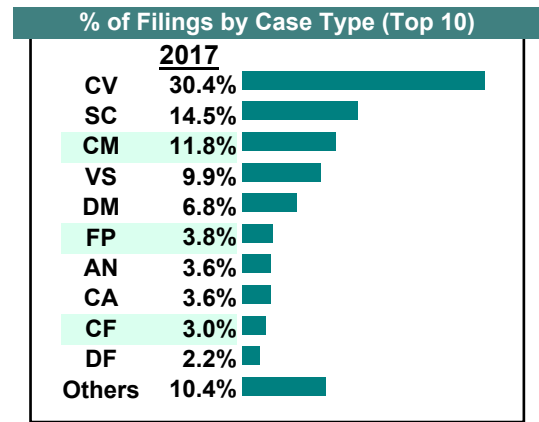
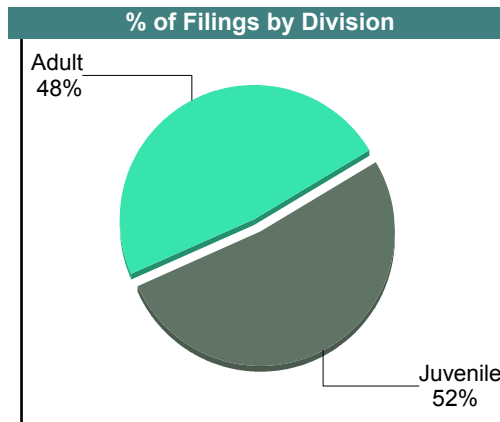

# CASELOAD STATISTICS OF THE JUVENILE & DOMESTIC RELATIONS COURTS

December 2017

Lynchburg

District: 24

		<u>Filings</u>	<u>Hearings</u>	<u>Transactions</u>	<u>Concluded</u>	<u>Cont</u>
<b>Adult</b>						
Non-Family Abuse Prot Order	AP	2	4	4	0	4
Capias	CA	13	52	52	17	35
Felony	CF	11	44	44	26	18
Misdemeanor	CM	43	142	142	59	83
Family Abuse - Prot Order	FP	14	38	38	15	23
Motion - Prot Order	MP	2	2	2	2	-
Show Cause	SC	53	115	115	50	65
SL/Other	SL	1	1	1	1	-
Civil Support	VS	36	59	59	32	27
<b>Adult Total</b>		<b>175</b>	<b>457</b>	<b>457</b>	<b>202</b>	<b>255</b>
<b>Juvenile</b>						
Abuse or Neglect	AN	13	37	37	5	32
Non-Family Abuse Prot Order	AP	1	3	3	2	1
Child in Need of Services	CS	1	4	4	3	1
Custody Visitation	CV	111	195	195	110	85
Felony	DF	8	62	62	12	49
Misdemeanor	DM	25	119	119	24	94
Entrustment	ET	0	5	5	4	1
Foster Care Review	FC	2	2	2	2	-
Initial Foster Care	IF	4	4	4	3	1
Permanency	PH	5	6	6	6	-
Petition	PT	2	4	4	2	2
Remand Custody	RC	2	2	2	2	-
Child at Risk	RI	0	1	1	1	-
Remand Visitation	RV	2	2	2	2	-
Status	ST	1	6	6	1	5
Traffic	T	2	6	6	3	3
Term Parental Rights	TP	0	11	11	8	3
Truancy	TR	8	35	35	9	26
Voluntary Continuing Services Agreement	VA	3	3	3	2	1
<b>Juvenile Total</b>		<b>190</b>	<b>507</b>	<b>507</b>	<b>201</b>	<b>304</b>
<b>Lynchburg Totals</b>		<b>365</b>	<b>964</b>	<b>964</b>	<b>403</b>	<b>559</b>



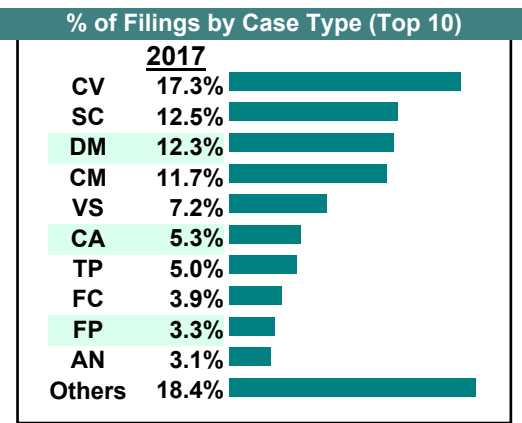
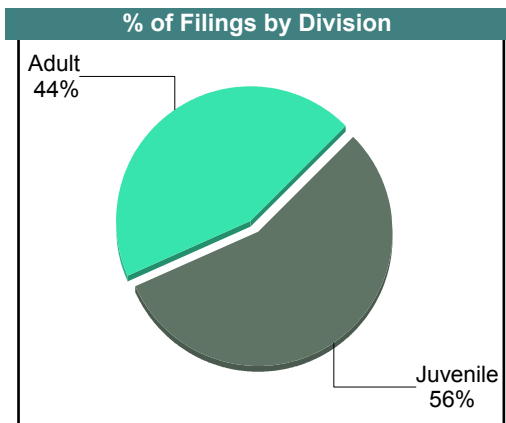

# CASELOAD STATISTICS OF THE JUVENILE & DOMESTIC RELATIONS COURTS

November 2017

Lynchburg

District: 24

		<u>Filings</u>	<u>Hearings</u>	<u>Transactions</u>	<u>Concluded</u>	<u>Cont</u>
<b>Adult</b>						
Non-Family Abuse Prot Order	AP	2	2	2	0	2
Bond Forfeiture	BF	1	1	1	1	-
Capias	CA	19	52	52	23	29
Felony	CF	9	44	44	17	27
Misdemeanor	CM	42	146	146	48	98
Family Abuse - Prot Order	FP	12	32	32	19	13
Motion - Prot Order	MP	3	4	4	4	-
Show Cause	SC	45	118	118	52	66
Civil Support	VS	26	53	53	27	26
<b>Adult Total</b>		<b>159</b>	<b>452</b>	<b>452</b>	<b>191</b>	<b>261</b>
<b>Juvenile</b>						
Abuse or Neglect	AN	11	39	39	10	29
Non-Family Abuse Prot Order	AP	1	1	1	0	1
Custody Relief	CR	0	2	2	2	-
Child in Need of Services	CS	2	7	7	3	4
Custody Visitation	CV	62	155	155	80	75
Felony	DF	7	74	74	19	55
Misdemeanor	DM	44	169	169	50	119
Entrustment	ET	10	12	12	3	9
Foster Care Review	FC	14	14	14	13	1
Initial Foster Care	IF	4	5	5	2	3
Permanency	PH	11	11	11	8	3
Petition	PT	0	5	5	4	1
Status	ST	2	3	3	1	2
Traffic	T	5	15	16	10	6
Term Parental Rights	TP	18	24	24	8	16
Truancy	TR	9	26	26	3	23
<b>Juvenile Total</b>		<b>200</b>	<b>562</b>	<b>563</b>	<b>216</b>	<b>347</b>
<b>Lynchburg Totals</b>		<b>359</b>	<b>1,014</b>	<b>1,015</b>	<b>407</b>	<b>608</b>



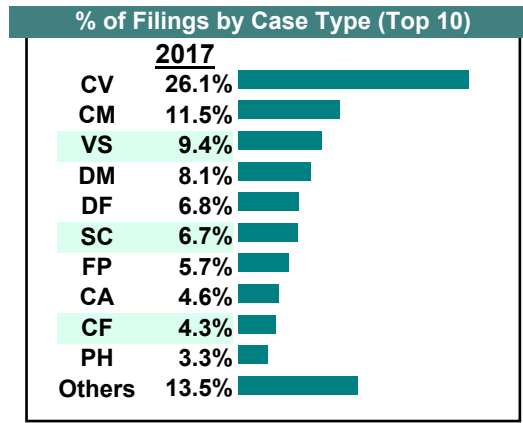
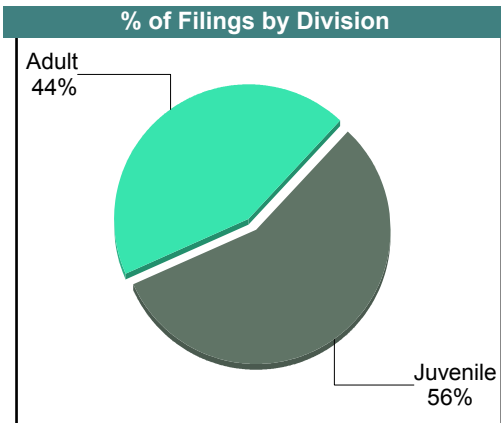

CASELOAD STATISTICS OF THE JUVENILE & DOMESTIC RELATIONS COURTS

October 2017

Lynchburg

District: 24

		<u>Filings</u>	<u>Hearings</u>	<u>Transactions</u>	<u>Concluded</u>	<u>Cont</u>
<b>Adult</b>						
Capias	CA	25	50	50	19	31
Felony	CF	23	67	67	19	48
Misdemeanor	CM	62	193	193	73	120
Family Abuse - Prot Order	FP	31	74	74	27	47
Motion - Prot Order	MP	7	11	11	10	1
Show Cause	SC	36	110	110	52	58
SL/Other	SL	1	1	1	1	-
Civil Support	VS	51	83	83	48	35
<b>Adult Total</b>		<b>236</b>	<b>589</b>	<b>589</b>	<b>249</b>	<b>340</b>
<b>Juvenile</b>						
Abuse or Neglect	AN	17	50	50	15	35
Non-Family Abuse Prot Order	AP	0	2	2	2	-
Custody Relief	CR	0	2	2	0	2
Child in Need of Services	CS	1	7	7	2	5
Custody Visitation	CV	141	230	230	121	109
Felony	DF	37	86	86	36	50
Misdemeanor	DM	44	144	144	58	86
Entrustment	ET	4	4	4	0	4
Foster Care Review	FC	12	12	12	12	-
Initial Foster Care	IF	2	2	2	2	-
Permanency	PH	18	21	21	12	9
Petition	PT	4	6	6	1	5
Status	ST	0	4	4	1	3
Traffic	T	12	22	24	9	15
Term Parental Rights	TP	8	14	14	6	8
Truancy	TR	4	51	51	21	30
Voluntary Continuing Services Agreement	VA	1	1	1	1	-
<b>Juvenile Total</b>		<b>305</b>	<b>658</b>	<b>660</b>	<b>299</b>	<b>361</b>
<b>Lynchburg Totals</b>		<b>541</b>	<b>1,247</b>	<b>1,249</b>	<b>548</b>	<b>701</b>



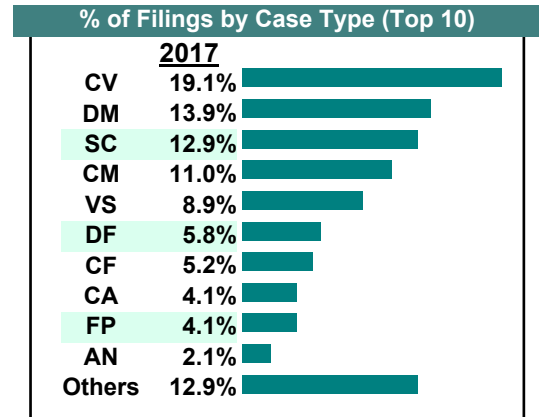
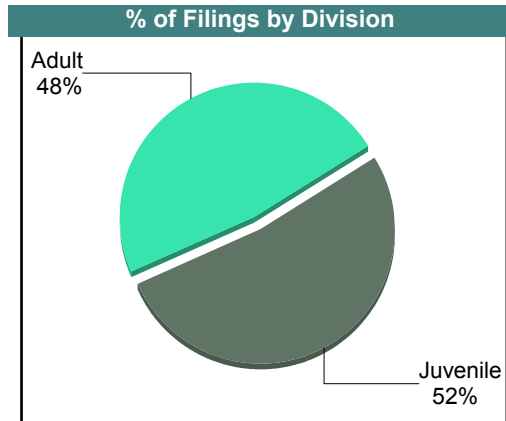
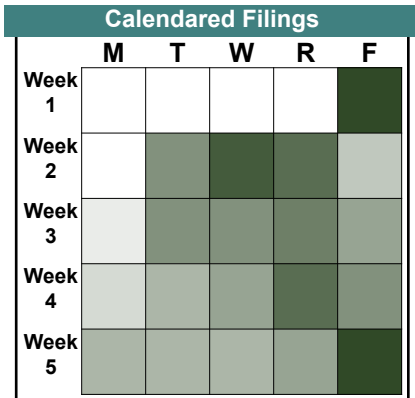
# CASELOAD STATISTICS OF THE JUVENILE & DOMESTIC RELATIONS COURTS

September 2017

Lynchburg

District: 24

		<u>Filings</u>	<u>Hearings</u>	<u>Transactions</u>	<u>Concluded</u>	<u>Cont</u>
<b>Adult</b>						
Capias	CA	21	55	55	24	31
Felony	CF	27	76	76	27	49
Misdemeanor	CM	57	194	194	91	103
Family Abuse - Prot Order	FP	21	50	50	18	32
Motion - Prot Order	MP	7	8	8	5	3
Remand Support	RS	1	1	1	1	-
Show Cause	SC	67	155	155	71	84
Civil Support	VS	46	86	86	56	30
<b>Adult Total</b>		<b>247</b>	<b>625</b>	<b>625</b>	<b>293</b>	<b>332</b>
<b>Juvenile</b>						
Abuse or Neglect	AN	11	27	27	11	16
Non-Family Abuse Prot Order	AP	0	2	2	0	2
Child in Need of Services	CS	3	13	13	3	10
Custody Visitation	CV	99	172	172	109	63
Felony	DF	30	82	82	25	57
Misdemeanor	DM	72	141	141	34	105
Entrustment	ET	2	2	2	1	1
Foster Care Review	FC	10	10	10	10	-
Initial Foster Care	IF	4	4	4	3	1
Permanency	PH	11	16	16	14	2
Petition	PT	5	9	9	4	5
Remand Custody	RC	3	3	3	3	-
Child at Risk	RI	0	1	1	1	-
Status	ST	1	7	7	2	5
Traffic	T	5	8	8	3	5
Term Parental Rights	TP	7	14	14	11	3
Truancy	TR	6	33	33	15	18
Voluntary Continuing Services Agreement	VA	2	2	2	2	-
<b>Juvenile Total</b>		<b>271</b>	<b>546</b>	<b>546</b>	<b>251</b>	<b>293</b>
<b>Lynchburg Totals</b>		<b>518</b>	<b>1,171</b>	<b>1,171</b>	<b>544</b>	<b>625</b>



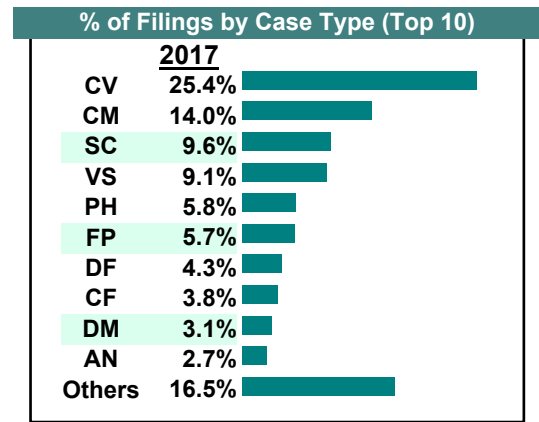
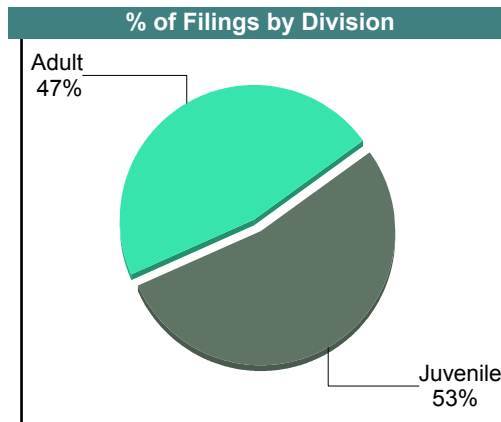

# CASELOAD STATISTICS OF THE JUVENILE & DOMESTIC RELATIONS COURTS

August 2017

Lynchburg

District: 24

		<u>Filings</u>	<u>Hearings</u>	<u>Transactions</u>	<u>Concluded</u>	<u>Cont</u>
<b>Adult</b>						
Non-Family Abuse Prot Order	AP	2	6	6	4	2
Capias	CA	17	55	55	19	36
Felony	CF	24	73	73	27	46
Misdemeanor	CM	89	221	221	55	166
Family Abuse - Prot Order	FP	36	68	68	28	40
Motion - Prot Order	MP	7	8	8	6	2
Remand Support	RS	2	2	2	2	-
Show Cause	SC	61	154	154	66	88
Civil Support	VS	58	89	89	51	38
<b>Adult Total</b>		<b>296</b>	<b>676</b>	<b>676</b>	<b>258</b>	<b>418</b>
<b>Juvenile</b>						
Abuse or Neglect	AN	17	54	54	16	38
Non-Family Abuse Prot Order	AP	3	4	4	1	3
Custody Relief	CR	2	2	2	0	2
Child in Need of Services	CS	5	12	12	2	10
Custody Visitation	CV	161	244	244	144	100
Felony	DF	27	69	69	11	58
Misdemeanor	DM	20	77	77	32	45
Entrustment	ET	6	17	17	17	-
Foster Care Review	FC	6	6	6	5	1
Initial Foster Care	IF	7	9	9	7	2
Permanency	PH	37	39	39	34	5
Petition	PT	6	10	10	8	2
Remand Custody	RC	5	5	5	5	-
Child at Risk	RI	2	4	4	1	3
Remand Visitation	RV	5	5	5	5	-
Status	ST	2	7	7	2	5
Traffic	T	7	16	18	12	6
Term Parental Rights	TP	15	38	38	33	5
Truancy	TR	6	14	14	6	8
<b>Juvenile Total</b>		<b>339</b>	<b>632</b>	<b>634</b>	<b>341</b>	<b>293</b>
<b>Lynchburg Totals</b>		<b>635</b>	<b>1,308</b>	<b>1,310</b>	<b>599</b>	<b>711</b>



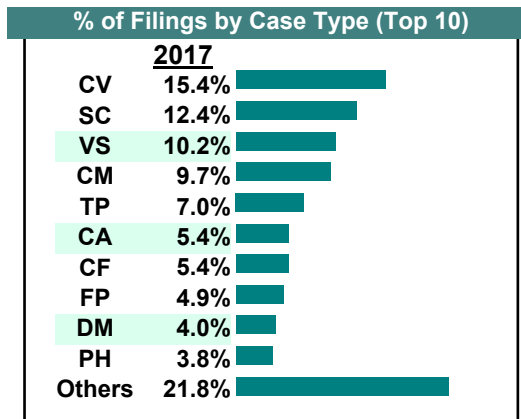
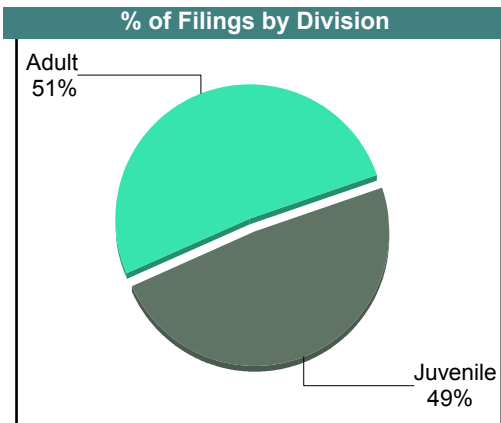

CASELOAD STATISTICS OF THE JUVENILE & DOMESTIC RELATIONS COURTS

July 2017

Lynchburg

District: 24

		<u>Filings</u>	<u>Hearings</u>	<u>Transactions</u>	<u>Concluded</u>	<u>Cont</u>
<b>Adult</b>						
Non-Family Abuse Prot Order	AP	1	1	1	0	1
Capias	CA	20	41	41	17	24
Felony	CF	20	54	54	18	36
Misdemeanor	CM	36	146	146	59	87
Family Abuse - Prot Order	FP	18	51	51	29	22
Motion - Prot Order	MP	8	8	8	7	1
Remand Support	RS	4	4	4	4	-
Show Cause	SC	46	124	124	58	66
Civil Support	VS	38	72	72	41	31
<b>Adult Total</b>		<b>191</b>	<b>501</b>	<b>501</b>	<b>233</b>	<b>268</b>
<b>Juvenile</b>						
Abuse or Neglect	AN	13	37	37	12	25
Non-Family Abuse Prot Order	AP	1	2	2	1	1
Child in Need of Services	CS	3	9	9	1	8
Custody Visitation	CV	57	158	158	86	72
Felony	DF	9	30	30	10	20
Misdemeanor	DM	15	65	65	26	39
Entrustment	ET	9	10	10	10	-
Foster Care Review	FC	3	4	4	4	-
Initial Foster Care	IF	3	5	5	5	-
Permanency	PH	14	14	14	14	-
Petition	PT	2	4	4	3	1
Remand Custody	RC	6	6	6	6	-
Remand Visitation	RV	4	4	4	4	-
Status	ST	2	4	4	0	4
Traffic	T	7	12	14	9	5
Term Parental Rights	TP	26	28	28	22	6
Truancy	TR	6	20	20	5	15
<b>Juvenile Total</b>		<b>180</b>	<b>412</b>	<b>414</b>	<b>218</b>	<b>196</b>
<b>Lynchburg Totals</b>		<b>371</b>	<b>913</b>	<b>915</b>	<b>451</b>	<b>464</b>



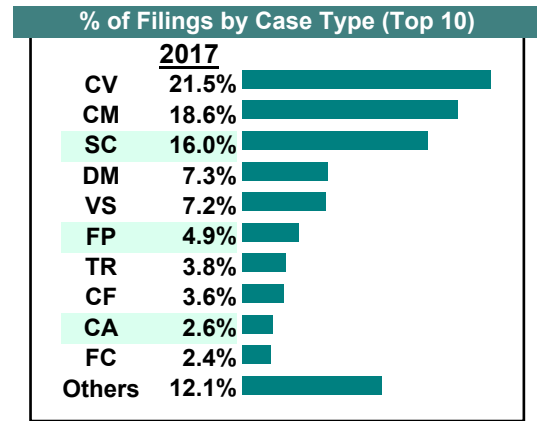
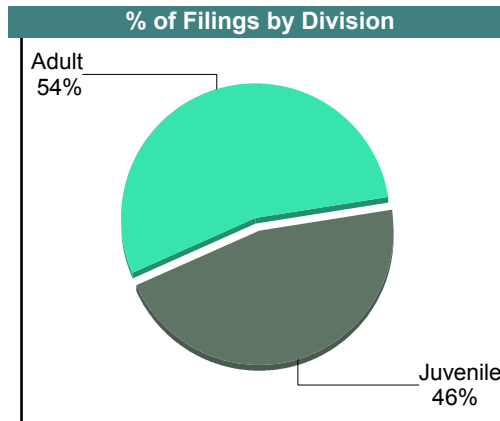
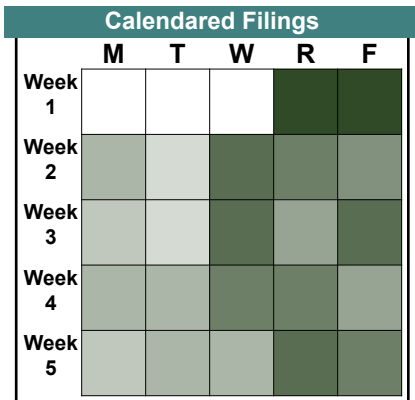
# CASELOAD STATISTICS OF THE JUVENILE & DOMESTIC RELATIONS COURTS

June 2017

Lynchburg

District: 24

		<u>Filings</u>	<u>Hearings</u>	<u>Transactions</u>	<u>Concluded</u>	<u>Cont</u>
<b><u>Adult</u></b>						
Capias	CA	14	57	57	21	36
Felony	CF	19	71	71	25	46
Misdemeanor	CM	99	236	236	81	155
Family Abuse - Prot Order	FP	26	53	53	22	31
Motion - Prot Order	MP	4	4	4	4	-
Remand Support	RS	2	2	2	2	-
Show Cause	SC	85	190	190	85	105
Civil Support	VS	38	73	73	45	28
<b>Adult Total</b>		<b>287</b>	<b>686</b>	<b>686</b>	<b>285</b>	<b>401</b>
<b><u>Juvenile</u></b>						
Abuse or Neglect	AN	12	53	53	16	37
Non-Family Abuse Prot Order	AP	0	1	1	1	-
Child in Need of Services	CS	4	13	13	5	8
Custody Visitation	CV	114	220	220	123	97
Felony	DF	9	34	34	10	24
Misdemeanor	DM	39	126	126	50	76
Entrustment	ET	1	1	1	1	-
Foster Care Review	FC	13	13	13	11	2
Initial Foster Care	IF	11	11	11	9	2
Permanency	PH	7	7	7	5	2
Petition	PT	5	8	8	4	4
Remand Custody	RC	3	3	3	3	-
Remand Visitation	RV	3	3	3	3	-
Status	ST	1	3	3	1	2
Traffic	T	2	10	10	5	5
Term Parental Rights	TP	0	1	1	1	-
Truancy	TR	20	74	74	31	43
<b>Juvenile Total</b>		<b>244</b>	<b>581</b>	<b>581</b>	<b>279</b>	<b>302</b>
<b>Lynchburg Totals</b>		<b>531</b>	<b>1,267</b>	<b>1,267</b>	<b>564</b>	<b>703</b>





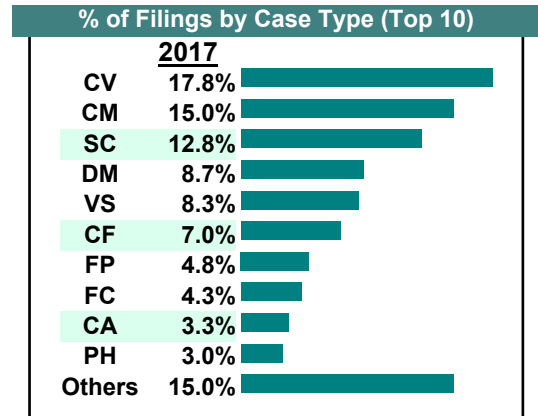
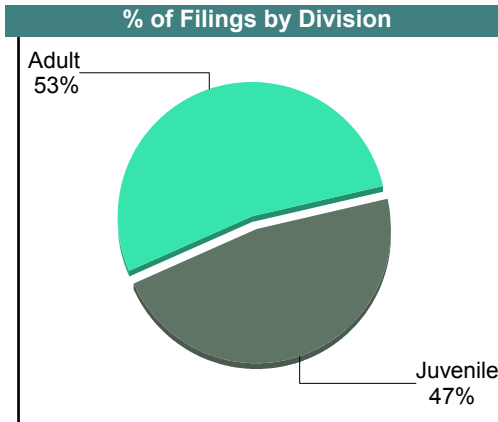

# CASELOAD STATISTICS OF THE JUVENILE & DOMESTIC RELATIONS COURTS

May 2017

Lynchburg

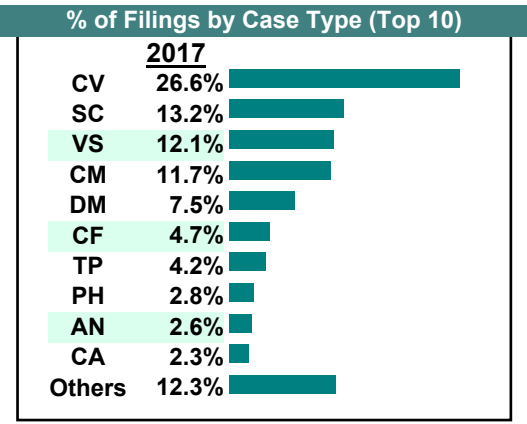
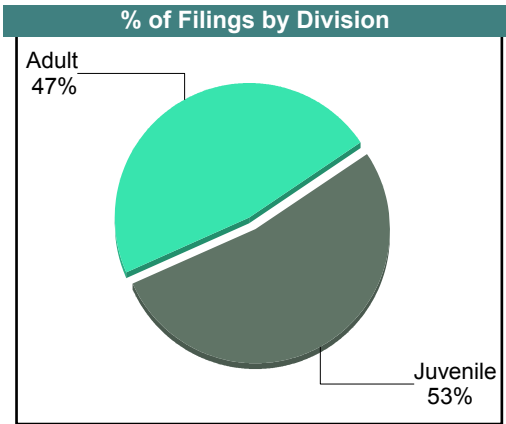
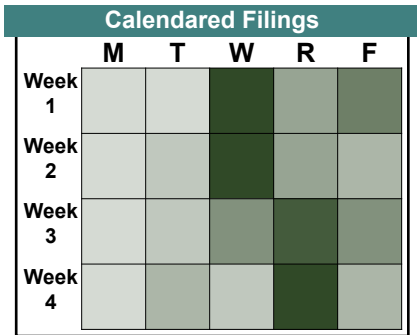
District: 24

		<u>Filings</u>	<u>Hearings</u>	<u>Transactions</u>	<u>Concluded</u>	<u>Cont</u>
<b>Adult</b>						
Non-Family Abuse Prot Order	AP	1	3	3	1	2
Capias	CA	18	41	41	14	27
Felony	CF	38	82	82	11	71
Misdemeanor	CM	81	190	190	58	132
Family Abuse - Prot Order	FP	26	54	54	21	33
Motion - Prot Order	MP	5	7	7	7	-
Remand Support	RS	2	2	2	2	-
Show Cause	SC	69	174	174	71	103
SL/Other	SL	1	1	1	1	-
Civil Support	VS	45	79	79	39	40
<b>Adult Total</b>		<b>286</b>	<b>633</b>	<b>633</b>	<b>225</b>	<b>408</b>
<b>Juvenile</b>						
Abuse or Neglect	AN	14	41	41	9	32
Non-Family Abuse Prot Order	AP	0	3	3	3	-
Child in Need of Services	CS	3	8	8	3	5
Custody Visitation	CV	96	196	196	101	95
Felony	DF	7	41	41	6	35
Misdemeanor	DM	47	142	142	36	106
Entrustment	ET	4	6	6	4	2
Foster Care Review	FC	23	23	23	23	-
Initial Foster Care	IF	3	3	3	3	-
Permanency	PH	16	16	16	14	2
Petition	PT	5	9	9	6	3
Remand Custody	RC	3	3	3	3	-
Remand Visitation	RV	3	3	3	3	-
Status	ST	1	4	4	1	3
Traffic	T	5	7	9	5	4
Term Parental Rights	TP	11	11	11	4	7
Truancy	TR	13	44	44	9	35
<b>Juvenile Total</b>		<b>254</b>	<b>560</b>	<b>562</b>	<b>233</b>	<b>329</b>
<b>Lynchburg Totals</b>		<b>540</b>	<b>1,193</b>	<b>1,195</b>	<b>458</b>	<b>737</b>



April 2017

		<u>Filings</u>	<u>Hearings</u>	<u>Transactions</u>	<u>Concluded</u>	<u>Cont</u>
<b>Adult</b>						
Non-Family Abuse Prot Order	AP	0	1	1	1	-
Capias	CA	12	35	35	15	20
Felony	CF	25	64	64	23	41
Misdemeanor	CM	62	181	181	78	102
Family Abuse - Prot Order	FP	12	30	30	14	16
Motion - Prot Order	MP	4	4	4	2	2
Remand Support	RS	2	2	2	2	-
Show Cause	SC	70	164	164	72	92
Civil Support	VS	64	98	98	69	29
<b>Adult Total</b>		<b>251</b>	<b>579</b>	<b>579</b>	<b>276</b>	<b>302</b>
<b>Juvenile</b>						
Abuse or Neglect	AN	14	32	32	10	22
Non-Family Abuse Prot Order	AP	1	5	5	0	5
Child in Need of Services	CS	0	9	9	4	5
Custody Visitation	CV	141	256	256	152	104
Felony	DF	11	16	16	1	15
Misdemeanor	DM	40	92	92	23	69
Emancipation	EP	1	1	1	1	-
Entrustment	ET	10	18	18	15	3
Foster Care Review	FC	2	3	3	3	-
Initial Foster Care	IF	2	2	2	2	-
Permanency	PH	15	16	16	16	-
Petition	PT	1	9	9	5	4
Remand Custody	RC	4	4	4	4	-
Child at Risk	RI	0	4	4	4	-
Remand Visitation	RV	4	4	4	4	-
Status	ST	1	2	2	0	2
Traffic	T	4	6	6	2	4
Term Parental Rights	TP	22	40	40	32	8
Truancy	TR	6	25	25	6	19
<b>Juvenile Total</b>		<b>279</b>	<b>544</b>	<b>544</b>	<b>284</b>	<b>260</b>
<b>Lynchburg Totals</b>		<b>530</b>	<b>1,123</b>	<b>1,123</b>	<b>560</b>	<b>562</b>



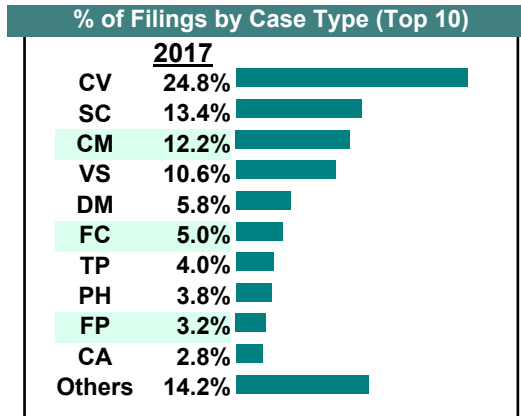
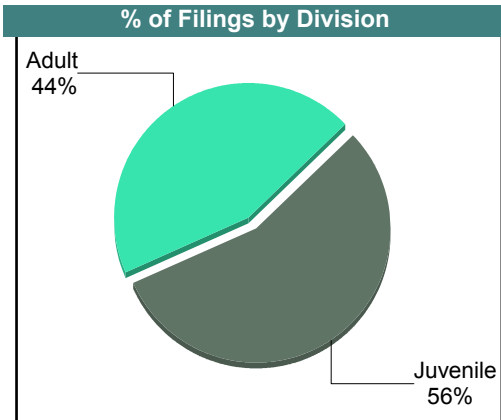
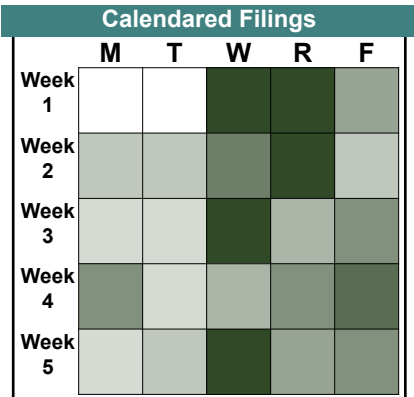
# CASELOAD STATISTICS OF THE JUVENILE & DOMESTIC RELATIONS COURTS

March 2017

Lynchburg

District: 24

		<u>Filings</u>	<u>Hearings</u>	<u>Transactions</u>	<u>Concluded</u>	<u>Cont</u>
<b>Adult</b>						
Non-Family Abuse Prot Order	AP	0	2	2	1	1
Capias	CA	14	72	72	30	42
Felony	CF	7	37	37	15	22
Misdemeanor	CM	61	194	194	73	121
Family Abuse - Prot Order	FP	16	42	42	23	19
Motion - Prot Order	MP	4	4	4	4	-
Show Cause	SC	67	187	187	80	106
Civil Support	VS	53	93	93	55	38
<b>Adult Total</b>		<b>222</b>	<b>631</b>	<b>631</b>	<b>281</b>	<b>349</b>
<b>Juvenile</b>						
Abuse or Neglect	AN	10	28	28	13	15
Non-Family Abuse Prot Order	AP	3	4	4	2	2
Child in Need of Services	CS	6	19	19	4	15
Custody Visitation	CV	124	249	249	144	105
Felony	DF	1	27	27	8	19
Misdemeanor	DM	29	121	121	40	80
Entrustment	ET	11	15	15	6	9
Foster Care Review	FC	25	25	25	25	-
Initial Foster Care	IF	4	4	4	4	-
Motion - Prot Order	MP	2	2	2	2	-
Permanency	PH	19	23	23	23	-
Petition	PT	9	12	12	6	6
Traffic	T	2	4	6	4	2
Term Parental Rights	TP	20	34	34	15	19
Truancy	TR	12	41	41	13	28
<b>Juvenile Total</b>		<b>277</b>	<b>608</b>	<b>610</b>	<b>309</b>	<b>300</b>
<b>Lynchburg Totals</b>		<b>499</b>	<b>1,239</b>	<b>1,241</b>	<b>590</b>	<b>649</b>



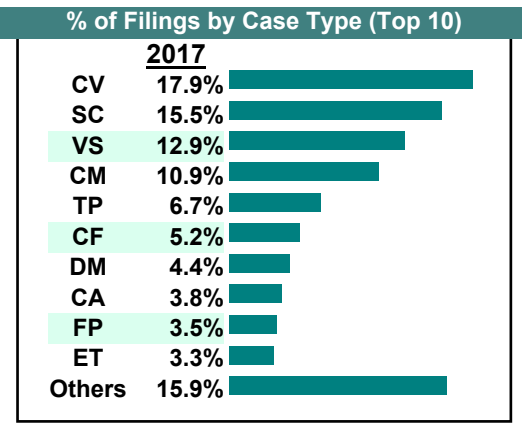
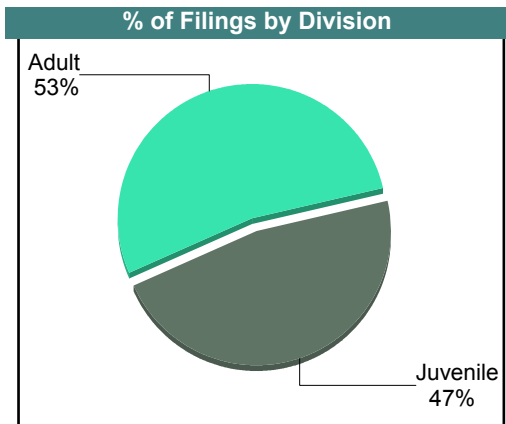

**CASELOAD STATISTICS OF THE JUVENILE & DOMESTIC RELATIONS COURTS**

February 2017

**Lynchburg**

District: 24

		<u>Filings</u>	<u>Hearings</u>	<u>Transactions</u>	<u>Concluded</u>	<u>Cont</u>
<b><u>Adult</u></b>						
Non-Family Abuse Prot Order	AP	4	5	5	2	3
Capias	CA	20	57	57	19	38
Felony	CF	27	53	53	6	47
Misdemeanor	CM	57	139	139	49	90
Family Abuse - Prot Order	FP	18	48	48	23	25
Motion - Prot Order	MP	0	1	1	1	-
Remand Support	RS	1	1	1	1	-
Show Cause	SC	81	188	188	83	104
SL/Other	SL	1	1	1	1	-
Civil Support	VS	67	92	92	59	33
<b>Adult Total</b>		<b>276</b>	<b>585</b>	<b>585</b>	<b>244</b>	<b>340</b>
<b><u>Juvenile</u></b>						
Abuse or Neglect	AN	11	25	25	7	18
Non-Family Abuse Prot Order	AP	5	10	10	3	7
Child in Need of Services	CS	2	8	8	2	6
Custody Visitation	CV	93	214	214	139	75
Felony	DF	11	35	35	5	30
Misdemeanor	DM	23	96	96	31	65
Entrustment	ET	17	17	17	12	5
Foster Care Review	FC	14	18	18	14	4
Initial Foster Care	IF	2	2	2	2	-
Permanency	PH	12	15	15	13	2
Petition	PT	9	11	11	6	5
Remand Custody	RC	1	1	1	1	-
Remand Visitation	RV	1	1	1	1	-
Status	ST	0	1	1	0	1
Traffic	T	1	3	3	3	-
Term Parental Rights	TP	35	43	43	29	14
Truancy	TR	8	36	36	2	34
<b>Juvenile Total</b>		<b>245</b>	<b>536</b>	<b>536</b>	<b>270</b>	<b>266</b>
<b>Lynchburg Totals</b>		<b>521</b>	<b>1,121</b>	<b>1,121</b>	<b>514</b>	<b>606</b>



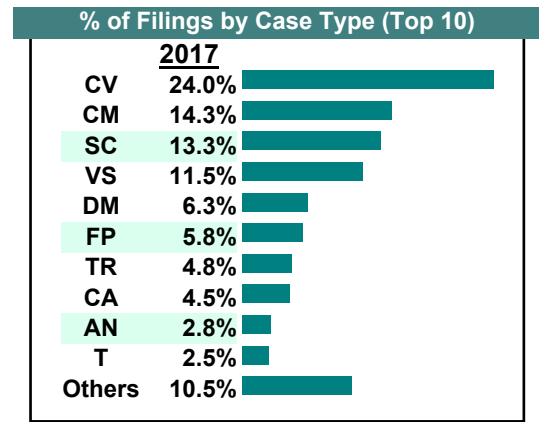
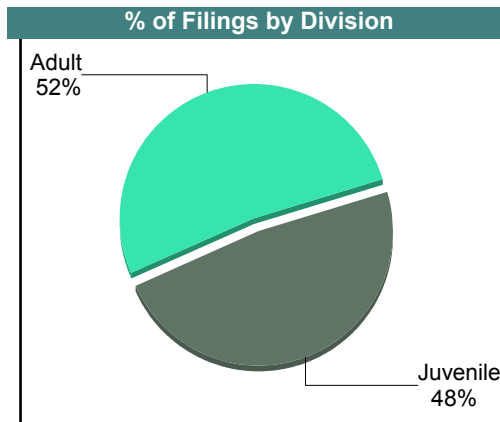

# CASELOAD STATISTICS OF THE JUVENILE & DOMESTIC RELATIONS COURTS

January 2017

Lynchburg

District: 24

		<u>Filings</u>	<u>Hearings</u>	<u>Transactions</u>	<u>Concluded</u>	<u>Cont</u>
<b>Adult</b>						
Non-Family Abuse Prot Order	AP	0	3	3	3	-
Capias	CA	18	49	49	15	34
Felony	CF	8	47	47	28	19
Misdemeanor	CM	57	165	165	64	101
Family Abuse - Prot Order	FP	23	51	51	17	34
Remand Support	RS	3	3	3	3	-
Show Cause	SC	53	170	170	74	95
SL/Other	SL	0	1	1	1	-
Civil Support	VS	46	92	92	53	39
<b>Adult Total</b>		<b>208</b>	<b>581</b>	<b>581</b>	<b>258</b>	<b>322</b>
<b>Juvenile</b>						
Abuse or Neglect	AN	11	36	36	21	15
Child in Need of Services	CS	1	4	4	1	3
Custody Visitation	CV	96	275	275	131	144
Felony	DF	2	37	37	15	22
Misdemeanor	DM	25	95	95	29	66
Entrustment	ET	0	3	3	3	-
Foster Care Review	FC	1	1	1	0	1
Initial Foster Care	IF	6	6	6	6	-
Permanency	PH	9	11	11	10	1
Petition	PT	1	5	5	4	1
Remand Custody	RC	4	4	4	4	-
Child at Risk	RI	0	4	4	0	4
Remand Visitation	RV	4	4	4	4	-
Status	ST	1	2	2	0	2
Traffic	T	10	19	20	15	5
Term Parental Rights	TP	1	9	9	7	2
Truancy	TR	19	53	53	3	50
Voluntary Continuing Services Agreement	VA	1	1	1	1	-
<b>Juvenile Total</b>		<b>192</b>	<b>569</b>	<b>570</b>	<b>254</b>	<b>316</b>
<b>Lynchburg Totals</b>		<b>400</b>	<b>1,150</b>	<b>1,151</b>	<b>512</b>	<b>638</b>

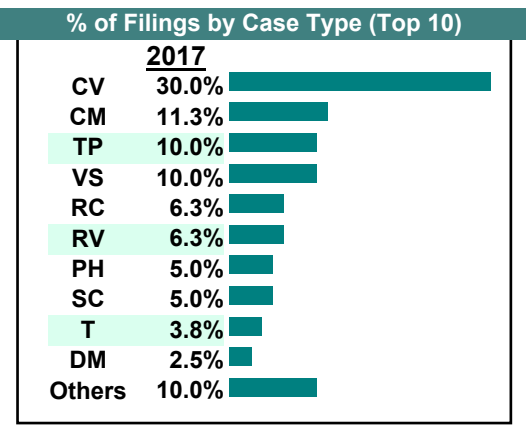
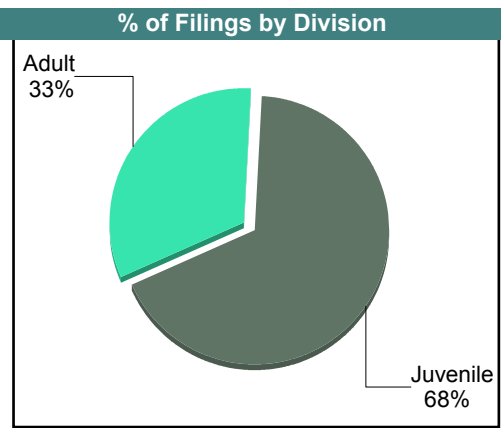
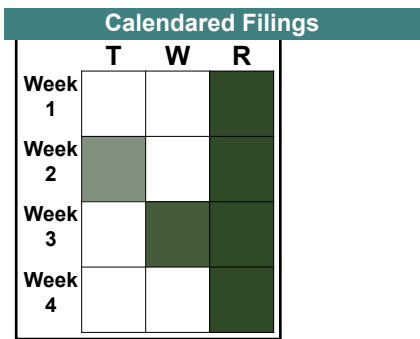


**CASELOAD STATISTICS OF THE JUVENILE & DOMESTIC RELATIONS COURTS**

December 2017

**Nelson**  
District: 24

		<u>Filings</u>	<u>Hearings</u>	<u>Transactions</u>	<u>Concluded</u>	<u>Cont</u>
<b><u>Adult</u></b>						
Capias	CA	1	3	3	0	3
Felony	CF	0	12	12	5	7
Misdemeanor	CM	9	27	27	7	20
Family Abuse - Prot Order	FP	1	2	2	1	1
Violation of PO	PV	1	1	1	1	-
Remand Support	RS	2	2	2	2	-
Show Cause	SC	4	14	14	2	12
Civil Support	VS	8	14	14	8	6
<b>Adult Total</b>		<b>26</b>	<b>75</b>	<b>75</b>	<b>26</b>	<b>49</b>
<b><u>Juvenile</u></b>						
Abuse or Neglect	AN	0	1	1	0	1
Non-Family Abuse Prot Order	AP	0	2	2	2	-
Child in Need of Services	CS	0	1	1	0	1
Custody Visitation	CV	24	26	26	12	14
Felony	DF	0	5	5	0	5
Misdemeanor	DM	2	16	16	2	14
Foster Care Review	FC	1	1	1	1	-
Permanency	PH	4	4	4	4	-
Petition	PT	0	1	1	1	-
Remand Custody	RC	5	5	5	5	-
Remand Visitation	RV	5	5	5	5	-
Show Cause	SC	0	1	1	0	1
Status	ST	0	1	1	0	1
Traffic	T	3	4	4	4	-
Term Parental Rights	TP	8	8	8	8	-
Truancy	TR	2	7	7	1	6
Voluntary Continuing Services Agreement	VA	0	2	2	0	2
<b>Juvenile Total</b>		<b>54</b>	<b>90</b>	<b>90</b>	<b>45</b>	<b>45</b>
<b>Nelson Totals</b>		<b>80</b>	<b>165</b>	<b>165</b>	<b>71</b>	<b>94</b>

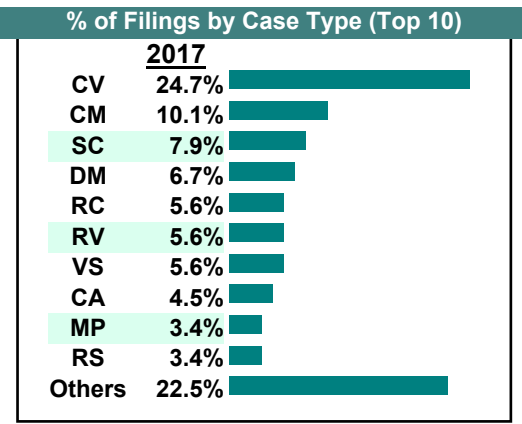
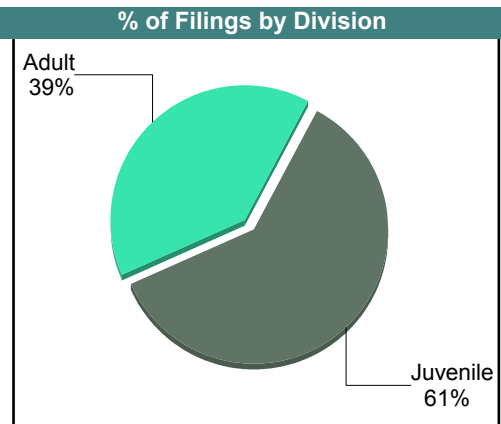
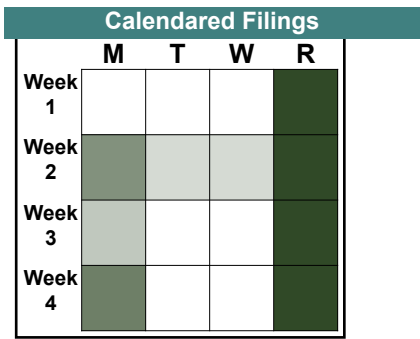


# CASELOAD STATISTICS OF THE JUVENILE & DOMESTIC RELATIONS COURTS

November 2017

**Nelson**  
District: 24

		<u>Filings</u>	<u>Hearings</u>	<u>Transactions</u>	<u>Concluded</u>	<u>Cont</u>
<b><u>Adult</u></b>						
Capias	CA	4	7	7	2	5
Felony	CF	2	11	11	8	3
Misdemeanor	CM	9	16	16	3	13
Family Abuse - Prot Order	FP	1	4	4	3	1
Motion - Prot Order	MP	3	5	5	4	1
Violation of PO	PV	1	1	1	1	-
Remand Support	RS	3	3	3	3	-
Show Cause	SC	7	24	24	8	16
Civil Support	VS	5	10	10	3	7
<b>Adult Total</b>		<b>35</b>	<b>81</b>	<b>81</b>	<b>35</b>	<b>46</b>
<b><u>Juvenile</u></b>						
Abuse or Neglect	AN	2	4	4	1	3
Non-Family Abuse Prot Order	AP	1	2	2	0	2
Custody Relief	CR	1	1	1	1	-
Child in Need of Services	CS	1	1	1	0	1
Custody Visitation	CV	22	49	49	33	16
Felony	DF	1	1	1	0	1
Misdemeanor	DM	6	12	12	4	8
Entrustment	ET	1	1	1	0	1
Foster Care Review	FC	1	1	1	1	-
Permanency	PH	1	1	1	0	1
Petition	PT	1	1	1	0	1
Remand Custody	RC	5	5	5	5	-
Remand Visitation	RV	5	5	5	5	-
Show Cause	SC	0	1	1	0	1
Status	ST	2	2	2	1	1
Traffic	T	1	2	2	1	1
Term Parental Rights	TP	0	2	2	0	2
Truancy	TR	3	8	8	0	8
<b>Juvenile Total</b>		<b>54</b>	<b>99</b>	<b>99</b>	<b>52</b>	<b>47</b>
<b>Nelson Totals</b>		<b>89</b>	<b>180</b>	<b>180</b>	<b>87</b>	<b>93</b>

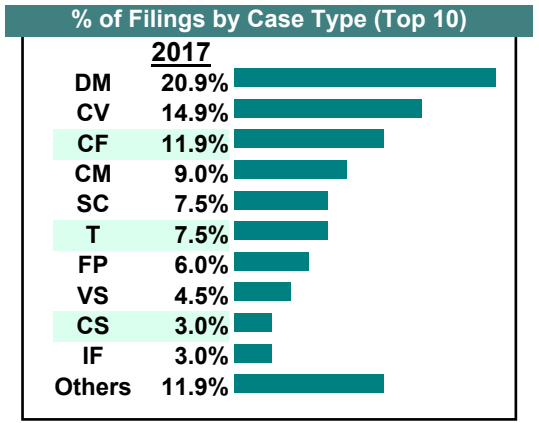
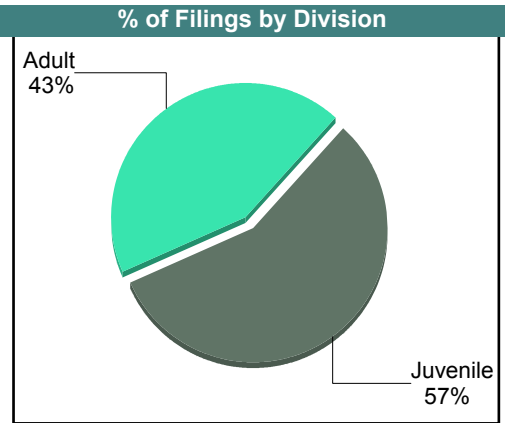
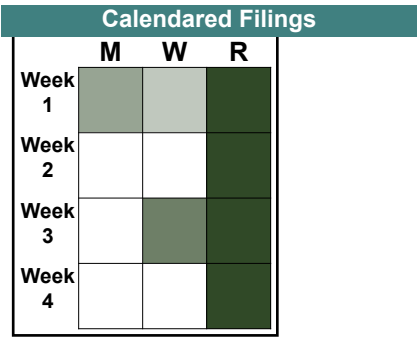


# CASELOAD STATISTICS OF THE JUVENILE & DOMESTIC RELATIONS COURTS

October 2017

**Nelson**  
District: 24

		<u>Filings</u>	<u>Hearings</u>	<u>Transactions</u>	<u>Concluded</u>	<u>Cont</u>
<b><u>Adult</u></b>						
Non-Family Abuse Prot Order	AP	1	1	1	1	-
Capias	CA	0	2	2	1	1
Felony	CF	8	25	25	7	18
Misdemeanor	CM	6	23	23	12	11
Family Abuse - Prot Order	FP	4	8	8	2	6
Motion - Prot Order	MP	1	1	1	0	1
Remand Support	RS	1	1	1	1	-
Show Cause	SC	5	14	14	4	10
Civil Support	VS	3	6	6	5	1
<b>Adult Total</b>		<b>29</b>	<b>81</b>	<b>81</b>	<b>33</b>	<b>48</b>
<b><u>Juvenile</u></b>						
Abuse or Neglect	AN	0	2	2	2	-
Child in Need of Services	CS	2	3	3	1	2
Custody Visitation	CV	10	25	25	19	6
Felony	DF	0	5	5	0	5
Misdemeanor	DM	14	26	26	7	19
Foster Care Review	FC	1	1	1	1	-
Initial Foster Care	IF	2	2	2	2	-
Permanency	PH	1	1	1	1	-
Petition	PT	0	1	1	0	1
Remand Custody	RC	1	1	1	1	-
Child at Risk	RI	1	2	2	1	1
Remand Visitation	RV	1	1	1	1	-
Show Cause	SC	0	1	1	1	-
Traffic	T	5	4	5	3	2
Truancy	TR	0	3	3	1	2
<b>Juvenile Total</b>		<b>38</b>	<b>78</b>	<b>79</b>	<b>41</b>	<b>38</b>
<b>Nelson Totals</b>		<b>67</b>	<b>159</b>	<b>160</b>	<b>74</b>	<b>86</b>



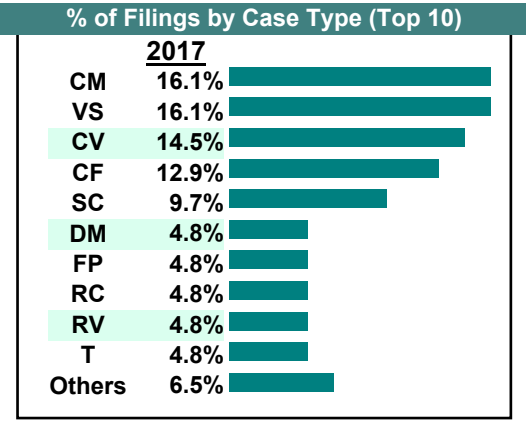
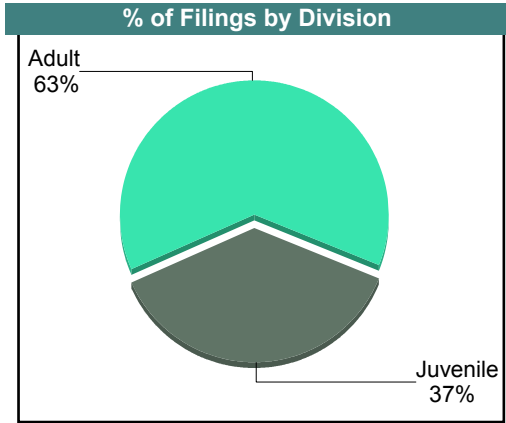
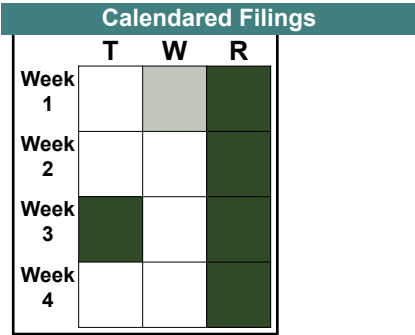


**CASELOAD STATISTICS OF THE JUVENILE & DOMESTIC RELATIONS COURTS**

September 2017

**Nelson**  
District: 24

		<u>Filings</u>	<u>Hearings</u>	<u>Transactions</u>	<u>Concluded</u>	<u>Cont</u>
<b><u>Adult</u></b>						
Capias	CA	1	2	2	0	2
Felony	CF	8	19	19	3	16
Misdemeanor	CM	10	33	33	16	17
Family Abuse - Prot Order	FP	3	9	9	2	7
Remand Support	RS	2	2	2	2	-
Show Cause	SC	5	10	10	3	7
Civil Support	VS	10	15	15	8	7
<b>Adult Total</b>		<b>39</b>	<b>90</b>	<b>90</b>	<b>34</b>	<b>56</b>
<b><u>Juvenile</u></b>						
Abuse or Neglect	AN	0	7	7	5	2
Child in Need of Services	CS	0	1	1	0	1
Custody Visitation	CV	9	19	19	9	10
Felony	DF	0	1	1	0	1
Misdemeanor	DM	3	7	7	2	5
Petition	PT	1	1	1	0	1
Remand Custody	RC	3	3	3	3	-
Remand Visitation	RV	3	3	3	3	-
Show Cause	SC	1	2	2	0	2
Status	ST	0	1	1	1	-
Traffic	T	3	2	3	2	1
Truancy	TR	0	4	4	0	4
<b>Juvenile Total</b>		<b>23</b>	<b>51</b>	<b>52</b>	<b>25</b>	<b>27</b>
<b>Nelson Totals</b>		<b>62</b>	<b>141</b>	<b>142</b>	<b>59</b>	<b>83</b>



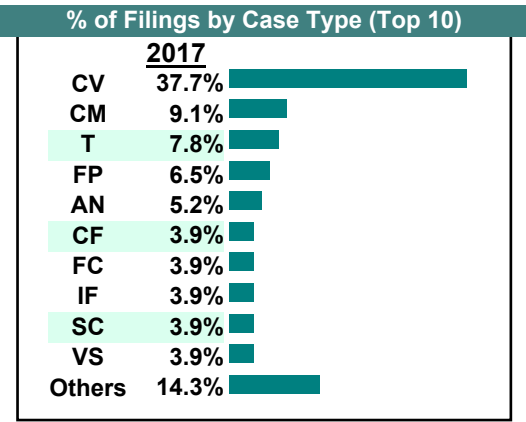
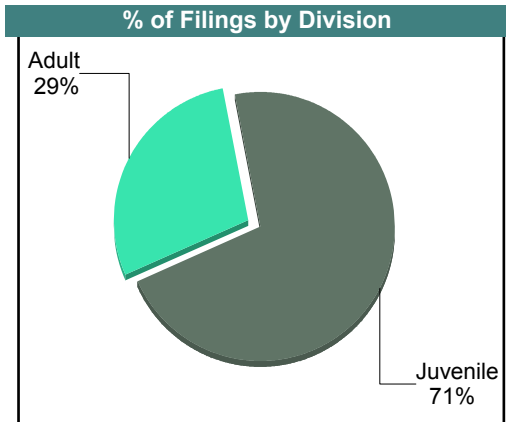
# CASELOAD STATISTICS OF THE JUVENILE & DOMESTIC RELATIONS COURTS

August 2017

**Nelson**  
District: 24

		<u>Filings</u>	<u>Hearings</u>	<u>Transactions</u>	<u>Concluded</u>	<u>Cont</u>
<b><u>Adult</u></b>						
Capias	CA	0	2	2	1	1
Felony	CF	3	14	14	4	10
Misdemeanor	CM	7	33	33	14	19
Family Abuse - Prot Order	FP	5	9	9	4	5
Remand Support	RS	1	1	1	1	-
Show Cause	SC	3	21	21	8	13
Civil Support	VS	3	7	7	4	3
<b>Adult Total</b>		<b>22</b>	<b>87</b>	<b>87</b>	<b>36</b>	<b>51</b>
<b><u>Juvenile</u></b>						
Abuse or Neglect	AN	4	17	17	5	12
Custody Relief	CR	1	1	1	1	-
Child in Need of Services	CS	0	3	3	1	2
Custody Visitation	CV	29	60	60	33	27
Felony	DF	0	26	26	26	-
Misdemeanor	DM	0	19	19	17	2
Foster Care Review	FC	3	3	3	3	-
Initial Foster Care	IF	3	3	3	3	-
Permanency	PH	2	2	2	2	-
Remand Custody	RC	1	1	1	1	-
Remand Visitation	RV	1	1	1	1	-
Status	ST	1	1	1	0	1
Traffic	T	6	4	7	7	-
Term Parental Rights	TP	2	2	2	0	2
Truancy	TR	2	7	7	0	7
<b>Juvenile Total</b>		<b>55</b>	<b>150</b>	<b>153</b>	<b>100</b>	<b>53</b>
<b>Nelson Totals</b>		<b>77</b>	<b>237</b>	<b>240</b>	<b>136</b>	<b>104</b>

Calendared Filings				
	M	T	W	R
Week 1				
Week 2				
Week 3				
Week 4				
Week 5				

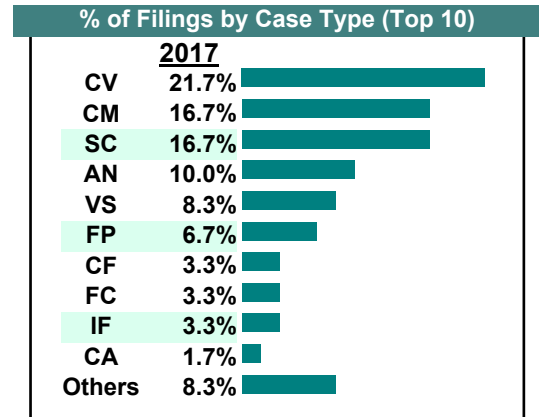
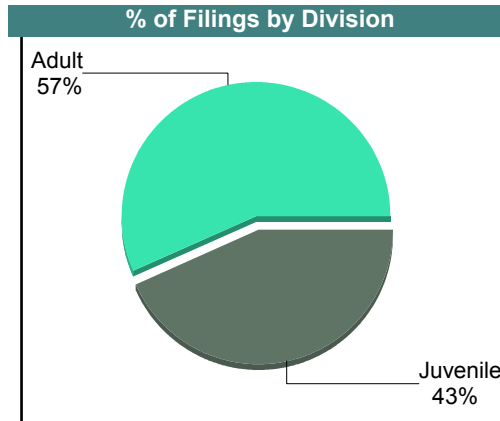
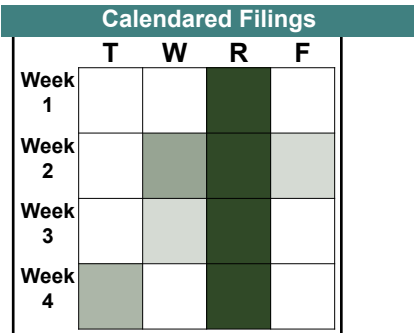


# CASELOAD STATISTICS OF THE JUVENILE & DOMESTIC RELATIONS COURTS

July 2017

**Nelson**  
District: 24

		<u>Filings</u>	<u>Hearings</u>	<u>Transactions</u>	<u>Concluded</u>	<u>Cont</u>
<b>Adult</b>						
Capias	CA	1	2	2	1	1
Felony	CF	2	4	4	0	4
Misdemeanor	CM	10	27	27	7	20
Family Abuse - Prot Order	FP	4	7	7	4	3
Motion - Prot Order	MP	1	1	1	1	-
Remand Support	RS	1	1	1	1	-
Show Cause	SC	10	24	24	8	16
Civil Support	VS	5	12	12	4	8
<b>Adult Total</b>		<b>34</b>	<b>78</b>	<b>78</b>	<b>26</b>	<b>52</b>
<b>Juvenile</b>						
Abuse or Neglect	AN	6	14	14	0	14
Child in Need of Services	CS	0	4	4	1	3
Custody Visitation	CV	13	25	25	8	17
Felony	DF	1	34	34	0	34
Misdemeanor	DM	1	22	22	4	18
Foster Care Review	FC	2	2	2	2	-
Initial Foster Care	IF	2	2	2	2	-
Remand Custody	RC	1	1	1	1	-
Child at Risk	RI	0	2	2	2	-
Traffic	T	0	1	1	1	-
Truancy	TR	0	2	2	0	2
Voluntary Continuing Services Agreement	VA	0	3	3	0	3
<b>Juvenile Total</b>		<b>26</b>	<b>112</b>	<b>112</b>	<b>21</b>	<b>91</b>
<b>Nelson Totals</b>		<b>60</b>	<b>190</b>	<b>190</b>	<b>47</b>	<b>143</b>



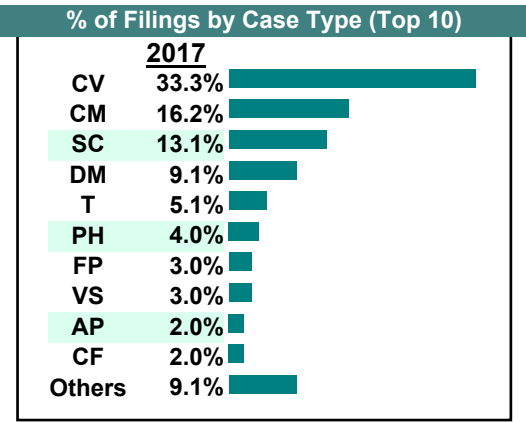
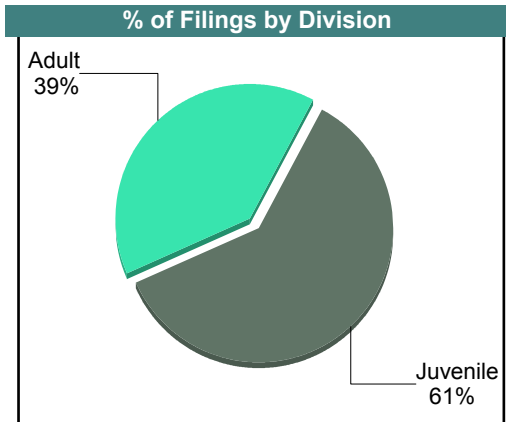
# CASELOAD STATISTICS OF THE JUVENILE & DOMESTIC RELATIONS COURTS

June 2017

**Nelson**  
District: 24

		<u>Filings</u>	<u>Hearings</u>	<u>Transactions</u>	<u>Concluded</u>	<u>Cont</u>
<b>Adult</b>						
Non-Family Abuse Prot Order	AP	0	1	1	1	-
Capias	CA	1	3	3	3	-
Felony	CF	2	13	13	6	7
Misdemeanor	CM	16	36	36	11	25
Family Abuse - Prot Order	FP	3	4	4	1	3
Violation of PO	PV	1	1	1	1	-
Remand Support	RS	1	1	1	1	-
Show Cause	SC	12	29	29	13	16
Civil Support	VS	3	8	8	7	1
<b>Adult Total</b>		<b>39</b>	<b>96</b>	<b>96</b>	<b>44</b>	<b>52</b>
<b>Juvenile</b>						
Abuse or Neglect	AN	1	4	4	1	3
Non-Family Abuse Prot Order	AP	2	4	4	0	4
Custody Relief	CR	1	1	1	1	-
Child in Need of Services	CS	1	9	9	2	7
Custody Visitation	CV	33	42	42	27	15
Felony	DF	0	2	2	0	2
Misdemeanor	DM	9	15	15	2	13
Permanency	PH	4	4	4	4	-
Remand Custody	RC	1	1	1	1	-
Remand Visitation	RV	1	1	1	1	-
Show Cause	SC	1	1	1	0	1
Traffic	T	5	4	5	5	-
Truancy	TR	1	6	6	2	4
<b>Juvenile Total</b>		<b>60</b>	<b>94</b>	<b>95</b>	<b>46</b>	<b>49</b>
<b>Nelson Totals</b>		<b>99</b>	<b>190</b>	<b>191</b>	<b>90</b>	<b>101</b>

Calendared Filings				
	M	W	R	F
Week 1				
Week 2				
Week 3				
Week 4				
Week 5				



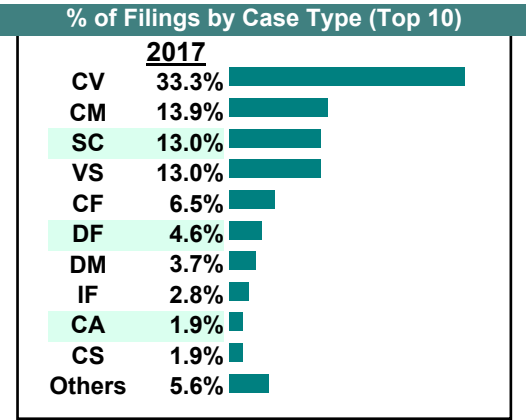
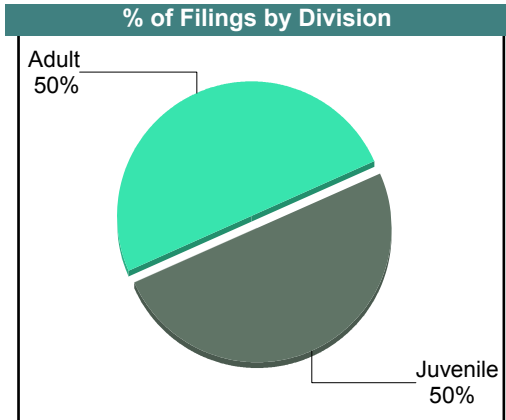
**CASELOAD STATISTICS OF THE JUVENILE & DOMESTIC RELATIONS COURTS**

May 2017

**Nelson**  
District: 24

		<u>Filings</u>	<u>Hearings</u>	<u>Transactions</u>	<u>Concluded</u>	<u>Cont</u>
<b><u>Adult</u></b>						
Capias	CA	2	8	8	3	5
Felony	CF	7	11	11	1	10
Misdemeanor	CM	15	30	30	11	19
Family Abuse - Prot Order	FP	1	5	5	4	1
Motion - Prot Order	MP	1	1	1	1	-
Show Cause	SC	14	28	28	11	17
Civil Support	VS	14	23	23	10	13
<b>Adult Total</b>		<b>54</b>	<b>106</b>	<b>106</b>	<b>41</b>	<b>65</b>
<b><u>Juvenile</u></b>						
Abuse or Neglect	AN	1	6	6	3	3
Child in Need of Services	CS	2	3	3	0	3
Custody Visitation	CV	36	64	64	31	33
Felony	DF	5	5	5	0	5
Misdemeanor	DM	4	5	5	1	4
Initial Foster Care	IF	3	3	3	3	-
Permanency	PH	1	1	1	1	-
Child at Risk	RI	0	1	1	1	-
Traffic	T	1	1	2	2	-
Truancy	TR	1	5	5	1	4
<b>Juvenile Total</b>		<b>54</b>	<b>94</b>	<b>95</b>	<b>43</b>	<b>52</b>
<b>Nelson Totals</b>		<b>108</b>	<b>200</b>	<b>201</b>	<b>84</b>	<b>117</b>

Calendared Filings				
	M	T	W	R
Week 1				
Week 2				
Week 3				
Week 4				

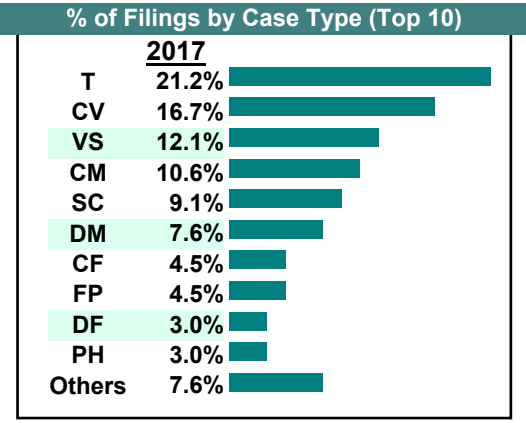
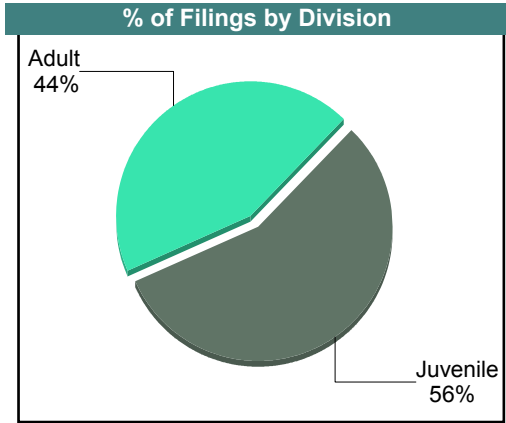
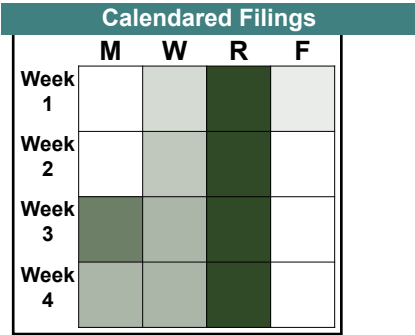


**CASELOAD STATISTICS OF THE JUVENILE & DOMESTIC RELATIONS COURTS**

April 2017

**Nelson**  
District: 24

		<u>Filings</u>	<u>Hearings</u>	<u>Transactions</u>	<u>Concluded</u>	<u>Cont</u>
<b>Adult</b>						
Non-Family Abuse Prot Order	AP	0	1	1	0	1
Capias	CA	0	4	4	1	3
Felony	CF	3	6	6	0	6
Misdemeanor	CM	7	23	23	9	14
Family Abuse - Prot Order	FP	3	5	5	2	3
Motion - Prot Order	MP	1	1	1	1	-
Remand Support	RS	1	1	1	1	-
Show Cause	SC	6	20	20	11	9
Civil Support	VS	8	15	15	11	4
<b>Adult Total</b>		<b>29</b>	<b>76</b>	<b>76</b>	<b>36</b>	<b>40</b>
<b>Juvenile</b>						
Abuse or Neglect	AN	1	1	1	0	1
Child in Need of Services	CS	1	4	4	1	3
Custody Visitation	CV	11	26	26	24	2
Felony	DF	2	3	3	0	3
Misdemeanor	DM	5	13	13	3	10
Permanency	PH	2	2	2	2	-
Child at Risk	RI	1	2	2	0	2
Traffic	T	14	11	14	11	3
Term Parental Rights	TP	0	4	4	4	-
Truancy	TR	0	6	6	1	5
<b>Juvenile Total</b>		<b>37</b>	<b>72</b>	<b>75</b>	<b>46</b>	<b>29</b>
<b>Nelson Totals</b>		<b>66</b>	<b>148</b>	<b>151</b>	<b>82</b>	<b>69</b>



# CASELOAD STATISTICS OF THE JUVENILE & DOMESTIC RELATIONS COURTS

March 2017

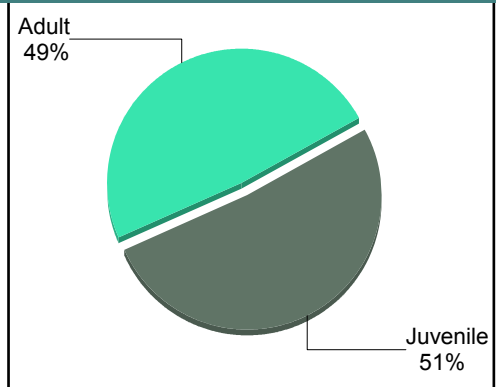
**Nelson**  
District: 24

		<u>Filings</u>	<u>Hearings</u>	<u>Transactions</u>	<u>Concluded</u>	<u>Cont</u>
<b>Adult</b>						
Non-Family Abuse Prot Order	AP	1	2	2	0	2
Capias	CA	3	8	8	3	5
Felony	CF	3	16	16	8	8
Misdemeanor	CM	16	41	41	12	29
Family Abuse - Prot Order	FP	5	13	13	6	7
Motion - Prot Order	MP	2	2	2	2	-
Remand Support	RS	1	1	1	1	-
Show Cause	SC	8	17	17	9	8
Civil Support	VS	16	20	20	14	6
<b>Adult Total</b>		<b>55</b>	<b>120</b>	<b>120</b>	<b>55</b>	<b>65</b>
<b>Juvenile</b>						
Abuse or Neglect	AN	16	36	36	13	23
Child in Need of Services	CS	0	2	2	1	1
Custody Visitation	CV	26	49	49	26	23
Felony	DF	0	2	2	1	1
Misdemeanor	DM	3	11	11	3	8
Petition	PT	0	1	1	1	-
Remand Custody	RC	2	2	2	2	-
Child at Risk	RI	0	2	2	0	2
Remand Visitation	RV	2	2	2	2	-
Traffic	T	3	7	8	8	-
Truancy	TR	6	10	10	1	9
<b>Juvenile Total</b>		<b>58</b>	<b>124</b>	<b>125</b>	<b>58</b>	<b>67</b>
<b>Nelson Totals</b>		<b>113</b>	<b>244</b>	<b>245</b>	<b>113</b>	<b>132</b>

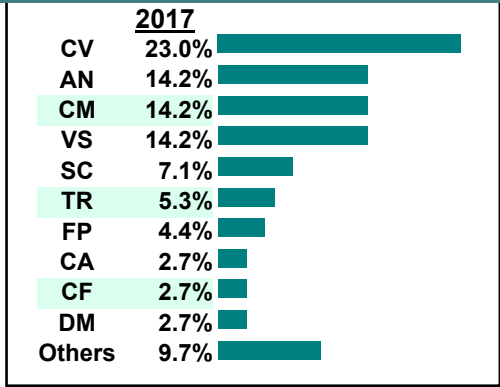
**Calendared Filings**

	W	R	F
Week 1			
Week 2			
Week 3			
Week 4			
Week 5			

**% of Filings by Division**



**% of Filings by Case Type (Top 10)**



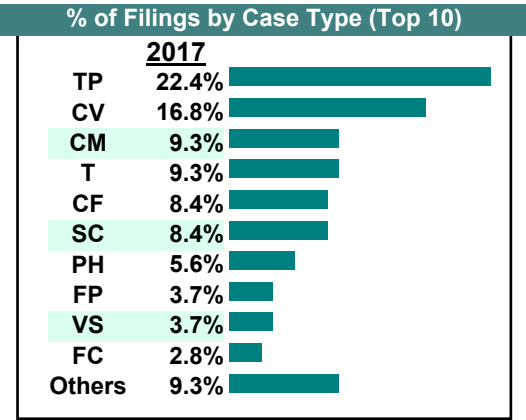
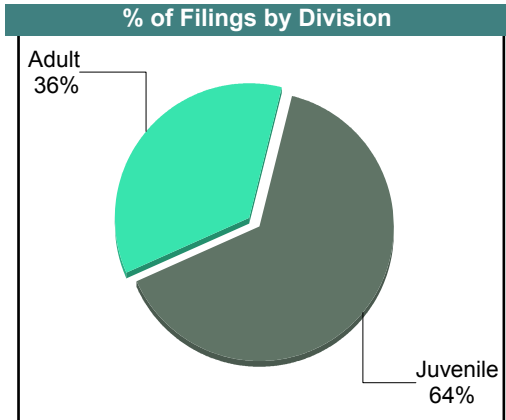
**CASELOAD STATISTICS OF THE JUVENILE & DOMESTIC RELATIONS COURTS**

February 2017

**Nelson**  
District: 24

		<u>Filings</u>	<u>Hearings</u>	<u>Transactions</u>	<u>Concluded</u>	<u>Cont</u>
<b><u>Adult</u></b>						
Capias	CA	2	4	4	0	4
Felony	CF	9	14	14	5	9
Misdemeanor	CM	10	19	19	5	14
Family Abuse - Prot Order	FP	4	8	8	5	3
Show Cause	SC	9	19	19	5	14
Civil Support	VS	4	8	8	2	6
<b>Adult Total</b>		<b>38</b>	<b>72</b>	<b>72</b>	<b>22</b>	<b>50</b>
<b><u>Juvenile</u></b>						
Child in Need of Services	CS	1	5	5	0	5
Custody Visitation	CV	18	45	45	22	23
Misdemeanor	DM	2	18	18	9	9
Foster Care Review	FC	3	3	3	3	-
Permanency	PH	6	6	6	6	-
Petition	PT	1	1	1	0	1
Child at Risk	RI	2	4	4	0	4
Traffic	T	10	12	15	8	7
Term Parental Rights	TP	24	24	24	20	4
Truancy	TR	2	6	6	1	5
Voluntary Continuing Services Agreement	VA	0	1	1	0	1
<b>Juvenile Total</b>		<b>69</b>	<b>125</b>	<b>128</b>	<b>69</b>	<b>59</b>
<b>Nelson Totals</b>		<b>107</b>	<b>197</b>	<b>200</b>	<b>91</b>	<b>109</b>

Calendared Filings				
	M	T	W	R
Week 1				
Week 2				
Week 3				
Week 4				





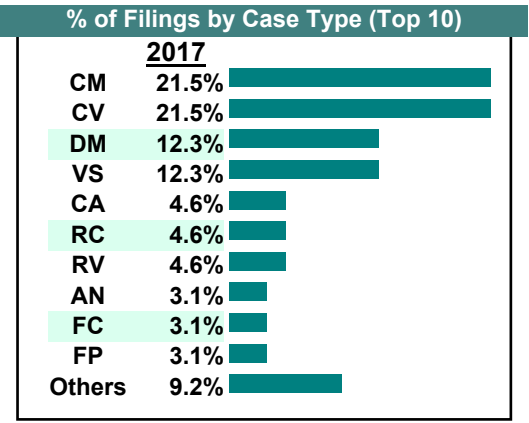
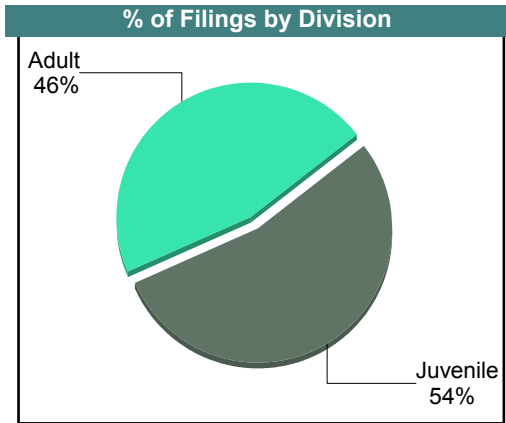
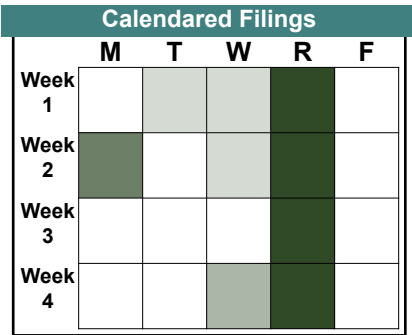
**CASELOAD STATISTICS OF THE JUVENILE & DOMESTIC RELATIONS COURTS**

January 2017

**Nelson**

District: 24

		<u>Filings</u>	<u>Hearings</u>	<u>Transactions</u>	<u>Concluded</u>	<u>Cont</u>
<b>Adult</b>						
Capias	CA	3	5	5	0	5
Felony	CF	0	4	4	4	-
Misdemeanor	CM	14	33	33	14	19
Family Abuse - Prot Order	FP	2	5	5	3	2
Remand Support	RS	2	2	2	2	-
Show Cause	SC	1	14	14	4	10
Civil Support	VS	8	18	18	16	2
<b>Adult Total</b>		<b>30</b>	<b>81</b>	<b>81</b>	<b>43</b>	<b>38</b>
<b>Juvenile</b>						
Abuse or Neglect	AN	2	4	4	2	2
Child in Need of Services	CS	1	3	3	0	3
Custody Visitation	CV	14	36	36	26	10
Misdemeanor	DM	8	16	16	3	13
Foster Care Review	FC	2	2	2	2	-
Permanency	PH	1	1	1	1	-
Remand Custody	RC	3	3	3	3	-
Remand Visitation	RV	3	3	3	3	-
Traffic	T	1	4	5	2	3
Truancy	TR	0	3	3	1	2
Voluntary Continuing Services Agreement	VA	0	1	1	0	1
<b>Juvenile Total</b>		<b>35</b>	<b>76</b>	<b>77</b>	<b>43</b>	<b>34</b>
<b>Nelson Totals</b>		<b>65</b>	<b>157</b>	<b>158</b>	<b>86</b>	<b>72</b>



Filings by Court & Division

	Amherst	Bedford	Campbell	Lynchburg	Nelson	Total
<b>A Show Cause</b>	375 17%	549 26%	407 19%	733 34%	84 4%	<b>2,148</b>
<b>Adult Misdemeanor</b>	299 14%	475 23%	416 20%	746 36%	129 6%	<b>2,065</b>
<b>Civil Support</b>	331 17%	546 28%	449 23%	568 29%	87 4%	<b>1,981</b>
<b>Family Abuse - Prot Order</b>	128 17%	191 25%	153 20%	253 33%	36 5%	<b>761</b>
<b>Adult Felony</b>	116 17%	205 30%	87 13%	238 34%	47 7%	<b>693</b>
<b>Capias</b>	49 10%	117 23%	118 23%	211 41%	18 4%	<b>513</b>
<b>Motion - Prot Order</b>	21 14%	44 29%	28 18%	51 33%	9 6%	<b>153</b>
<b>Remand Support</b>	19 18%	47 45%	6 6%	17 16%	15 14%	<b>104</b>
<b>Violation of PO</b>	43 81%	3 6%	4 8%	- 0%	3 6%	<b>53</b>
<b>Non-Family Abuse Prot Order</b>	6 17%	7 19%	9 25%	12 33%	2 6%	<b>36</b>
<b>SL/Other</b>	4 11%	18 50%	10 28%	4 11%	- 0%	<b>36</b>
<b>Other</b>	1 11%	8 89%	- 0%	- 0%	- 0%	<b>9</b>
<b>Bond Forfeiture</b>	- 0%	2 67%	- 0%	1 33%	- 0%	<b>3</b>
<b>Protective Order</b>	- 0%	1 100%	- 0%	- 0%	- 0%	<b>1</b>
<b>Restricted O/L</b>	- 0%	1 100%	- 0%	- 0%	- 0%	<b>1</b>
<b>Violation Fam Abuse PO</b>	- 0%	1 100%	- 0%	- 0%	- 0%	<b>1</b>
<b>Total</b>	1,392 16%	2,215 26%	1,687 20%	2,834 33%	430 5%	<b>8,558</b>
<b>J Custody Visitation</b>	926 17%	1,800 34%	1,102 21%	1,295 24%	245 5%	<b>5,368</b>
<b>Delinquency</b>	204 16%	252 19%	189 15%	582 45%	66 5%	<b>1,293</b>
<b>Traffic</b>	132 26%	159 31%	111 22%	62 12%	52 10%	<b>516</b>
<b>Abuse or Neglect</b>	74 16%	161 35%	35 8%	154 34%	33 7%	<b>457</b>
<b>Truancy</b>	16 5%	134 44%	21 7%	117 38%	17 6%	<b>305</b>
<b>Permanency</b>	29 10%	45 16%	19 7%	174 60%	22 8%	<b>289</b>
<b>Foster Care Review</b>	26 10%	83 31%	24 9%	125 46%	13 5%	<b>271</b>

	Amherst	Bedford	Campbell	Lynchburg	Nelson	Total
<b>J</b>						
<b>Status Offense/Other</b>	24	153	55	12	3	<b>247</b>
	10%	62%	22%	5%	1%	
<b>Term Parental Rights</b>	9	20	13	163	34	<b>239</b>
	4%	8%	5%	68%	14%	
<b>Remand Custody</b>	32	70	20	31	22	<b>175</b>
	18%	40%	11%	18%	13%	
<b>Child in Need of Services</b>	6	102	15	31	9	<b>163</b>
	4%	63%	9%	19%	6%	
<b>Remand Visitation</b>	27	70	12	26	21	<b>156</b>
	17%	45%	8%	17%	13%	
<b>Initial Foster Care</b>	10	40	14	52	10	<b>126</b>
	8%	32%	11%	41%	8%	
<b>Paternity</b>	32	38	4	49	3	<b>126</b>
	25%	30%	3%	39%	2%	
<b>Entrustment</b>	5	6	-	74	1	<b>86</b>
	6%	7%	0%	86%	1%	
<b>Motion - Prot Order</b>	1	33	16	2	-	<b>52</b>
	2%	63%	31%	4%	0%	
<b>Non-Family Abuse Prot Order</b>	6	9	4	15	3	<b>37</b>
	16%	24%	11%	41%	8%	
<b>Child at Risk</b>	22	-	2	2	4	<b>30</b>
	73%	0%	7%	7%	13%	
<b>Voluntary Continuing</b>	-	7	2	7	-	<b>16</b>
	0%	44%	13%	44%	0%	
<b>Show Cause</b>	-	11	-	-	2	<b>13</b>
	0%	85%	0%	0%	15%	
<b>Custody Relief</b>	-	6	1	2	3	<b>12</b>
	0%	50%	8%	17%	25%	
<b>Family Abuse - Prot Order</b>	6	2	1	-	-	<b>9</b>
	67%	22%	11%	0%	0%	
<b>Capias</b>	-	4	-	-	-	<b>4</b>
	0%	100%	0%	0%	0%	
<b>Emancipation</b>	3	-	-	1	-	<b>4</b>
	75%	0%	0%	25%	0%	
<b>Protective Order</b>	-	1	-	-	-	<b>1</b>
	0%	100%	0%	0%	0%	
<b>Violation of PO</b>	1	-	-	-	-	<b>1</b>
	100%	0%	0%	0%	0%	
<b>Total</b>	1,591	3,206	1,660	2,976	563	<b>9,996</b>
	16%	32%	17%	30%	6%	
<b>Total</b>	2,983	5,421	3,347	5,810	993	18,554
	16%	29%	18%	31%	5%	

**CASELOAD STATISTICS OF THE JUVENILE & DOMESTIC RELATIONS COURTS**

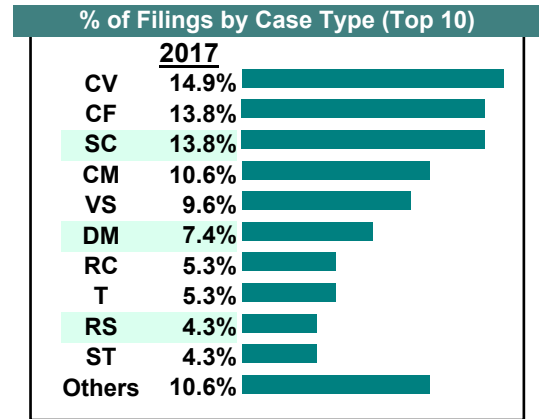
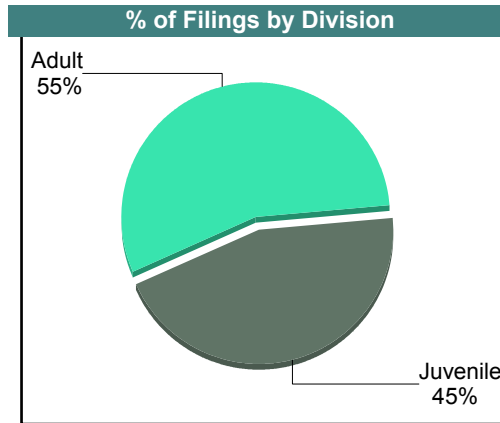
December 2017

**Allegheny**

District: 25

		<u>Filings</u>	<u>Hearings</u>	<u>Transactions</u>	<u>Concluded</u>	<u>Cont</u>
<b>Adult</b>						
Capias	CA	2	2	2	1	1
Felony	CF	13	21	21	6	15
Misdemeanor	CM	10	48	48	20	27
Family Abuse - Prot Order	FP	2	5	5	2	3
Remand Support	RS	4	4	4	4	-
Show Cause	SC	12	24	24	11	13
Civil Support	VS	9	18	18	14	4
<b>Adult Total</b>		<b>52</b>	<b>122</b>	<b>122</b>	<b>58</b>	<b>63</b>
<b>Juvenile</b>						
Custody Visitation	CV	14	36	36	27	9
Felony	DF	1	9	9	2	7
Misdemeanor	DM	7	31	31	12	19
Initial Foster Care	IF	1	1	1	1	-
Permanency	PH	1	1	1	1	-
Petition	PT	0	1	1	1	-
Remand Custody	RC	5	5	5	5	-
Show Cause	SC	1	4	4	2	2
Status	ST	4	9	9	2	7
Traffic	T	5	7	7	4	3
Term Parental Rights	TP	3	3	3	3	-
Truancy	TR	0	1	1	0	1
<b>Juvenile Total</b>		<b>42</b>	<b>108</b>	<b>108</b>	<b>60</b>	<b>48</b>
<b>Allegheny Totals</b>		<b>94</b>	<b>230</b>	<b>230</b>	<b>118</b>	<b>111</b>

Calendared Filings					
	M	T	W	R	F
Week 1					
Week 2					
Week 3					
Week 4					



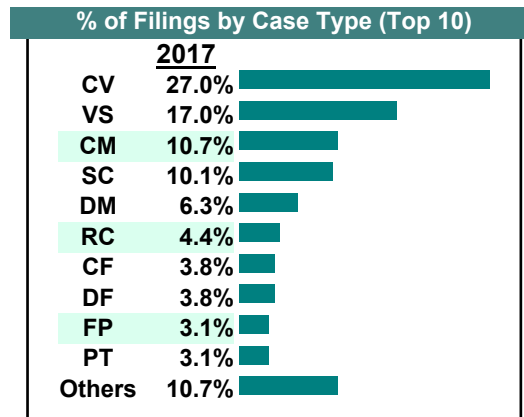
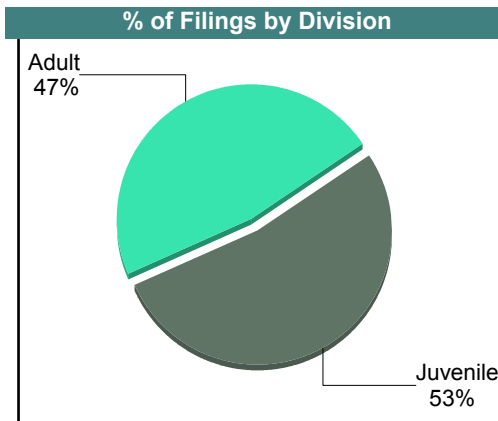

**CASELOAD STATISTICS OF THE JUVENILE & DOMESTIC RELATIONS COURTS**

November 2017

**Allegheny**

District: 25

		<u>Filings</u>	<u>Hearings</u>	<u>Transactions</u>	<u>Concluded</u>	<u>Cont</u>
<b>Adult</b>						
Felony	CF	6	8	8	0	8
Misdemeanor	CM	17	48	48	17	31
Family Abuse - Prot Order	FP	5	8	8	4	4
Remand Support	RS	5	5	5	5	-
Show Cause	SC	15	33	33	14	19
Civil Support	VS	27	36	36	24	12
<b>Adult Total</b>		<b>75</b>	<b>138</b>	<b>138</b>	<b>64</b>	<b>74</b>
<b>Juvenile</b>						
Abuse or Neglect	AN	0	1	1	1	-
Non-Family Abuse Prot Order	AP	1	1	1	1	-
Custody Visitation	CV	43	79	79	40	39
Felony	DF	6	10	10	4	6
Misdemeanor	DM	10	22	22	9	13
Permanency	PH	4	4	4	4	-
Petition	PT	5	6	6	0	6
Remand Custody	RC	7	7	7	7	-
Show Cause	SC	1	5	5	2	3
Status	ST	3	4	4	1	3
Traffic	T	4	3	4	3	1
Truancy	TR	0	1	1	0	1
<b>Juvenile Total</b>		<b>84</b>	<b>143</b>	<b>144</b>	<b>72</b>	<b>72</b>
<b>Allegheny Totals</b>		<b>159</b>	<b>281</b>	<b>282</b>	<b>136</b>	<b>146</b>



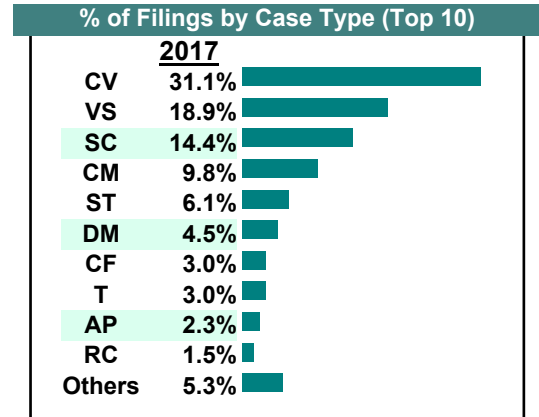
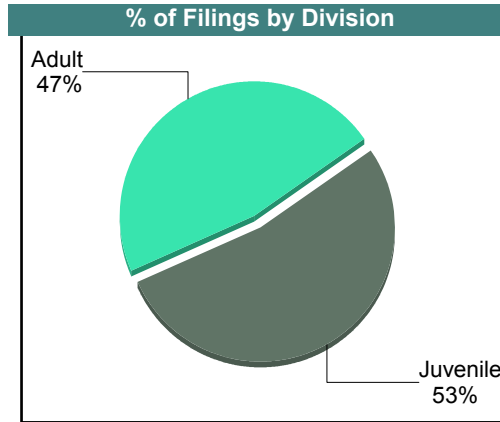
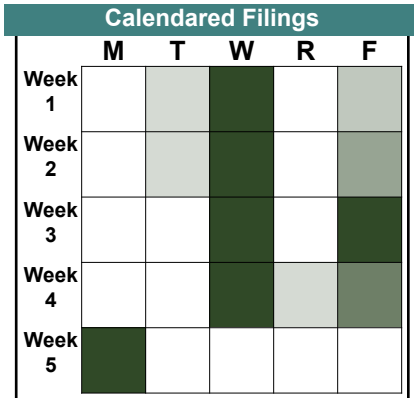
# CASELOAD STATISTICS OF THE JUVENILE & DOMESTIC RELATIONS COURTS

October 2017

**Allegheny**

District: 25

		<u>Filings</u>	<u>Hearings</u>	<u>Transactions</u>	<u>Concluded</u>	<u>Cont</u>
<b><u>Adult</u></b>						
Non-Family Abuse Prot Order	AP	1	1	1	1	-
Capias	CA	0	1	1	1	-
Felony	CF	4	18	18	8	10
Misdemeanor	CM	13	57	57	22	35
Family Abuse - Prot Order	FP	1	4	4	3	1
Remand Support	RS	2	2	2	2	-
Show Cause	SC	16	69	69	35	34
Civil Support	VS	25	37	37	27	10
<b>Adult Total</b>		<b>62</b>	<b>189</b>	<b>189</b>	<b>99</b>	<b>90</b>
<b><u>Juvenile</u></b>						
Abuse or Neglect	AN	0	2	2	1	1
Non-Family Abuse Prot Order	AP	2	2	2	2	-
Capias	CA	1	1	1	0	1
Child in Need of Services	CS	0	3	3	1	2
Custody Visitation	CV	41	66	66	49	17
Felony	DF	1	20	20	8	12
Misdemeanor	DM	6	29	29	6	23
Initial Foster Care	IF	1	1	1	1	-
Remand Custody	RC	2	2	2	2	-
Show Cause	SC	3	6	6	2	4
Status	ST	8	12	12	6	6
Traffic	T	4	3	4	2	2
Truancy	TR	1	5	5	4	1
<b>Juvenile Total</b>		<b>70</b>	<b>152</b>	<b>153</b>	<b>84</b>	<b>69</b>
<b>Allegheny Totals</b>		<b>132</b>	<b>341</b>	<b>342</b>	<b>183</b>	<b>159</b>



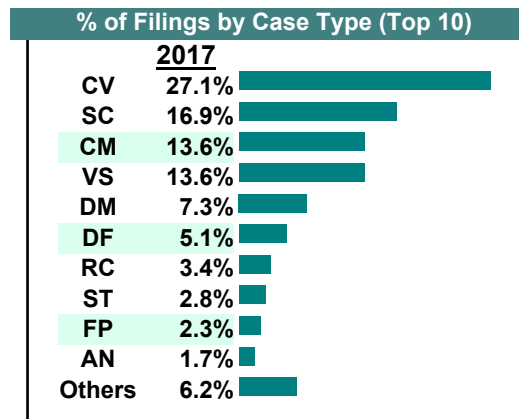
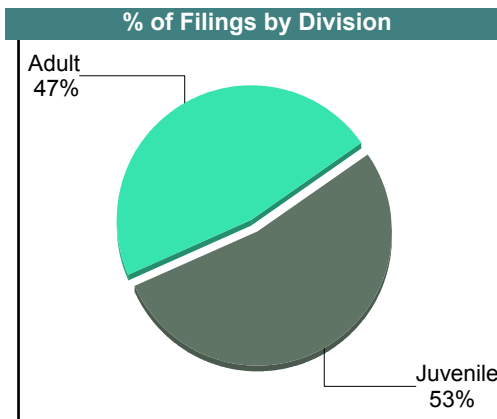
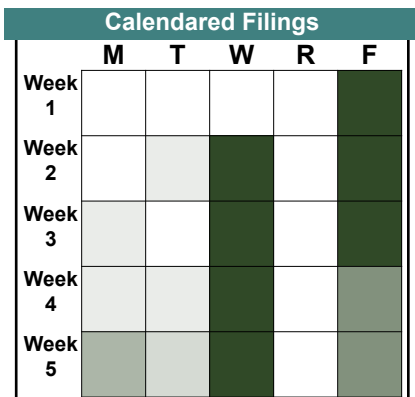
# CASELOAD STATISTICS OF THE JUVENILE & DOMESTIC RELATIONS COURTS

September 2017

**Allegheny**

District: 25

		<u>Filings</u>	<u>Hearings</u>	<u>Transactions</u>	<u>Concluded</u>	<u>Cont</u>
<b><u>Adult</u></b>						
Capias	CA	0	4	4	4	-
Felony	CF	2	12	12	3	9
Misdemeanor	CM	24	65	65	21	44
Family Abuse - Prot Order	FP	4	8	8	4	4
Remand Support	RS	3	3	3	3	-
Show Cause	SC	26	70	70	24	46
Civil Support	VS	24	33	33	25	8
<b>Adult Total</b>		<b>83</b>	<b>195</b>	<b>195</b>	<b>84</b>	<b>111</b>
<b><u>Juvenile</u></b>						
Abuse or Neglect	AN	3	9	9	5	4
Child in Need of Services	CS	0	2	2	1	1
Custody Visitation	CV	48	98	98	64	34
Felony	DF	9	27	27	5	22
Misdemeanor	DM	13	44	44	12	32
Foster Care Review	FC	2	3	3	2	1
Initial Foster Care	IF	1	1	1	1	-
Permanency	PH	1	1	1	1	-
Remand Custody	RC	6	6	6	6	-
Child at Risk	RI	0	1	1	1	-
Show Cause	SC	4	9	9	2	7
Status	ST	5	9	9	2	7
Traffic	T	2	3	3	2	1
Truancy	TR	0	2	2	0	2
<b>Juvenile Total</b>		<b>94</b>	<b>215</b>	<b>215</b>	<b>104</b>	<b>111</b>
<b>Allegheny Totals</b>		<b>177</b>	<b>410</b>	<b>410</b>	<b>188</b>	<b>222</b>



CASELOAD STATISTICS OF THE JUVENILE & DOMESTIC RELATIONS COURTS

August 2017

Allegheny

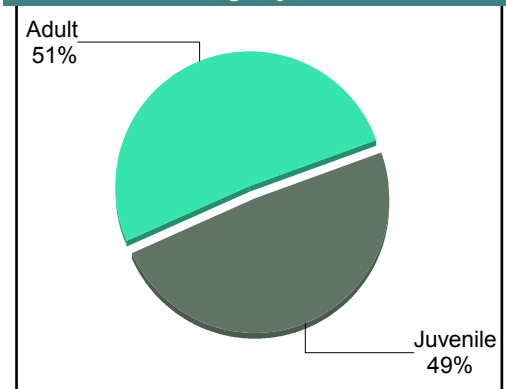
District: 25

		Filings	Hearings	Transactions	Concluded	Cont
<b>Adult</b>						
Capias	CA	3	4	4	1	3
Felony	CF	4	15	15	9	6
Misdemeanor	CM	23	65	65	29	36
Family Abuse - Prot Order	FP	5	7	7	4	3
Remand Support	RS	1	1	1	1	-
Show Cause	SC	28	57	57	14	43
Civil Support	VS	28	35	35	23	12
<b>Adult Total</b>		<b>92</b>	<b>184</b>	<b>184</b>	<b>81</b>	<b>103</b>
<b>Juvenile</b>						
Abuse or Neglect	AN	1	7	7	0	7
Non-Family Abuse Prot Order	AP	1	3	3	1	2
Child in Need of Services	CS	1	3	3	1	2
Custody Visitation	CV	49	85	85	46	39
Felony	DF	3	9	9	4	5
Misdemeanor	DM	10	22	22	6	16
Foster Care Review	FC	3	3	3	3	-
Permanency	PH	4	4	4	4	-
Petition	PT	1	3	3	3	-
Remand Custody	RC	1	1	1	1	-
Child at Risk	RI	0	1	1	0	1
Show Cause	SC	3	6	6	3	3
Status	ST	7	7	9	7	2
Traffic	T	2	2	2	2	-
Truancy	TR	1	10	10	9	1
Voluntary Continuing Services Agreement	VA	1	1	1	1	-
<b>Juvenile Total</b>		<b>88</b>	<b>167</b>	<b>169</b>	<b>91</b>	<b>78</b>
<b>Allegheny Totals</b>		<b>180</b>	<b>351</b>	<b>353</b>	<b>172</b>	<b>181</b>

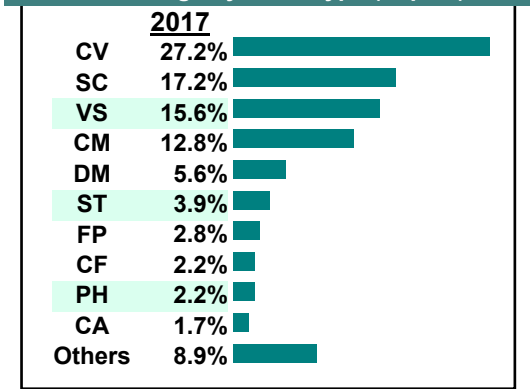
Calendared Filings

	T	W	R	F
Week 1				
Week 2				
Week 3				
Week 4				
Week 5				

% of Filings by Division



% of Filings by Case Type (Top 10)





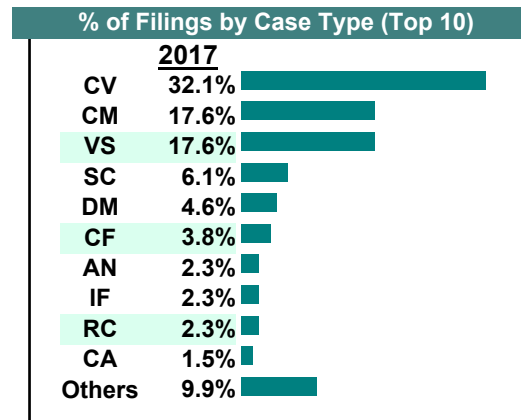
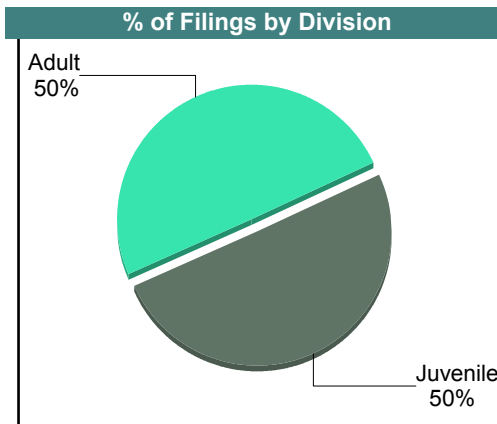

# CASELOAD STATISTICS OF THE JUVENILE & DOMESTIC RELATIONS COURTS

July 2017

**Allegheny**

District: 25

		Filings	Hearings	Transactions	Concluded	Cont
<b>Adult</b>						
Capias	CA	2	3	3	1	2
Felony	CF	5	16	16	7	9
Misdemeanor	CM	23	58	58	16	42
Family Abuse - Prot Order	FP	2	4	4	2	2
Remand Support	RS	2	2	2	2	-
Show Cause	SC	7	31	31	18	13
SL/Other	SL	1	1	1	1	-
Civil Support	VS	23	32	32	22	10
<b>Adult Total</b>		<b>65</b>	<b>147</b>	<b>147</b>	<b>69</b>	<b>78</b>
<b>Juvenile</b>						
Abuse or Neglect	AN	3	8	8	4	4
Child in Need of Services	CS	1	4	4	1	3
Custody Visitation	CV	42	71	71	31	40
Felony	DF	1	5	5	0	5
Misdemeanor	DM	6	18	18	7	11
Initial Foster Care	IF	3	3	3	3	-
Permanency	PH	2	2	2	2	-
Petition	PT	1	1	1	1	-
Remand Custody	RC	3	3	3	3	-
Child at Risk	RI	2	3	3	1	2
Show Cause	SC	1	2	2	0	2
Status	ST	0	2	2	1	1
Traffic	T	1	5	5	5	-
Truancy	TR	0	3	3	2	1
<b>Juvenile Total</b>		<b>66</b>	<b>130</b>	<b>130</b>	<b>61</b>	<b>69</b>
<b>Allegheny Totals</b>		<b>131</b>	<b>277</b>	<b>277</b>	<b>130</b>	<b>147</b>



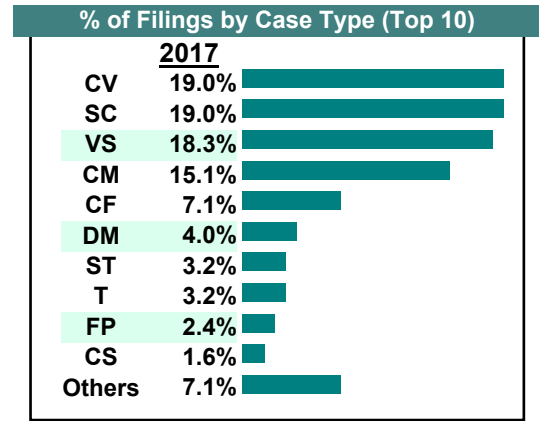
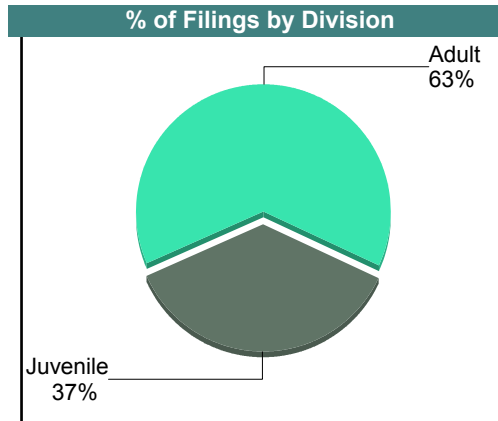
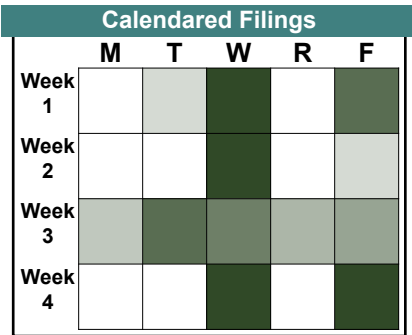
**CASELOAD STATISTICS OF THE JUVENILE & DOMESTIC RELATIONS COURTS**

June 2017

**Allegheny**

District: 25

		<u>Filings</u>	<u>Hearings</u>	<u>Transactions</u>	<u>Concluded</u>	<u>Cont</u>
<b>Adult</b>						
Capias	CA	1	3	3	3	-
Felony	CF	9	17	17	4	13
Misdemeanor	CM	19	50	50	17	33
Family Abuse - Prot Order	FP	3	5	5	2	3
Remand Support	RS	2	2	2	2	-
Show Cause	SC	23	43	43	13	30
Civil Support	VS	23	29	29	19	10
<b>Adult Total</b>		<b>80</b>	<b>149</b>	<b>149</b>	<b>60</b>	<b>89</b>
<b>Juvenile</b>						
Child in Need of Services	CS	2	4	4	1	3
Custody Visitation	CV	24	58	58	32	26
Felony	DF	0	5	5	2	3
Misdemeanor	DM	5	28	28	7	21
Foster Care Review	FC	1	1	1	1	-
Permanency	PH	1	1	1	1	-
Petition	PT	0	2	2	2	-
Remand Custody	RC	2	2	2	2	-
Show Cause	SC	1	1	1	0	1
Status	ST	4	9	9	3	6
Traffic	T	4	4	5	4	1
Truancy	TR	2	4	4	0	4
<b>Juvenile Total</b>		<b>46</b>	<b>119</b>	<b>120</b>	<b>55</b>	<b>65</b>
<b>Allegheny Totals</b>		<b>126</b>	<b>268</b>	<b>269</b>	<b>115</b>	<b>154</b>



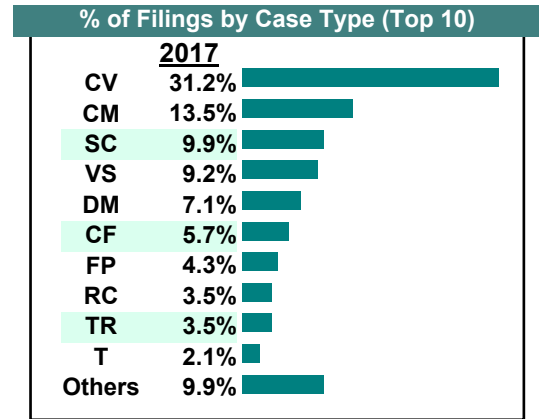
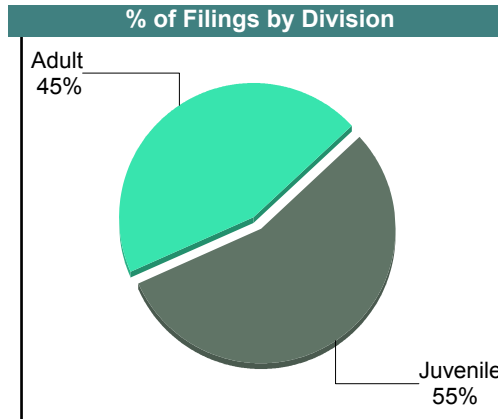
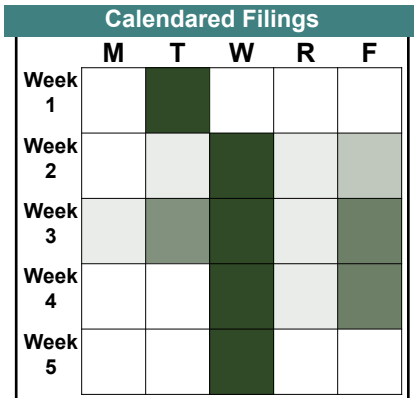
# CASELOAD STATISTICS OF THE JUVENILE & DOMESTIC RELATIONS COURTS

May 2017

**Allegheny**

District: 25

		<u>Filings</u>	<u>Hearings</u>	<u>Transactions</u>	<u>Concluded</u>	<u>Cont</u>
<b><u>Adult</u></b>						
Capias	CA	1	3	3	1	2
Felony	CF	8	19	19	7	12
Misdemeanor	CM	19	44	44	11	33
Family Abuse - Prot Order	FP	6	11	11	7	4
Remand Support	RS	2	2	2	2	-
Show Cause	SC	14	37	37	9	28
Civil Support	VS	13	18	18	16	2
<b>Adult Total</b>		<b>63</b>	<b>134</b>	<b>134</b>	<b>53</b>	<b>81</b>
<b><u>Juvenile</u></b>						
Abuse or Neglect	AN	0	9	9	2	7
Non-Family Abuse Prot Order	AP	2	3	3	2	1
Child in Need of Services	CS	1	2	2	1	1
Custody Visitation	CV	44	85	85	44	41
Felony	DF	2	9	9	0	9
Misdemeanor	DM	10	26	26	5	21
Initial Foster Care	IF	2	2	2	2	-
Petition	PT	2	3	3	1	2
Remand Custody	RC	5	5	5	5	-
Show Cause	SC	0	1	1	0	1
Status	ST	2	2	2	1	1
Traffic	T	3	2	4	3	1
Truancy	TR	5	13	13	2	11
<b>Juvenile Total</b>		<b>78</b>	<b>162</b>	<b>164</b>	<b>68</b>	<b>96</b>
<b>Allegheny Totals</b>		<b>141</b>	<b>296</b>	<b>298</b>	<b>121</b>	<b>177</b>



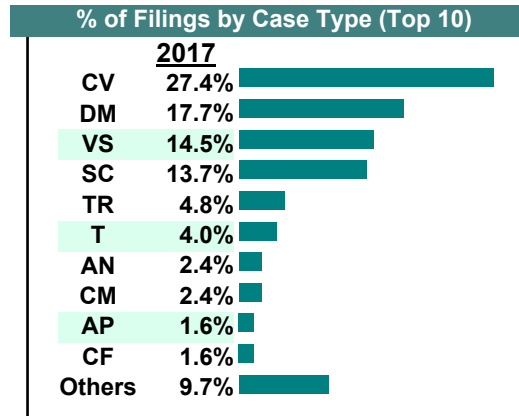
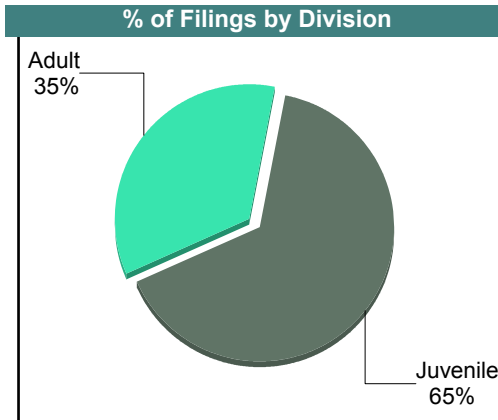
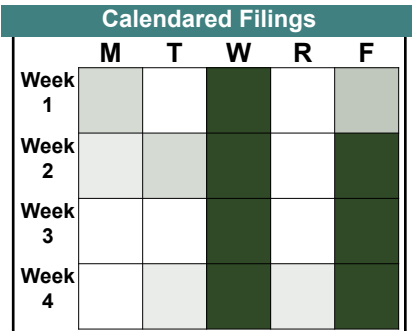
**CASELOAD STATISTICS OF THE JUVENILE & DOMESTIC RELATIONS COURTS**

April 2017

**Allegheny**

District: 25

		<u>Filings</u>	<u>Hearings</u>	<u>Transactions</u>	<u>Concluded</u>	<u>Cont</u>
<b>Adult</b>						
Capias	CA	0	3	3	1	2
Felony	CF	2	6	6	0	6
Misdemeanor	CM	3	22	22	9	13
Family Abuse - Prot Order	FP	0	2	2	1	1
Motion - Prot Order	MP	1	1	1	1	-
Other	OT	1	1	1	1	-
Remand Support	RS	2	2	2	2	-
Show Cause	SC	16	45	45	20	25
Civil Support	VS	18	27	27	19	8
<b>Adult Total</b>		<b>43</b>	<b>109</b>	<b>109</b>	<b>54</b>	<b>55</b>
<b>Juvenile</b>						
Abuse or Neglect	AN	3	6	6	0	6
Non-Family Abuse Prot Order	AP	2	4	4	3	1
Child in Need of Services	CS	0	1	1	1	-
Custody Visitation	CV	34	52	52	39	13
Felony	DF	2	8	8	2	6
Misdemeanor	DM	22	46	46	9	37
Family Abuse - Prot Order	FP	1	1	1	1	-
Permanency	PH	2	2	2	2	-
Petition	PT	0	1	1	0	1
Remand Custody	RC	2	2	2	2	-
Show Cause	SC	1	4	4	2	2
Status	ST	1	1	1	0	1
Traffic	T	5	7	7	3	4
Truancy	TR	6	10	10	1	9
<b>Juvenile Total</b>		<b>81</b>	<b>145</b>	<b>145</b>	<b>65</b>	<b>80</b>
<b>Allegheny Totals</b>		<b>124</b>	<b>254</b>	<b>254</b>	<b>119</b>	<b>135</b>



**CASELOAD STATISTICS OF THE JUVENILE & DOMESTIC RELATIONS COURTS**

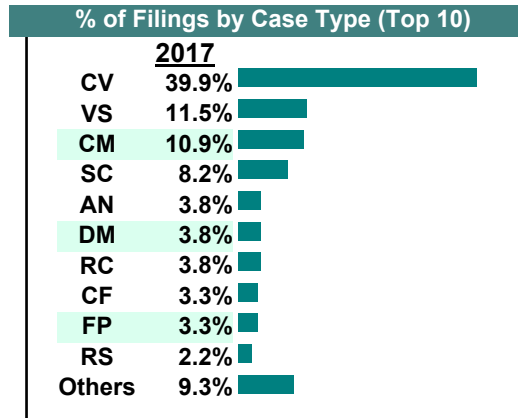
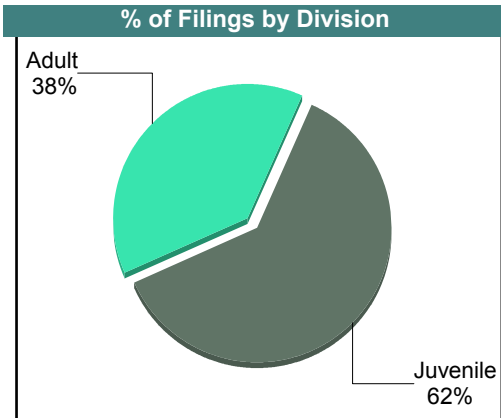
March 2017

**Allegheny**

District: 25

		<u>Filings</u>	<u>Hearings</u>	<u>Transactions</u>	<u>Concluded</u>	<u>Cont</u>
<b>Adult</b>						
Non-Family Abuse Prot Order	AP	1	2	2	1	1
Capias	CA	0	1	1	1	-
Felony	CF	6	24	24	5	19
Misdemeanor	CM	20	63	63	24	39
Family Abuse - Prot Order	FP	6	9	9	4	5
Remand Support	RS	4	4	4	4	-
Show Cause	SC	12	33	33	14	19
Civil Support	VS	21	28	28	18	10
<b>Adult Total</b>		<b>70</b>	<b>164</b>	<b>164</b>	<b>71</b>	<b>93</b>
<b>Juvenile</b>						
Abuse or Neglect	AN	7	8	8	4	4
Non-Family Abuse Prot Order	AP	1	1	1	0	1
Child in Need of Services	CS	1	5	5	3	2
Custody Visitation	CV	73	98	98	55	43
Felony	DF	1	6	6	3	3
Misdemeanor	DM	7	31	31	14	17
Foster Care Review	FC	1	1	1	1	-
Permanency	PH	3	3	3	3	-
Petition	PT	2	3	3	0	3
Remand Custody	RC	7	7	7	7	-
Show Cause	SC	3	7	7	2	5
Status	ST	0	1	1	1	-
Traffic	T	4	8	8	3	5
Truancy	TR	2	7	7	4	3
Voluntary Continuing Services Agreement	VA	1	1	1	1	-
<b>Juvenile Total</b>		<b>113</b>	<b>187</b>	<b>187</b>	<b>101</b>	<b>86</b>
<b>Allegheny Totals</b>		<b>183</b>	<b>351</b>	<b>351</b>	<b>172</b>	<b>179</b>

Calendared Filings					
	M	T	W	R	F
Week 1					
Week 2					
Week 3					
Week 4					
Week 5					



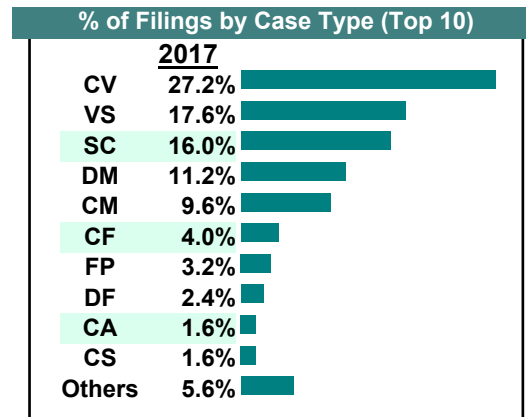
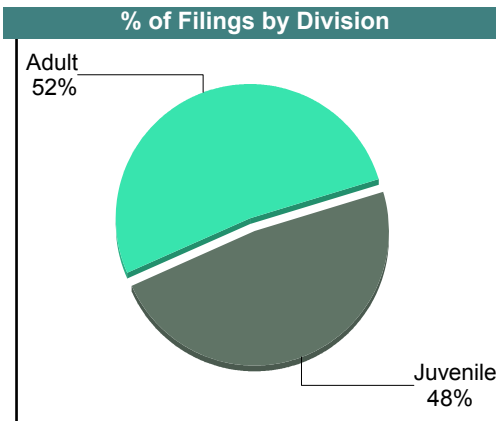

**CASELOAD STATISTICS OF THE JUVENILE & DOMESTIC RELATIONS COURTS**

February 2017

**Allegheny**

District: 25

		<u>Filings</u>	<u>Hearings</u>	<u>Transactions</u>	<u>Concluded</u>	<u>Cont</u>
<b><u>Adult</u></b>						
Capias	CA	2	5	5	1	4
Felony	CF	5	10	10	1	9
Misdemeanor	CM	12	29	29	7	22
Family Abuse - Prot Order	FP	4	6	6	4	2
Show Cause	SC	19	55	55	24	31
SL/Other	SL	1	1	1	1	-
Civil Support	VS	22	28	28	21	7
<b>Adult Total</b>		<b>65</b>	<b>134</b>	<b>134</b>	<b>59</b>	<b>75</b>
<b><u>Juvenile</u></b>						
Non-Family Abuse Prot Order	AP	1	2	2	1	1
Child in Need of Services	CS	2	2	2	0	2
Custody Visitation	CV	34	41	41	13	28
Felony	DF	3	12	12	0	12
Misdemeanor	DM	14	38	38	15	23
Entrustment	ET	1	1	1	1	-
Petition	PT	1	1	1	1	-
Show Cause	SC	1	1	1	0	1
Status	ST	0	1	1	0	1
Traffic	T	1	3	3	2	1
Truancy	TR	2	7	7	1	6
<b>Juvenile Total</b>		<b>60</b>	<b>109</b>	<b>109</b>	<b>34</b>	<b>75</b>
<b>Allegheny Totals</b>		<b>125</b>	<b>243</b>	<b>243</b>	<b>93</b>	<b>150</b>



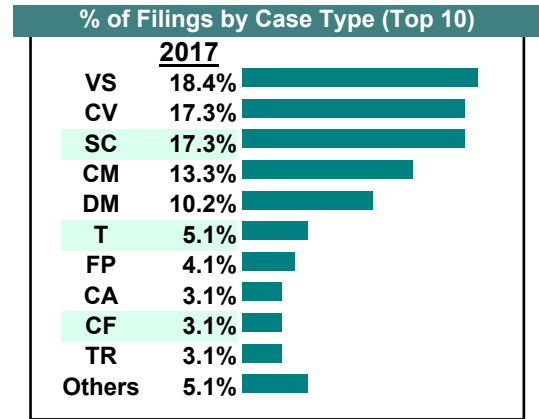
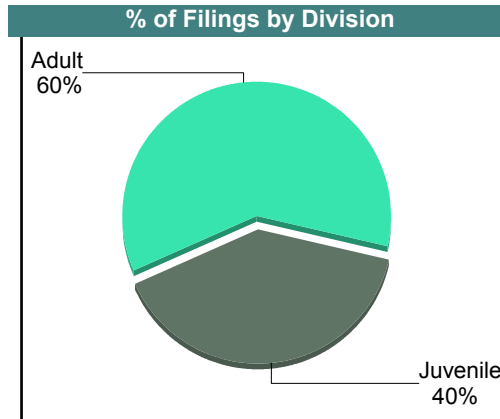

# CASELOAD STATISTICS OF THE JUVENILE & DOMESTIC RELATIONS COURTS

January 2017

**Allegheny**

District: 25

		<u>Filings</u>	<u>Hearings</u>	<u>Transactions</u>	<u>Concluded</u>	<u>Cont</u>
<b><u>Adult</u></b>						
Capias	CA	3	4	4	2	2
Felony	CF	3	7	7	4	3
Misdemeanor	CM	13	57	57	28	29
Family Abuse - Prot Order	FP	4	6	6	5	1
Remand Support	RS	1	1	1	1	-
Show Cause	SC	17	48	48	16	32
Civil Support	VS	18	25	25	19	6
<b>Adult Total</b>		<b>59</b>	<b>148</b>	<b>148</b>	<b>75</b>	<b>73</b>
<b><u>Juvenile</u></b>						
Abuse or Neglect	AN	0	4	4	4	-
Child in Need of Services	CS	1	3	3	1	2
Custody Visitation	CV	17	50	50	37	13
Felony	DF	1	3	3	0	3
Misdemeanor	DM	10	42	42	17	25
Permanency	PH	2	2	2	2	-
Petition	PT	0	1	1	1	-
Show Cause	SC	0	1	1	0	1
Status	ST	0	1	1	1	-
Traffic	T	5	5	7	5	2
Truancy	TR	3	4	4	0	4
<b>Juvenile Total</b>		<b>39</b>	<b>116</b>	<b>118</b>	<b>68</b>	<b>50</b>
<b>Allegheny Totals</b>		<b>98</b>	<b>264</b>	<b>266</b>	<b>143</b>	<b>123</b>



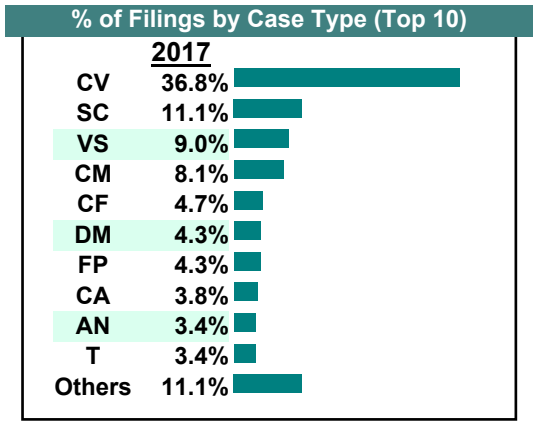
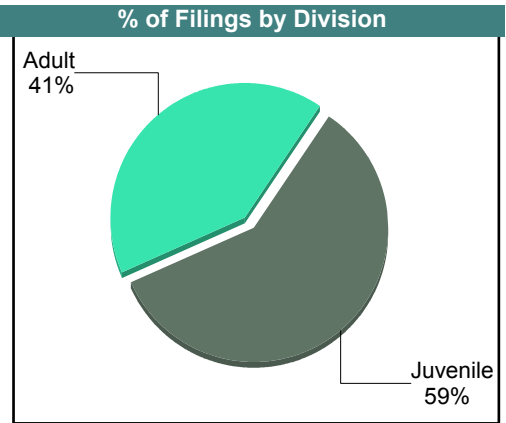

# CASELOAD STATISTICS OF THE JUVENILE & DOMESTIC RELATIONS COURTS

December 2017

**Augusta**

District: 25

		<u>Filings</u>	<u>Hearings</u>	<u>Transactions</u>	<u>Concluded</u>	<u>Cont</u>
<b>Adult</b>						
Bond Forfeiture	BF	0	1	1	0	1
Capias	CA	9	41	41	15	26
Felony	CF	11	31	31	11	20
Misdemeanor	CM	19	88	88	26	62
Family Abuse - Prot Order	FP	10	25	25	12	13
Motion - Prot Order	MP	1	1	1	1	-
Other	OT	1	2	2	1	1
Show Cause	SC	24	82	82	33	49
Civil Support	VS	21	36	36	21	15
<b>Adult Total</b>		<b>96</b>	<b>307</b>	<b>307</b>	<b>120</b>	<b>187</b>
<b>Juvenile</b>						
Abuse or Neglect	AN	8	33	33	8	25
Custody Relief	CR	1	1	1	0	1
Child in Need of Services	CS	0	1	1	0	1
Custody Visitation	CV	86	162	162	82	80
Felony	DF	5	26	26	8	18
Misdemeanor	DM	10	36	36	6	30
Foster Care Review	FC	5	5	5	5	-
Initial Foster Care	IF	1	1	1	1	-
Permanency	PH	2	2	2	2	-
Petition	PT	0	1	1	0	1
Show Cause	SC	2	7	7	2	5
Status	ST	1	2	2	0	2
Traffic	T	8	26	26	9	17
Term Parental Rights	TP	6	6	6	0	6
Truancy	TR	3	13	13	6	7
<b>Juvenile Total</b>		<b>138</b>	<b>322</b>	<b>322</b>	<b>129</b>	<b>193</b>
<b>Augusta Totals</b>		<b>234</b>	<b>629</b>	<b>629</b>	<b>249</b>	<b>380</b>



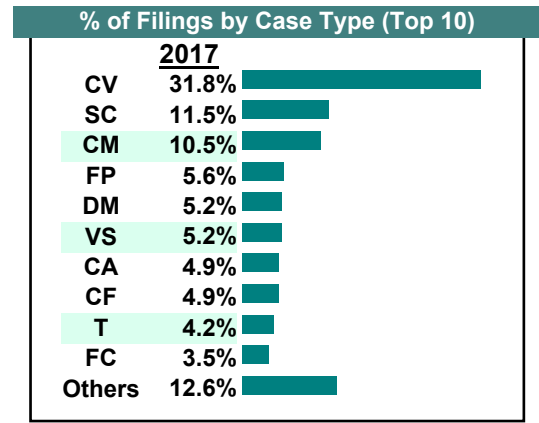
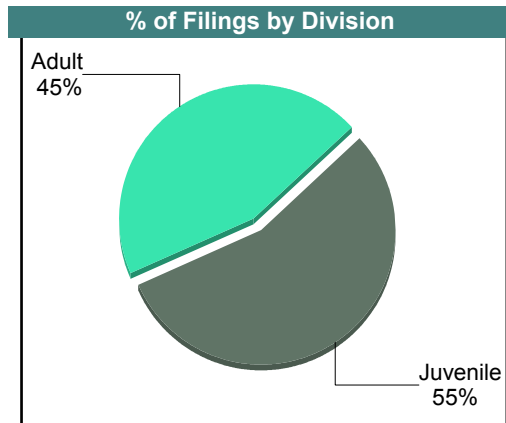



**CASELOAD STATISTICS OF THE JUVENILE & DOMESTIC RELATIONS COURTS**

November 2017

**Augusta**  
District: 25

		<u>Filings</u>	<u>Hearings</u>	<u>Transactions</u>	<u>Concluded</u>	<u>Cont</u>
<b><u>Adult</u></b>						
Bond Forfeiture	BF	3	4	4	1	3
Capias	CA	14	44	44	19	25
Felony	CF	14	34	34	9	25
Misdemeanor	CM	30	111	111	41	70
Family Abuse - Prot Order	FP	16	40	40	18	22
Motion - Prot Order	MP	3	3	3	3	-
Other	OT	1	2	2	1	1
Violation of PO	PV	1	1	1	1	-
Show Cause	SC	31	109	109	52	57
Civil Support	VS	15	49	49	27	22
<b>Adult Total</b>		<b>128</b>	<b>397</b>	<b>397</b>	<b>172</b>	<b>225</b>
<b><u>Juvenile</u></b>						
Abuse or Neglect	AN	5	29	29	9	20
Child in Need of Services	CS	0	8	8	7	1
Custody Visitation	CV	91	203	203	82	121
Felony	DF	7	22	22	4	18
Misdemeanor	DM	15	45	45	14	31
Emancipation	EP	1	2	2	1	1
Foster Care Review	FC	10	10	10	10	-
Initial Foster Care	IF	1	1	1	1	-
Permanency	PH	5	5	5	5	-
Petition	PT	0	3	3	1	2
Show Cause	SC	2	10	10	3	7
Status	ST	1	4	4	1	3
Traffic	T	12	37	38	18	20
Term Parental Rights	TP	8	16	16	7	9
Truancy	TR	0	5	5	3	2
<b>Juvenile Total</b>		<b>158</b>	<b>400</b>	<b>401</b>	<b>166</b>	<b>235</b>
<b>Augusta Totals</b>		<b>286</b>	<b>797</b>	<b>798</b>	<b>338</b>	<b>460</b>




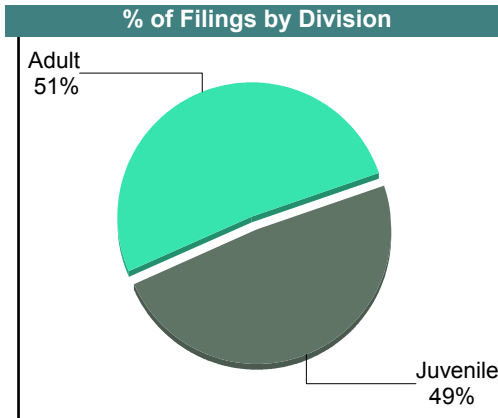
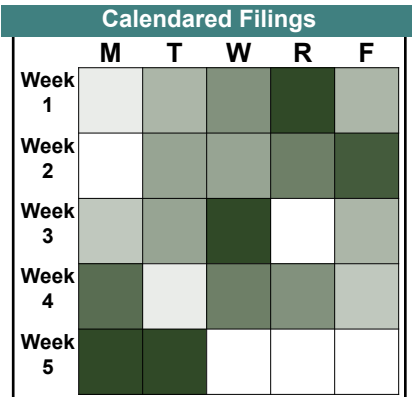
# CASELOAD STATISTICS OF THE JUVENILE & DOMESTIC RELATIONS COURTS

October 2017

Augusta

District: 25

		<u>Filings</u>	<u>Hearings</u>	<u>Transactions</u>	<u>Concluded</u>	<u>Cont</u>
<b>Adult</b>						
Bond Forfeiture	BF	1	1	1	0	1
Capias	CA	18	46	46	16	30
Felony	CF	5	28	28	8	20
Misdemeanor	CM	35	114	114	35	79
Family Abuse - Prot Order	FP	12	32	32	20	12
Motion - Prot Order	MP	3	3	3	3	-
Show Cause	SC	44	116	116	50	66
SL/Other	SL	1	1	1	1	-
Civil Support	VS	18	41	41	22	19
<b>Adult Total</b>		<b>137</b>	<b>382</b>	<b>382</b>	<b>155</b>	<b>227</b>
<b>Juvenile</b>						
Abuse or Neglect	AN	8	60	60	25	35
Capias	CA	0	1	1	0	1
Child in Need of Services	CS	0	7	7	2	5
Custody Visitation	CV	57	138	138	61	77
Felony	DF	1	12	12	1	11
Misdemeanor	DM	7	34	34	7	27
Emancipation	EP	1	1	1	1	-
Foster Care Review	FC	10	10	10	7	3
Initial Foster Care	IF	1	1	1	1	-
Permanency	PH	3	3	3	3	-
Show Cause	SC	12	17	17	2	15
Status	ST	3	6	6	3	3
Traffic	T	25	36	36	10	26
Truancy	TR	2	14	14	4	10
<b>Juvenile Total</b>		<b>130</b>	<b>340</b>	<b>340</b>	<b>127</b>	<b>213</b>
<b>Augusta Totals</b>		<b>267</b>	<b>722</b>	<b>722</b>	<b>282</b>	<b>440</b>

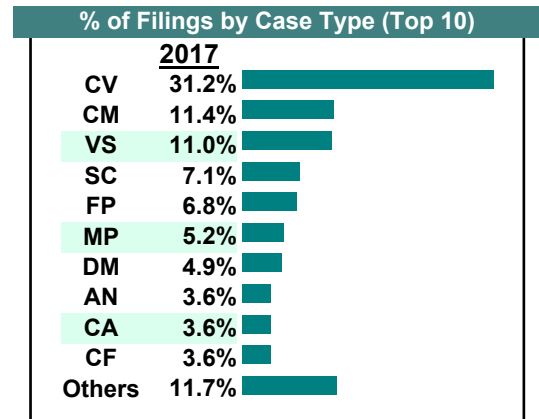
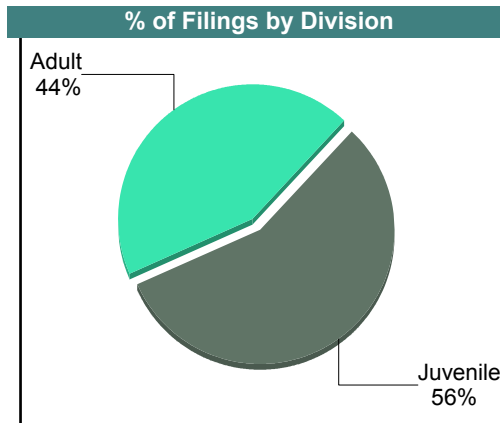



# CASELOAD STATISTICS OF THE JUVENILE & DOMESTIC RELATIONS COURTS

September 2017

**Augusta**  
District: 25

		<u>Filings</u>	<u>Hearings</u>	<u>Transactions</u>	<u>Concluded</u>	<u>Cont</u>
<b><u>Adult</u></b>						
Non-Family Abuse Prot Order	AP	1	3	3	2	1
Bond Forfeiture	BF	1	1	1	1	-
Capias	CA	11	40	40	15	25
Felony	CF	11	34	34	19	15
Misdemeanor	CM	35	100	100	29	71
Family Abuse - Prot Order	FP	21	45	45	17	28
Motion - Prot Order	MP	3	3	3	3	-
Other	OT	2	2	2	1	1
Show Cause	SC	15	107	107	47	60
Civil Support	VS	34	53	53	29	24
<b>Adult Total</b>		<b>134</b>	<b>388</b>	<b>388</b>	<b>163</b>	<b>225</b>
<b><u>Juvenile</u></b>						
Abuse or Neglect	AN	11	69	69	14	55
Capias	CA	0	1	1	0	1
Child in Need of Services	CS	1	9	9	1	8
Custody Visitation	CV	96	180	180	78	102
Felony	DF	6	27	27	5	22
Misdemeanor	DM	15	37	37	8	29
Foster Care Review	FC	3	6	6	6	-
Initial Foster Care	IF	1	2	2	1	1
Motion - Prot Order	MP	13	13	13	13	-
Permanency	PH	2	5	5	5	-
Petition	PT	3	5	5	4	1
Show Cause	SC	7	13	13	6	7
Status	ST	3	3	3	0	3
Traffic	T	11	19	20	8	12
Truancy	TR	2	16	16	7	9
<b>Juvenile Total</b>		<b>174</b>	<b>405</b>	<b>406</b>	<b>156</b>	<b>250</b>
<b>Augusta Totals</b>		<b>308</b>	<b>793</b>	<b>794</b>	<b>319</b>	<b>475</b>

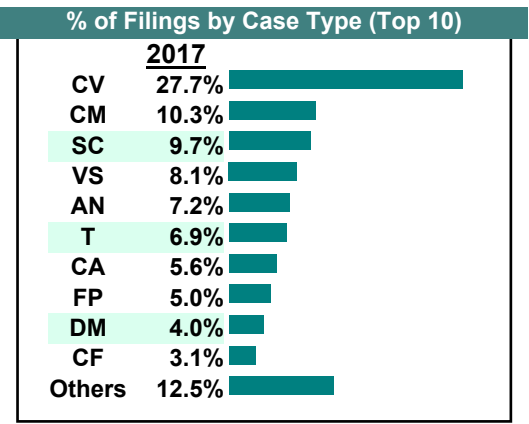
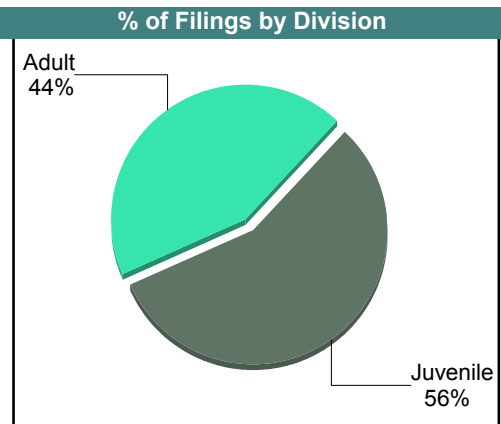



# CASELOAD STATISTICS OF THE JUVENILE & DOMESTIC RELATIONS COURTS

**Augusta**  
District: 25

August 2017

		<u>Filings</u>	<u>Hearings</u>	<u>Transactions</u>	<u>Concluded</u>	<u>Cont</u>
<b><u>Adult</u></b>						
Non-Family Abuse Prot Order	AP	1	3	3	2	1
Bond Forfeiture	BF	1	3	3	1	2
Capias	CA	18	39	39	9	30
Felony	CF	10	31	31	8	23
Misdemeanor	CM	33	107	107	33	74
Family Abuse - Prot Order	FP	16	42	42	20	22
Motion - Prot Order	MP	1	1	1	1	-
Other	OT	1	1	1	1	-
Show Cause	SC	31	128	128	51	77
SL/Other	SL	2	2	2	2	-
Civil Support	VS	26	52	52	18	34
<b>Adult Total</b>		<b>140</b>	<b>409</b>	<b>409</b>	<b>146</b>	<b>263</b>
<b><u>Juvenile</u></b>						
Abuse or Neglect	AN	23	93	93	15	78
Non-Family Abuse Prot Order	AP	0	1	1	0	1
Child in Need of Services	CS	3	6	6	2	4
Custody Visitation	CV	89	192	192	111	81
Felony	DF	5	19	19	2	17
Misdemeanor	DM	13	43	43	20	23
Emancipation	EP	1	1	1	0	1
Foster Care Review	FC	10	10	10	7	3
Initial Foster Care	IF	2	2	2	1	1
Motion - Prot Order	MP	3	3	3	3	-
Permanency	PH	4	4	4	1	3
Petition	PT	2	3	3	0	3
Show Cause	SC	0	2	2	2	-
Status	ST	1	2	2	0	2
Traffic	T	22	45	46	23	23
Truancy	TR	3	10	10	4	6
<b>Juvenile Total</b>		<b>181</b>	<b>436</b>	<b>437</b>	<b>191</b>	<b>246</b>
<b>Augusta Totals</b>		<b>321</b>	<b>845</b>	<b>846</b>	<b>337</b>	<b>509</b>

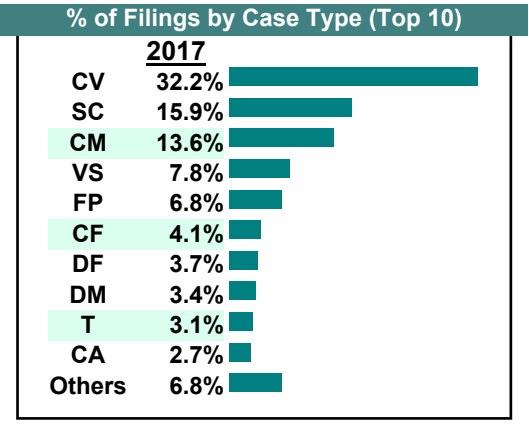
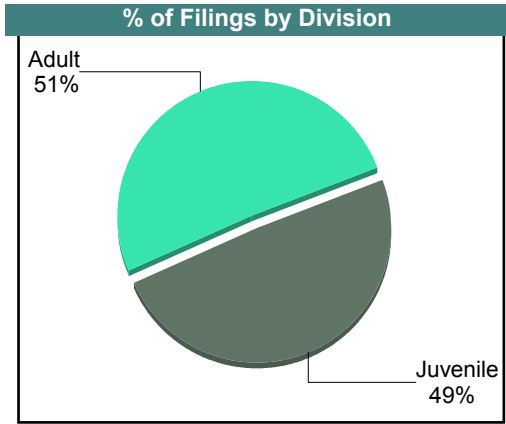
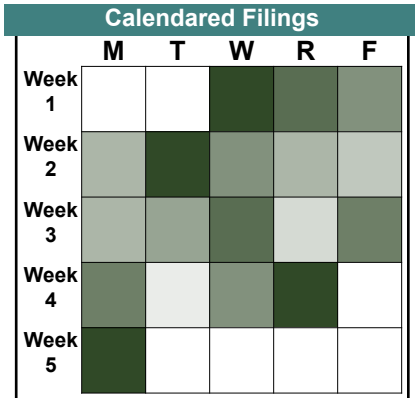


# CASELOAD STATISTICS OF THE JUVENILE & DOMESTIC RELATIONS COURTS

July 2017

**Augusta**  
District: 25

		<u>Filings</u>	<u>Hearings</u>	<u>Transactions</u>	<u>Concluded</u>	<u>Cont</u>
<b>Adult</b>						
Non-Family Abuse Prot Order	AP	1	2	2	0	2
Capias	CA	8	30	30	12	18
Felony	CF	12	32	32	5	27
Misdemeanor	CM	40	103	103	15	88
Family Abuse - Prot Order	FP	20	36	36	13	23
Motion - Prot Order	MP	1	1	1	1	-
Show Cause	SC	44	115	115	47	68
SL/Other	SL	1	1	1	1	-
Civil Support	VS	23	43	43	26	17
<b>Adult Total</b>		<b>150</b>	<b>363</b>	<b>363</b>	<b>120</b>	<b>243</b>
<b>Juvenile</b>						
Abuse or Neglect	AN	7	35	35	16	19
Non-Family Abuse Prot Order	AP	1	1	1	0	1
Child in Need of Services	CS	1	5	5	1	4
Custody Visitation	CV	95	201	201	86	115
Felony	DF	11	31	31	8	23
Misdemeanor	DM	10	36	36	8	28
Foster Care Review	FC	2	2	2	2	-
Initial Foster Care	IF	3	3	3	3	-
Petition	PT	0	1	1	0	1
Show Cause	SC	3	4	4	4	-
Traffic	T	9	26	26	6	20
Truancy	TR	3	11	11	1	10
<b>Juvenile Total</b>		<b>145</b>	<b>356</b>	<b>356</b>	<b>135</b>	<b>221</b>
<b>Augusta Totals</b>		<b>295</b>	<b>719</b>	<b>719</b>	<b>255</b>	<b>464</b>

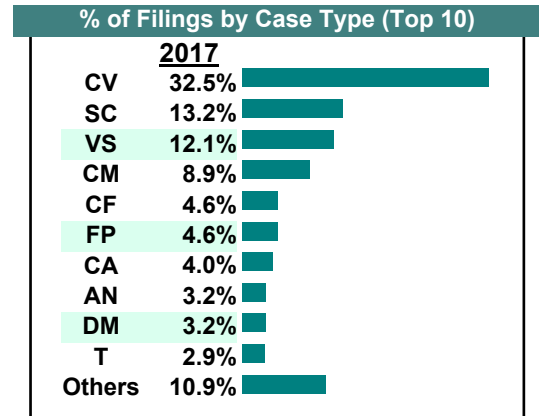
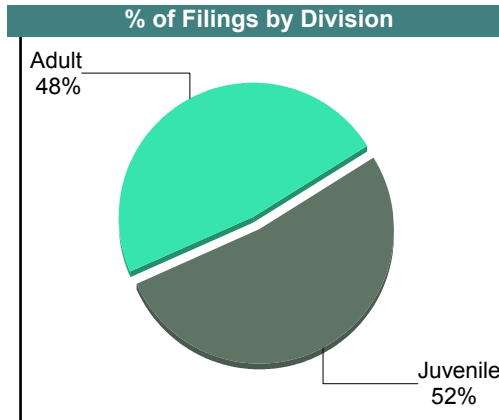
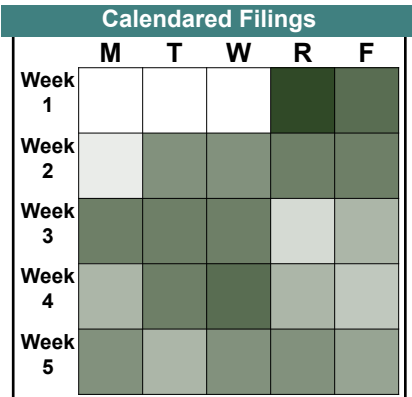


# CASELOAD STATISTICS OF THE JUVENILE & DOMESTIC RELATIONS COURTS

June 2017

**Augusta**  
District: 25

		<u>Filings</u>	<u>Hearings</u>	<u>Transactions</u>	<u>Concluded</u>	<u>Cont</u>
<b><u>Adult</u></b>						
Non-Family Abuse Prot Order	AP	1	1	1	0	1
Bond Forfeiture	BF	1	1	1	0	1
Capias	CA	14	44	44	5	39
Felony	CF	16	46	46	23	23
Misdemeanor	CM	31	118	118	26	92
Family Abuse - Prot Order	FP	16	40	40	19	21
Motion - Prot Order	MP	1	1	1	1	-
Show Cause	SC	44	139	139	42	97
Civil Support	VS	42	63	63	47	16
<b>Adult Total</b>		<b>166</b>	<b>453</b>	<b>453</b>	<b>163</b>	<b>290</b>
<b><u>Juvenile</u></b>						
Abuse or Neglect	AN	11	77	77	27	50
Child in Need of Services	CS	1	4	4	0	4
Custody Visitation	CV	113	243	243	114	129
Felony	DF	1	40	40	14	26
Misdemeanor	DM	11	52	52	16	36
Foster Care Review	FC	9	9	9	9	-
Initial Foster Care	IF	2	2	2	2	-
Permanency	PH	6	6	6	6	-
Petition	PT	2	2	2	0	2
Show Cause	SC	2	7	7	3	4
Status	ST	1	1	1	1	-
Traffic	T	10	32	32	11	21
Term Parental Rights	TP	8	24	24	8	16
Truancy	TR	5	14	14	3	11
<b>Juvenile Total</b>		<b>182</b>	<b>513</b>	<b>513</b>	<b>214</b>	<b>299</b>
<b>Augusta Totals</b>		<b>348</b>	<b>966</b>	<b>966</b>	<b>377</b>	<b>589</b>



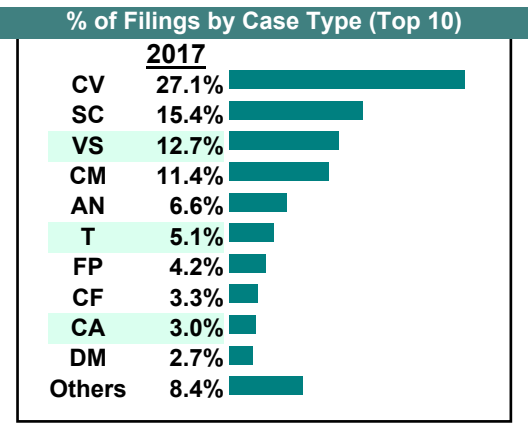
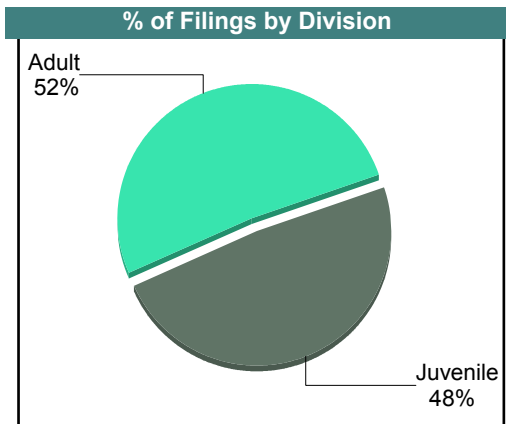

# CASELOAD STATISTICS OF THE JUVENILE & DOMESTIC RELATIONS COURTS

May 2017

Augusta

District: 25

		<u>Filings</u>	<u>Hearings</u>	<u>Transactions</u>	<u>Concluded</u>	<u>Cont</u>
<b><u>Adult</u></b>						
Bond Forfeiture	BF	1	2	2	1	1
Capias	CA	10	31	31	13	18
Felony	CF	11	28	28	10	18
Misdemeanor	CM	38	103	104	33	71
Family Abuse - Prot Order	FP	14	27	27	11	16
Motion - Prot Order	MP	2	2	2	2	-
Other	OT	1	2	2	1	1
Protective Order	PC	1	1	1	1	-
Show Cause	SC	50	134	134	43	91
SL/Other	SL	1	1	1	1	-
Civil Support	VS	42	70	70	38	32
<b>Adult Total</b>		<b>171</b>	<b>401</b>	<b>402</b>	<b>154</b>	<b>248</b>
<b><u>Juvenile</u></b>						
Abuse or Neglect	AN	22	132	132	29	103
Capias	CA	0	1	1	0	1
Child in Need of Services	CS	5	12	12	5	7
Custody Visitation	CV	90	203	203	98	105
Felony	DF	0	13	13	0	13
Misdemeanor	DM	9	35	35	10	25
Emancipation	EP	2	2	2	2	-
Foster Care Review	FC	2	2	2	2	-
Initial Foster Care	IF	4	5	5	5	-
Motion - Prot Order	MP	1	6	6	6	-
Permanency	PH	2	2	2	2	-
Petition	PT	1	1	1	1	-
Show Cause	SC	1	8	8	3	5
Status	ST	1	1	1	0	1
Traffic	T	17	32	34	16	18
Truancy	TR	4	11	11	2	9
<b>Juvenile Total</b>		<b>161</b>	<b>466</b>	<b>468</b>	<b>181</b>	<b>287</b>
<b>Augusta Totals</b>		<b>332</b>	<b>867</b>	<b>870</b>	<b>335</b>	<b>535</b>



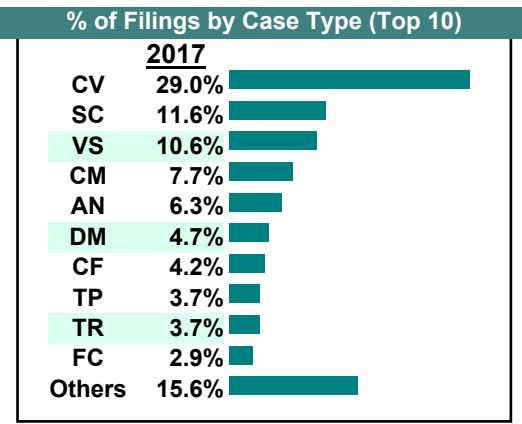
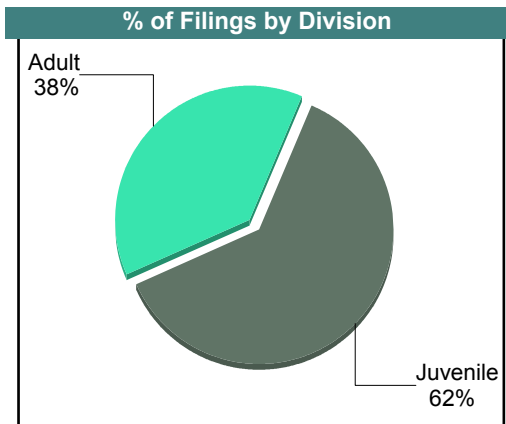
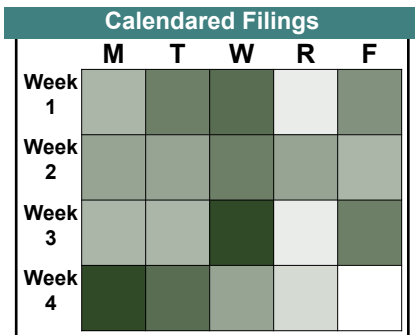
# CASELOAD STATISTICS OF THE JUVENILE & DOMESTIC RELATIONS COURTS

Augusta

District: 25

April 2017

		<u>Filings</u>	<u>Hearings</u>	<u>Transactions</u>	<u>Concluded</u>	<u>Cont</u>
<b>Adult</b>						
Capias	CA	3	14	14	5	9
Felony	CF	16	32	32	5	27
Misdemeanor	CM	29	130	130	41	89
Family Abuse - Prot Order	FP	11	23	23	11	12
Motion - Prot Order	MP	4	4	4	4	-
Other	OT	0	1	1	1	-
Show Cause	SC	40	106	106	34	72
SL/Other	SL	1	1	1	1	-
Civil Support	VS	40	64	64	48	16
<b>Adult Total</b>		<b>144</b>	<b>375</b>	<b>375</b>	<b>150</b>	<b>225</b>
<b>Juvenile</b>						
Abuse or Neglect	AN	24	114	114	20	94
Non-Family Abuse Prot Order	AP	1	2	2	1	1
Capias	CA	0	1	1	0	1
Child in Need of Services	CS	3	8	8	3	5
Custody Visitation	CV	110	248	248	161	87
Felony	DF	6	16	16	0	16
Misdemeanor	DM	18	37	37	8	29
Emancipation	EP	0	1	1	1	-
Foster Care Review	FC	11	11	11	11	-
Initial Foster Care	IF	6	7	7	4	3
Motion - Prot Order	MP	6	12	12	7	5
Permanency	PH	6	6	6	6	-
Petition	PT	2	7	7	5	2
Show Cause	SC	4	9	9	2	7
Status	ST	0	1	1	1	-
Traffic	T	10	29	29	17	12
Term Parental Rights	TP	14	36	36	22	14
Truancy	TR	14	22	22	3	19
<b>Juvenile Total</b>		<b>235</b>	<b>567</b>	<b>567</b>	<b>272</b>	<b>295</b>
<b>Augusta Totals</b>		<b>379</b>	<b>942</b>	<b>942</b>	<b>422</b>	<b>520</b>





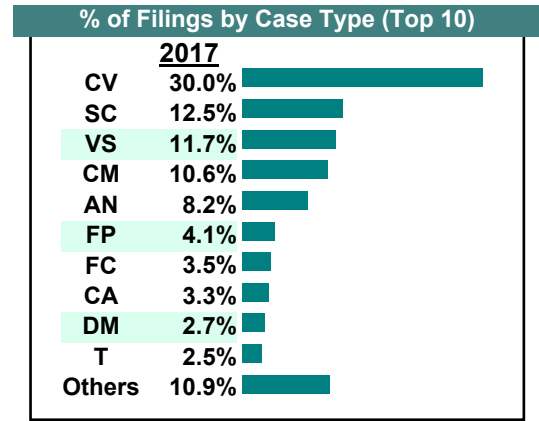
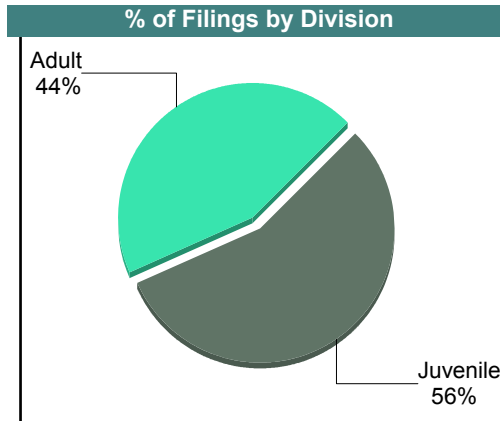

# CASELOAD STATISTICS OF THE JUVENILE & DOMESTIC RELATIONS COURTS

Augusta

District: 25

March 2017

		<u>Filings</u>	<u>Hearings</u>	<u>Transactions</u>	<u>Concluded</u>	<u>Cont</u>
<b>Adult</b>						
Capias	CA	12	43	43	12	31
Felony	CF	5	33	33	13	20
Misdemeanor	CM	39	133	133	40	93
Family Abuse - Prot Order	FP	15	32	32	16	16
Motion - Prot Order	MP	5	7	7	6	1
Other	OT	1	1	1	1	-
Show Cause	SC	42	140	140	53	87
Civil Support	VS	43	64	64	45	19
<b>Adult Total</b>		<b>162</b>	<b>453</b>	<b>453</b>	<b>186</b>	<b>267</b>
<b>Juvenile</b>						
Abuse or Neglect	AN	30	138	138	7	131
Capias	CA	0	1	1	0	1
Custody Relief	CR	1	1	1	1	-
Child in Need of Services	CS	2	8	8	2	6
Custody Visitation	CV	110	219	219	100	119
Felony	DF	6	24	24	7	17
Misdemeanor	DM	10	42	42	15	27
Emancipation	EP	1	1	1	0	1
Foster Care Review	FC	13	13	13	13	-
Initial Foster Care	IF	1	1	1	1	-
Motion - Prot Order	MP	3	3	3	1	2
Permanency	PH	8	8	8	8	-
Petition	PT	0	1	1	1	-
Show Cause	SC	4	12	12	5	7
Status	ST	2	2	2	1	1
Traffic	T	9	24	24	11	13
Term Parental Rights	TP	2	8	8	0	8
Truancy	TR	3	12	12	6	6
<b>Juvenile Total</b>		<b>205</b>	<b>518</b>	<b>518</b>	<b>179</b>	<b>339</b>
<b>Augusta Totals</b>		<b>367</b>	<b>971</b>	<b>971</b>	<b>365</b>	<b>606</b>



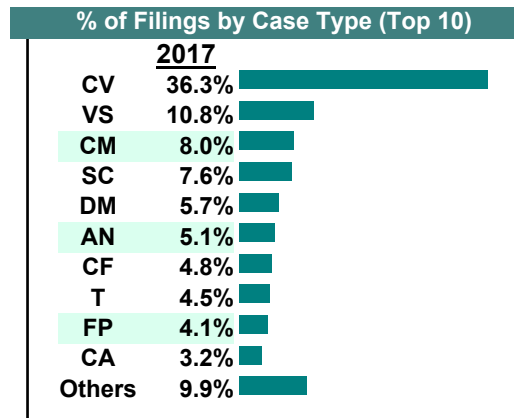
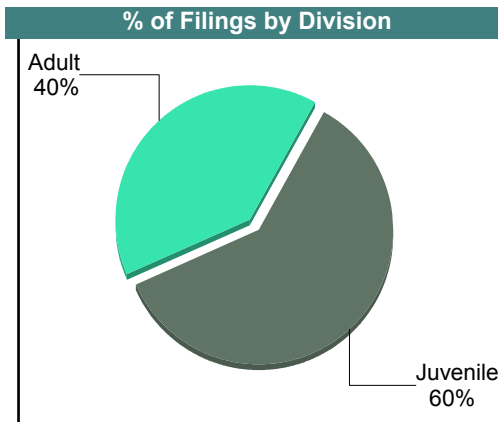

# CASELOAD STATISTICS OF THE JUVENILE & DOMESTIC RELATIONS COURTS

February 2017

**Augusta**

District: 25

		<u>Filings</u>	<u>Hearings</u>	<u>Transactions</u>	<u>Concluded</u>	<u>Cont</u>
<b><u>Adult</u></b>						
Bond Forfeiture	BF	0	1	1	0	1
Capias	CA	10	32	32	13	19
Felony	CF	15	37	37	9	28
Misdemeanor	CM	25	118	118	40	78
Family Abuse - Prot Order	FP	13	30	30	15	15
Motion - Prot Order	MP	3	3	3	3	-
Other	OT	2	3	3	2	1
Show Cause	SC	22	116	116	54	62
SL/Other	SL	1	1	1	1	-
Civil Support	VS	34	44	44	27	17
<b>Adult Total</b>		<b>125</b>	<b>385</b>	<b>385</b>	<b>164</b>	<b>221</b>
<b><u>Juvenile</u></b>						
Abuse or Neglect	AN	16	62	62	11	51
Non-Family Abuse Prot Order	AP	0	1	1	1	-
Capias	CA	0	1	1	0	1
Child in Need of Services	CS	1	3	3	1	2
Custody Visitation	CV	114	189	189	85	104
Felony	DF	3	22	22	2	20
Misdemeanor	DM	18	39	39	12	27
Foster Care Review	FC	5	5	5	5	-
Initial Foster Care	IF	1	1	1	1	-
Motion - Prot Order	MP	0	1	1	1	-
Permanency	PH	1	1	1	1	-
Petition	PT	1	1	1	1	-
Show Cause	SC	2	4	4	1	3
Status	ST	1	1	1	1	-
Traffic	T	14	32	32	13	19
Term Parental Rights	TP	6	14	14	8	6
Truancy	TR	6	7	7	2	5
<b>Juvenile Total</b>		<b>189</b>	<b>384</b>	<b>384</b>	<b>146</b>	<b>238</b>
<b>Augusta Totals</b>		<b>314</b>	<b>769</b>	<b>769</b>	<b>310</b>	<b>459</b>



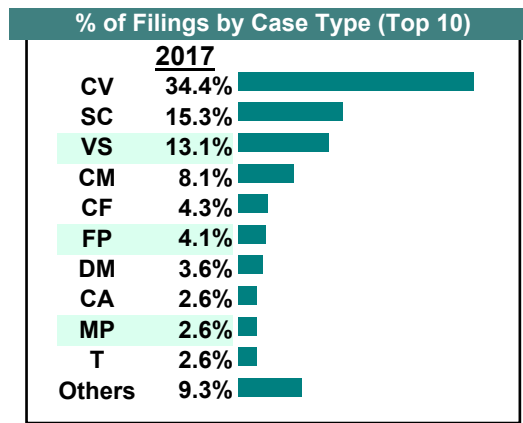
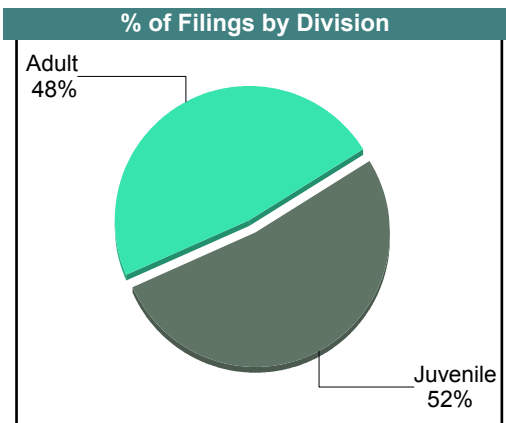

**CASELOAD STATISTICS OF THE JUVENILE & DOMESTIC RELATIONS COURTS**

January 2017

**Augusta**

District: 25

		<u>Filings</u>	<u>Hearings</u>	<u>Transactions</u>	<u>Concluded</u>	<u>Cont</u>
<b><u>Adult</u></b>						
Capias	CA	11	40	40	7	33
Felony	CF	18	46	46	9	37
Misdemeanor	CM	34	119	119	36	83
Family Abuse - Prot Order	FP	17	31	31	16	15
Motion - Prot Order	MP	3	3	3	2	1
Other	OT	0	1	1	0	1
Show Cause	SC	61	152	152	41	111
SL/Other	SL	1	1	1	1	-
Civil Support	VS	55	83	83	54	29
<b>Adult Total</b>		<b>200</b>	<b>476</b>	<b>476</b>	<b>166</b>	<b>310</b>
<b><u>Juvenile</u></b>						
Abuse or Neglect	AN	2	35	35	11	24
Non-Family Abuse Prot Order	AP	1	2	2	1	1
Capias	CA	0	2	2	0	2
Child in Need of Services	CS	1	5	5	2	3
Custody Visitation	CV	144	265	265	136	129
Felony	DF	3	25	25	5	20
Misdemeanor	DM	15	42	42	10	32
Foster Care Review	FC	10	10	10	10	-
Motion - Prot Order	MP	8	9	9	8	1
Permanency	PH	2	2	2	2	-
Petition	PT	2	4	4	2	2
Remand Custody	RC	2	2	2	2	-
Show Cause	SC	3	15	15	7	8
Traffic	T	11	33	33	14	19
Term Parental Rights	TP	8	12	12	4	8
Truancy	TR	7	26	26	12	14
<b>Juvenile Total</b>		<b>219</b>	<b>489</b>	<b>489</b>	<b>226</b>	<b>263</b>
<b>Augusta Totals</b>		<b>419</b>	<b>965</b>	<b>965</b>	<b>392</b>	<b>573</b>

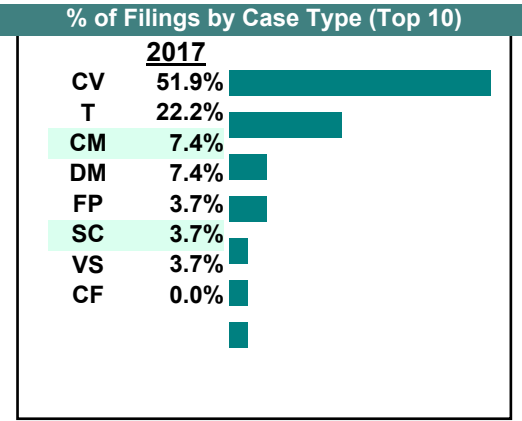
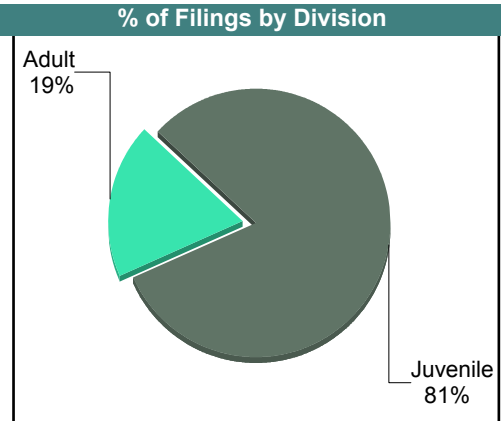
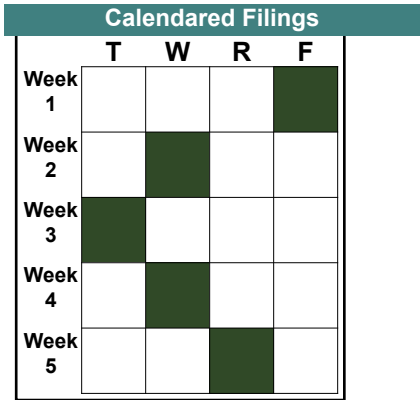


# CASELOAD STATISTICS OF THE JUVENILE & DOMESTIC RELATIONS COURTS

December 2017

**Bath**  
District: 25

		<u>Filings</u>	<u>Hearings</u>	<u>Transactions</u>	<u>Concluded</u>	<u>Cont</u>
<b>Adult</b>						
Felony	CF	0	2	2	2	-
Misdemeanor	CM	2	4	4	1	3
Family Abuse - Prot Order	FP	1	1	1	1	-
Show Cause	SC	1	2	2	0	2
Civil Support	VS	1	7	7	1	6
<b>Adult Total</b>		<b>5</b>	<b>16</b>	<b>16</b>	<b>5</b>	<b>11</b>
<b>Juvenile</b>						
Custody Visitation	CV	14	21	21	15	6
Misdemeanor	DM	2	3	3	1	2
Traffic	T	6	7	7	6	1
<b>Juvenile Total</b>		<b>22</b>	<b>31</b>	<b>31</b>	<b>22</b>	<b>9</b>
<b>Bath Totals</b>		<b>27</b>	<b>47</b>	<b>47</b>	<b>27</b>	<b>20</b>

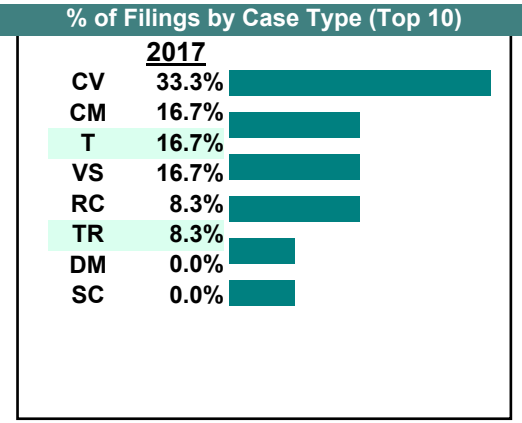
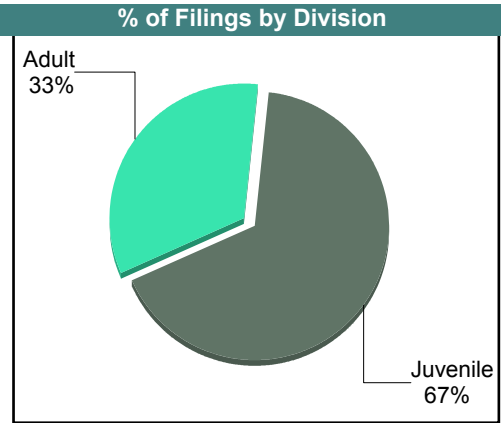
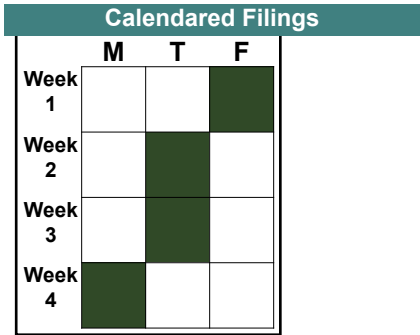


**CASELOAD STATISTICS OF THE JUVENILE & DOMESTIC RELATIONS COURTS**

November 2017

**Bath**  
District: 25

		<u>Filings</u>	<u>Hearings</u>	<u>Transactions</u>	<u>Concluded</u>	<u>Cont</u>
<b>Adult</b>						
Misdemeanor	CM	2	3	3	1	2
Show Cause	SC	0	1	1	0	1
Civil Support	VS	2	9	9	5	4
<b>Adult Total</b>		<b>4</b>	<b>13</b>	<b>13</b>	<b>6</b>	<b>7</b>
<b>Juvenile</b>						
Custody Visitation	CV	4	11	11	4	7
Misdemeanor	DM	0	2	2	2	-
Remand Custody	RC	1	1	1	1	-
Traffic	T	2	2	2	0	2
Truancy	TR	1	1	1	1	-
<b>Juvenile Total</b>		<b>8</b>	<b>17</b>	<b>17</b>	<b>8</b>	<b>9</b>
<b>Bath Totals</b>		<b>12</b>	<b>30</b>	<b>30</b>	<b>14</b>	<b>16</b>



**CASELOAD STATISTICS OF THE JUVENILE & DOMESTIC RELATIONS COURTS**

October 2017

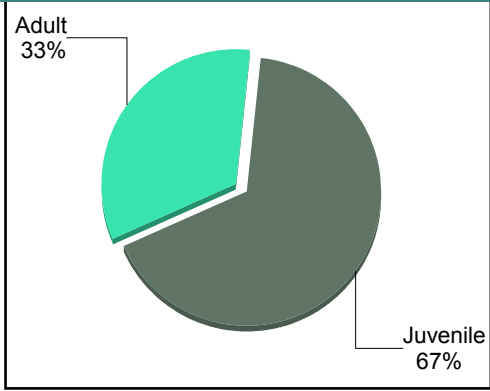
**Bath**  
District: 25

		<u>Filings</u>	<u>Hearings</u>	<u>Transactions</u>	<u>Concluded</u>	<u>Cont</u>
<b><u>Adult</u></b>						
Felony	CF	2	3	3	0	3
Misdemeanor	CM	0	6	6	4	2
Show Cause	SC	1	2	2	0	2
Civil Support	VS	1	4	4	0	4
<b>Adult Total</b>		<b>4</b>	<b>15</b>	<b>15</b>	<b>4</b>	<b>11</b>
<b><u>Juvenile</u></b>						
Custody Visitation	CV	7	16	16	6	10
Traffic	T	1	1	1	1	-
<b>Juvenile Total</b>		<b>8</b>	<b>17</b>	<b>17</b>	<b>7</b>	<b>10</b>
<b>Bath Totals</b>		<b>12</b>	<b>32</b>	<b>32</b>	<b>11</b>	<b>21</b>

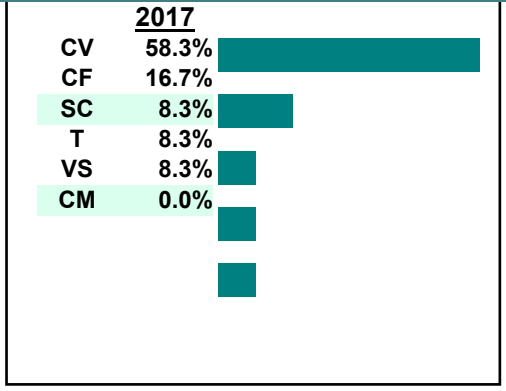
**Calendared Filings**

	<b>M</b>	<b>T</b>	<b>R</b>
Week 1		■	■
Week 2	■		
Week 3			

**% of Filings by Division**



**% of Filings by Case Type (Top 10)**



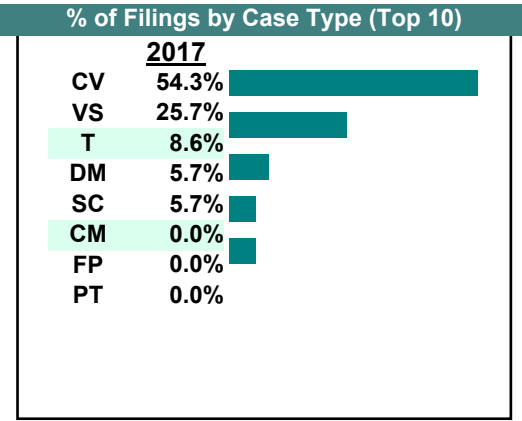
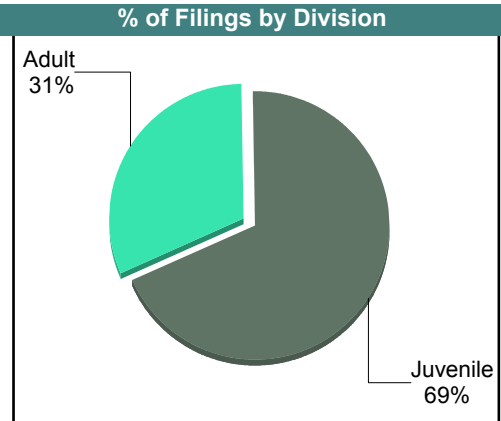
**CASELOAD STATISTICS OF THE JUVENILE & DOMESTIC RELATIONS COURTS**

September 2017

**Bath**  
District: 25

		<u>Filings</u>	<u>Hearings</u>	<u>Transactions</u>	<u>Concluded</u>	<u>Cont</u>
<b><u>Adult</u></b>						
Misdemeanor	CM	0	2	2	0	2
Family Abuse - Prot Order	FP	0	2	2	2	-
Show Cause	SC	2	3	3	2	1
Civil Support	VS	9	9	9	0	9
<b>Adult Total</b>		<b>11</b>	<b>16</b>	<b>16</b>	<b>4</b>	<b>12</b>
<b><u>Juvenile</u></b>						
Custody Visitation	CV	19	28	28	11	17
Misdemeanor	DM	2	1	2	1	1
Petition	PT	0	2	2	2	-
Traffic	T	3	6	6	5	1
<b>Juvenile Total</b>		<b>24</b>	<b>37</b>	<b>38</b>	<b>19</b>	<b>19</b>
<b>Bath Totals</b>		<b>35</b>	<b>53</b>	<b>54</b>	<b>23</b>	<b>31</b>

Calendared Filings		
	M	T
Week 1		
Week 2		
Week 3		



**CASELOAD STATISTICS OF THE JUVENILE & DOMESTIC RELATIONS COURTS**

**August 2017**

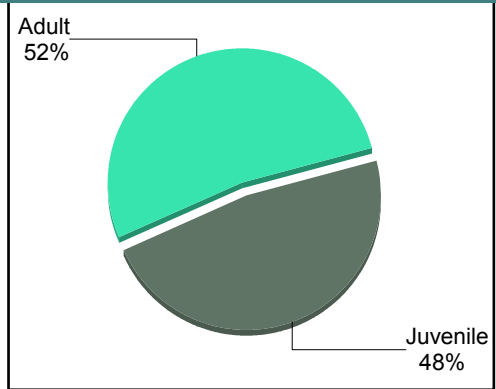
**Bath**  
District: 25

		<u>Filings</u>	<u>Hearings</u>	<u>Transactions</u>	<u>Concluded</u>	<u>Cont</u>
<b><u>Adult</u></b>						
Capias	CA	0	1	1	1	-
Misdemeanor	CM	2	6	6	4	2
Family Abuse - Prot Order	FP	2	3	3	0	3
Protective Order	PC	1	1	1	1	-
Show Cause	SC	0	4	4	4	-
Civil Support	VS	6	6	6	6	-
<b>Adult Total</b>		<b>11</b>	<b>21</b>	<b>21</b>	<b>16</b>	<b>5</b>
<b><u>Juvenile</u></b>						
Child in Need of Services	CS	0	1	1	0	1
Custody Visitation	CV	6	11	11	6	5
Misdemeanor	DM	0	2	2	1	1
Petition	PT	2	2	2	0	2
Traffic	T	2	2	2	2	-
<b>Juvenile Total</b>		<b>10</b>	<b>18</b>	<b>18</b>	<b>9</b>	<b>9</b>
<b>Bath Totals</b>		<b>21</b>	<b>39</b>	<b>39</b>	<b>25</b>	<b>14</b>

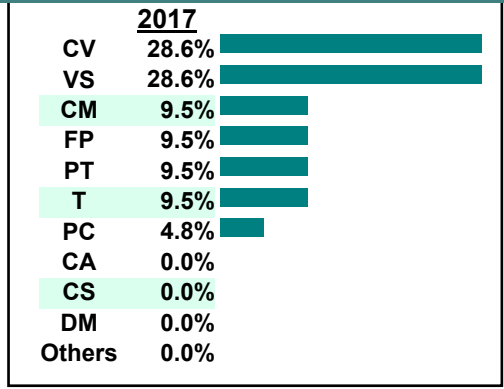
**Calendared Filings**

	<b>M</b>	<b>T</b>	<b>W</b>
Week 1			
Week 2			
Week 3			
Week 4			

**% of Filings by Division**



**% of Filings by Case Type (Top 10)**



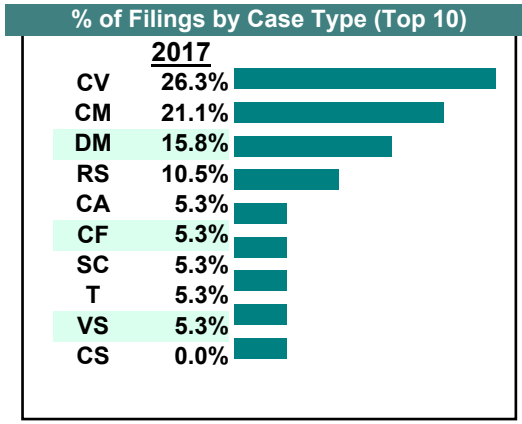
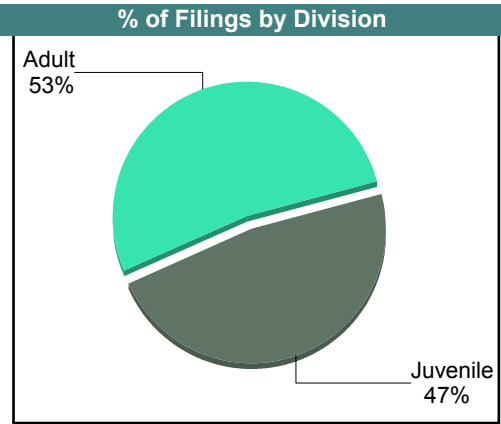
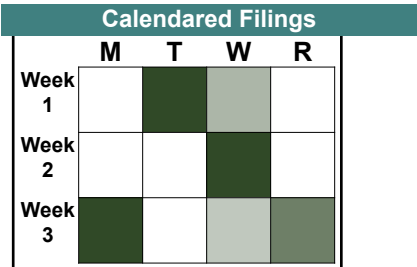


**CASELOAD STATISTICS OF THE JUVENILE & DOMESTIC RELATIONS COURTS**

July 2017

**Bath**  
District: 25

		<u>Filings</u>	<u>Hearings</u>	<u>Transactions</u>	<u>Concluded</u>	<u>Cont</u>
<b><u>Adult</u></b>						
Capias	CA	1	1	1	0	1
Felony	CF	1	1	1	0	1
Misdemeanor	CM	4	7	7	3	4
Remand Support	RS	2	2	2	2	-
Show Cause	SC	1	4	4	2	2
Civil Support	VS	1	3	3	1	2
<b>Adult Total</b>		<b>10</b>	<b>18</b>	<b>18</b>	<b>8</b>	<b>10</b>
<b><u>Juvenile</u></b>						
Child in Need of Services	CS	0	3	3	0	3
Custody Visitation	CV	5	11	11	10	1
Misdemeanor	DM	3	6	6	3	3
Traffic	T	1	6	6	1	5
<b>Juvenile Total</b>		<b>9</b>	<b>26</b>	<b>26</b>	<b>14</b>	<b>12</b>
<b>Bath Totals</b>		<b>19</b>	<b>44</b>	<b>44</b>	<b>22</b>	<b>22</b>

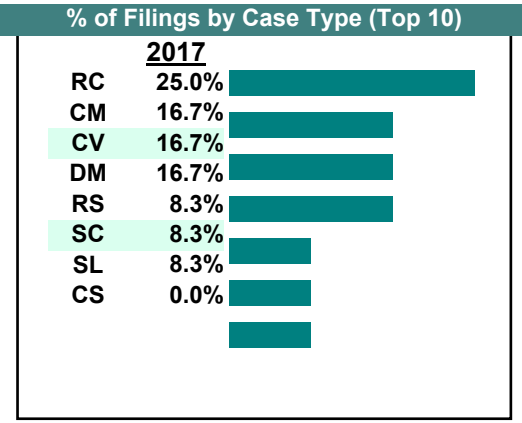
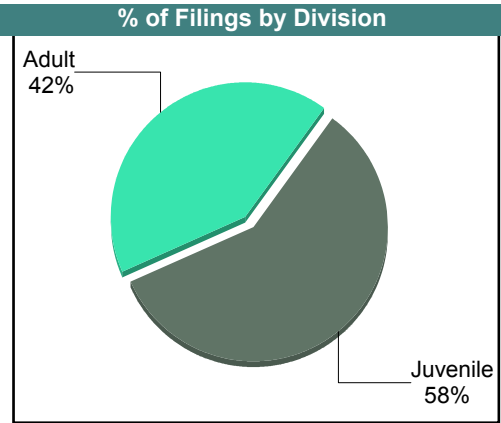
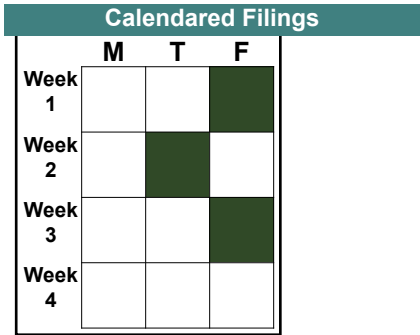


**CASELOAD STATISTICS OF THE JUVENILE & DOMESTIC RELATIONS COURTS**

June 2017

**Bath**  
District: 25

		<u>Filings</u>	<u>Hearings</u>	<u>Transactions</u>	<u>Concluded</u>	<u>Cont</u>
<b>Adult</b>						
Misdemeanor	CM	2	4	4	0	4
Remand Support	RS	1	1	1	1	-
Show Cause	SC	1	4	4	2	2
SL/Other	SL	1	1	1	1	-
<b>Adult Total</b>		<b>5</b>	<b>10</b>	<b>10</b>	<b>4</b>	<b>6</b>
<b>Juvenile</b>						
Child in Need of Services	CS	0	1	1	0	1
Custody Visitation	CV	2	16	16	7	9
Misdemeanor	DM	2	4	4	0	4
Remand Custody	RC	3	3	3	3	-
<b>Juvenile Total</b>		<b>7</b>	<b>24</b>	<b>24</b>	<b>10</b>	<b>14</b>
<b>Bath Totals</b>		<b>12</b>	<b>34</b>	<b>34</b>	<b>14</b>	<b>20</b>

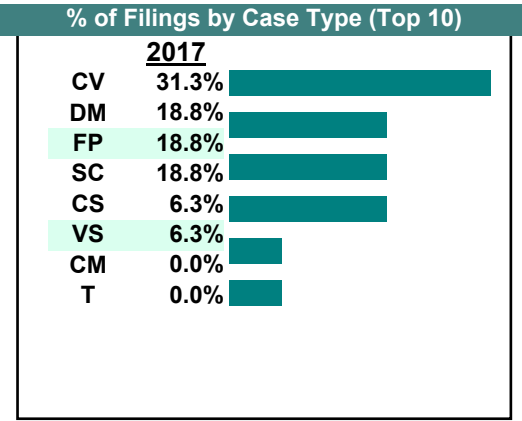
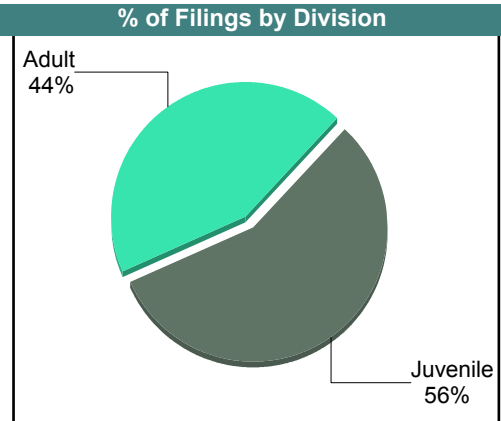
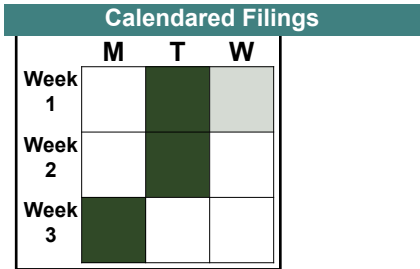


**CASELOAD STATISTICS OF THE JUVENILE & DOMESTIC RELATIONS COURTS**

May 2017

**Bath**  
District: 25

		<u>Filings</u>	<u>Hearings</u>	<u>Transactions</u>	<u>Concluded</u>	<u>Cont</u>
<b>Adult</b>						
Misdemeanor	CM	0	2	2	2	-
Family Abuse - Prot Order	FP	3	3	3	3	-
Show Cause	SC	3	14	14	6	8
Civil Support	VS	1	3	3	1	2
<b>Adult Total</b>		<b>7</b>	<b>22</b>	<b>22</b>	<b>12</b>	<b>10</b>
<b>Juvenile</b>						
Child in Need of Services	CS	1	1	1	0	1
Custody Visitation	CV	5	14	14	0	14
Misdemeanor	DM	3	2	3	1	2
Traffic	T	0	5	5	0	5
<b>Juvenile Total</b>		<b>9</b>	<b>22</b>	<b>23</b>	<b>1</b>	<b>22</b>
<b>Bath Totals</b>		<b>16</b>	<b>44</b>	<b>45</b>	<b>13</b>	<b>32</b>



**CASELOAD STATISTICS OF THE JUVENILE & DOMESTIC RELATIONS COURTS**

**April 2017**

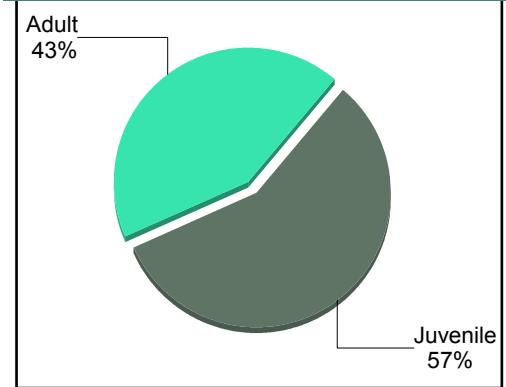
**Bath**  
District: 25

		<u>Filings</u>	<u>Hearings</u>	<u>Transactions</u>	<u>Concluded</u>	<u>Cont</u>
<b>Adult</b>						
Capias	CA	1	2	2	1	1
Misdemeanor	CM	0	6	6	2	4
Show Cause	SC	3	7	7	2	5
Civil Support	VS	2	3	3	3	-
<b>Adult Total</b>		<b>6</b>	<b>18</b>	<b>18</b>	<b>8</b>	<b>10</b>
<b>Juvenile</b>						
Child in Need of Services	CS	0	1	1	1	-
Custody Visitation	CV	5	6	6	4	2
Traffic	T	3	3	3	0	3
<b>Juvenile Total</b>		<b>8</b>	<b>10</b>	<b>10</b>	<b>5</b>	<b>5</b>
<b>Bath Totals</b>		<b>14</b>	<b>28</b>	<b>28</b>	<b>13</b>	<b>15</b>

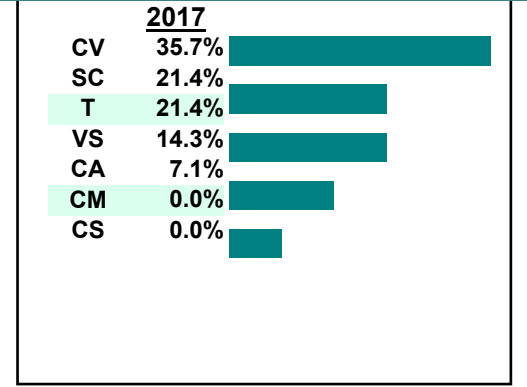
**Calendared Filings**

	<b>M</b>	<b>T</b>	<b>W</b>
Week 1			
Week 2			
Week 3			
Week 4			

**% of Filings by Division**



**% of Filings by Case Type (Top 10)**



**CASELOAD STATISTICS OF THE JUVENILE & DOMESTIC RELATIONS COURTS**

**March 2017**

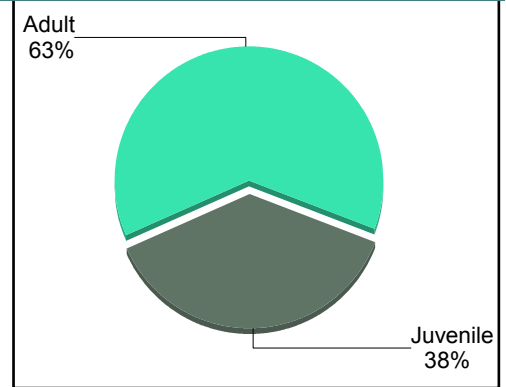
**Bath**  
District: 25

		<u>Filings</u>	<u>Hearings</u>	<u>Transactions</u>	<u>Concluded</u>	<u>Cont</u>
<b><u>Adult</u></b>						
Felony	CF	0	1	1	1	-
Misdemeanor	CM	0	1	1	0	1
Family Abuse - Prot Order	FP	1	1	1	1	-
Show Cause	SC	2	3	3	0	3
Civil Support	VS	2	3	3	2	1
<b>Adult Total</b>		<b>5</b>	<b>9</b>	<b>9</b>	<b>4</b>	<b>5</b>
<b><u>Juvenile</u></b>						
Custody Visitation	CV	1	9	9	4	5
Traffic	T	2	2	2	0	2
<b>Juvenile Total</b>		<b>3</b>	<b>11</b>	<b>11</b>	<b>4</b>	<b>7</b>
<b>Bath Totals</b>		<b>8</b>	<b>20</b>	<b>20</b>	<b>8</b>	<b>12</b>

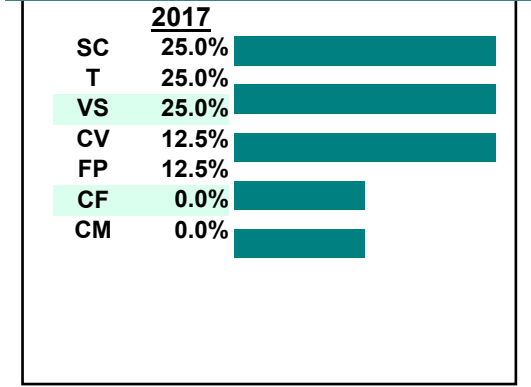
**Calendared Filings**

	<b>M</b>	<b>T</b>	<b>F</b>
Week 1		█	
Week 2			█
Week 3	█		

**% of Filings by Division**



**% of Filings by Case Type (Top 10)**

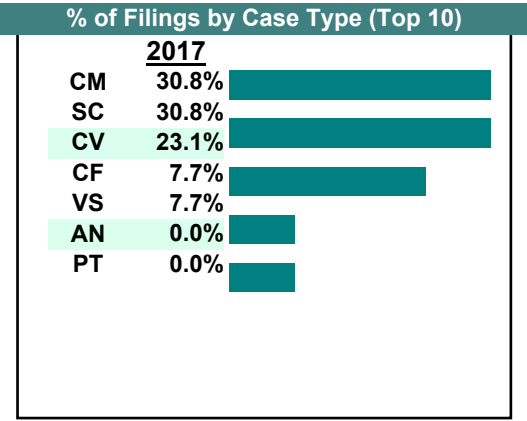
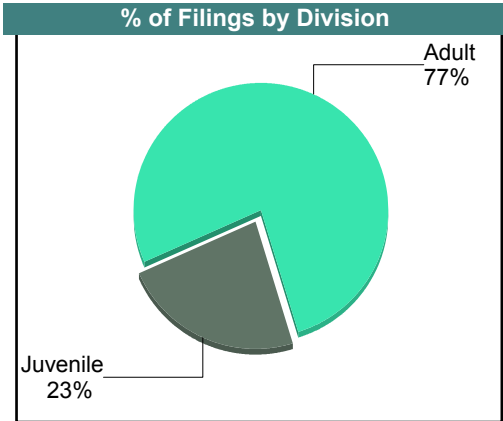
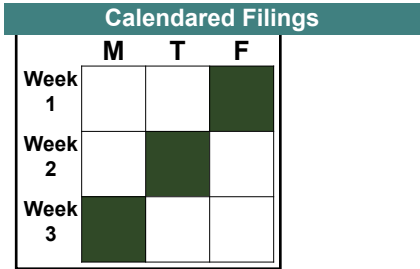


**CASELOAD STATISTICS OF THE JUVENILE & DOMESTIC RELATIONS COURTS**

February 2017

**Bath**  
District: 25

		<u>Filings</u>	<u>Hearings</u>	<u>Transactions</u>	<u>Concluded</u>	<u>Cont</u>
<b><u>Adult</u></b>						
Felony	CF	1	1	1	0	1
Misdemeanor	CM	4	10	10	3	7
Show Cause	SC	4	8	8	0	8
Civil Support	VS	1	3	3	1	2
<b>Adult Total</b>		<b>10</b>	<b>22</b>	<b>22</b>	<b>4</b>	<b>18</b>
<b><u>Juvenile</u></b>						
Abuse or Neglect	AN	0	1	1	1	-
Custody Visitation	CV	3	5	5	3	2
Petition	PT	0	1	1	1	-
<b>Juvenile Total</b>		<b>3</b>	<b>7</b>	<b>7</b>	<b>5</b>	<b>2</b>
<b>Bath Totals</b>		<b>13</b>	<b>29</b>	<b>29</b>	<b>9</b>	<b>20</b>


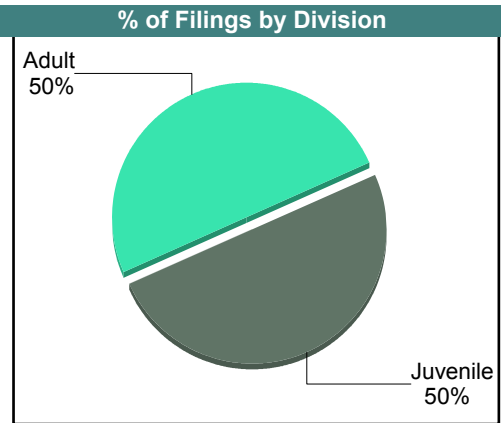
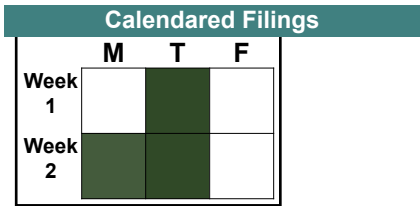


**CASELOAD STATISTICS OF THE JUVENILE & DOMESTIC RELATIONS COURTS**

January 2017

**Bath**  
District: 25

		<u>Filings</u>	<u>Hearings</u>	<u>Transactions</u>	<u>Concluded</u>	<u>Cont</u>
<b><u>Adult</u></b>						
Felony	CF	0	3	3	3	-
Misdemeanor	CM	2	10	10	5	5
Remand Support	RS	1	1	1	1	-
Show Cause	SC	1	1	1	1	-
Civil Support	VS	0	2	2	1	1
<b>Adult Total</b>		<b>4</b>	<b>17</b>	<b>17</b>	<b>11</b>	<b>6</b>
<b><u>Juvenile</u></b>						
Abuse or Neglect	AN	1	2	2	0	2
Custody Visitation	CV	3	17	17	7	10
<b>Juvenile Total</b>		<b>4</b>	<b>19</b>	<b>19</b>	<b>7</b>	<b>12</b>
<b>Bath Totals</b>		<b>8</b>	<b>36</b>	<b>36</b>	<b>18</b>	<b>18</b>



# CASELOAD STATISTICS OF THE JUVENILE & DOMESTIC RELATIONS COURTS

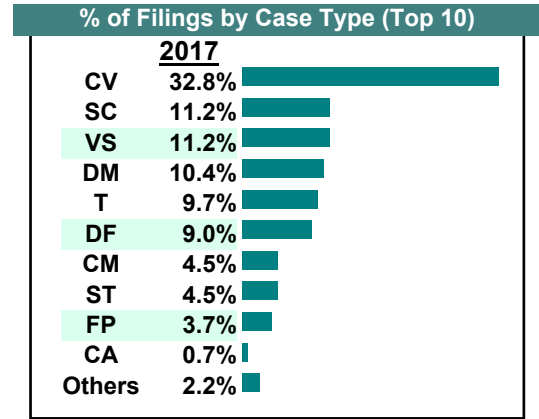
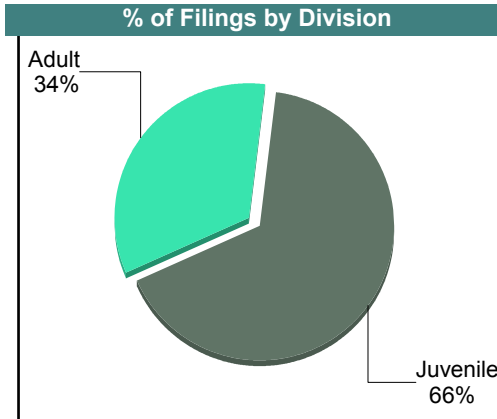
December 2017

**Botetourt**

District: 25

		<u>Filings</u>	<u>Hearings</u>	<u>Transactions</u>	<u>Concluded</u>	<u>Cont</u>
<b>Adult</b>						
Capias	CA	1	1	1	0	1
Felony	CF	1	3	4	2	2
Misdemeanor	CM	6	46	46	10	36
Family Abuse - Prot Order	FP	5	13	13	5	8
Motion - Prot Order	MP	1	1	1	0	1
Remand Support	RS	1	1	1	1	-
Show Cause	SC	15	29	29	13	16
Civil Support	VS	15	31	31	21	10
<b>Adult Total</b>		<b>45</b>	<b>125</b>	<b>126</b>	<b>52</b>	<b>74</b>
<b>Juvenile</b>						
Child in Need of Services	CS	0	5	5	0	5
Custody Visitation	CV	44	73	73	45	28
Felony	DF	12	35	35	3	32
Misdemeanor	DM	14	49	49	15	34
Status	ST	6	12	12	2	10
Traffic	T	13	15	17	8	9
Truancy	TR	0	3	3	0	3
<b>Juvenile Total</b>		<b>89</b>	<b>192</b>	<b>194</b>	<b>73</b>	<b>121</b>
<b>Botetourt Totals</b>		<b>134</b>	<b>317</b>	<b>320</b>	<b>125</b>	<b>195</b>

Calendared Filings					
	M	T	W	R	F
Week 1					
Week 2					
Week 3					
Week 4					
Week 5					





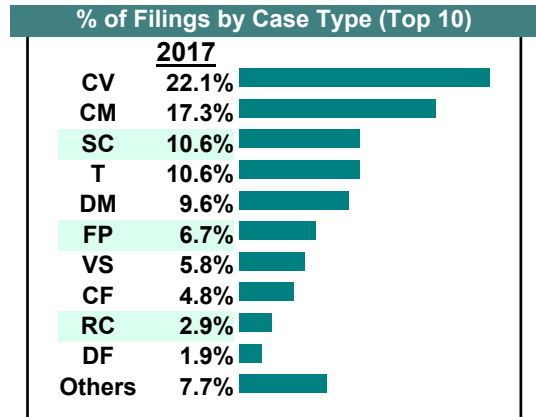
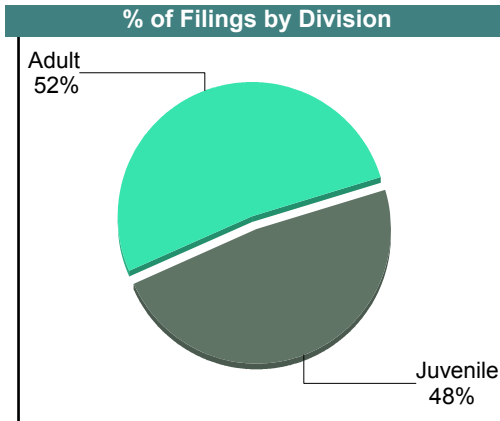
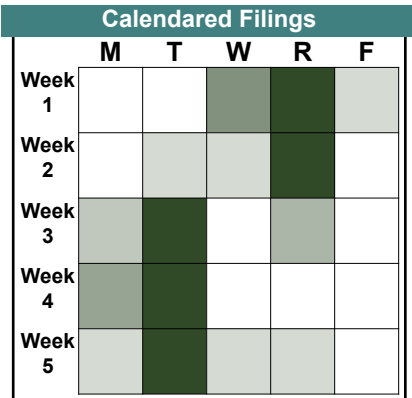
**CASELOAD STATISTICS OF THE JUVENILE & DOMESTIC RELATIONS COURTS**

November 2017

**Botetourt**

District: 25

		<u>Filings</u>	<u>Hearings</u>	<u>Transactions</u>	<u>Concluded</u>	<u>Cont</u>
<b>Adult</b>						
Non-Family Abuse Prot Order	AP	1	2	2	1	1
Capias	CA	1	1	1	1	-
Felony	CF	5	8	8	3	5
Misdemeanor	CM	18	41	41	13	28
Family Abuse - Prot Order	FP	7	19	19	9	10
Motion - Prot Order	MP	2	2	2	2	-
Violation of PO	PV	1	1	1	1	-
Show Cause	SC	11	48	48	28	20
SL/Other	SL	2	2	2	2	-
Civil Support	VS	6	28	28	12	16
<b>Adult Total</b>		<b>54</b>	<b>152</b>	<b>152</b>	<b>72</b>	<b>80</b>
<b>Juvenile</b>						
Child in Need of Services	CS	0	2	2	1	1
Custody Visitation	CV	23	68	68	45	23
Felony	DF	2	6	6	2	4
Misdemeanor	DM	10	35	35	9	26
Remand Custody	RC	3	4	4	4	-
Show Cause	SC	0	1	1	0	1
Status	ST	1	6	6	2	4
Traffic	T	11	20	21	10	11
<b>Juvenile Total</b>		<b>50</b>	<b>142</b>	<b>143</b>	<b>73</b>	<b>70</b>
<b>Botetourt Totals</b>		<b>104</b>	<b>294</b>	<b>295</b>	<b>145</b>	<b>150</b>



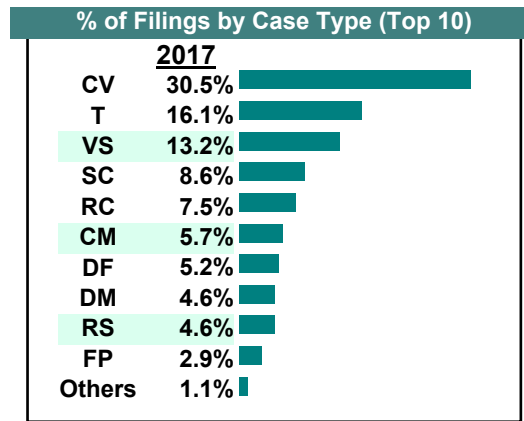
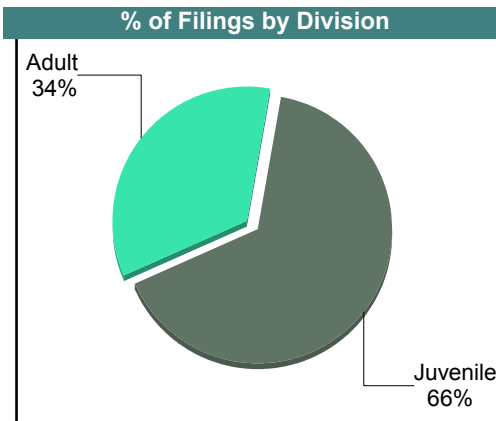
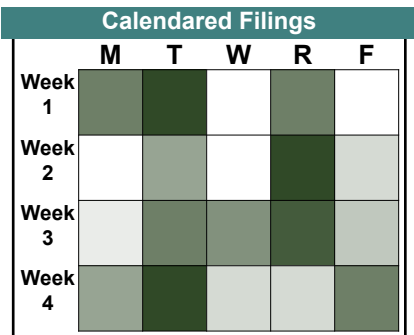
**CASELOAD STATISTICS OF THE JUVENILE & DOMESTIC RELATIONS COURTS**

October 2017

**Botetourt**

District: 25

		<u>Filings</u>	<u>Hearings</u>	<u>Transactions</u>	<u>Concluded</u>	<u>Cont</u>
<b><u>Adult</u></b>						
Felony	CF	0	5	5	5	-
Misdemeanor	CM	10	49	49	18	31
Family Abuse - Prot Order	FP	5	12	12	3	9
Remand Support	RS	8	8	8	7	1
Show Cause	SC	14	37	37	11	26
Civil Support	VS	23	41	41	24	17
<b>Adult Total</b>		<b>60</b>	<b>152</b>	<b>152</b>	<b>68</b>	<b>84</b>
<b><u>Juvenile</u></b>						
Child in Need of Services	CS	0	1	1	0	1
Custody Visitation	CV	53	96	96	66	30
Felony	DF	9	19	19	8	11
Misdemeanor	DM	8	66	66	24	42
Remand Custody	RC	13	13	13	13	-
Show Cause	SC	1	1	1	0	1
Status	ST	2	5	5	1	4
Traffic	T	28	39	42	26	16
<b>Juvenile Total</b>		<b>114</b>	<b>240</b>	<b>243</b>	<b>138</b>	<b>105</b>
<b>Botetourt Totals</b>		<b>174</b>	<b>392</b>	<b>395</b>	<b>206</b>	<b>189</b>



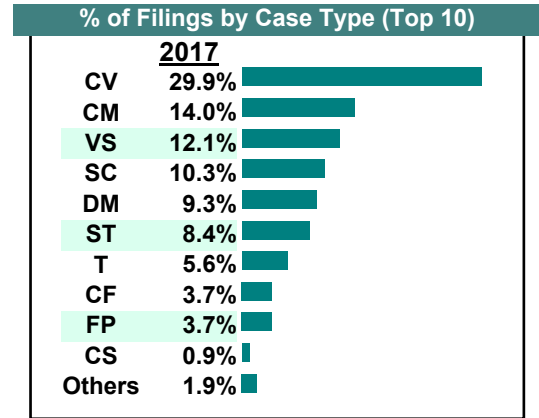
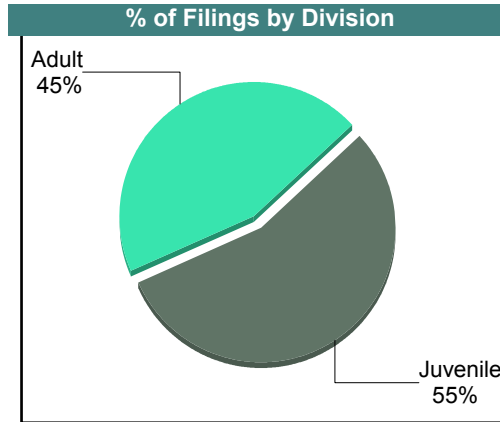

**CASELOAD STATISTICS OF THE JUVENILE & DOMESTIC RELATIONS COURTS**

September 2017

**Botetourt**

District: 25

		<u>Filings</u>	<u>Hearings</u>	<u>Transactions</u>	<u>Concluded</u>	<u>Cont</u>
<b>Adult</b>						
Capias	CA	0	1	1	1	-
Felony	CF	4	13	13	3	10
Misdemeanor	CM	15	46	46	8	38
Family Abuse - Prot Order	FP	4	8	8	3	5
Motion - Prot Order	MP	1	1	1	1	-
Violation of PO	PV	1	1	1	1	-
Show Cause	SC	10	26	26	8	18
Civil Support	VS	13	30	30	15	15
<b>Adult Total</b>		<b>48</b>	<b>126</b>	<b>126</b>	<b>40</b>	<b>86</b>
<b>Juvenile</b>						
Child in Need of Services	CS	1	4	4	0	4
Custody Visitation	CV	32	69	69	37	32
Felony	DF	0	3	3	1	2
Misdemeanor	DM	10	37	37	7	30
Motion - Prot Order	MP	0	1	1	1	-
Show Cause	SC	1	1	1	1	-
Status	ST	9	13	13	3	10
Traffic	T	6	12	12	4	8
Truancy	TR	0	1	1	0	1
<b>Juvenile Total</b>		<b>59</b>	<b>141</b>	<b>141</b>	<b>54</b>	<b>87</b>
<b>Botetourt Totals</b>		<b>107</b>	<b>267</b>	<b>267</b>	<b>94</b>	<b>173</b>



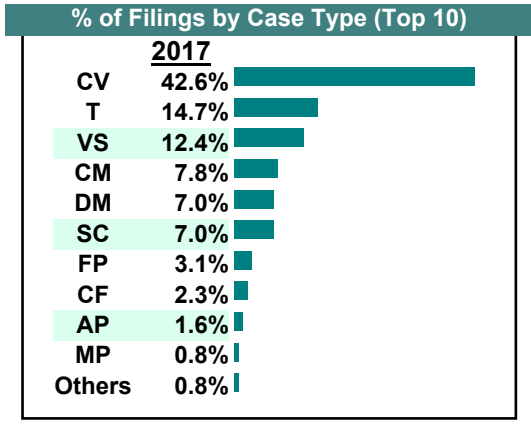
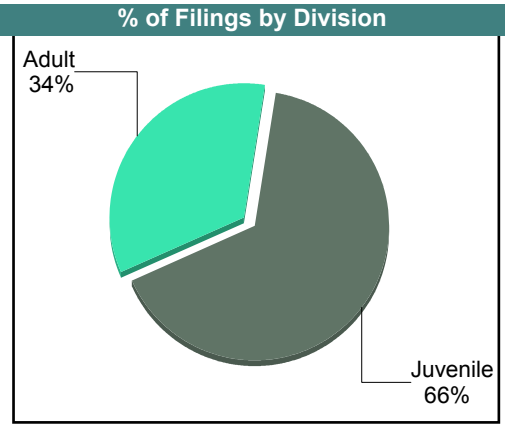

**CASELOAD STATISTICS OF THE JUVENILE & DOMESTIC RELATIONS COURTS**

**August 2017**

**Botetourt**

District: 25

		<u>Filings</u>	<u>Hearings</u>	<u>Transactions</u>	<u>Concluded</u>	<u>Cont</u>
<b>Adult</b>						
Capias	CA	0	3	3	2	1
Felony	CF	3	8	8	1	7
Misdemeanor	CM	10	48	48	17	31
Family Abuse - Prot Order	FP	4	9	9	5	4
Motion - Prot Order	MP	1	1	1	1	-
Remand Support	RS	1	1	1	1	-
Show Cause	SC	9	37	37	13	24
Civil Support	VS	16	31	31	16	15
<b>Adult Total</b>		<b>44</b>	<b>138</b>	<b>138</b>	<b>56</b>	<b>82</b>
<b>Juvenile</b>						
Non-Family Abuse Prot Order	AP	2	5	5	3	2
Child in Need of Services	CS	0	1	1	0	1
Custody Visitation	CV	55	86	86	49	37
Felony	DF	0	2	2	1	1
Misdemeanor	DM	9	45	45	16	29
Status	ST	0	3	3	2	1
Traffic	T	19	29	31	23	8
<b>Juvenile Total</b>		<b>85</b>	<b>171</b>	<b>173</b>	<b>94</b>	<b>79</b>
<b>Botetourt Totals</b>		<b>129</b>	<b>309</b>	<b>311</b>	<b>150</b>	<b>161</b>



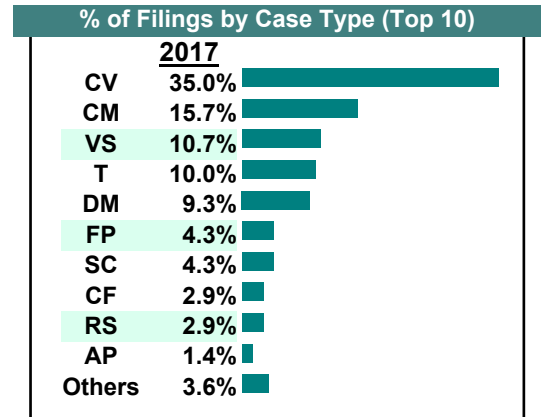
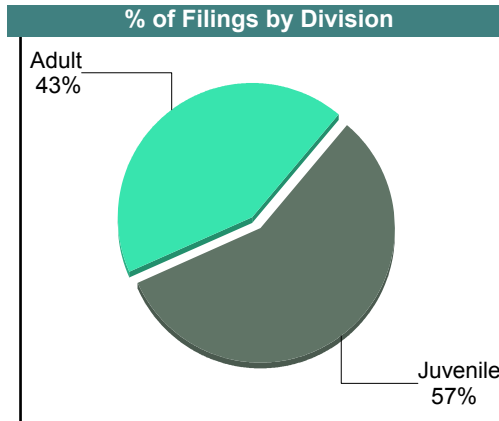

**CASELOAD STATISTICS OF THE JUVENILE & DOMESTIC RELATIONS COURTS**

July 2017

**Botetourt**

District: 25

		<u>Filings</u>	<u>Hearings</u>	<u>Transactions</u>	<u>Concluded</u>	<u>Cont</u>
<b>Adult</b>						
Non-Family Abuse Prot Order	AP	1	2	2	1	1
Capias	CA	1	2	2	0	2
Felony	CF	4	5	5	2	3
Misdemeanor	CM	22	50	50	13	37
Family Abuse - Prot Order	FP	6	8	8	4	4
Motion - Prot Order	MP	1	1	1	1	-
Remand Support	RS	4	4	4	4	-
Show Cause	SC	6	34	34	8	26
Civil Support	VS	15	28	28	11	17
<b>Adult Total</b>		<b>60</b>	<b>134</b>	<b>134</b>	<b>44</b>	<b>90</b>
<b>Juvenile</b>						
Non-Family Abuse Prot Order	AP	1	1	1	0	1
Child in Need of Services	CS	0	2	2	1	1
Custody Visitation	CV	49	75	75	33	42
Felony	DF	1	8	8	2	6
Misdemeanor	DM	13	52	53	7	46
Motion - Prot Order	MP	1	1	1	0	1
Status	ST	1	5	5	1	4
Traffic	T	14	17	18	10	8
Term Parental Rights	TP	0	1	1	1	-
<b>Juvenile Total</b>		<b>80</b>	<b>162</b>	<b>164</b>	<b>55</b>	<b>109</b>
<b>Botetourt Totals</b>		<b>140</b>	<b>296</b>	<b>298</b>	<b>99</b>	<b>199</b>



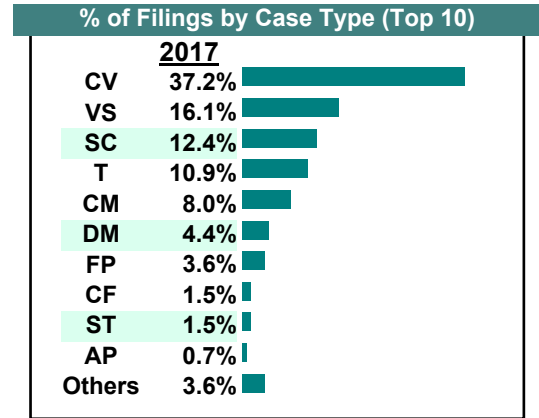
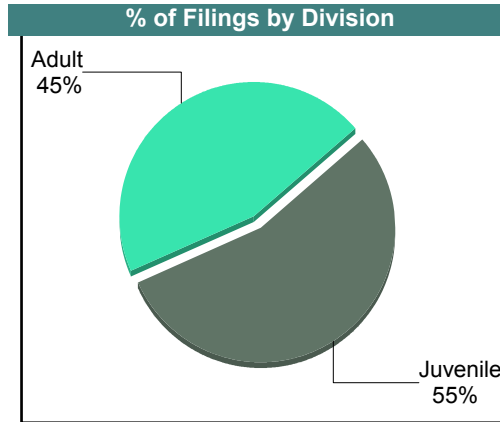

**CASELOAD STATISTICS OF THE JUVENILE & DOMESTIC RELATIONS COURTS**

June 2017

**Botetourt**

District: 25

		<u>Filings</u>	<u>Hearings</u>	<u>Transactions</u>	<u>Concluded</u>	<u>Cont</u>
<b><u>Adult</u></b>						
Non-Family Abuse Prot Order	AP	1	2	2	1	1
Capias	CA	1	2	2	1	1
Felony	CF	2	4	4	0	4
Misdemeanor	CM	11	46	46	13	33
Family Abuse - Prot Order	FP	5	10	10	4	6
Motion - Prot Order	MP	1	1	1	1	-
Other	OT	1	1	1	1	-
Remand Support	RS	1	1	1	1	-
Show Cause	SC	17	31	31	13	18
Civil Support	VS	22	39	39	18	21
<b>Adult Total</b>		<b>62</b>	<b>137</b>	<b>137</b>	<b>53</b>	<b>84</b>
<b><u>Juvenile</u></b>						
Child in Need of Services	CS	0	2	2	1	1
Custody Visitation	CV	51	109	109	77	32
Felony	DF	1	15	15	3	12
Misdemeanor	DM	6	35	35	12	23
Status	ST	2	8	8	2	6
Traffic	T	15	22	23	14	9
Term Parental Rights	TP	0	1	1	0	1
<b>Juvenile Total</b>		<b>75</b>	<b>192</b>	<b>193</b>	<b>109</b>	<b>84</b>
<b>Botetourt Totals</b>		<b>137</b>	<b>329</b>	<b>330</b>	<b>162</b>	<b>168</b>



**CASELOAD STATISTICS OF THE JUVENILE & DOMESTIC RELATIONS COURTS**

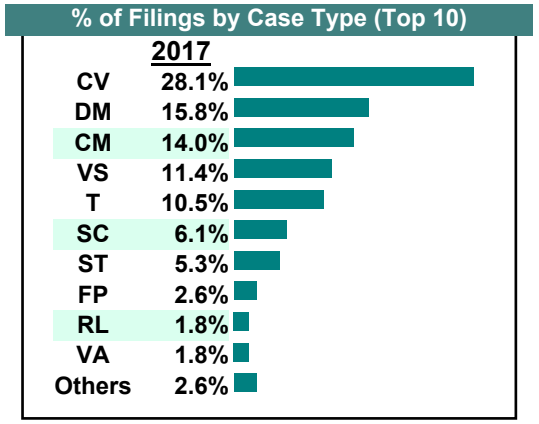
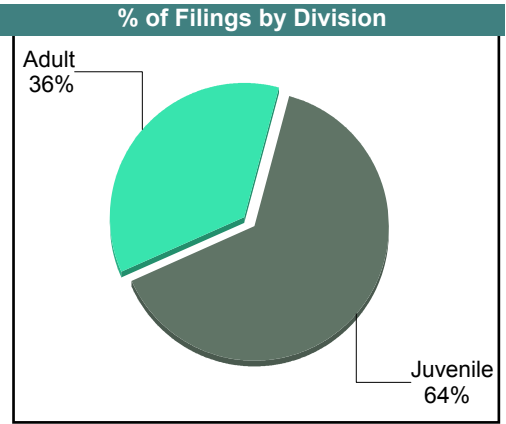
May 2017

**Botetourt**

District: 25

		<u>Filings</u>	<u>Hearings</u>	<u>Transactions</u>	<u>Concluded</u>	<u>Cont</u>
<b>Adult</b>						
Felony	CF	1	7	7	6	1
Misdemeanor	CM	16	49	49	14	35
Family Abuse - Prot Order	FP	3	5	5	1	4
Other	OT	1	1	1	1	-
Show Cause	SC	7	24	24	12	12
Civil Support	VS	13	35	35	21	14
<b>Adult Total</b>		<b>41</b>	<b>121</b>	<b>121</b>	<b>55</b>	<b>66</b>
<b>Juvenile</b>						
Non-Family Abuse Prot Order	AP	1	1	1	1	-
Child in Need of Services	CS	0	1	1	1	-
Custody Visitation	CV	32	85	85	48	37
Felony	DF	0	6	6	1	5
Misdemeanor	DM	18	57	57	18	39
Restricted O/L	RL	2	2	2	2	-
Status	ST	6	9	9	2	7
Traffic	T	12	28	28	14	14
Voluntary Continuing Services Agreement	VA	2	2	2	2	-
<b>Juvenile Total</b>		<b>73</b>	<b>191</b>	<b>191</b>	<b>89</b>	<b>102</b>
<b>Botetourt Totals</b>		<b>114</b>	<b>312</b>	<b>312</b>	<b>144</b>	<b>168</b>

Calendared Filings					
	M	T	W	R	F
Week 1					
Week 2					
Week 3					
Week 4					
Week 5					



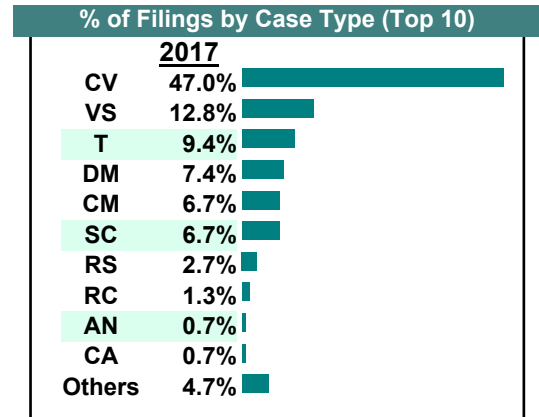
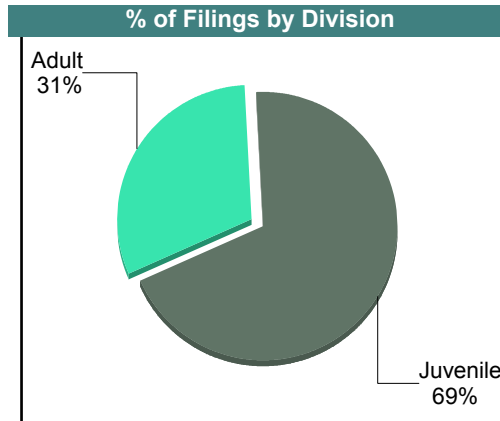
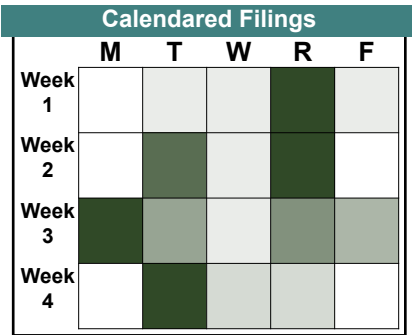
**CASELOAD STATISTICS OF THE JUVENILE & DOMESTIC RELATIONS COURTS**

April 2017

**Botetourt**

District: 25

		<u>Filings</u>	<u>Hearings</u>	<u>Transactions</u>	<u>Concluded</u>	<u>Cont</u>
<b>Adult</b>						
Capias	CA	1	4	4	2	2
Felony	CF	1	11	11	5	6
Misdemeanor	CM	10	31	31	10	21
Family Abuse - Prot Order	FP	1	2	2	1	1
Remand Support	RS	4	4	4	4	-
Show Cause	SC	10	37	37	22	15
Civil Support	VS	19	30	30	18	12
<b>Adult Total</b>		<b>46</b>	<b>119</b>	<b>119</b>	<b>62</b>	<b>57</b>
<b>Juvenile</b>						
Abuse or Neglect	AN	1	1	1	1	-
Child in Need of Services	CS	1	4	4	1	3
Custody Visitation	CV	70	78	78	44	34
Felony	DF	1	25	25	2	23
Misdemeanor	DM	11	34	34	9	25
Remand Custody	RC	2	2	2	2	-
Remand Visitation	RV	1	1	1	1	-
Status	ST	1	7	7	2	5
Traffic	T	14	24	25	16	9
Term Parental Rights	TP	1	1	1	0	1
Truancy	TR	0	1	1	0	1
<b>Juvenile Total</b>		<b>103</b>	<b>178</b>	<b>179</b>	<b>78</b>	<b>101</b>
<b>Botetourt Totals</b>		<b>149</b>	<b>297</b>	<b>298</b>	<b>140</b>	<b>158</b>





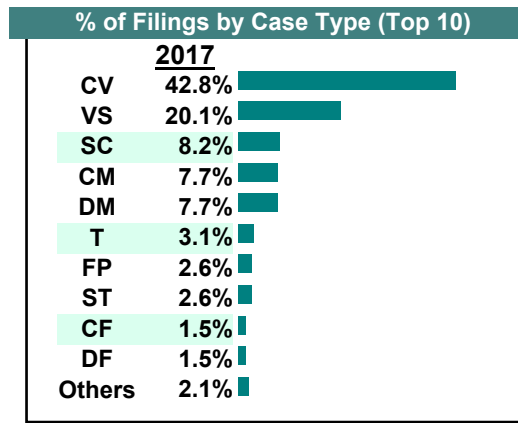
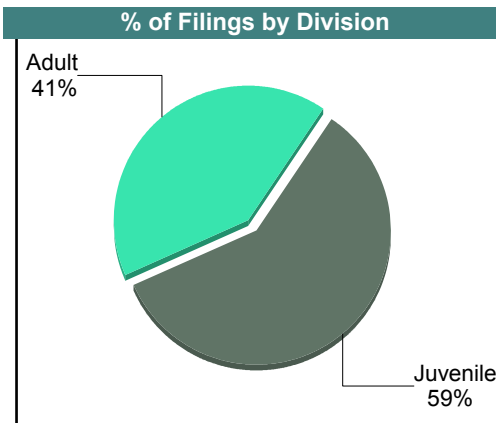

# CASELOAD STATISTICS OF THE JUVENILE & DOMESTIC RELATIONS COURTS

March 2017

**Botetourt**

District: 25

		<u>Filings</u>	<u>Hearings</u>	<u>Transactions</u>	<u>Concluded</u>	<u>Cont</u>
<b><u>Adult</u></b>						
Felony	CF	3	5	5	0	5
Misdemeanor	CM	15	55	55	14	41
Family Abuse - Prot Order	FP	4	10	10	5	5
Other	OT	3	3	3	3	-
Show Cause	SC	16	41	41	8	33
Civil Support	VS	39	56	56	35	21
<b>Adult Total</b>		<b>80</b>	<b>170</b>	<b>170</b>	<b>65</b>	<b>105</b>
<b><u>Juvenile</u></b>						
Child in Need of Services	CS	1	2	2	0	2
Custody Visitation	CV	83	139	139	74	65
Felony	DF	3	11	11	5	6
Misdemeanor	DM	15	49	49	14	35
Family Abuse - Prot Order	FP	1	1	1	1	-
Status	ST	5	13	13	7	6
Traffic	T	6	10	12	8	4
<b>Juvenile Total</b>		<b>114</b>	<b>225</b>	<b>227</b>	<b>109</b>	<b>118</b>
<b>Botetourt Totals</b>		<b>194</b>	<b>395</b>	<b>397</b>	<b>174</b>	<b>223</b>



**CASELOAD STATISTICS OF THE JUVENILE & DOMESTIC RELATIONS COURTS**

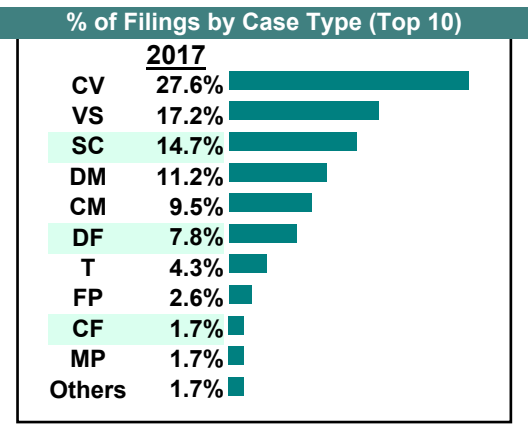
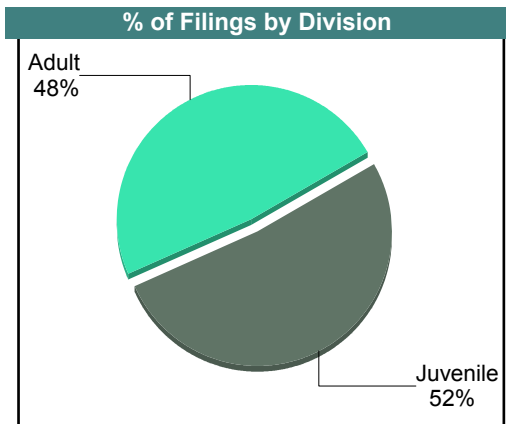
February 2017

**Botetourt**

District: 25

		<u>Filings</u>	<u>Hearings</u>	<u>Transactions</u>	<u>Concluded</u>	<u>Cont</u>
<b><u>Adult</u></b>						
Capias	CA	1	3	3	1	2
Felony	CF	2	7	7	4	3
Misdemeanor	CM	11	32	32	8	24
Family Abuse - Prot Order	FP	3	5	5	2	3
Motion - Prot Order	MP	2	2	2	2	-
Remand Support	RS	1	1	1	1	-
Show Cause	SC	16	46	46	19	27
Civil Support	VS	20	34	34	20	14
<b>Adult Total</b>		<b>56</b>	<b>130</b>	<b>130</b>	<b>57</b>	<b>73</b>
<b><u>Juvenile</u></b>						
Child in Need of Services	CS	0	3	3	0	3
Custody Visitation	CV	32	60	60	25	35
Felony	DF	9	21	21	1	20
Misdemeanor	DM	13	52	52	14	38
Show Cause	SC	1	2	2	2	-
Status	ST	0	2	2	0	2
Traffic	T	5	14	15	9	6
Truancy	TR	0	2	2	1	1
<b>Juvenile Total</b>		<b>60</b>	<b>156</b>	<b>157</b>	<b>52</b>	<b>105</b>
<b>Botetourt Totals</b>		<b>116</b>	<b>286</b>	<b>287</b>	<b>109</b>	<b>178</b>

<b>Calendared Filings</b>					
	<b>M</b>	<b>T</b>	<b>W</b>	<b>R</b>	<b>F</b>
Week 1					
Week 2					
Week 3					
Week 4					
Week 5					



# CASELOAD STATISTICS OF THE JUVENILE & DOMESTIC RELATIONS COURTS

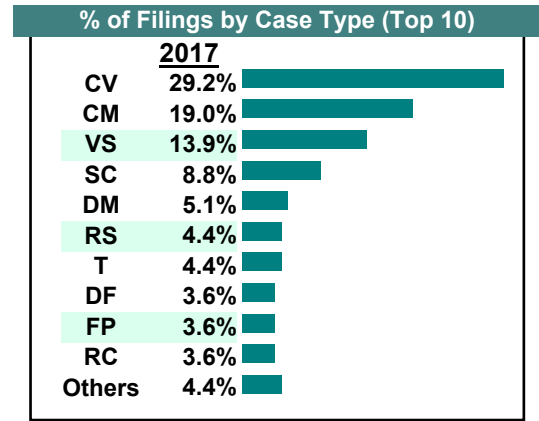
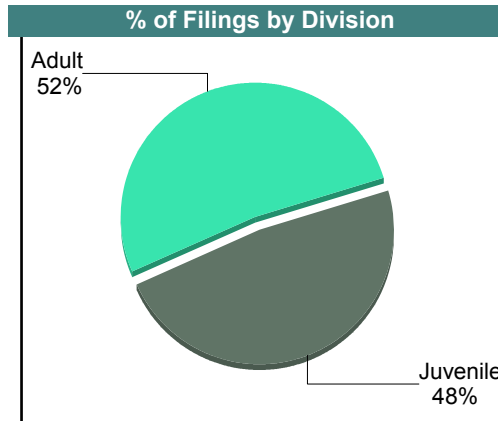
January 2017

**Botetourt**

District: 25

		<u>Filings</u>	<u>Hearings</u>	<u>Transactions</u>	<u>Concluded</u>	<u>Cont</u>
<b><u>Adult</u></b>						
Capias	CA	1	1	1	1	-
Felony	CF	1	4	4	1	3
Misdemeanor	CM	26	52	52	16	36
Family Abuse - Prot Order	FP	5	12	12	5	7
Motion - Prot Order	MP	0	1	1	1	-
Other	OT	1	2	2	1	1
Remand Support	RS	6	6	6	6	-
Show Cause	SC	12	32	32	9	23
Civil Support	VS	19	30	30	15	15
<b>Adult Total</b>		<b>71</b>	<b>140</b>	<b>140</b>	<b>55</b>	<b>85</b>
<b><u>Juvenile</u></b>						
Abuse or Neglect	AN	0	1	1	1	-
Child in Need of Services	CS	1	4	4	1	3
Custody Visitation	CV	40	76	76	37	39
Felony	DF	5	17	17	3	14
Misdemeanor	DM	7	29	29	9	20
Permanency	PH	1	1	1	1	-
Remand Custody	RC	5	5	5	5	-
Status	ST	0	8	8	1	7
Traffic	T	6	9	10	7	3
Truancy	TR	1	1	1	0	1
<b>Juvenile Total</b>		<b>66</b>	<b>151</b>	<b>152</b>	<b>65</b>	<b>87</b>
<b>Botetourt Totals</b>		<b>137</b>	<b>291</b>	<b>292</b>	<b>120</b>	<b>172</b>

Calendared Filings					
	M	T	W	R	F
Week 1					
Week 2					
Week 3					
Week 4					
Week 5					



CASELOAD STATISTICS OF THE JUVENILE & DOMESTIC RELATIONS COURTS

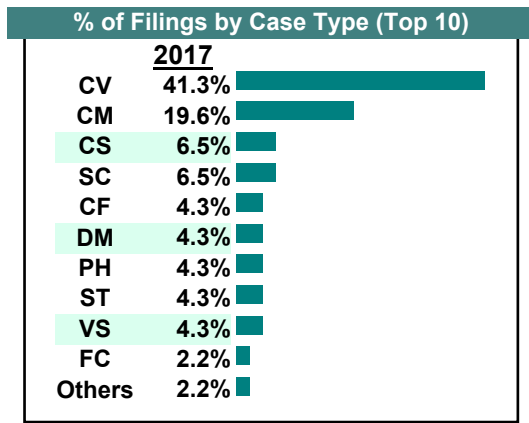
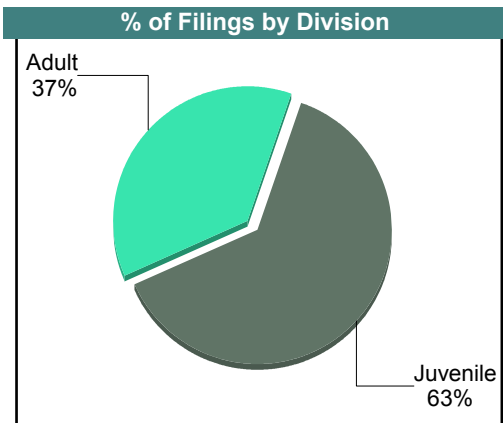
Buena Vista

District: 25

December 2017

		<u>Filings</u>	<u>Hearings</u>	<u>Transactions</u>	<u>Concluded</u>	<u>Cont</u>
<b>Adult</b>						
Felony	CF	2	3	3	1	2
Misdemeanor	CM	9	13	13	2	11
Family Abuse - Prot Order	FP	1	3	3	2	1
Show Cause	SC	3	8	8	1	7
Civil Support	VS	2	3	3	0	3
<b>Adult Total</b>		<b>17</b>	<b>30</b>	<b>30</b>	<b>6</b>	<b>24</b>
<b>Juvenile</b>						
Abuse or Neglect	AN	0	1	1	1	-
Child in Need of Services	CS	3	3	3	0	3
Custody Visitation	CV	19	22	22	20	2
Misdemeanor	DM	2	7	7	3	4
Foster Care Review	FC	1	1	1	1	-
Permanency	PH	2	2	2	2	-
Status	ST	2	4	4	0	4
Traffic	T	0	4	4	1	3
<b>Juvenile Total</b>		<b>29</b>	<b>44</b>	<b>44</b>	<b>28</b>	<b>16</b>
<b>Buena Vista Totals</b>		<b>46</b>	<b>74</b>	<b>74</b>	<b>34</b>	<b>40</b>

Calendared Filings				
	M	T	W	R
Week 1		■		
Week 2	■		■	
Week 3			■	
Week 4			■	



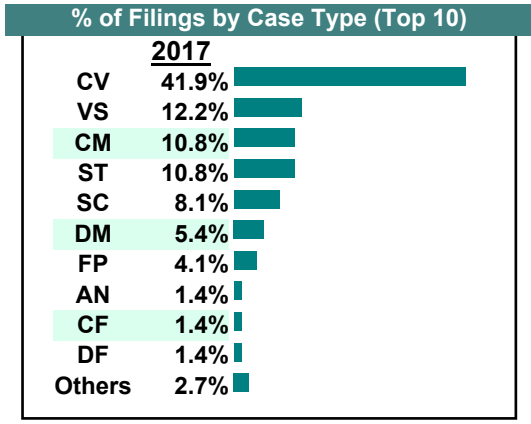
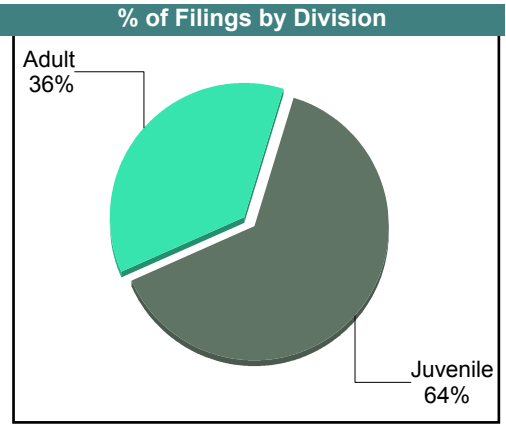
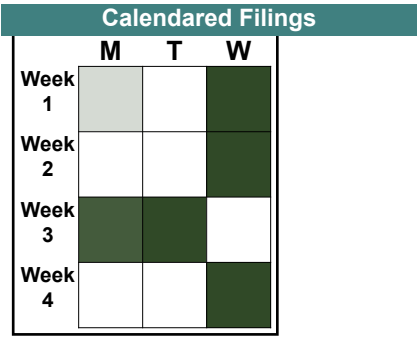
**CASELOAD STATISTICS OF THE JUVENILE & DOMESTIC RELATIONS COURTS**

**Buena Vista**

District: 25

November 2017

		<u>Filings</u>	<u>Hearings</u>	<u>Transactions</u>	<u>Concluded</u>	<u>Cont</u>
<b><u>Adult</u></b>						
Felony	CF	1	2	2	0	2
Misdemeanor	CM	8	14	14	3	11
Family Abuse - Prot Order	FP	3	4	4	1	3
Show Cause	SC	6	13	13	6	7
Civil Support	VS	9	16	16	8	8
<b>Adult Total</b>		<b>27</b>	<b>49</b>	<b>49</b>	<b>18</b>	<b>31</b>
<b><u>Juvenile</u></b>						
Abuse or Neglect	AN	1	15	15	10	5
Child in Need of Services	CS	0	2	2	0	2
Custody Visitation	CV	31	47	47	22	25
Felony	DF	1	9	9	5	4
Misdemeanor	DM	4	8	8	1	7
Permanency	PH	1	1	1	1	-
Show Cause	SC	0	2	2	2	-
Status	ST	8	11	11	3	8
Traffic	T	1	2	3	2	1
Truancy	TR	0	1	1	1	-
<b>Juvenile Total</b>		<b>47</b>	<b>98</b>	<b>99</b>	<b>47</b>	<b>52</b>
<b>Buena Vista Totals</b>		<b>74</b>	<b>147</b>	<b>148</b>	<b>65</b>	<b>83</b>



CASELOAD STATISTICS OF THE JUVENILE & DOMESTIC RELATIONS COURTS

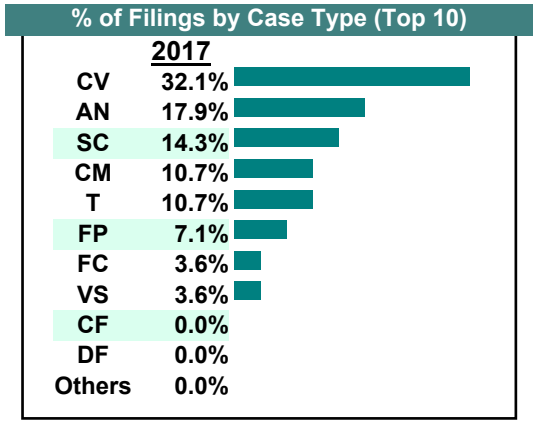
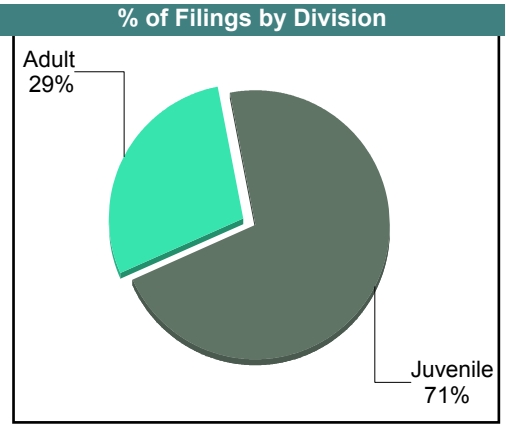
Buena Vista

District: 25

October 2017

		Filings	Hearings	Transactions	Concluded	Cont
<b>Adult</b>						
Felony	CF	0	1	1	1	-
Misdemeanor	CM	3	6	6	1	4
Family Abuse - Prot Order	FP	1	2	2	2	-
Show Cause	SC	3	7	7	2	4
Civil Support	VS	1	6	6	2	4
<b>Adult Total</b>		<b>8</b>	<b>22</b>	<b>22</b>	<b>8</b>	<b>12</b>
<b>Juvenile</b>						
Abuse or Neglect	AN	5	22	22	1	21
Custody Visitation	CV	9	23	23	14	8
Felony	DF	0	7	7	6	1
Misdemeanor	DM	0	34	34	12	22
Foster Care Review	FC	1	1	1	1	-
Family Abuse - Prot Order	FP	1	1	1	1	-
Show Cause	SC	1	3	3	1	2
Status	ST	0	1	1	1	-
Traffic	T	3	4	5	2	3
Truancy	TR	0	1	1	1	-
<b>Juvenile Total</b>		<b>20</b>	<b>97</b>	<b>98</b>	<b>40</b>	<b>57</b>
<b>Buena Vista Totals</b>		<b>28</b>	<b>119</b>	<b>120</b>	<b>48</b>	<b>69</b>

Calendared Filings		
	W	R
Week 1	█	
Week 2	█	█
Week 3	█	
Week 4	█	



**CASELOAD STATISTICS OF THE JUVENILE & DOMESTIC RELATIONS COURTS**

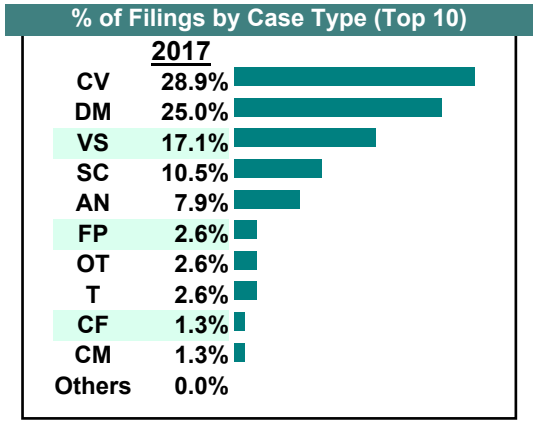
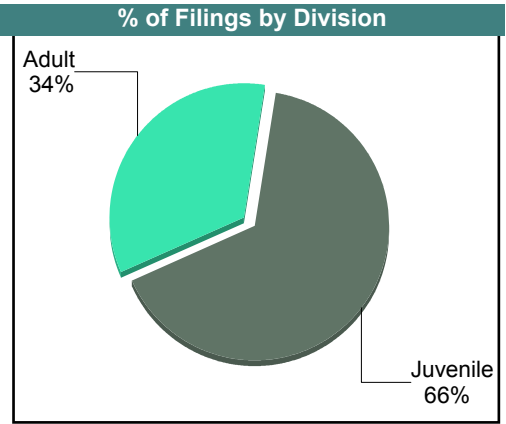
September 2017

**Buena Vista**

District: 25

		<u>Filings</u>	<u>Hearings</u>	<u>Transactions</u>	<u>Concluded</u>	<u>Cont</u>
<b>Adult</b>						
Felony	CF	1	1	1	0	1
Misdemeanor	CM	1	10	10	7	3
Family Abuse - Prot Order	FP	2	4	4	2	2
Other	OT	2	2	2	2	-
Show Cause	SC	7	13	13	5	8
Civil Support	VS	13	20	20	11	9
<b>Adult Total</b>		<b>26</b>	<b>50</b>	<b>50</b>	<b>27</b>	<b>23</b>
<b>Juvenile</b>						
Abuse or Neglect	AN	6	6	6	0	6
Child in Need of Services	CS	0	2	2	0	2
Custody Visitation	CV	22	46	46	21	25
Felony	DF	0	5	5	0	5
Misdemeanor	DM	19	32	32	0	32
Show Cause	SC	1	1	1	0	1
Status	ST	0	3	3	1	2
Traffic	T	2	3	3	1	2
Truancy	TR	0	2	2	1	1
<b>Juvenile Total</b>		<b>50</b>	<b>100</b>	<b>100</b>	<b>24</b>	<b>76</b>
<b>Buena Vista Totals</b>		<b>76</b>	<b>150</b>	<b>150</b>	<b>51</b>	<b>99</b>

Calendared Filings		
	W	R
Week 1	█	
Week 2	█	
Week 3	█	
Week 4	█	█



**CASELOAD STATISTICS OF THE JUVENILE & DOMESTIC RELATIONS COURTS**


**Buena Vista**

District: 25

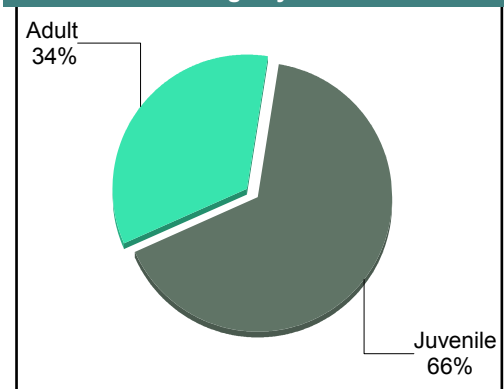
August 2017

		<u>Filings</u>	<u>Hearings</u>	<u>Transactions</u>	<u>Concluded</u>	<u>Cont</u>
<b><u>Adult</u></b>						
Capias	CA	0	2	2	2	-
Misdemeanor	CM	4	20	20	12	8
Family Abuse - Prot Order	FP	0	2	2	2	-
Other	OT	1	1	1	1	-
Show Cause	SC	6	16	16	11	5
Civil Support	VS	1	2	2	1	1
<b>Adult Total</b>		<b>12</b>	<b>43</b>	<b>43</b>	<b>29</b>	<b>14</b>
<b><u>Juvenile</u></b>						
Abuse or Neglect	AN	0	1	1	1	-
Child in Need of Services	CS	0	1	1	0	1
Custody Visitation	CV	18	43	43	26	17
Felony	DF	0	9	9	0	9
Misdemeanor	DM	4	9	9	2	7
Family Abuse - Prot Order	FP	0	1	1	1	-
Initial Foster Care	IF	1	1	1	1	-
Status	ST	0	5	5	0	5
<b>Juvenile Total</b>		<b>23</b>	<b>70</b>	<b>70</b>	<b>31</b>	<b>39</b>
<b>Buena Vista Totals</b>		<b>35</b>	<b>113</b>	<b>113</b>	<b>60</b>	<b>53</b>

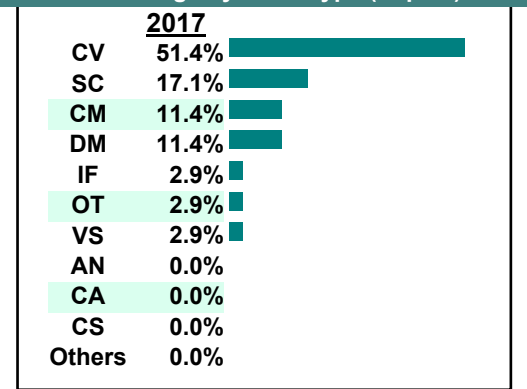
**Calendared Filings**



**% of Filings by Division**



**% of Filings by Case Type (Top 10)**





**CASELOAD STATISTICS OF THE JUVENILE & DOMESTIC RELATIONS COURTS**

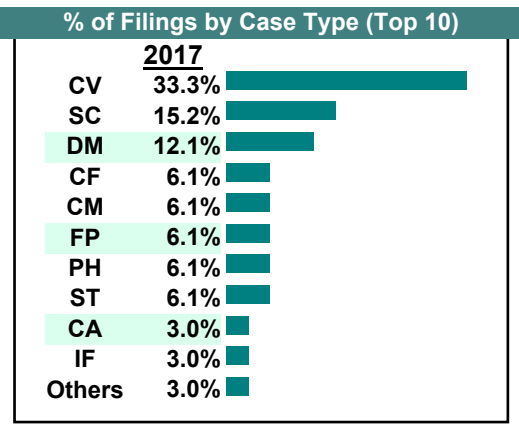
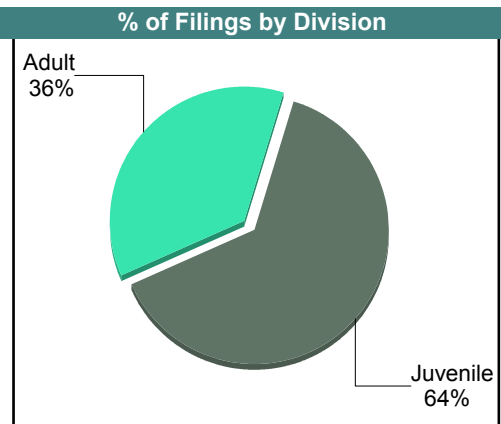
**Buena Vista**

District: 25

July 2017

		<u>Filings</u>	<u>Hearings</u>	<u>Transactions</u>	<u>Concluded</u>	<u>Cont</u>
<b>Adult</b>						
Capias	CA	1	3	3	1	2
Felony	CF	2	2	2	0	2
Misdemeanor	CM	2	7	7	0	7
Family Abuse - Prot Order	FP	2	5	5	2	3
Show Cause	SC	4	9	9	4	5
Civil Support	VS	1	4	4	1	3
<b>Adult Total</b>		<b>12</b>	<b>30</b>	<b>30</b>	<b>8</b>	<b>22</b>
<b>Juvenile</b>						
Abuse or Neglect	AN	0	1	1	0	1
Custody Visitation	CV	11	32	32	14	18
Felony	DF	0	11	11	2	9
Misdemeanor	DM	4	12	12	3	9
Initial Foster Care	IF	1	1	1	1	-
Permanency	PH	2	2	2	2	-
Show Cause	SC	1	1	1	0	1
Status	ST	2	3	3	0	3
Traffic	T	0	5	5	3	2
Truancy	TR	0	2	2	0	2
<b>Juvenile Total</b>		<b>21</b>	<b>70</b>	<b>70</b>	<b>25</b>	<b>45</b>
<b>Buena Vista Totals</b>		<b>33</b>	<b>100</b>	<b>100</b>	<b>33</b>	<b>67</b>

Calendared Filings		W	R
Week 1		█	
Week 2		█	
Week 3			█
Week 4		█	



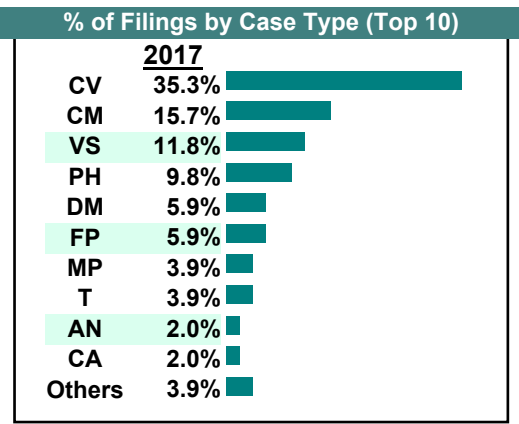
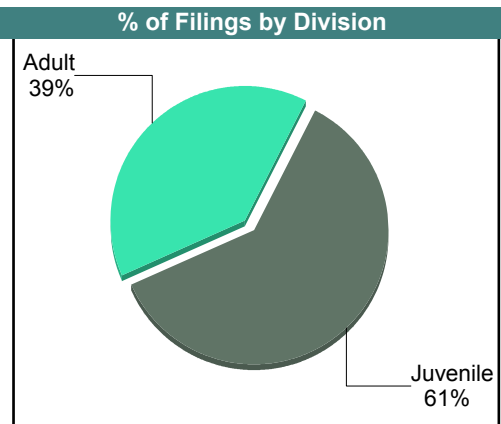
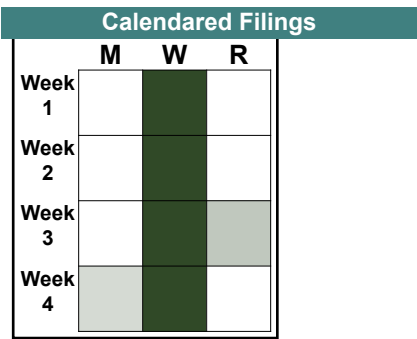
**CASELOAD STATISTICS OF THE JUVENILE & DOMESTIC RELATIONS COURTS**

**Buena Vista**

District: 25

June 2017

		<u>Filings</u>	<u>Hearings</u>	<u>Transactions</u>	<u>Concluded</u>	<u>Cont</u>
<b>Adult</b>						
Capias	CA	1	3	3	1	2
Misdemeanor	CM	8	16	16	2	14
Family Abuse - Prot Order	FP	3	5	5	0	5
Motion - Prot Order	MP	2	2	2	2	-
Show Cause	SC	0	7	7	1	6
Civil Support	VS	6	11	11	4	7
<b>Adult Total</b>		<b>20</b>	<b>44</b>	<b>44</b>	<b>10</b>	<b>34</b>
<b>Juvenile</b>						
Abuse or Neglect	AN	1	3	3	1	2
Child in Need of Services	CS	0	1	1	0	1
Custody Visitation	CV	18	43	43	20	23
Felony	DF	0	15	15	15	-
Misdemeanor	DM	3	4	4	2	2
Foster Care Review	FC	1	1	1	1	-
Permanency	PH	5	5	5	5	-
Petition	PT	0	1	1	1	-
Status	ST	1	3	3	3	-
Traffic	T	2	2	2	0	2
<b>Juvenile Total</b>		<b>31</b>	<b>78</b>	<b>78</b>	<b>48</b>	<b>30</b>
<b>Buena Vista Totals</b>		<b>51</b>	<b>122</b>	<b>122</b>	<b>58</b>	<b>64</b>



**CASELOAD STATISTICS OF THE JUVENILE & DOMESTIC RELATIONS COURTS**

**Buena Vista**

District: 25

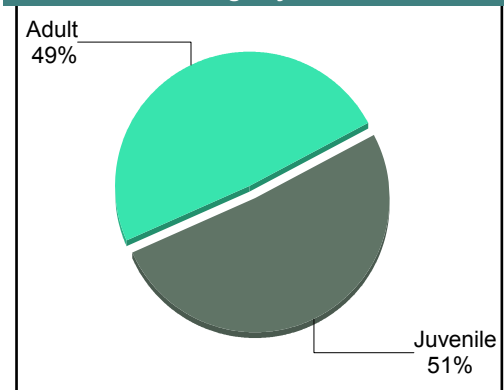
May 2017

		<u>Filings</u>	<u>Hearings</u>	<u>Transactions</u>	<u>Concluded</u>	<u>Cont</u>
<b>Adult</b>						
Capias	CA	4	5	5	2	3
Misdemeanor	CM	5	27	27	8	19
Family Abuse - Prot Order	FP	1	1	1	1	-
Motion - Prot Order	MP	1	1	1	1	-
Remand Support	RS	2	2	2	2	-
Show Cause	SC	7	15	15	4	11
Civil Support	VS	5	9	9	6	3
<b>Adult Total</b>		<b>25</b>	<b>60</b>	<b>60</b>	<b>24</b>	<b>36</b>
<b>Juvenile</b>						
Custody Visitation	CV	19	65	65	19	46
Felony	DF	0	11	11	1	10
Misdemeanor	DM	4	12	12	5	7
Family Abuse - Prot Order	FP	1	1	1	0	1
Remand Custody	RC	1	1	1	1	-
Remand Visitation	RV	1	1	1	1	-
Show Cause	SC	0	1	1	1	-
Status	ST	0	3	3	1	2
Traffic	T	0	1	1	0	1
Truancy	TR	0	2	2	0	2
<b>Juvenile Total</b>		<b>26</b>	<b>98</b>	<b>98</b>	<b>29</b>	<b>69</b>
<b>Buena Vista Totals</b>		<b>51</b>	<b>158</b>	<b>158</b>	<b>53</b>	<b>105</b>

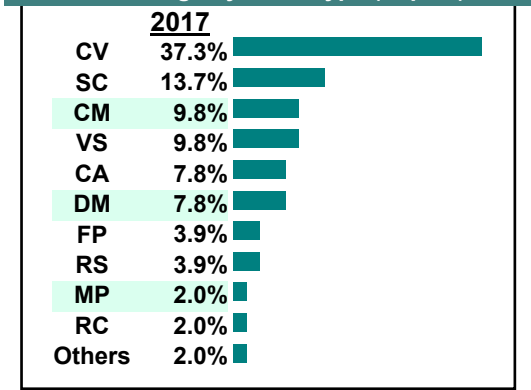
**Calendared Filings**

	<b>W</b>	<b>R</b>
Week 1	█	
Week 2	█	
Week 3	█	
Week 4	█	█
Week 5	█	

**% of Filings by Division**



**% of Filings by Case Type (Top 10)**



**CASELOAD STATISTICS OF THE JUVENILE & DOMESTIC RELATIONS COURTS**

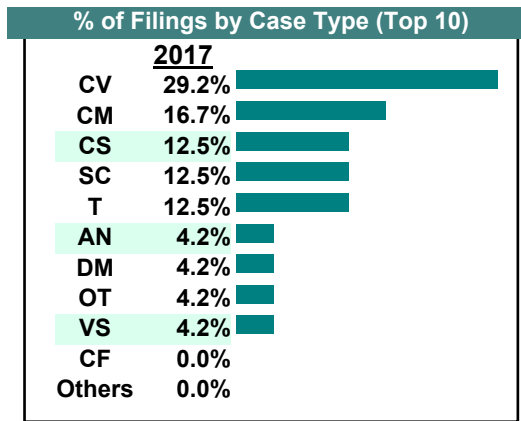
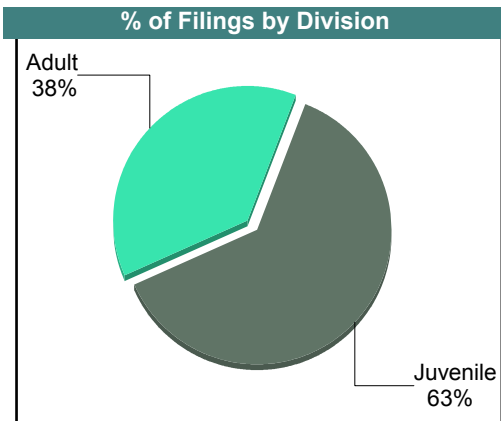
**Buena Vista**

District: 25

April 2017

		<u>Filings</u>	<u>Hearings</u>	<u>Transactions</u>	<u>Concluded</u>	<u>Cont</u>
<b><u>Adult</u></b>						
Felony	CF	0	8	8	8	-
Misdemeanor	CM	4	11	11	3	8
Family Abuse - Prot Order	FP	0	1	1	1	-
Other	OT	1	1	1	1	-
Show Cause	SC	3	15	15	7	8
Civil Support	VS	1	6	6	0	6
<b>Adult Total</b>		<b>9</b>	<b>42</b>	<b>42</b>	<b>20</b>	<b>22</b>
<b><u>Juvenile</u></b>						
Abuse or Neglect	AN	1	5	5	2	3
Child in Need of Services	CS	3	7	7	3	4
Custody Visitation	CV	7	29	29	4	25
Felony	DF	0	7	7	1	6
Misdemeanor	DM	1	9	9	6	3
Status	ST	0	4	4	0	4
Traffic	T	3	2	4	2	2
Truancy	TR	0	2	2	1	1
<b>Juvenile Total</b>		<b>15</b>	<b>65</b>	<b>67</b>	<b>19</b>	<b>48</b>
<b>Buena Vista Totals</b>		<b>24</b>	<b>107</b>	<b>109</b>	<b>39</b>	<b>70</b>

<b>Calendared Filings</b>			
	<b>W</b>	<b>R</b>	<b>F</b>
Week 1	█		
Week 2	█		█
Week 3	█		
Week 4	█		



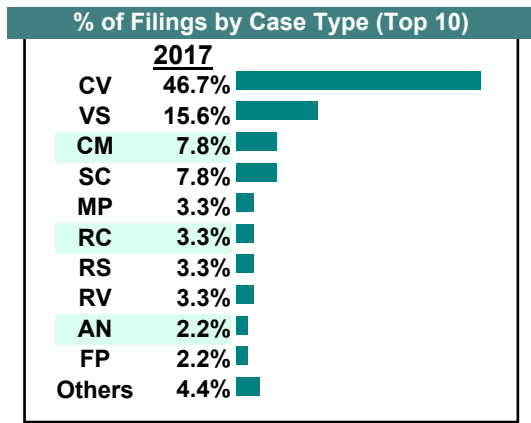
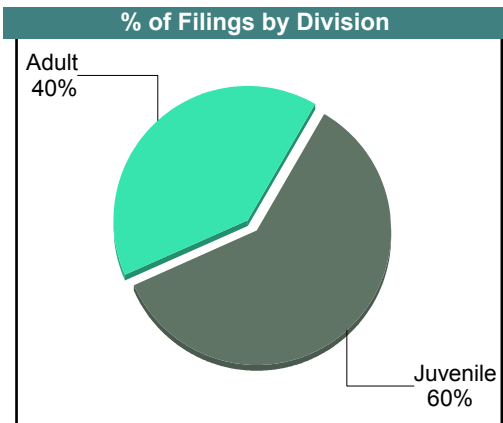

**CASELOAD STATISTICS OF THE JUVENILE & DOMESTIC RELATIONS COURTS**

**Buena Vista**

District: 25

March 2017

		<u>Filings</u>	<u>Hearings</u>	<u>Transactions</u>	<u>Concluded</u>	<u>Cont</u>
<b><u>Adult</u></b>						
Capias	CA	0	1	1	1	-
Felony	CF	0	2	2	1	1
Misdemeanor	CM	7	24	24	8	16
Family Abuse - Prot Order	FP	2	5	5	2	3
Motion - Prot Order	MP	3	3	3	3	-
Remand Support	RS	3	3	3	3	-
Show Cause	SC	7	31	31	10	20
Civil Support	VS	14	21	21	16	5
<b>Adult Total</b>		<b>36</b>	<b>90</b>	<b>90</b>	<b>44</b>	<b>45</b>
<b><u>Juvenile</u></b>						
Abuse or Neglect	AN	2	4	4	0	4
Child in Need of Services	CS	1	2	2	0	2
Custody Visitation	CV	42	78	78	45	33
Felony	DF	1	6	6	2	4
Misdemeanor	DM	0	3	3	1	2
Foster Care Review	FC	1	1	1	1	-
Petition	PT	0	1	1	0	1
Remand Custody	RC	3	3	3	3	-
Remand Visitation	RV	3	3	3	3	-
Traffic	T	1	3	3	2	1
Truancy	TR	0	1	1	1	-
<b>Juvenile Total</b>		<b>54</b>	<b>105</b>	<b>105</b>	<b>58</b>	<b>47</b>
<b>Buena Vista Totals</b>		<b>90</b>	<b>195</b>	<b>195</b>	<b>102</b>	<b>92</b>



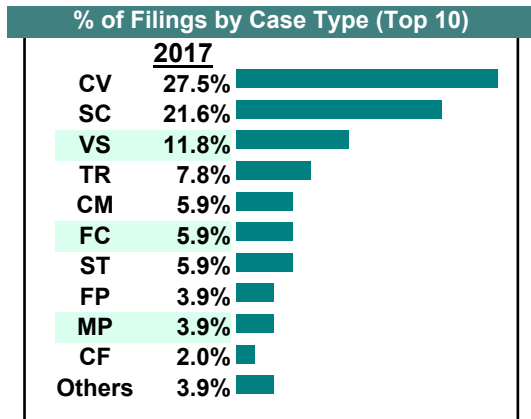
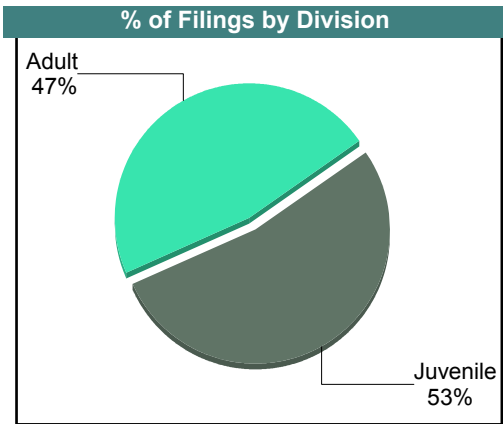

**CASELOAD STATISTICS OF THE JUVENILE & DOMESTIC RELATIONS COURTS**

**Buena Vista**

District: 25

February 2017

		<u>Filings</u>	<u>Hearings</u>	<u>Transactions</u>	<u>Concluded</u>	<u>Cont</u>
<b><u>Adult</u></b>						
Capias	CA	0	4	4	2	2
Felony	CF	1	10	10	1	9
Misdemeanor	CM	3	10	10	2	8
Family Abuse - Prot Order	FP	2	4	4	2	2
Motion - Prot Order	MP	1	1	1	1	-
Other	OT	1	1	1	1	-
Show Cause	SC	10	24	24	7	17
Civil Support	VS	6	15	15	8	7
<b>Adult Total</b>		<b>24</b>	<b>69</b>	<b>69</b>	<b>24</b>	<b>45</b>
<b><u>Juvenile</u></b>						
Abuse or Neglect	AN	0	4	4	4	-
Capias	CA	0	1	1	1	-
Child in Need of Services	CS	0	1	1	0	1
Custody Visitation	CV	14	37	37	6	31
Felony	DF	0	9	9	2	7
Misdemeanor	DM	0	20	20	8	12
Foster Care Review	FC	3	3	3	3	-
Initial Foster Care	IF	1	1	1	1	-
Motion - Prot Order	MP	1	1	1	1	-
Show Cause	SC	1	3	3	1	2
Status	ST	3	3	3	0	3
Traffic	T	0	1	1	1	-
Truancy	TR	4	4	4	1	3
<b>Juvenile Total</b>		<b>27</b>	<b>88</b>	<b>88</b>	<b>29</b>	<b>59</b>
<b>Buena Vista Totals</b>		<b>51</b>	<b>157</b>	<b>157</b>	<b>53</b>	<b>104</b>



**CASELOAD STATISTICS OF THE JUVENILE & DOMESTIC RELATIONS COURTS**

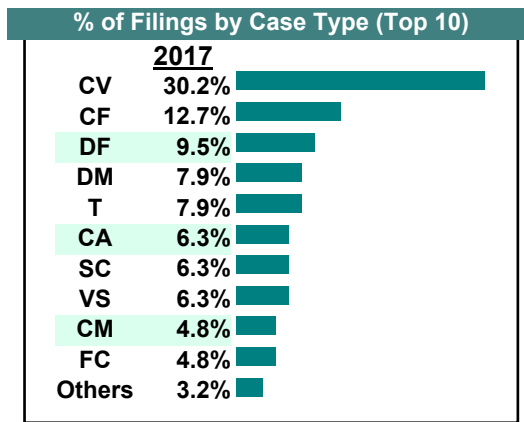
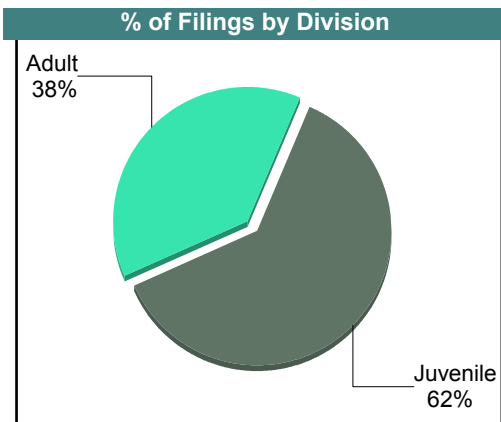
**Buena Vista**

District: 25

January 2017

		<u>Filings</u>	<u>Hearings</u>	<u>Transactions</u>	<u>Concluded</u>	<u>Cont</u>
<b><u>Adult</u></b>						
Capias	CA	3	4	4	0	4
Felony	CF	8	11	11	2	9
Misdemeanor	CM	3	12	12	4	8
Family Abuse - Prot Order	FP	1	2	2	1	1
Other	OT	1	1	1	1	-
Show Cause	SC	4	16	16	6	10
Civil Support	VS	4	12	12	6	6
<b>Adult Total</b>		<b>24</b>	<b>58</b>	<b>58</b>	<b>20</b>	<b>38</b>
<b><u>Juvenile</u></b>						
Abuse or Neglect	AN	0	3	3	0	3
Capias	CA	1	1	1	0	1
Child in Need of Services	CS	0	2	2	1	1
Custody Visitation	CV	19	42	42	23	19
Felony	DF	6	22	22	0	22
Misdemeanor	DM	5	28	28	4	24
Foster Care Review	FC	3	3	3	3	-
Petition	PT	0	1	1	1	-
Status	ST	0	3	3	1	2
Traffic	T	5	6	6	3	3
<b>Juvenile Total</b>		<b>39</b>	<b>111</b>	<b>111</b>	<b>36</b>	<b>75</b>
<b>Buena Vista Totals</b>		<b>63</b>	<b>169</b>	<b>169</b>	<b>56</b>	<b>113</b>

<b>Calendared Filings</b>			
	<b>T</b>	<b>W</b>	<b>R</b>
Week 1			
Week 2			
Week 3			
Week 4			



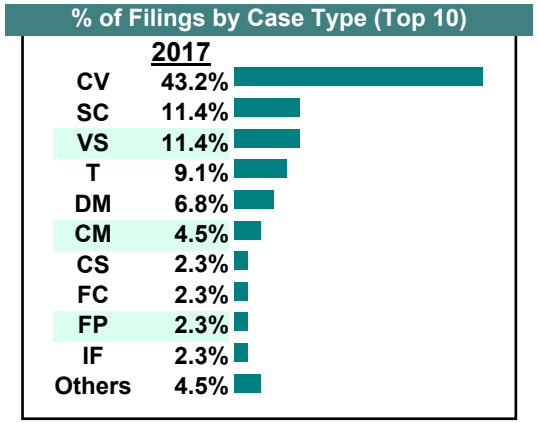
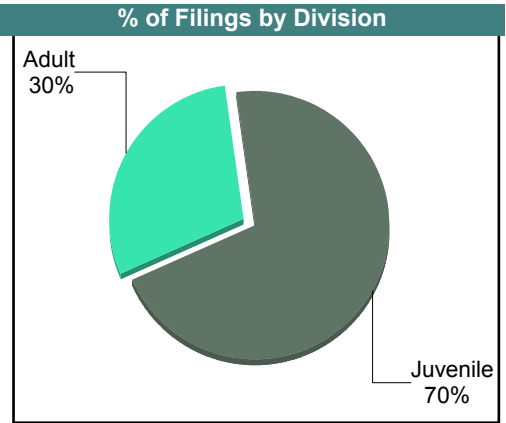
# CASELOAD STATISTICS OF THE JUVENILE & DOMESTIC RELATIONS COURTS

December 2017

**Craig**  
District: 25

		<u>Filings</u>	<u>Hearings</u>	<u>Transactions</u>	<u>Concluded</u>	<u>Cont</u>
<b><u>Adult</u></b>						
Felony	CF	0	1	1	1	-
Misdemeanor	CM	2	10	10	4	6
Family Abuse - Prot Order	FP	1	3	3	2	1
Show Cause	SC	5	14	14	4	10
Civil Support	VS	5	9	9	4	5
<b>Adult Total</b>		<b>13</b>	<b>37</b>	<b>37</b>	<b>15</b>	<b>22</b>
<b><u>Juvenile</u></b>						
Child in Need of Services	CS	1	1	1	0	1
Custody Visitation	CV	19	26	26	9	17
Felony	DF	0	5	5	0	5
Misdemeanor	DM	3	10	10	5	5
Foster Care Review	FC	1	1	1	0	1
Initial Foster Care	IF	1	1	1	1	-
Permanency	PH	1	1	1	1	-
Traffic	T	4	4	5	5	-
Truancy	TR	1	1	1	0	1
<b>Juvenile Total</b>		<b>31</b>	<b>50</b>	<b>51</b>	<b>21</b>	<b>30</b>
<b>Craig Totals</b>		<b>44</b>	<b>87</b>	<b>88</b>	<b>36</b>	<b>52</b>

Calendared Filings				
	T	W	R	F
Week 1				
Week 2				
Week 3				
Week 4				
Week 5				





**CASELOAD STATISTICS OF THE JUVENILE & DOMESTIC RELATIONS COURTS**

November 2017

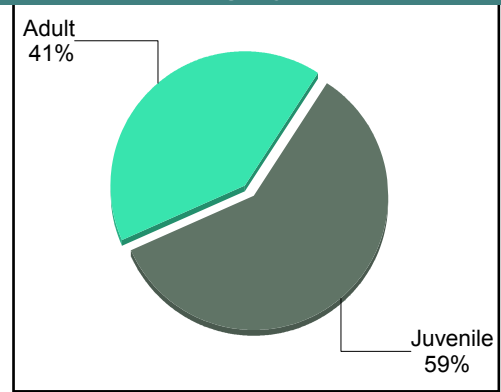
**Craig**  
District: 25

		<u>Filings</u>	<u>Hearings</u>	<u>Transactions</u>	<u>Concluded</u>	<u>Cont</u>
<b><u>Adult</u></b>						
Capias	CA	1	1	1	0	1
Felony	CF	0	1	1	0	1
Misdemeanor	CM	1	5	5	1	4
Family Abuse - Prot Order	FP	1	1	1	0	1
Motion - Prot Order	MP	1	1	1	1	-
Show Cause	SC	2	6	6	0	6
Civil Support	VS	3	7	7	3	4
<b>Adult Total</b>		<b>9</b>	<b>22</b>	<b>22</b>	<b>5</b>	<b>17</b>
<b><u>Juvenile</u></b>						
Custody Visitation	CV	8	19	19	17	2
Felony	DF	1	1	1	0	1
Misdemeanor	DM	3	16	16	5	11
Status	ST	1	1	1	0	1
Traffic	T	0	1	1	1	-
<b>Juvenile Total</b>		<b>13</b>	<b>38</b>	<b>38</b>	<b>23</b>	<b>15</b>
<b>Craig Totals</b>		<b>22</b>	<b>60</b>	<b>60</b>	<b>28</b>	<b>32</b>

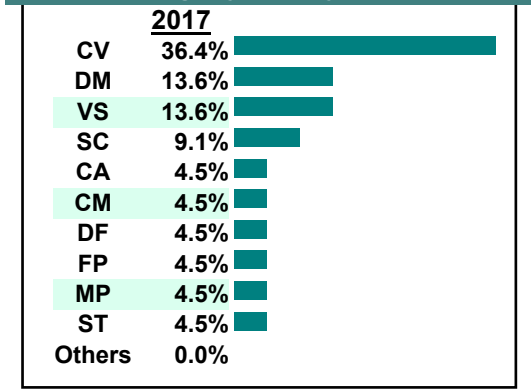
**Calendared Filings**

	<b>T</b>	<b>F</b>
Week 1		
Week 2		
Week 3		

**% of Filings by Division**



**% of Filings by Case Type (Top 10)**

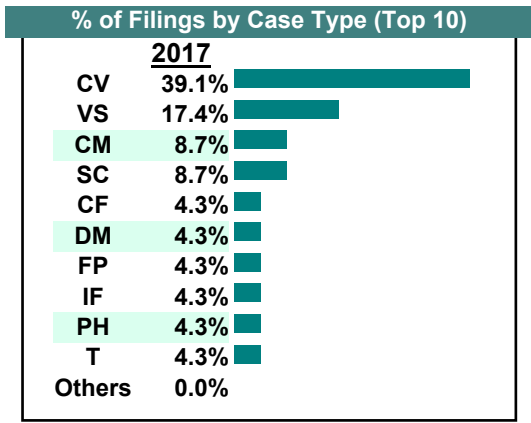
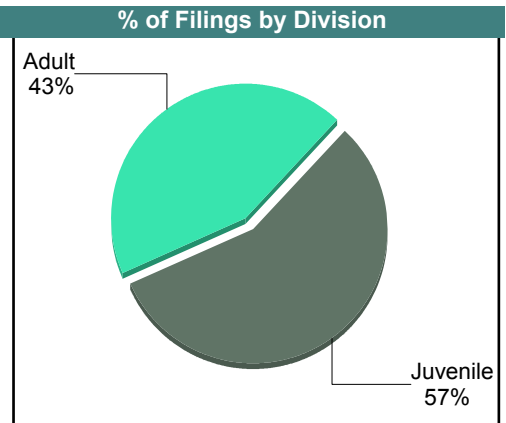
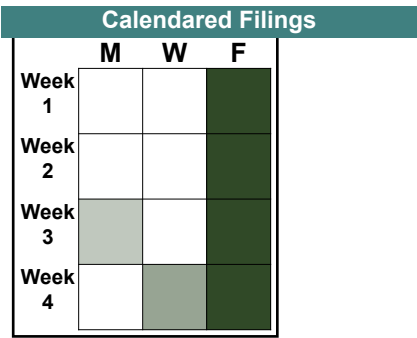


**CASELOAD STATISTICS OF THE JUVENILE & DOMESTIC RELATIONS COURTS**

**October 2017**

**Craig**  
District: 25

		<u>Filings</u>	<u>Hearings</u>	<u>Transactions</u>	<u>Concluded</u>	<u>Cont</u>
<b><u>Adult</u></b>						
Felony	CF	1	3	3	0	3
Misdemeanor	CM	2	6	6	0	6
Family Abuse - Prot Order	FP	1	2	2	1	1
Show Cause	SC	2	5	5	2	3
Civil Support	VS	4	14	14	9	5
<b>Adult Total</b>		<b>10</b>	<b>30</b>	<b>30</b>	<b>12</b>	<b>18</b>
<b><u>Juvenile</u></b>						
Child in Need of Services	CS	0	2	2	1	1
Custody Visitation	CV	9	15	15	6	9
Felony	DF	0	7	7	2	5
Misdemeanor	DM	1	7	7	1	6
Initial Foster Care	IF	1	1	1	1	-
Permanency	PH	1	1	1	1	-
Traffic	T	1	2	2	1	1
<b>Juvenile Total</b>		<b>13</b>	<b>35</b>	<b>35</b>	<b>13</b>	<b>22</b>
<b>Craig Totals</b>		<b>23</b>	<b>65</b>	<b>65</b>	<b>25</b>	<b>40</b>



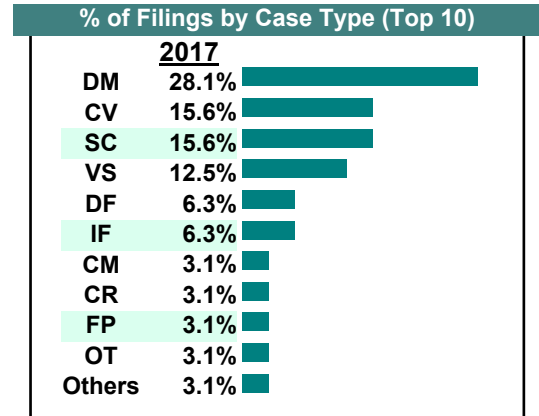
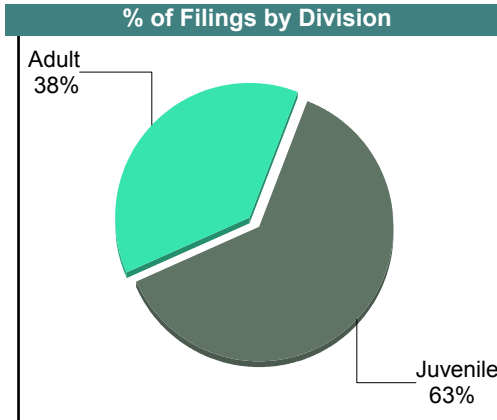
**CASELOAD STATISTICS OF THE JUVENILE & DOMESTIC RELATIONS COURTS**

September 2017

**Craig**  
District: 25

		<u>Filings</u>	<u>Hearings</u>	<u>Transactions</u>	<u>Concluded</u>	<u>Cont</u>
<b><u>Adult</u></b>						
Felony	CF	0	1	1	1	-
Misdemeanor	CM	1	11	11	3	8
Family Abuse - Prot Order	FP	1	2	2	1	1
Other	OT	1	1	1	1	-
Show Cause	SC	5	9	9	3	6
Civil Support	VS	4	18	18	9	9
<b>Adult Total</b>		<b>12</b>	<b>42</b>	<b>42</b>	<b>18</b>	<b>24</b>
<b><u>Juvenile</u></b>						
Abuse or Neglect	AN	0	2	2	2	-
Custody Relief	CR	1	1	1	1	-
Child in Need of Services	CS	0	1	1	0	1
Custody Visitation	CV	5	22	22	13	9
Felony	DF	2	3	3	0	3
Misdemeanor	DM	9	19	19	2	17
Initial Foster Care	IF	2	2	2	2	-
Term Parental Rights	TP	1	1	1	1	-
<b>Juvenile Total</b>		<b>20</b>	<b>51</b>	<b>51</b>	<b>21</b>	<b>30</b>
<b>Craig Totals</b>		<b>32</b>	<b>93</b>	<b>93</b>	<b>39</b>	<b>54</b>

<b>Calendared Filings</b>		
	<b>W</b>	<b>F</b>
Week 1		
Week 2		
Week 3		
Week 4		
Week 5		



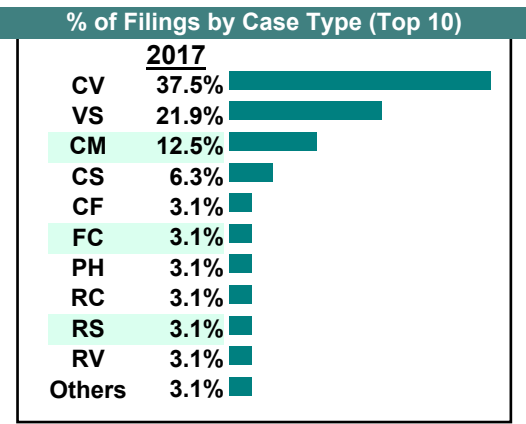
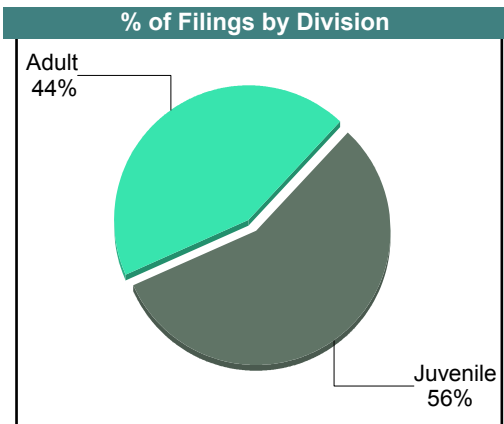
**CASELOAD STATISTICS OF THE JUVENILE & DOMESTIC RELATIONS COURTS**

**August 2017**

**Craig**  
District: 25

		<u>Filings</u>	<u>Hearings</u>	<u>Transactions</u>	<u>Concluded</u>	<u>Cont</u>
<b><u>Adult</u></b>						
Felony	CF	1	2	2	1	1
Misdemeanor	CM	4	12	12	3	9
Remand Support	RS	1	1	1	1	-
Show Cause	SC	1	2	2	2	-
Civil Support	VS	7	11	11	1	10
<b>Adult Total</b>		<b>14</b>	<b>28</b>	<b>28</b>	<b>8</b>	<b>20</b>
<b><u>Juvenile</u></b>						
Abuse or Neglect	AN	0	4	4	2	2
Child in Need of Services	CS	2	2	2	0	2
Custody Visitation	CV	12	31	31	10	21
Felony	DF	0	8	8	0	8
Misdemeanor	DM	0	2	2	0	2
Foster Care Review	FC	1	1	1	1	-
Permanency	PH	1	1	1	1	-
Remand Custody	RC	1	1	1	1	-
Remand Visitation	RV	1	1	1	1	-
Traffic	T	0	0	1	1	-
Truancy	TR	0	1	1	0	1
<b>Juvenile Total</b>		<b>18</b>	<b>52</b>	<b>53</b>	<b>17</b>	<b>36</b>
<b>Craig Totals</b>		<b>32</b>	<b>80</b>	<b>81</b>	<b>25</b>	<b>56</b>

<b>Calendared Filings</b>					
	<b>M</b>	<b>T</b>	<b>W</b>	<b>R</b>	<b>F</b>
Week 1					
Week 2					
Week 3					
Week 4					
Week 5					



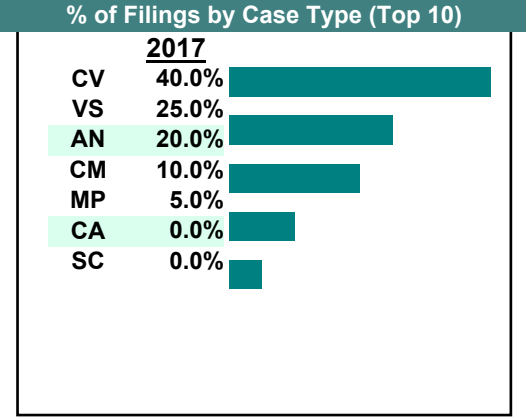
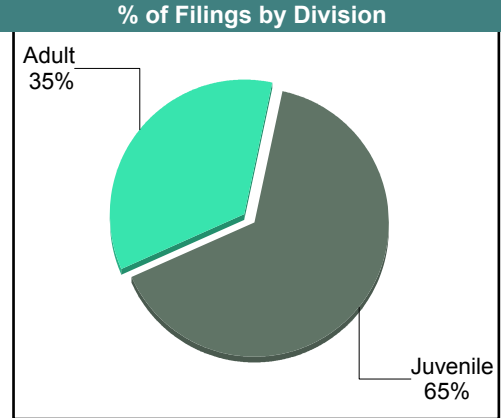
**CASELOAD STATISTICS OF THE JUVENILE & DOMESTIC RELATIONS COURTS**

July 2017

**Craig**  
District: 25

		<u>Filings</u>	<u>Hearings</u>	<u>Transactions</u>	<u>Concluded</u>	<u>Cont</u>
<b><u>Adult</u></b>						
Capias	CA	0	1	1	1	-
Misdemeanor	CM	2	6	6	1	5
Show Cause	SC	0	9	9	6	3
Civil Support	VS	5	12	12	5	7
<b>Adult Total</b>		<b>7</b>	<b>28</b>	<b>28</b>	<b>13</b>	<b>15</b>
<b><u>Juvenile</u></b>						
Abuse or Neglect	AN	4	8	8	0	8
Custody Visitation	CV	8	21	21	12	9
Motion - Prot Order	MP	1	1	1	1	-
<b>Juvenile Total</b>		<b>13</b>	<b>30</b>	<b>30</b>	<b>13</b>	<b>17</b>
<b>Craig Totals</b>		<b>20</b>	<b>58</b>	<b>58</b>	<b>26</b>	<b>32</b>

<b>Calendared Filings</b>				
	<b>T</b>	<b>W</b>	<b>R</b>	<b>F</b>
Week 1				
Week 2				
Week 3				
Week 4				



**CASELOAD STATISTICS OF THE JUVENILE & DOMESTIC RELATIONS COURTS**

June 2017

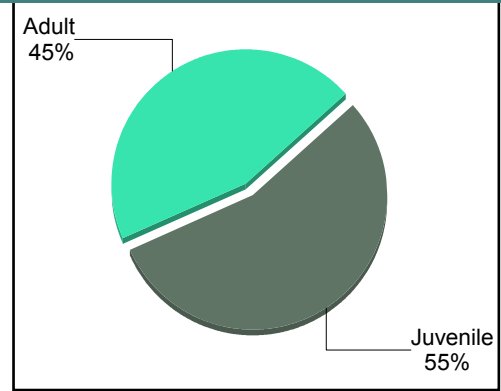
**Craig**  
District: 25

		<u>Filings</u>	<u>Hearings</u>	<u>Transactions</u>	<u>Concluded</u>	<u>Cont</u>
<b><u>Adult</u></b>						
Capias	CA	0	1	1	0	1
Felony	CF	0	2	2	0	2
Misdemeanor	CM	1	5	5	2	3
Family Abuse - Prot Order	FP	1	2	2	1	1
Show Cause	SC	2	14	14	3	11
Civil Support	VS	5	8	8	2	6
<b>Adult Total</b>		<b>9</b>	<b>32</b>	<b>32</b>	<b>8</b>	<b>24</b>
<b><u>Juvenile</u></b>						
Custody Visitation	CV	7	34	34	13	21
Misdemeanor	DM	1	2	2	1	1
Foster Care Review	FC	1	1	1	1	-
Traffic	T	2	2	3	2	1
<b>Juvenile Total</b>		<b>11</b>	<b>39</b>	<b>40</b>	<b>17</b>	<b>23</b>
<b>Craig Totals</b>		<b>20</b>	<b>71</b>	<b>72</b>	<b>25</b>	<b>47</b>

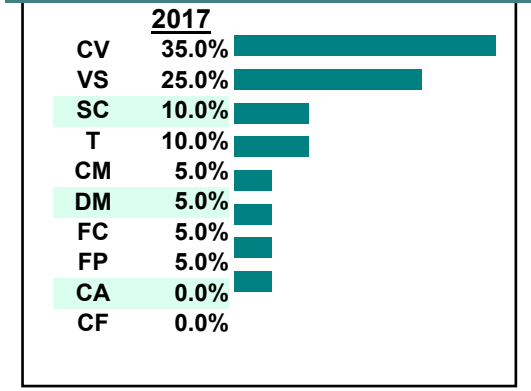
**Calendared Filings**

	<b>T</b>	<b>F</b>
Week 1		
Week 2		
Week 3		
Week 4		
Week 5		

**% of Filings by Division**



**% of Filings by Case Type (Top 10)**



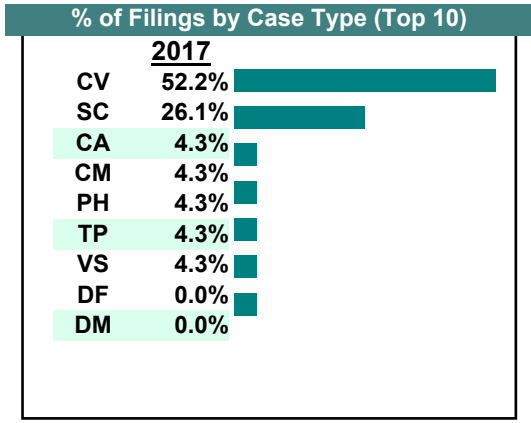
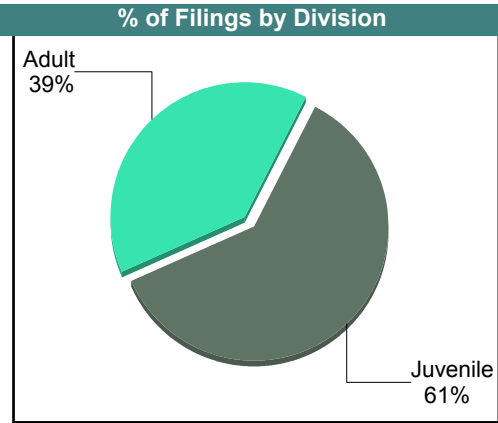
**CASELOAD STATISTICS OF THE JUVENILE & DOMESTIC RELATIONS COURTS**

May 2017

**Craig**  
District: 25

		<u>Filings</u>	<u>Hearings</u>	<u>Transactions</u>	<u>Concluded</u>	<u>Cont</u>
<b><u>Adult</u></b>						
Capias	CA	1	3	3	1	2
Misdemeanor	CM	1	5	5	2	3
Show Cause	SC	6	12	12	3	9
Civil Support	VS	1	7	7	4	3
<b>Adult Total</b>		<b>9</b>	<b>27</b>	<b>27</b>	<b>10</b>	<b>17</b>
<b><u>Juvenile</u></b>						
Custody Visitation	CV	12	40	40	12	28
Felony	DF	0	1	1	0	1
Misdemeanor	DM	0	3	3	0	3
Permanency	PH	1	1	1	1	-
Term Parental Rights	TP	1	1	1	1	-
<b>Juvenile Total</b>		<b>14</b>	<b>46</b>	<b>46</b>	<b>14</b>	<b>32</b>
<b>Craig Totals</b>		<b>23</b>	<b>73</b>	<b>73</b>	<b>24</b>	<b>49</b>

<b>Calendared Filings</b>			
	<b>M</b>	<b>T</b>	<b>F</b>
Week 1			
Week 2			
Week 3			
Week 4			



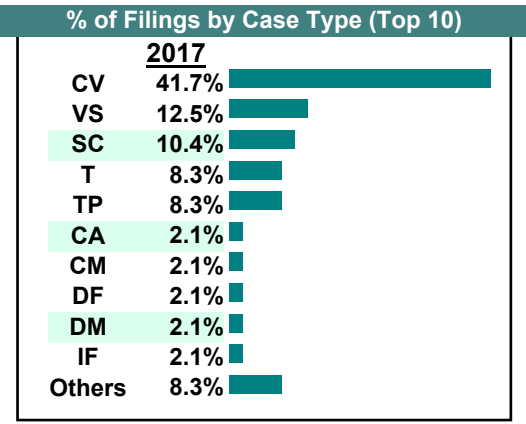
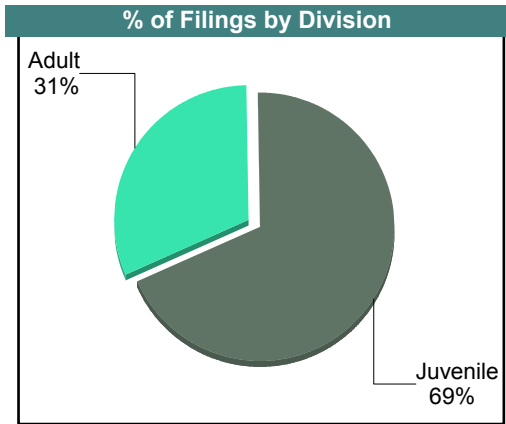
**CASELOAD STATISTICS OF THE JUVENILE & DOMESTIC RELATIONS COURTS**

April 2017

**Craig**  
District: 25

		<u>Filings</u>	<u>Hearings</u>	<u>Transactions</u>	<u>Concluded</u>	<u>Cont</u>
<b><u>Adult</u></b>						
Capias	CA	1	1	1	0	1
Misdemeanor	CM	1	4	4	1	3
Family Abuse - Prot Order	FP	0	1	1	1	-
Remand Support	RS	1	1	1	1	-
Show Cause	SC	5	14	14	8	6
SL/Other	SL	1	1	1	1	-
Civil Support	VS	6	8	8	3	5
<b>Adult Total</b>		<b>15</b>	<b>30</b>	<b>30</b>	<b>15</b>	<b>15</b>
<b><u>Juvenile</u></b>						
Abuse or Neglect	AN	0	7	7	7	-
Custody Visitation	CV	20	28	28	20	8
Felony	DF	1	1	1	0	1
Misdemeanor	DM	1	4	4	3	1
Initial Foster Care	IF	1	1	1	1	-
Remand Custody	RC	1	1	1	1	-
Remand Visitation	RV	1	1	1	1	-
Traffic	T	4	4	5	3	2
Term Parental Rights	TP	4	5	5	5	-
<b>Juvenile Total</b>		<b>33</b>	<b>52</b>	<b>53</b>	<b>41</b>	<b>12</b>
<b>Craig Totals</b>		<b>48</b>	<b>82</b>	<b>83</b>	<b>56</b>	<b>27</b>

Calendared Filings					
	M	T	W	R	F
Week 1					
Week 2					
Week 3					
Week 4					



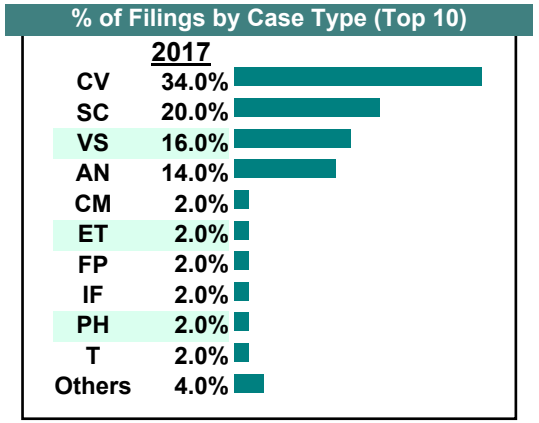
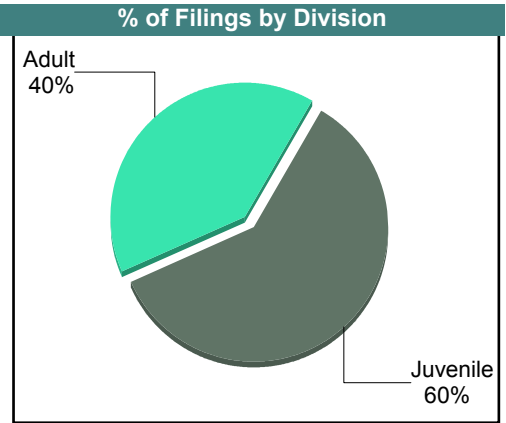



# CASELOAD STATISTICS OF THE JUVENILE & DOMESTIC RELATIONS COURTS

March 2017

**Craig**  
District: 25

		<u>Filings</u>	<u>Hearings</u>	<u>Transactions</u>	<u>Concluded</u>	<u>Cont</u>
<b>Adult</b>						
Felony	CF	0	3	3	1	2
Misdemeanor	CM	1	8	8	2	6
Family Abuse - Prot Order	FP	1	1	1	0	1
Show Cause	SC	10	13	13	3	10
Civil Support	VS	8	11	11	6	5
<b>Adult Total</b>		<b>20</b>	<b>36</b>	<b>36</b>	<b>12</b>	<b>24</b>
<b>Juvenile</b>						
Abuse or Neglect	AN	7	14	14	1	13
Custody Visitation	CV	17	43	43	13	30
Misdemeanor	DM	0	2	2	1	1
Entrustment	ET	1	1	1	1	-
Initial Foster Care	IF	1	1	1	1	-
Permanency	PH	1	1	1	1	-
Traffic	T	1	1	1	1	-
Term Parental Rights	TP	1	1	1	0	1
Truancy	TR	1	2	2	1	1
<b>Juvenile Total</b>		<b>30</b>	<b>66</b>	<b>66</b>	<b>20</b>	<b>46</b>
<b>Craig Totals</b>		<b>50</b>	<b>102</b>	<b>102</b>	<b>32</b>	<b>70</b>



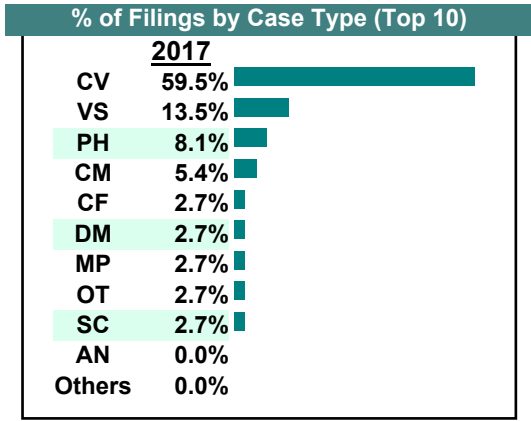
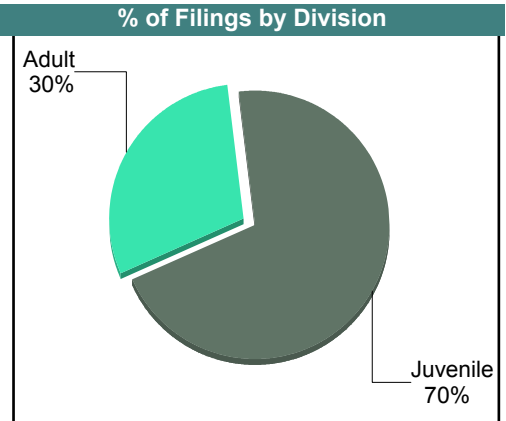
**CASELOAD STATISTICS OF THE JUVENILE & DOMESTIC RELATIONS COURTS**

February 2017

**Craig**  
District: 25

		<u>Filings</u>	<u>Hearings</u>	<u>Transactions</u>	<u>Concluded</u>	<u>Cont</u>
<b><u>Adult</u></b>						
Capias	CA	0	1	1	1	-
Felony	CF	1	3	3	1	2
Misdemeanor	CM	2	13	13	4	9
Motion - Prot Order	MP	1	1	1	1	-
Other	OT	1	1	1	1	-
Show Cause	SC	1	4	4	1	3
Civil Support	VS	5	6	6	4	2
<b>Adult Total</b>		<b>11</b>	<b>29</b>	<b>29</b>	<b>13</b>	<b>16</b>
<b><u>Juvenile</u></b>						
Abuse or Neglect	AN	0	1	1	0	1
Custody Visitation	CV	22	38	38	20	18
Felony	DF	0	4	4	0	4
Misdemeanor	DM	1	4	4	2	2
Permanency	PH	3	3	3	3	-
<b>Juvenile Total</b>		<b>26</b>	<b>50</b>	<b>50</b>	<b>25</b>	<b>25</b>
<b>Craig Totals</b>		<b>37</b>	<b>79</b>	<b>79</b>	<b>38</b>	<b>41</b>

<b>Calendared Filings</b>		
	<b>T</b>	<b>F</b>
Week 1		
Week 2		
Week 3		
Week 4		
Week 5		

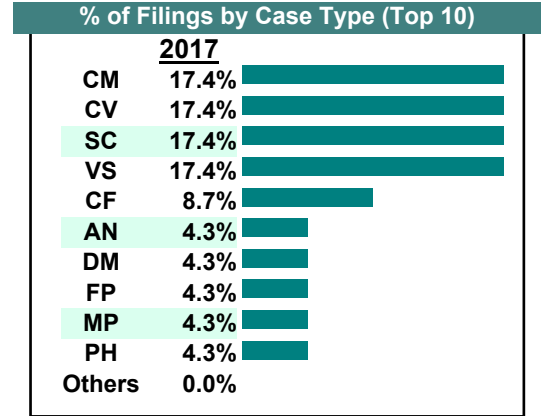
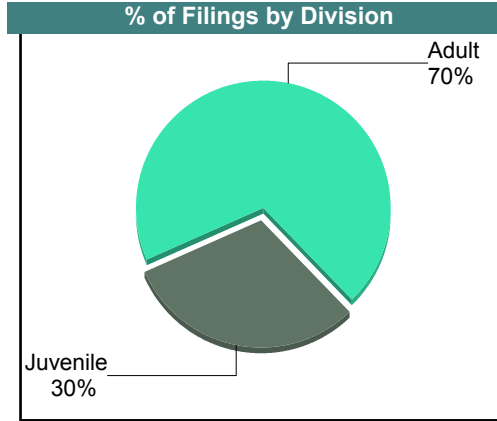
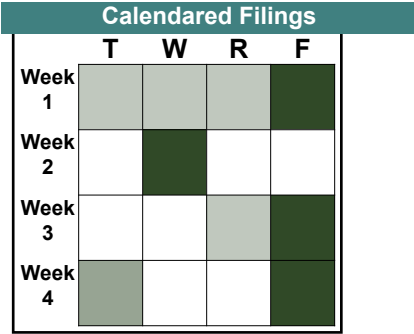


# CASELOAD STATISTICS OF THE JUVENILE & DOMESTIC RELATIONS COURTS

January 2017

**Craig**  
District: 25

		<u>Filings</u>	<u>Hearings</u>	<u>Transactions</u>	<u>Concluded</u>	<u>Cont</u>
<b><u>Adult</u></b>						
Capias	CA	0	1	1	1	-
Felony	CF	2	3	3	0	3
Misdemeanor	CM	4	9	9	0	9
Family Abuse - Prot Order	FP	1	2	2	1	1
Motion - Prot Order	MP	1	1	1	1	-
Show Cause	SC	4	8	8	4	4
Civil Support	VS	4	8	8	4	4
<b>Adult Total</b>		<b>16</b>	<b>32</b>	<b>32</b>	<b>11</b>	<b>21</b>
<b><u>Juvenile</u></b>						
Abuse or Neglect	AN	1	2	2	0	2
Custody Visitation	CV	4	16	16	8	8
Felony	DF	0	4	4	0	4
Misdemeanor	DM	1	6	6	2	4
Permanency	PH	1	1	1	1	-
<b>Juvenile Total</b>		<b>7</b>	<b>29</b>	<b>29</b>	<b>11</b>	<b>18</b>
<b>Craig Totals</b>		<b>23</b>	<b>61</b>	<b>61</b>	<b>22</b>	<b>39</b>



**CASELOAD STATISTICS OF THE JUVENILE & DOMESTIC RELATIONS COURTS**


**Highland**

December 2017

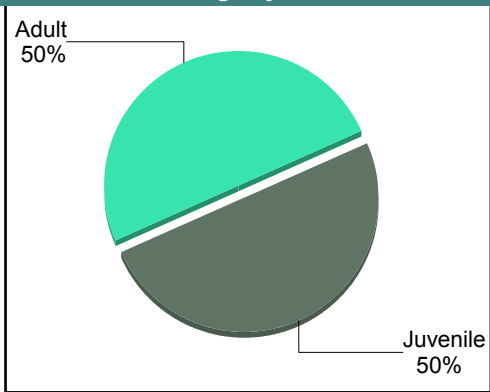
District: 25

		<u>Filings</u>	<u>Hearings</u>	<u>Transactions</u>	<u>Concluded</u>	<u>Cont</u>
<b>Adult</b>						
Show Cause	SC	1	1	1	1	-
<b>Adult Total</b>		<b>1</b>	<b>1</b>	<b>1</b>	<b>1</b>	<b>0</b>
<b>Juvenile</b>						
Felony	DF	0	4	4	0	4
Traffic	T	1	2	2	1	1
<b>Juvenile Total</b>		<b>1</b>	<b>6</b>	<b>6</b>	<b>1</b>	<b>5</b>
<b>Highland Totals</b>		<b>2</b>	<b>7</b>	<b>7</b>	<b>2</b>	<b>5</b>

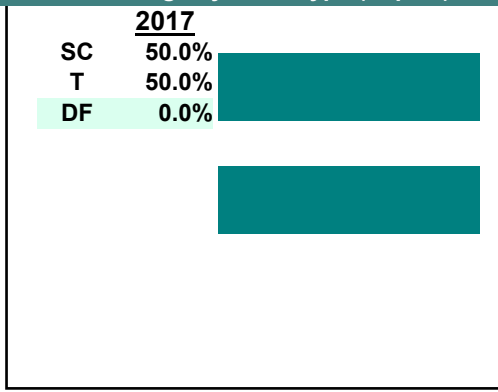
**Calendared Filings**

	<b>T</b>
Week 1	

**% of Filings by Division**



**% of Filings by Case Type (Top 10)**



**CASELOAD STATISTICS OF THE JUVENILE & DOMESTIC RELATIONS COURTS**

November 2017

**Highland**

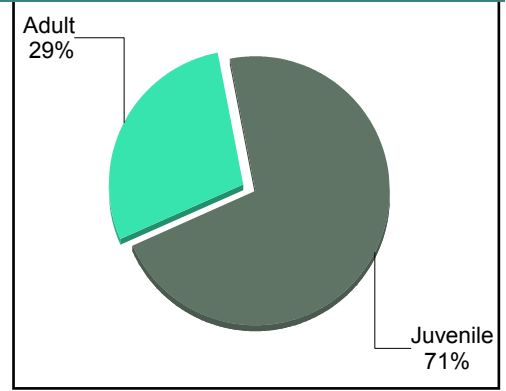
District: 25

		<u>Filings</u>	<u>Hearings</u>	<u>Transactions</u>	<u>Concluded</u>	<u>Cont</u>
<b><u>Adult</u></b>						
Misdemeanor	CM	0	4	4	2	2
Remand Support	RS	2	2	2	2	-
<b>Adult Total</b>		<b>2</b>	<b>6</b>	<b>6</b>	<b>4</b>	<b>2</b>
<b><u>Juvenile</u></b>						
Misdemeanor	DM	1	1	1	0	1
Foster Care Review	FC	1	1	1	1	-
Remand Custody	RC	2	2	2	1	-
Show Cause	SC	1	2	2	0	2
<b>Juvenile Total</b>		<b>5</b>	<b>6</b>	<b>6</b>	<b>2</b>	<b>3</b>
<b>Highland Totals</b>		<b>7</b>	<b>12</b>	<b>12</b>	<b>6</b>	<b>5</b>

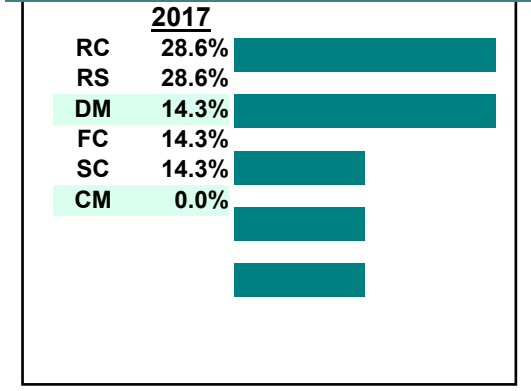
**Calendared Filings**

	<b>M</b>	<b>T</b>
Week 1		
Week 2		
Week 3		

**% of Filings by Division**



**% of Filings by Case Type (Top 10)**



**CASELOAD STATISTICS OF THE JUVENILE & DOMESTIC RELATIONS COURTS**

**October 2017**

**Highland**

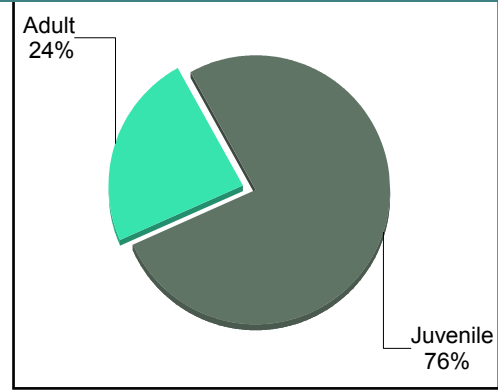
District: 25

		<u>Filings</u>	<u>Hearings</u>	<u>Transactions</u>	<u>Concluded</u>	<u>Cont</u>
<b><u>Adult</u></b>						
Misdemeanor	CM	0	4	4	3	1
Family Abuse - Prot Order	FP	1	2	2	1	1
Show Cause	SC	0	1	1	1	-
Civil Support	VS	3	3	3	0	3
<b>Adult Total</b>		<b>4</b>	<b>10</b>	<b>10</b>	<b>5</b>	<b>5</b>
<b><u>Juvenile</u></b>						
Custody Visitation	CV	9	9	9	1	8
Felony	DF	4	9	9	1	8
<b>Juvenile Total</b>		<b>13</b>	<b>18</b>	<b>18</b>	<b>2</b>	<b>16</b>
<b>Highland Totals</b>		<b>17</b>	<b>28</b>	<b>28</b>	<b>7</b>	<b>21</b>

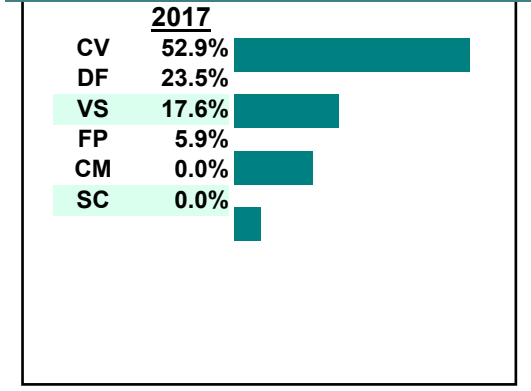
**Calendared Filings**

	<b>M</b>	<b>T</b>	<b>W</b>	<b>R</b>
Week 1				
Week 2				
Week 3				

**% of Filings by Division**



**% of Filings by Case Type (Top 10)**



**CASELOAD STATISTICS OF THE JUVENILE & DOMESTIC RELATIONS COURTS**

September 2017

**Highland**

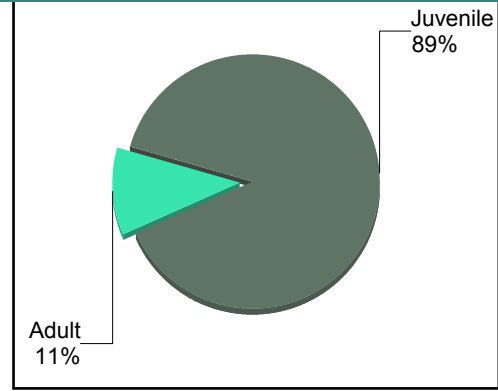
District: 25

		<u>Filings</u>	<u>Hearings</u>	<u>Transactions</u>	<u>Concluded</u>	<u>Cont</u>
<b>Adult</b>						
Show Cause	SC	1	1	1	0	1
<b>Adult Total</b>		<b>1</b>	<b>1</b>	<b>1</b>	<b>0</b>	<b>1</b>
<b>Juvenile</b>						
Custody Visitation	CV	6	6	6	6	-
Felony	DF	1	5	5	0	5
Misdemeanor	DM	0	4	4	1	3
Remand Custody	RC	1	1	1	1	-
Status	ST	0	1	1	1	-
<b>Juvenile Total</b>		<b>8</b>	<b>17</b>	<b>17</b>	<b>9</b>	<b>8</b>
<b>Highland Totals</b>		<b>9</b>	<b>18</b>	<b>18</b>	<b>9</b>	<b>9</b>

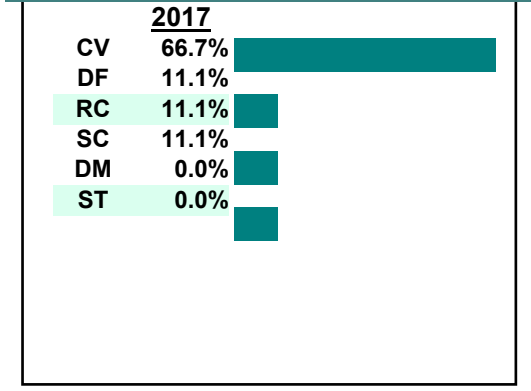
**Calendared Filings**

	<b>M</b>	<b>T</b>	<b>W</b>	<b>R</b>
Week 1		■		
Week 2		■	■	
Week 3	■			

**% of Filings by Division**



**% of Filings by Case Type (Top 10)**



**CASELOAD STATISTICS OF THE JUVENILE & DOMESTIC RELATIONS COURTS**

**August 2017**

**Highland**

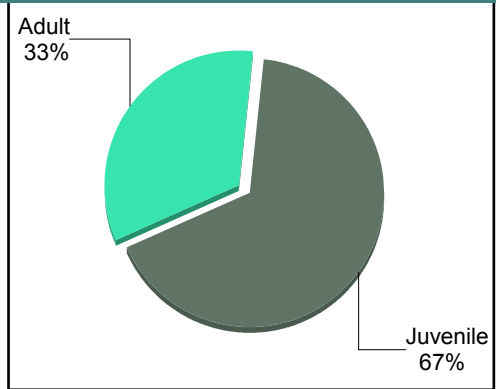
District: 25

		<u>Filings</u>	<u>Hearings</u>	<u>Transactions</u>	<u>Concluded</u>	<u>Cont</u>
<b><u>Adult</u></b>						
Capias	CA	1	1	1	1	-
Misdemeanor	CM	3	5	5	0	5
Family Abuse - Prot Order	FP	1	1	1	0	1
<b>Adult Total</b>		<b>5</b>	<b>7</b>	<b>7</b>	<b>1</b>	<b>6</b>
<b><u>Juvenile</u></b>						
Abuse or Neglect	AN	5	15	15	6	9
Custody Visitation	CV	2	2	2	2	-
Felony	DF	0	1	1	0	1
Misdemeanor	DM	0	4	4	0	4
Initial Foster Care	IF	1	1	1	1	-
Permanency	PH	2	2	2	2	-
Show Cause	SC	0	1	1	0	1
Traffic	T	0	2	2	1	1
<b>Juvenile Total</b>		<b>10</b>	<b>28</b>	<b>28</b>	<b>12</b>	<b>16</b>
<b>Highland Totals</b>		<b>15</b>	<b>35</b>	<b>35</b>	<b>13</b>	<b>22</b>

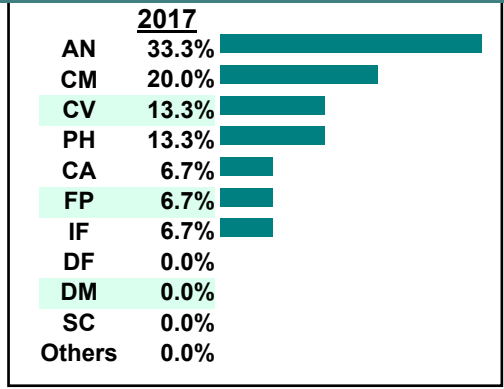
**Calendared Filings**

	<b>M</b>	<b>T</b>	<b>W</b>
Week 1			
Week 2			
Week 3			
Week 4			

**% of Filings by Division**



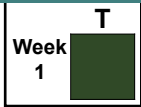
**% of Filings by Case Type (Top 10)**



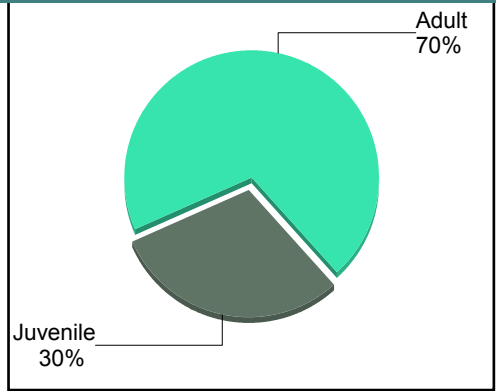


		Filings	Hearings	Transactions	Concluded	Cont
<b>Adult</b>						
Misdemeanor	CM	0	2	2	2	-
Show Cause	SC	2	2	2	2	-
Civil Support	VS	5	5	5	5	-
<b>Adult Total</b>		<b>7</b>	<b>9</b>	<b>9</b>	<b>9</b>	<b>0</b>
<b>Juvenile</b>						
Abuse or Neglect	AN	0	1	1	0	1
Custody Visitation	CV	0	4	4	4	-
Felony	DF	0	2	2	0	2
Misdemeanor	DM	0	3	3	2	1
Motion - Prot Order	MP	2	2	2	2	-
Status	ST	1	1	1	1	-
Traffic	T	0	1	1	1	-
<b>Juvenile Total</b>		<b>3</b>	<b>14</b>	<b>14</b>	<b>10</b>	<b>4</b>
<b>Highland Totals</b>		<b>10</b>	<b>23</b>	<b>23</b>	<b>19</b>	<b>4</b>

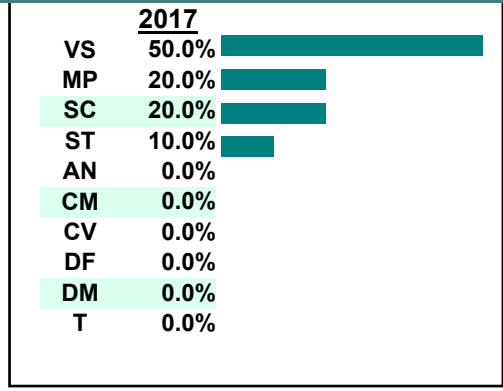
Calendared Filings



% of Filings by Division



% of Filings by Case Type (Top 10)



**CASELOAD STATISTICS OF THE JUVENILE & DOMESTIC RELATIONS COURTS**

June 2017

**Highland**

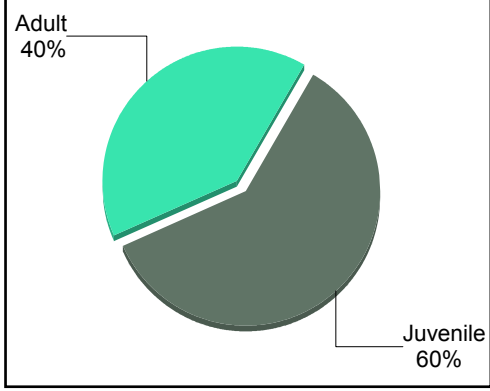
District: 25

		<u>Filings</u>	<u>Hearings</u>	<u>Transactions</u>	<u>Concluded</u>	<u>Cont</u>
<b><u>Adult</u></b>						
Capias	CA	1	1	1	1	-
Misdemeanor	CM	2	4	4	1	3
Show Cause	SC	0	2	2	2	-
Civil Support	VS	1	4	4	4	-
<b>Adult Total</b>		<b>4</b>	<b>11</b>	<b>11</b>	<b>8</b>	<b>3</b>
<b><u>Juvenile</u></b>						
Abuse or Neglect	AN	1	4	4	2	2
Custody Visitation	CV	1	13	13	9	4
Misdemeanor	DM	4	4	4	0	4
Traffic	T	0	1	1	0	1
<b>Juvenile Total</b>		<b>6</b>	<b>22</b>	<b>22</b>	<b>11</b>	<b>11</b>
<b>Highland Totals</b>		<b>10</b>	<b>33</b>	<b>33</b>	<b>19</b>	<b>14</b>

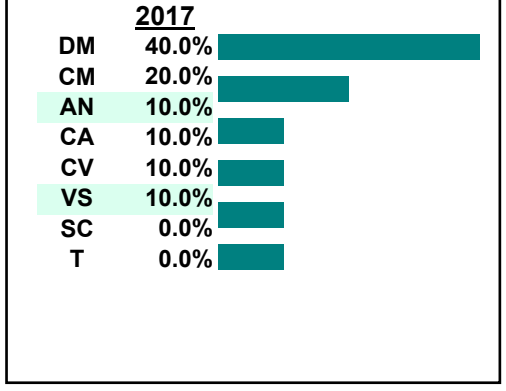
**Calendared Filings**

	<b>T</b>	<b>R</b>
Week 1	■	■
Week 2	■	■

**% of Filings by Division**



**% of Filings by Case Type (Top 10)**



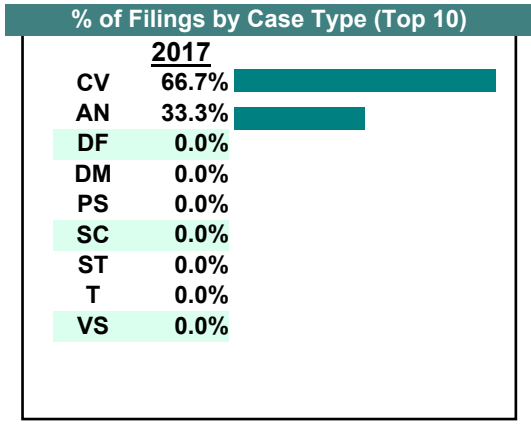
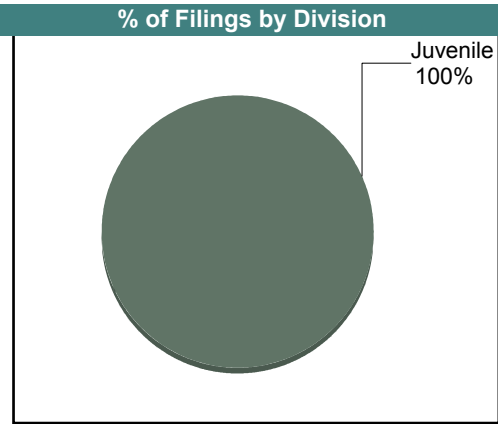
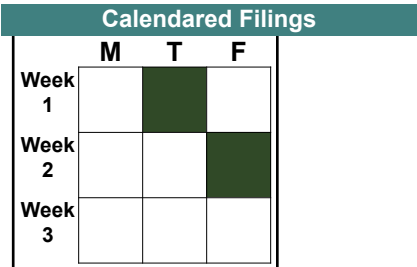
**CASELOAD STATISTICS OF THE JUVENILE & DOMESTIC RELATIONS COURTS**

May 2017

**Highland**

District: 25

		<u>Filings</u>	<u>Hearings</u>	<u>Transactions</u>	<u>Concluded</u>	<u>Cont</u>
<b><u>Adult</u></b>						
Violation Fam Abuse PO	PS	0	1	1	1	-
Show Cause	SC	0	2	2	2	-
Civil Support	VS	0	1	1	1	-
<b>Adult Total</b>		<b>0</b>	<b>4</b>	<b>4</b>	<b>4</b>	<b>0</b>
<b><u>Juvenile</u></b>						
Abuse or Neglect	AN	2	8	8	4	4
Custody Visitation	CV	4	14	14	10	4
Felony	DF	0	1	1	0	1
Misdemeanor	DM	0	1	1	0	1
Show Cause	SC	0	1	1	0	1
Status	ST	0	1	1	0	1
Traffic	T	0	3	3	1	2
<b>Juvenile Total</b>		<b>6</b>	<b>29</b>	<b>29</b>	<b>15</b>	<b>14</b>
<b>Highland Totals</b>		<b>6</b>	<b>33</b>	<b>33</b>	<b>19</b>	<b>14</b>



**CASELOAD STATISTICS OF THE JUVENILE & DOMESTIC RELATIONS COURTS**

**Highland**

District: 25

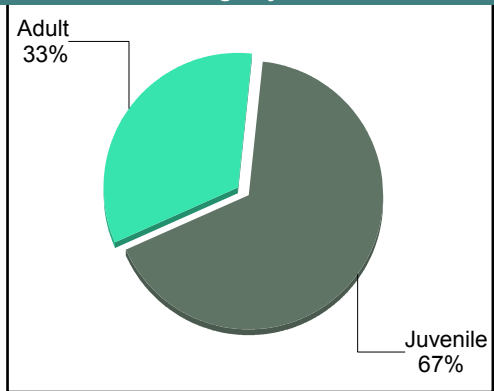
April 2017

		<u>Filings</u>	<u>Hearings</u>	<u>Transactions</u>	<u>Concluded</u>	<u>Cont</u>
<b>Adult</b>						
Misdemeanor	CM	1	5	5	5	-
Violation Fam Abuse PO	PS	1	2	2	1	1
Show Cause	SC	1	2	2	1	1
<b>Adult Total</b>		<b>3</b>	<b>9</b>	<b>9</b>	<b>7</b>	<b>2</b>
<b>Juvenile</b>						
Abuse or Neglect	AN	0	4	4	0	4
Custody Visitation	CV	1	3	3	3	-
Felony	DF	2	2	2	0	2
Traffic	T	3	3	3	0	3
<b>Juvenile Total</b>		<b>6</b>	<b>12</b>	<b>12</b>	<b>3</b>	<b>9</b>
<b>Highland Totals</b>		<b>9</b>	<b>21</b>	<b>21</b>	<b>10</b>	<b>11</b>

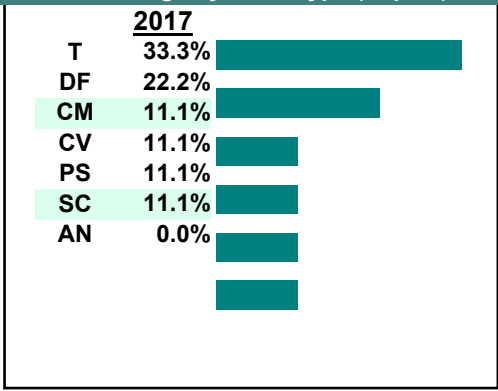
**Calendared Filings**

	<b>M</b>	<b>T</b>
Week 1		
Week 2		

**% of Filings by Division**



**% of Filings by Case Type (Top 10)**



**CASELOAD STATISTICS OF THE JUVENILE & DOMESTIC RELATIONS COURTS**

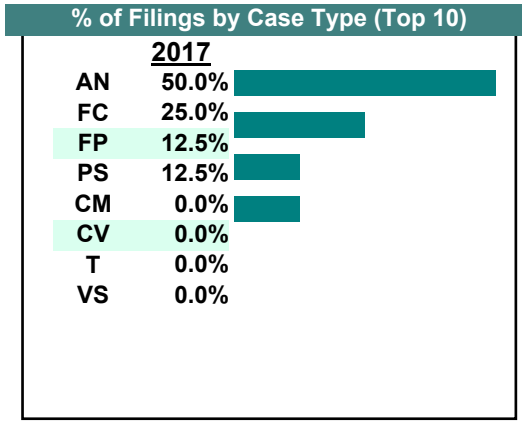
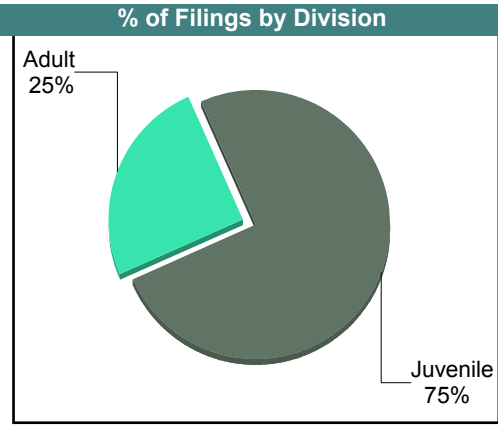
March 2017

**Highland**

District: 25

		<u>Filings</u>	<u>Hearings</u>	<u>Transactions</u>	<u>Concluded</u>	<u>Cont</u>
<b>Adult</b>						
Misdemeanor	CM	0	1	1	0	1
Family Abuse - Prot Order	FP	1	1	1	1	-
Violation Fam Abuse PO	PS	1	1	1	0	1
Civil Support	VS	0	1	1	0	1
<b>Adult Total</b>		<b>2</b>	<b>4</b>	<b>4</b>	<b>1</b>	<b>3</b>
<b>Juvenile</b>						
Abuse or Neglect	AN	4	8	8	0	8
Custody Visitation	CV	0	2	2	0	2
Foster Care Review	FC	2	4	4	2	2
Traffic	T	0	1	1	0	1
<b>Juvenile Total</b>		<b>6</b>	<b>15</b>	<b>15</b>	<b>2</b>	<b>13</b>
<b>Highland Totals</b>		<b>8</b>	<b>19</b>	<b>19</b>	<b>3</b>	<b>16</b>

Calendared Filings			
	M	T	F
Week 1			
Week 2			
Week 3			



**CASELOAD STATISTICS OF THE JUVENILE & DOMESTIC RELATIONS COURTS**

February 2017

**Highland**

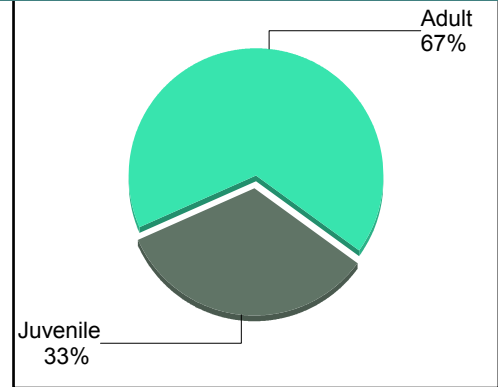
District: 25

		<u>Filings</u>	<u>Hearings</u>	<u>Transactions</u>	<u>Concluded</u>	<u>Cont</u>
<b>Adult</b>						
Misdemeanor	CM	1	4	4	0	4
Show Cause	SC	1	2	2	1	1
<b>Adult Total</b>		<b>2</b>	<b>6</b>	<b>6</b>	<b>1</b>	<b>5</b>
<b>Juvenile</b>						
Felony	DF	0	1	1	0	1
Misdemeanor	DM	0	2	2	0	2
Show Cause	SC	0	1	1	0	1
Status	ST	1	1	1	0	1
Traffic	T	0	1	1	1	-
<b>Juvenile Total</b>		<b>1</b>	<b>6</b>	<b>6</b>	<b>1</b>	<b>5</b>
<b>Highland Totals</b>		<b>3</b>	<b>12</b>	<b>12</b>	<b>2</b>	<b>10</b>

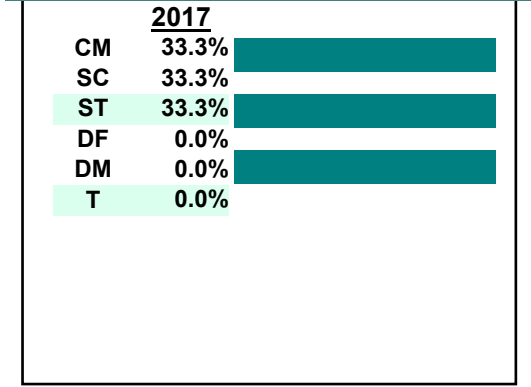
**Calendared Filings**

	<b>M</b>	<b>T</b>
Week 1		
Week 2		

**% of Filings by Division**



**% of Filings by Case Type (Top 10)**



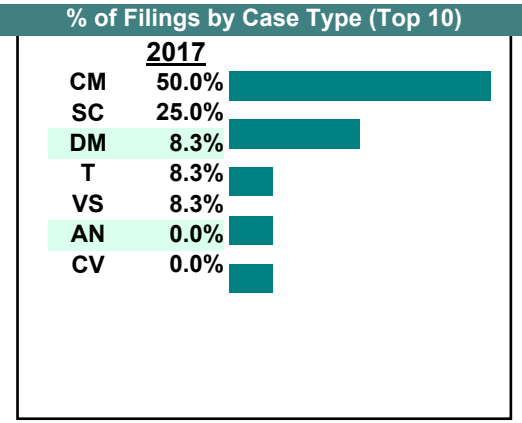
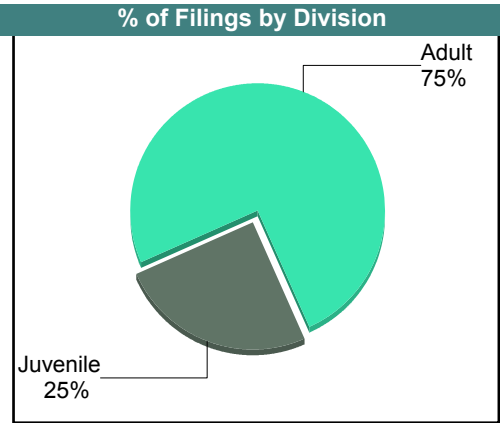
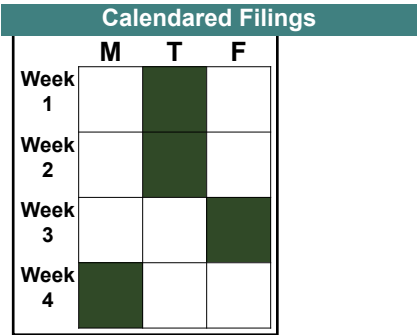
**CASELOAD STATISTICS OF THE JUVENILE & DOMESTIC RELATIONS COURTS**

January 2017

**Highland**

District: 25

		<u>Filings</u>	<u>Hearings</u>	<u>Transactions</u>	<u>Concluded</u>	<u>Cont</u>
<b>Adult</b>						
Misdemeanor	CM	6	11	11	7	4
Show Cause	SC	2	2	2	0	2
Civil Support	VS	1	2	2	2	-
<b>Adult Total</b>		<b>9</b>	<b>15</b>	<b>15</b>	<b>9</b>	<b>6</b>
<b>Juvenile</b>						
Abuse or Neglect	AN	0	4	4	2	2
Custody Visitation	CV	0	6	6	2	4
Misdemeanor	DM	1	5	5	1	4
Show Cause	SC	1	1	1	0	1
Traffic	T	1	4	4	2	2
<b>Juvenile Total</b>		<b>3</b>	<b>20</b>	<b>20</b>	<b>7</b>	<b>13</b>
<b>Highland Totals</b>		<b>12</b>	<b>35</b>	<b>35</b>	<b>16</b>	<b>19</b>




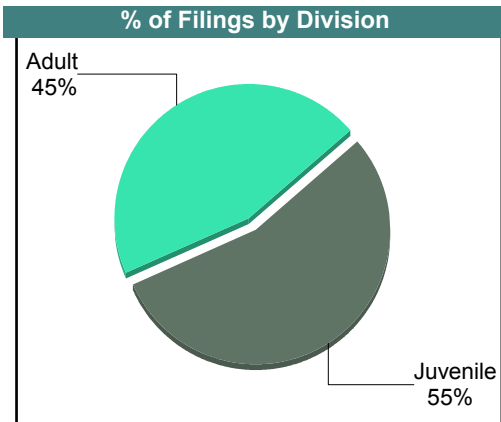
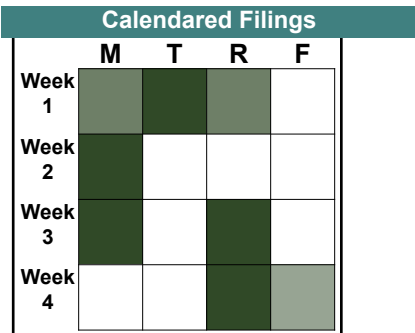
CASELOAD STATISTICS OF THE JUVENILE & DOMESTIC RELATIONS COURTS

December 2017

Rockbridge

District: 25

		Filings	Hearings	Transactions	Concluded	Cont
<b>Adult</b>						
Capias	CA	1	2	2	0	2
Felony	CF	10	13	13	2	11
Misdemeanor	CM	14	34	34	12	21
Family Abuse - Prot Order	FP	3	7	7	5	2
Other	OT	4	4	4	0	4
Show Cause	SC	17	25	25	13	12
Civil Support	VS	4	8	8	4	3
<b>Adult Total</b>		<b>53</b>	<b>93</b>	<b>93</b>	<b>36</b>	<b>55</b>
<b>Juvenile</b>						
Abuse or Neglect	AN	27	72	72	20	52
Child in Need of Services	CS	0	2	2	2	-
Custody Visitation	CV	23	40	40	17	22
Felony	DF	0	5	5	1	4
Misdemeanor	DM	3	36	36	14	21
Foster Care Review	FC	7	7	7	7	-
Family Abuse - Prot Order	FP	1	1	1	1	-
Motion - Prot Order	MP	0	8	8	8	-
Status	ST	2	5	5	1	4
Traffic	T	1	8	8	6	2
<b>Juvenile Total</b>		<b>64</b>	<b>184</b>	<b>184</b>	<b>77</b>	<b>105</b>
<b>Rockbridge Totals</b>		<b>117</b>	<b>277</b>	<b>277</b>	<b>113</b>	<b>160</b>





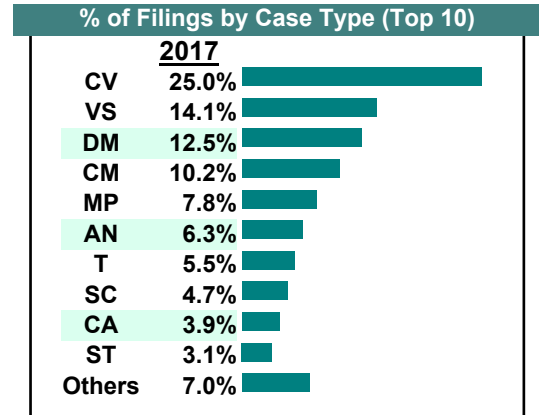
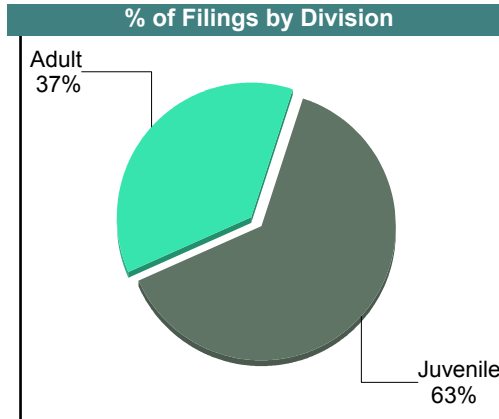
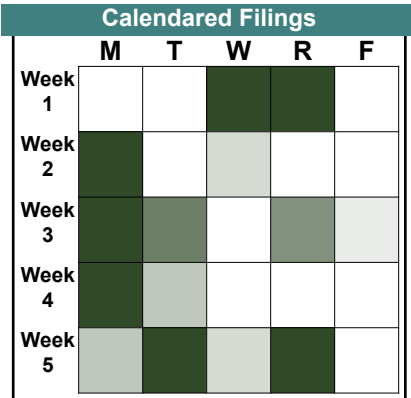
**CASELOAD STATISTICS OF THE JUVENILE & DOMESTIC RELATIONS COURTS**

November 2017

**Rockbridge**

District: 25

		<u>Filings</u>	<u>Hearings</u>	<u>Transactions</u>	<u>Concluded</u>	<u>Cont</u>
<b>Adult</b>						
Capias	CA	5	7	7	4	3
Felony	CF	3	16	16	7	9
Misdemeanor	CM	13	52	52	21	31
Family Abuse - Prot Order	FP	2	4	4	1	3
Show Cause	SC	6	23	23	15	8
Civil Support	VS	18	25	25	14	10
<b>Adult Total</b>		<b>47</b>	<b>127</b>	<b>127</b>	<b>62</b>	<b>64</b>
<b>Juvenile</b>						
Abuse or Neglect	AN	8	50	50	11	39
Child in Need of Services	CS	1	2	2	0	2
Custody Visitation	CV	32	65	65	31	33
Felony	DF	1	1	1	0	1
Misdemeanor	DM	16	25	25	7	18
Foster Care Review	FC	2	2	2	2	-
Motion - Prot Order	MP	10	10	10	0	10
Status	ST	4	9	10	2	7
Traffic	T	7	14	15	7	8
<b>Juvenile Total</b>		<b>81</b>	<b>178</b>	<b>180</b>	<b>60</b>	<b>118</b>
<b>Rockbridge Totals</b>		<b>128</b>	<b>305</b>	<b>307</b>	<b>122</b>	<b>182</b>



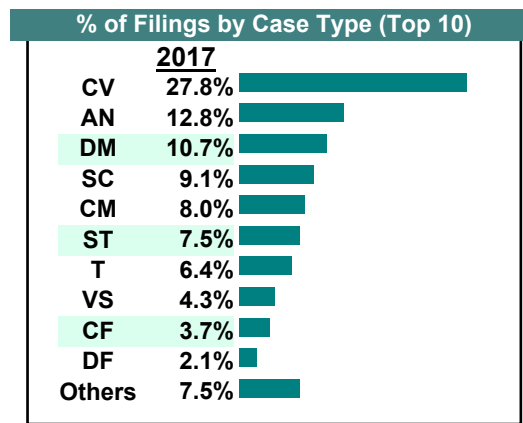
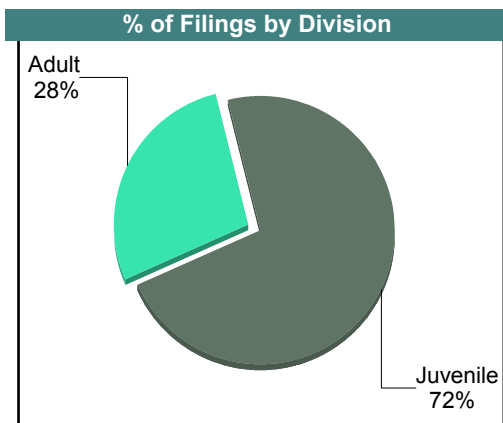

CASELOAD STATISTICS OF THE JUVENILE & DOMESTIC RELATIONS COURTS

October 2017

Rockbridge

District: 25

		Filings	Hearings	Transactions	Concluded	Cont
<b>Adult</b>						
Capias	CA	2	8	8	5	3
Felony	CF	7	16	16	4	12
Misdemeanor	CM	15	51	51	20	30
Family Abuse - Prot Order	FP	2	6	6	3	3
Motion - Prot Order	MP	1	1	1	1	-
Remand Support	RS	1	1	1	1	-
Show Cause	SC	16	34	34	13	21
Civil Support	VS	8	13	13	7	5
<b>Adult Total</b>		<b>52</b>	<b>130</b>	<b>130</b>	<b>54</b>	<b>74</b>
<b>Juvenile</b>						
Abuse or Neglect	AN	24	69	69	15	53
Non-Family Abuse Prot Order	AP	1	1	1	1	-
Child in Need of Services	CS	2	3	3	1	2
Custody Visitation	CV	52	81	81	39	41
Felony	DF	4	7	7	0	4
Misdemeanor	DM	20	39	40	7	32
Foster Care Review	FC	3	3	3	3	-
Show Cause	SC	1	1	1	1	-
Status	ST	14	16	16	4	12
Traffic	T	12	14	15	5	10
Term Parental Rights	TP	2	2	2	2	-
<b>Juvenile Total</b>		<b>135</b>	<b>236</b>	<b>238</b>	<b>78</b>	<b>154</b>
<b>Rockbridge Totals</b>		<b>187</b>	<b>366</b>	<b>368</b>	<b>132</b>	<b>228</b>



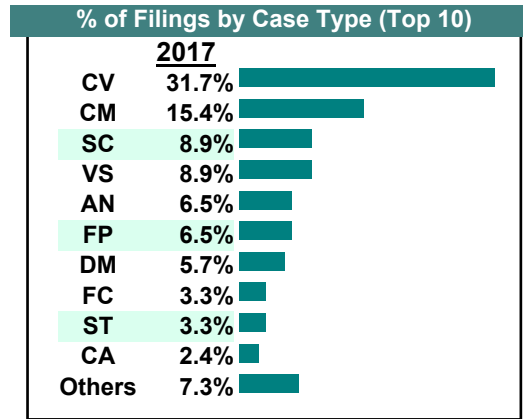
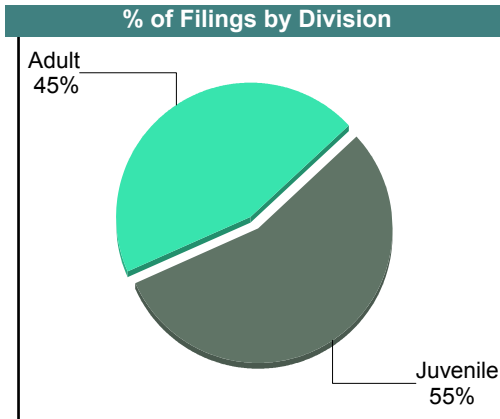
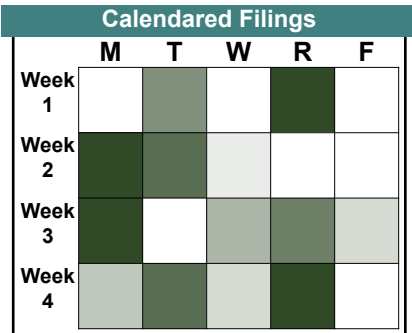
**CASELOAD STATISTICS OF THE JUVENILE & DOMESTIC RELATIONS COURTS**

September 2017

**Rockbridge**

District: 25

		<u>Filings</u>	<u>Hearings</u>	<u>Transactions</u>	<u>Concluded</u>	<u>Cont</u>
<b>Adult</b>						
Capias	CA	3	8	8	3	5
Felony	CF	2	9	9	3	6
Misdemeanor	CM	19	40	40	11	29
Family Abuse - Prot Order	FP	8	13	13	10	3
Motion - Prot Order	MP	1	1	1	1	-
Show Cause	SC	11	28	28	2	26
Civil Support	VS	11	19	19	9	10
<b>Adult Total</b>		<b>55</b>	<b>118</b>	<b>118</b>	<b>39</b>	<b>79</b>
<b>Juvenile</b>						
Abuse or Neglect	AN	8	33	33	0	33
Non-Family Abuse Prot Order	AP	1	2	2	2	-
Child in Need of Services	CS	0	1	1	0	1
Custody Visitation	CV	39	64	64	22	41
Misdemeanor	DM	7	20	20	9	11
Foster Care Review	FC	4	4	4	4	-
Petition	PT	0	1	1	1	-
Remand Custody	RC	1	1	1	1	-
Remand Visitation	RV	1	1	1	1	-
Status	ST	4	6	6	4	2
Traffic	T	3	3	4	2	2
<b>Juvenile Total</b>		<b>68</b>	<b>136</b>	<b>137</b>	<b>46</b>	<b>90</b>
<b>Rockbridge Totals</b>		<b>123</b>	<b>254</b>	<b>255</b>	<b>85</b>	<b>169</b>



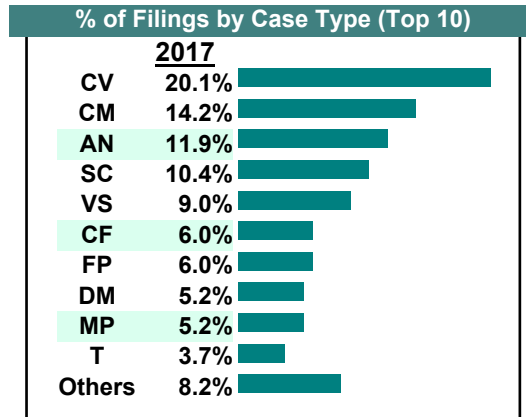
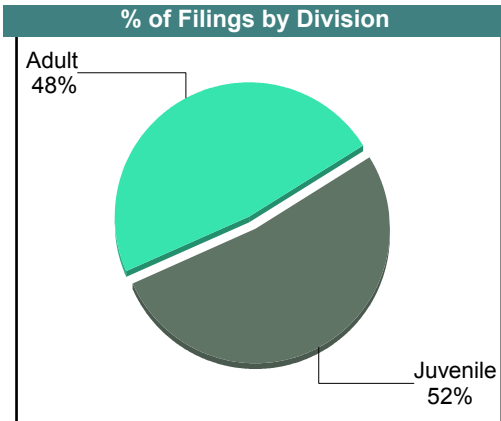

**CASELOAD STATISTICS OF THE JUVENILE & DOMESTIC RELATIONS COURTS**

**August 2017**

**Rockbridge**

District: 25

		<u>Filings</u>	<u>Hearings</u>	<u>Transactions</u>	<u>Concluded</u>	<u>Cont</u>
<b><u>Adult</u></b>						
Capias	CA	2	5	5	2	3
Felony	CF	8	18	18	3	15
Misdemeanor	CM	19	64	64	20	44
Family Abuse - Prot Order	FP	8	10	10	4	6
Other	OT	1	1	1	1	-
Show Cause	SC	14	35	35	15	20
Civil Support	VS	12	19	19	15	4
<b>Adult Total</b>		<b>64</b>	<b>152</b>	<b>152</b>	<b>60</b>	<b>92</b>
<b><u>Juvenile</u></b>						
Abuse or Neglect	AN	16	29	29	1	28
Non-Family Abuse Prot Order	AP	1	2	2	0	2
Child in Need of Services	CS	1	3	3	2	1
Custody Visitation	CV	27	69	69	39	29
Felony	DF	0	1	1	0	1
Misdemeanor	DM	7	14	14	3	11
Foster Care Review	FC	3	3	3	3	-
Motion - Prot Order	MP	7	8	8	8	-
Show Cause	SC	0	1	1	1	-
Status	ST	3	4	4	2	2
Traffic	T	5	12	12	7	4
<b>Juvenile Total</b>		<b>70</b>	<b>146</b>	<b>146</b>	<b>66</b>	<b>78</b>
<b>Rockbridge Totals</b>		<b>134</b>	<b>298</b>	<b>298</b>	<b>126</b>	<b>170</b>



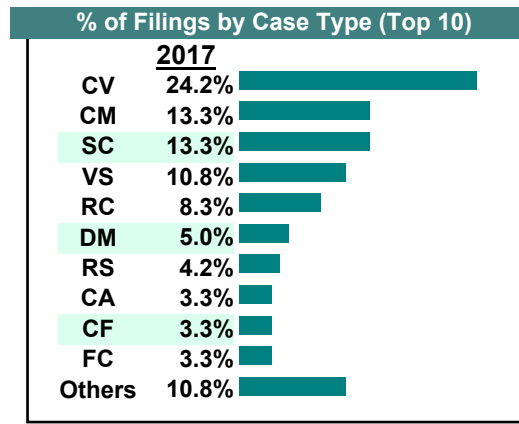
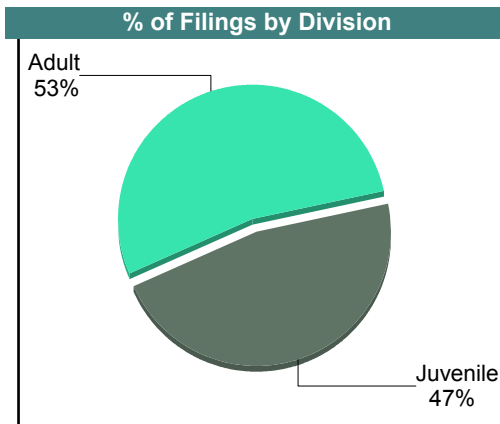

**CASELOAD STATISTICS OF THE JUVENILE & DOMESTIC RELATIONS COURTS**

July 2017

**Rockbridge**

District: 25

		<u>Filings</u>	<u>Hearings</u>	<u>Transactions</u>	<u>Concluded</u>	<u>Cont</u>
<b><u>Adult</u></b>						
Capias	CA	4	9	9	3	6
Felony	CF	4	12	12	4	8
Misdemeanor	CM	16	56	56	22	34
Family Abuse - Prot Order	FP	4	10	10	6	4
Motion - Prot Order	MP	1	1	1	1	-
Remand Support	RS	5	5	5	5	-
Show Cause	SC	16	27	27	13	14
SL/Other	SL	1	1	1	1	-
Civil Support	VS	13	25	25	16	7
<b>Adult Total</b>		<b>64</b>	<b>146</b>	<b>146</b>	<b>71</b>	<b>73</b>
<b><u>Juvenile</u></b>						
Abuse or Neglect	AN	0	13	13	13	-
Child in Need of Services	CS	1	3	3	0	3
Custody Visitation	CV	29	56	56	35	19
Felony	DF	0	3	3	2	1
Misdemeanor	DM	6	27	27	11	16
Entrustment	ET	0	2	2	2	-
Foster Care Review	FC	4	4	4	2	-
Petition	PT	2	2	2	1	1
Remand Custody	RC	10	10	10	10	-
Remand Visitation	RV	2	2	2	2	-
Show Cause	SC	0	1	1	0	1
Status	ST	0	1	1	0	1
Traffic	T	2	3	4	4	-
<b>Juvenile Total</b>		<b>56</b>	<b>127</b>	<b>128</b>	<b>82</b>	<b>42</b>
<b>Rockbridge Totals</b>		<b>120</b>	<b>273</b>	<b>274</b>	<b>153</b>	<b>115</b>



**CASELOAD STATISTICS OF THE JUVENILE & DOMESTIC RELATIONS COURTS**

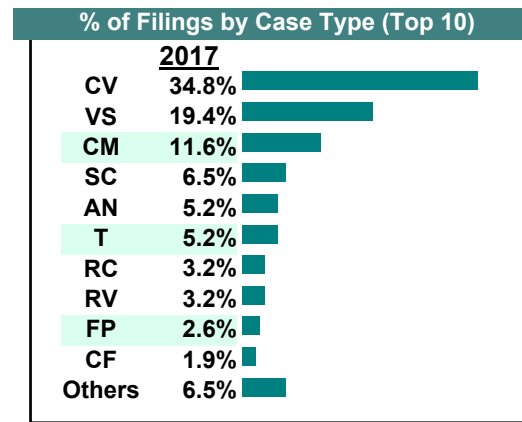
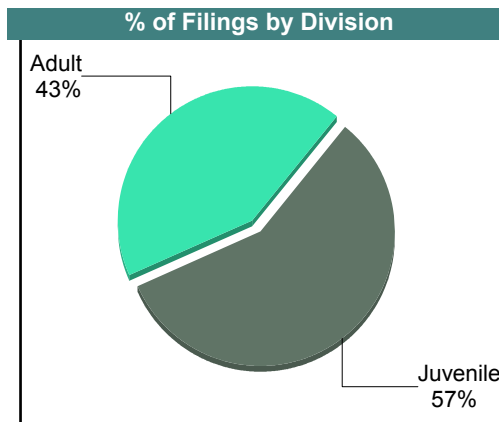
June 2017

**Rockbridge**

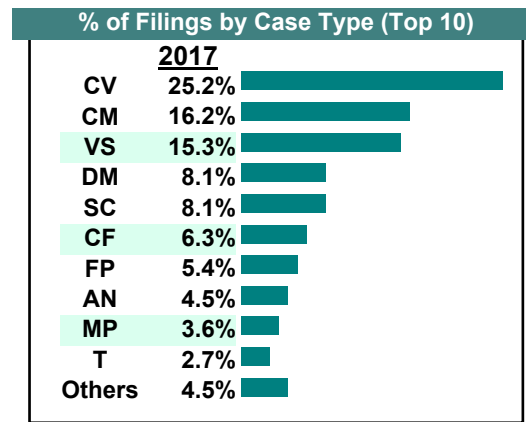
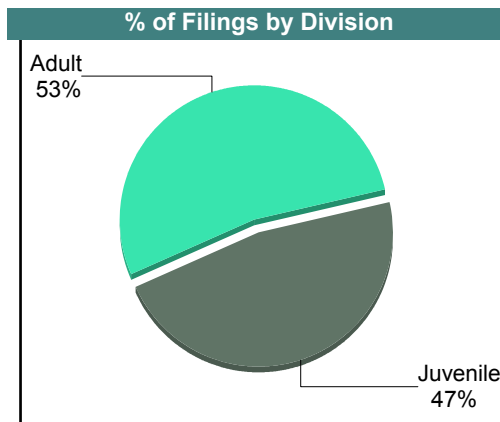
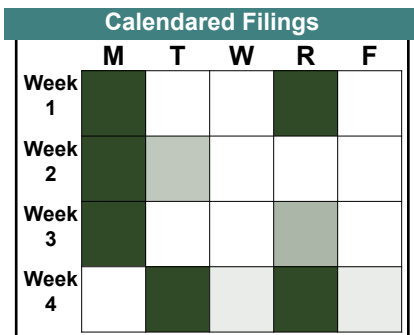
District: 25

		<u>Filings</u>	<u>Hearings</u>	<u>Transactions</u>	<u>Concluded</u>	<u>Cont</u>
<b><u>Adult</u></b>						
Capias	CA	0	2	2	1	1
Felony	CF	3	20	20	5	15
Misdemeanor	CM	18	45	45	17	28
Family Abuse - Prot Order	FP	4	9	9	4	5
Remand Support	RS	1	1	1	1	-
Show Cause	SC	10	24	24	11	13
Civil Support	VS	30	36	36	29	7
<b>Adult Total</b>		<b>66</b>	<b>137</b>	<b>137</b>	<b>68</b>	<b>69</b>
<b><u>Juvenile</u></b>						
Abuse or Neglect	AN	8	30	30	0	30
Custody Visitation	CV	54	70	70	43	27
Felony	DF	1	8	8	1	7
Misdemeanor	DM	2	31	31	14	17
Foster Care Review	FC	2	2	2	2	-
Motion - Prot Order	MP	3	3	3	3	-
Remand Custody	RC	5	5	5	5	-
Remand Visitation	RV	5	5	5	5	-
Status	ST	1	1	1	0	1
Traffic	T	8	11	13	9	4
<b>Juvenile Total</b>		<b>89</b>	<b>166</b>	<b>168</b>	<b>82</b>	<b>86</b>
<b>Rockbridge Totals</b>		<b>155</b>	<b>303</b>	<b>305</b>	<b>150</b>	<b>155</b>

Calendared Filings					
	M	T	W	R	F
Week 1					
Week 2					
Week 3					
Week 4					
Week 5					



		<u>Filings</u>	<u>Hearings</u>	<u>Transactions</u>	<u>Concluded</u>	<u>Cont</u>
<b>Adult</b>						
Capias	CA	1	5	5	1	4
Felony	CF	7	15	15	5	10
Misdemeanor	CM	18	41	41	5	36
Family Abuse - Prot Order	FP	6	9	9	4	5
Motion - Prot Order	MP	1	1	1	1	-
Show Cause	SC	9	23	23	5	18
Civil Support	VS	17	23	23	13	10
<b>Adult Total</b>		<b>59</b>	<b>117</b>	<b>117</b>	<b>34</b>	<b>83</b>
<b>Juvenile</b>						
Abuse or Neglect	AN	5	13	13	4	9
Child in Need of Services	CS	0	3	3	2	1
Custody Visitation	CV	28	50	50	26	21
Felony	DF	1	2	2	0	2
Misdemeanor	DM	9	26	26	14	12
Entrustment	ET	2	2	2	0	2
Motion - Prot Order	MP	3	3	3	2	1
Remand Visitation	RV	1	1	1	1	-
Show Cause	SC	0	1	1	0	1
Traffic	T	3	11	11	5	6
<b>Juvenile Total</b>		<b>52</b>	<b>112</b>	<b>112</b>	<b>54</b>	<b>55</b>
<b>Rockbridge Totals</b>		<b>111</b>	<b>229</b>	<b>229</b>	<b>88</b>	<b>138</b>



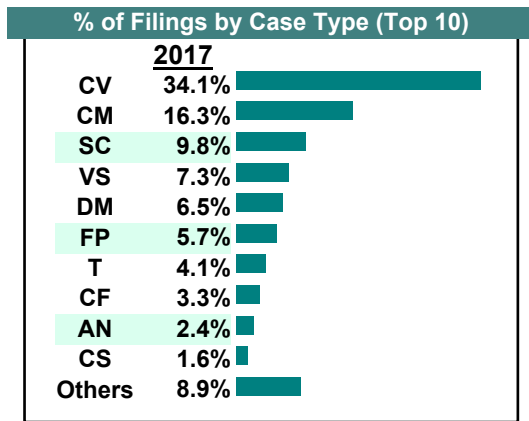
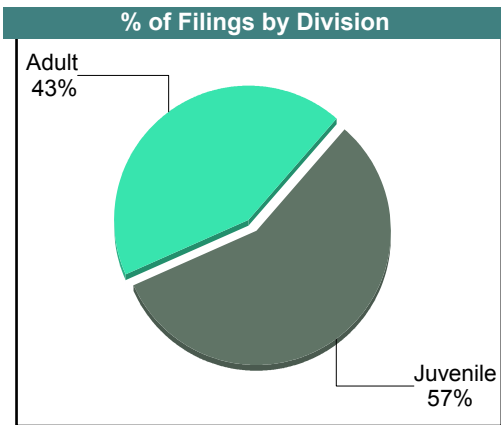
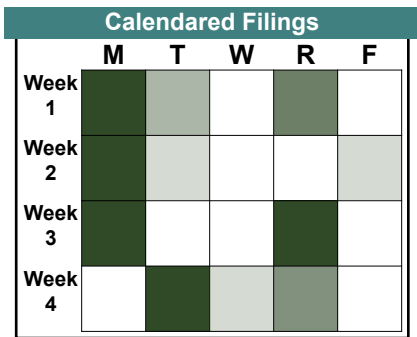
CASELOAD STATISTICS OF THE JUVENILE & DOMESTIC RELATIONS COURTS

Rockbridge

District: 25

April 2017

		Filings	Hearings	Transactions	Concluded	Cont
<b>Adult</b>						
Capias	CA	1	1	1	0	1
Felony	CF	4	24	24	9	15
Misdemeanor	CM	20	31	31	7	24
Family Abuse - Prot Order	FP	7	12	12	6	6
Show Cause	SC	12	16	16	5	11
Civil Support	VS	9	9	9	8	1
<b>Adult Total</b>		<b>53</b>	<b>93</b>	<b>93</b>	<b>35</b>	<b>58</b>
<b>Juvenile</b>						
Abuse or Neglect	AN	3	10	10	3	7
Non-Family Abuse Prot Order	AP	1	1	1	1	-
Child in Need of Services	CS	2	5	5	1	4
Custody Visitation	CV	42	59	59	38	21
Felony	DF	1	4	4	0	4
Misdemeanor	DM	8	48	48	30	18
Foster Care Review	FC	2	2	2	2	-
Permanency	PH	1	1	1	1	-
Petition	PT	1	1	1	1	-
Remand Custody	RC	1	1	1	1	-
Remand Visitation	RV	1	1	1	1	-
Status	ST	2	6	6	5	1
Traffic	T	5	6	6	1	4
<b>Juvenile Total</b>		<b>70</b>	<b>145</b>	<b>145</b>	<b>85</b>	<b>59</b>
<b>Rockbridge Totals</b>		<b>123</b>	<b>238</b>	<b>238</b>	<b>120</b>	<b>117</b>





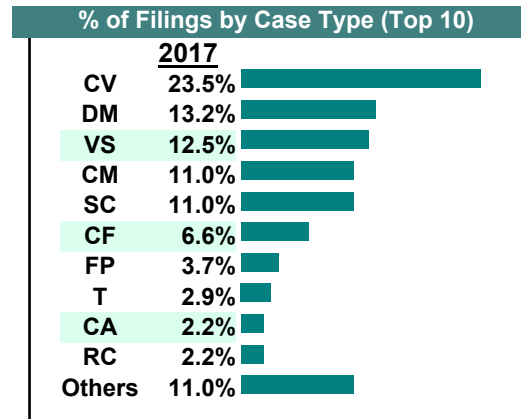
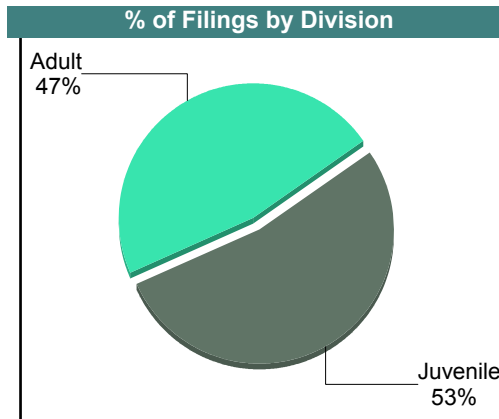

**CASELOAD STATISTICS OF THE JUVENILE & DOMESTIC RELATIONS COURTS**

March 2017

**Rockbridge**

District: 25

		<u>Filings</u>	<u>Hearings</u>	<u>Transactions</u>	<u>Concluded</u>	<u>Cont</u>
<b><u>Adult</u></b>						
Capias	CA	3	5	5	3	2
Felony	CF	9	28	28	9	18
Misdemeanor	CM	15	49	49	23	26
Family Abuse - Prot Order	FP	5	9	9	7	2
Remand Support	RS	2	2	2	2	-
Show Cause	SC	12	24	24	13	11
SL/Other	SL	1	1	1	1	-
Civil Support	VS	17	28	28	18	9
<b>Adult Total</b>		<b>64</b>	<b>146</b>	<b>146</b>	<b>76</b>	<b>68</b>
<b><u>Juvenile</u></b>						
Abuse or Neglect	AN	2	4	4	0	4
Child in Need of Services	CS	0	1	1	0	1
Custody Visitation	CV	32	71	71	45	26
Felony	DF	0	1	1	0	1
Misdemeanor	DM	18	52	52	18	34
Foster Care Review	FC	2	2	2	2	-
Permanency	PH	1	1	1	1	-
Petition	PT	1	1	1	1	-
Remand Custody	RC	3	3	3	3	-
Remand Visitation	RV	3	3	3	3	-
Show Cause	SC	3	3	3	2	1
Status	ST	3	9	9	4	5
Traffic	T	4	6	6	2	4
<b>Juvenile Total</b>		<b>72</b>	<b>157</b>	<b>157</b>	<b>81</b>	<b>76</b>
<b>Rockbridge Totals</b>		<b>136</b>	<b>303</b>	<b>303</b>	<b>157</b>	<b>144</b>



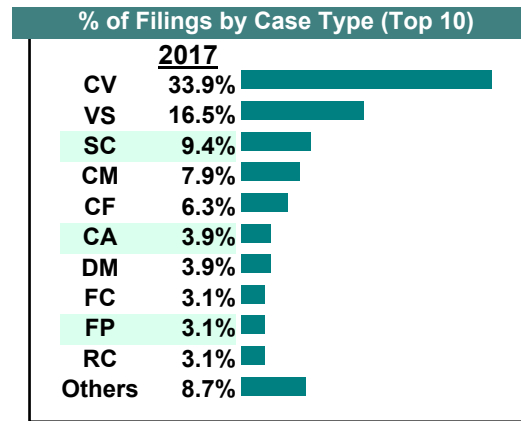
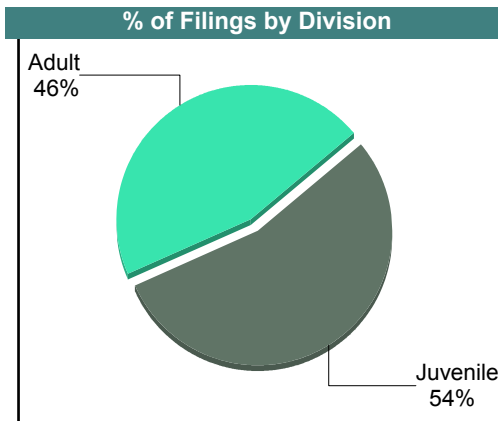

**CASELOAD STATISTICS OF THE JUVENILE & DOMESTIC RELATIONS COURTS**

February 2017

**Rockbridge**

District: 25

		<u>Filings</u>	<u>Hearings</u>	<u>Transactions</u>	<u>Concluded</u>	<u>Cont</u>
<b><u>Adult</u></b>						
Capias	CA	5	7	7	5	2
Felony	CF	8	28	28	18	10
Misdemeanor	CM	10	29	29	11	18
Family Abuse - Prot Order	FP	4	7	7	5	2
Motion - Prot Order	MP	1	1	1	1	-
Remand Support	RS	1	1	1	1	-
Show Cause	SC	8	27	27	18	9
Civil Support	VS	21	30	30	22	8
<b>Adult Total</b>		<b>58</b>	<b>130</b>	<b>130</b>	<b>81</b>	<b>49</b>
<b><u>Juvenile</u></b>						
Abuse or Neglect	AN	2	17	17	13	4
Child in Need of Services	CS	0	5	5	3	2
Custody Visitation	CV	43	67	67	33	34
Felony	DF	1	5	5	2	3
Misdemeanor	DM	5	26	26	9	17
Foster Care Review	FC	4	4	4	4	-
Motion - Prot Order	MP	2	2	2	2	-
Remand Custody	RC	4	4	4	4	-
Show Cause	SC	4	8	8	4	4
Status	ST	1	6	6	5	1
Traffic	T	3	7	7	3	4
Truancy	TR	0	1	1	1	-
<b>Juvenile Total</b>		<b>69</b>	<b>152</b>	<b>152</b>	<b>83</b>	<b>69</b>
<b>Rockbridge Totals</b>		<b>127</b>	<b>282</b>	<b>282</b>	<b>164</b>	<b>118</b>



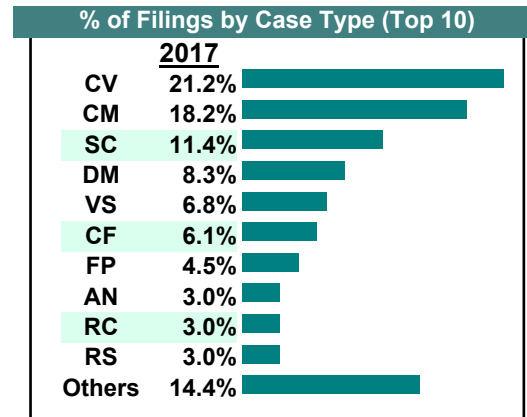
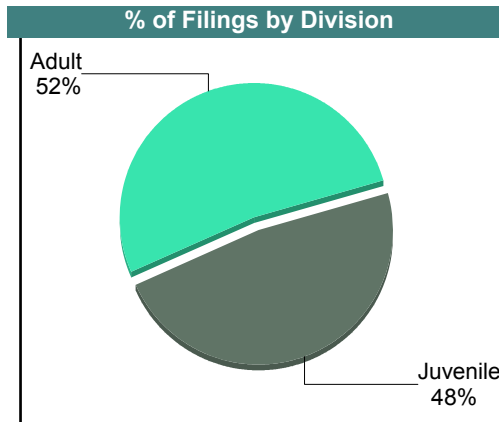

# CASELOAD STATISTICS OF THE JUVENILE & DOMESTIC RELATIONS COURTS

January 2017

Rockbridge

District: 25

		<u>Filings</u>	<u>Hearings</u>	<u>Transactions</u>	<u>Concluded</u>	<u>Cont</u>
<b>Adult</b>						
Capias	CA	3	8	8	3	5
Felony	CF	8	22	22	3	19
Misdemeanor	CM	24	43	43	9	34
Family Abuse - Prot Order	FP	6	8	8	4	4
Remand Support	RS	4	4	4	4	-
Show Cause	SC	15	47	47	33	14
Civil Support	VS	9	22	22	12	10
<b>Adult Total</b>		<b>69</b>	<b>154</b>	<b>154</b>	<b>68</b>	<b>86</b>
<b>Juvenile</b>						
Abuse or Neglect	AN	4	10	10	1	9
Child in Need of Services	CS	1	3	3	1	2
Custody Visitation	CV	28	62	62	32	28
Felony	DF	0	2	2	2	-
Misdemeanor	DM	11	46	46	22	22
Foster Care Review	FC	1	1	1	1	-
Initial Foster Care	IF	1	1	1	1	-
Motion - Prot Order	MP	3	3	3	3	-
Remand Custody	RC	4	4	4	4	-
Remand Visitation	RV	4	4	4	4	-
Status	ST	2	10	10	4	6
Traffic	T	2	2	2	2	-
Term Parental Rights	TP	1	1	1	1	-
Truancy	TR	1	2	2	1	1
<b>Juvenile Total</b>		<b>63</b>	<b>151</b>	<b>151</b>	<b>79</b>	<b>68</b>
<b>Rockbridge Totals</b>		<b>132</b>	<b>305</b>	<b>305</b>	<b>147</b>	<b>154</b>



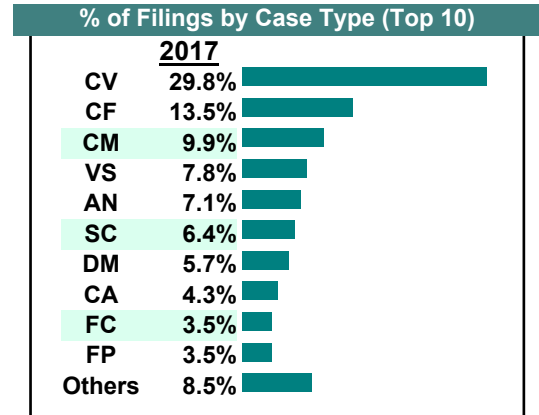
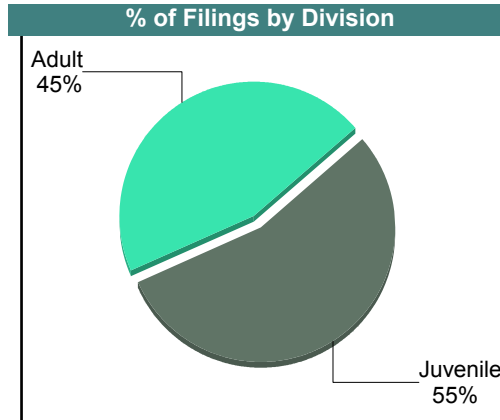
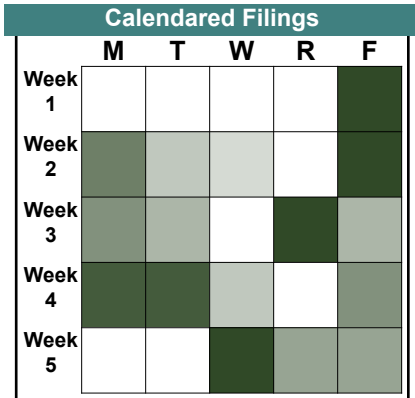
# CASELOAD STATISTICS OF THE JUVENILE & DOMESTIC RELATIONS COURTS

December 2017

**Staunton**

District: 25

		<u>Filings</u>	<u>Hearings</u>	<u>Transactions</u>	<u>Concluded</u>	<u>Cont</u>
<b><u>Adult</u></b>						
Bond Forfeiture	BF	1	1	1	1	-
Capias	CA	6	21	21	4	17
Felony	CF	19	32	32	9	23
Misdemeanor	CM	14	51	51	15	36
Family Abuse - Prot Order	FP	5	11	11	6	5
Show Cause	SC	8	45	45	19	26
Civil Support	VS	11	22	22	15	7
<b>Adult Total</b>		<b>64</b>	<b>183</b>	<b>183</b>	<b>69</b>	<b>114</b>
<b><u>Juvenile</u></b>						
Abuse or Neglect	AN	10	38	38	14	24
Non-Family Abuse Prot Order	AP	2	4	4	0	4
Custody Visitation	CV	42	70	70	33	37
Felony	DF	0	5	5	0	5
Misdemeanor	DM	8	22	22	6	16
Foster Care Review	FC	5	5	5	5	-
Initial Foster Care	IF	4	4	4	4	-
Permanency	PH	1	1	1	1	-
Petition	PT	0	2	2	0	2
Show Cause	SC	1	3	3	1	2
Status	ST	1	2	2	2	-
Traffic	T	1	3	3	1	2
Term Parental Rights	TP	0	2	2	2	-
Truancy	TR	2	6	6	1	5
<b>Juvenile Total</b>		<b>77</b>	<b>167</b>	<b>167</b>	<b>70</b>	<b>97</b>
<b>Staunton Totals</b>		<b>141</b>	<b>350</b>	<b>350</b>	<b>139</b>	<b>211</b>




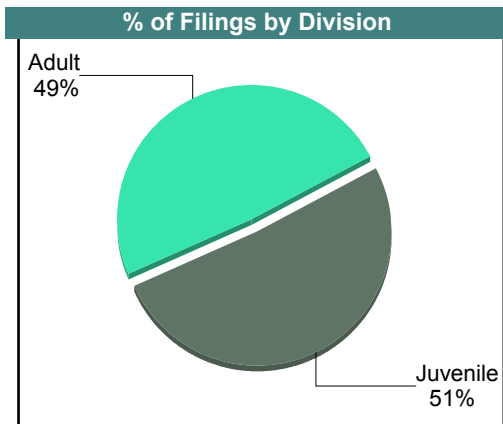

**CASELOAD STATISTICS OF THE JUVENILE & DOMESTIC RELATIONS COURTS**

November 2017

**Staunton**

District: 25

		<u>Filings</u>	<u>Hearings</u>	<u>Transactions</u>	<u>Concluded</u>	<u>Cont</u>
<b><u>Adult</u></b>						
Non-Family Abuse Prot Order	AP	0	2	2	2	-
Bond Forfeiture	BF	1	1	1	1	-
Capias	CA	6	35	35	21	14
Felony	CF	7	15	15	5	10
Misdemeanor	CM	31	83	83	28	55
Family Abuse - Prot Order	FP	5	13	13	6	7
Other	OT	0	1	1	1	-
Show Cause	SC	14	39	39	18	21
Civil Support	VS	6	13	13	5	8
<b>Adult Total</b>		<b>70</b>	<b>202</b>	<b>202</b>	<b>87</b>	<b>115</b>
<b><u>Juvenile</u></b>						
Abuse or Neglect	AN	11	41	41	3	38
Capias	CA	0	1	1	1	-
Custody Visitation	CV	28	56	56	19	37
Felony	DF	0	1	1	0	1
Misdemeanor	DM	5	17	17	12	5
Foster Care Review	FC	12	12	12	12	-
Initial Foster Care	IF	2	2	2	2	-
Permanency	PH	9	9	9	9	-
Show Cause	SC	1	3	3	2	1
Status	ST	1	2	2	2	-
Traffic	T	3	3	3	2	1
Term Parental Rights	TP	1	1	1	0	1
Truancy	TR	0	2	2	0	2
<b>Juvenile Total</b>		<b>73</b>	<b>150</b>	<b>150</b>	<b>64</b>	<b>86</b>
<b>Staunton Totals</b>		<b>143</b>	<b>352</b>	<b>352</b>	<b>151</b>	<b>201</b>



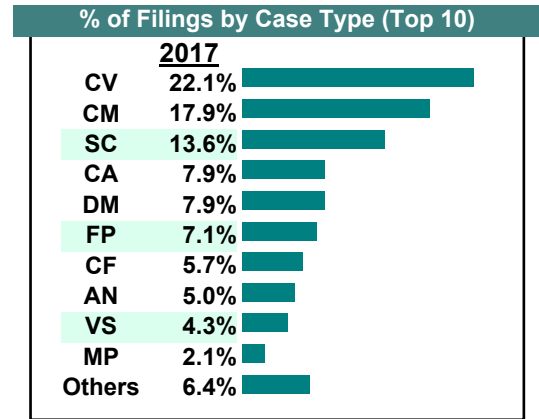
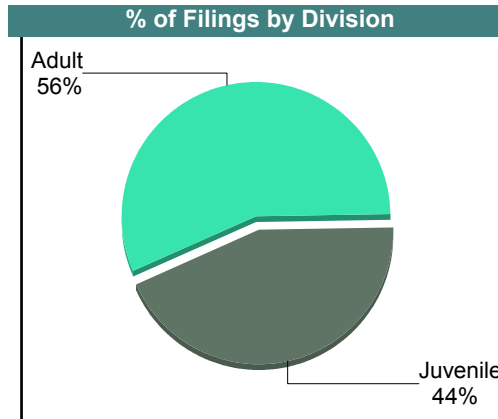
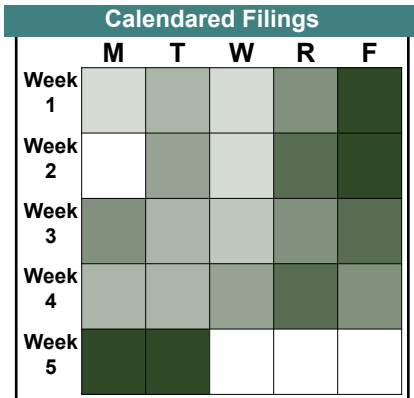
# CASELOAD STATISTICS OF THE JUVENILE & DOMESTIC RELATIONS COURTS

October 2017

**Staunton**

District: 25

		<u>Filings</u>	<u>Hearings</u>	<u>Transactions</u>	<u>Concluded</u>	<u>Cont</u>
<b><u>Adult</u></b>						
Capias	CA	11	22	22	2	20
Felony	CF	8	48	48	39	9
Misdemeanor	CM	25	62	62	13	49
Family Abuse - Prot Order	FP	10	23	23	11	12
Motion - Prot Order	MP	2	2	2	2	-
Show Cause	SC	17	43	43	15	28
Civil Support	VS	6	14	14	6	8
<b>Adult Total</b>		<b>79</b>	<b>214</b>	<b>214</b>	<b>88</b>	<b>126</b>
<b><u>Juvenile</u></b>						
Abuse or Neglect	AN	7	24	24	6	18
Non-Family Abuse Prot Order	AP	0	1	1	1	-
Custody Visitation	CV	31	55	55	22	33
Felony	DF	1	3	3	1	2
Misdemeanor	DM	11	33	33	6	25
Initial Foster Care	IF	2	2	2	2	-
Juv Support	JS	1	1	1	0	1
Motion - Prot Order	MP	1	1	1	1	-
Petition	PT	2	7	7	3	4
Show Cause	SC	2	2	2	0	2
Status	ST	0	3	3	0	3
Traffic	T	3	6	6	2	4
Truancy	TR	0	17	17	7	10
<b>Juvenile Total</b>		<b>61</b>	<b>155</b>	<b>155</b>	<b>51</b>	<b>102</b>
<b>Staunton Totals</b>		<b>140</b>	<b>369</b>	<b>369</b>	<b>139</b>	<b>228</b>




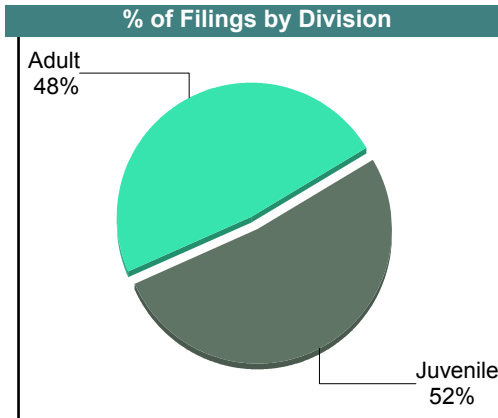
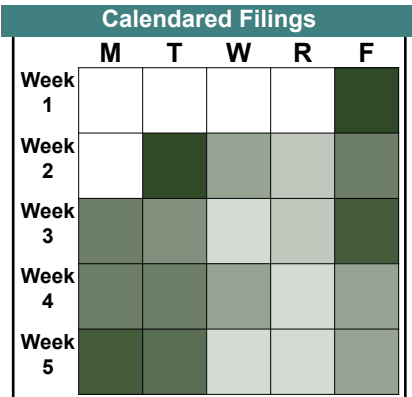
# CASELOAD STATISTICS OF THE JUVENILE & DOMESTIC RELATIONS COURTS

September 2017

Staunton

District: 25

		Filings	Hearings	Transactions	Concluded	Cont
<b>Adult</b>						
Bond Forfeiture	BF	1	1	1	1	-
Capias	CA	6	29	29	14	15
Felony	CF	3	39	39	0	39
Misdemeanor	CM	24	48	48	10	38
Family Abuse - Prot Order	FP	4	9	9	2	7
Violation of PO	PV	1	1	1	1	-
Show Cause	SC	30	94	94	49	45
SL/Other	SL	1	1	1	1	-
Civil Support	VS	5	16	16	6	10
<b>Adult Total</b>		<b>75</b>	<b>238</b>	<b>238</b>	<b>84</b>	<b>154</b>
<b>Juvenile</b>						
Abuse or Neglect	AN	7	39	39	16	23
Non-Family Abuse Prot Order	AP	1	2	2	0	2
Capias	CA	1	3	3	0	3
Custody Visitation	CV	43	114	114	57	57
Felony	DF	1	6	6	3	3
Misdemeanor	DM	9	33	33	9	24
Foster Care Review	FC	2	2	2	2	-
Initial Foster Care	IF	6	6	6	6	-
Petition	PT	1	2	2	0	2
Show Cause	SC	1	3	3	1	2
Status	ST	2	3	3	0	3
Traffic	T	3	3	3	0	3
Term Parental Rights	TP	4	7	7	4	3
Truancy	TR	0	4	4	1	3
<b>Juvenile Total</b>		<b>81</b>	<b>227</b>	<b>227</b>	<b>99</b>	<b>128</b>
<b>Staunton Totals</b>		<b>156</b>	<b>465</b>	<b>465</b>	<b>183</b>	<b>282</b>



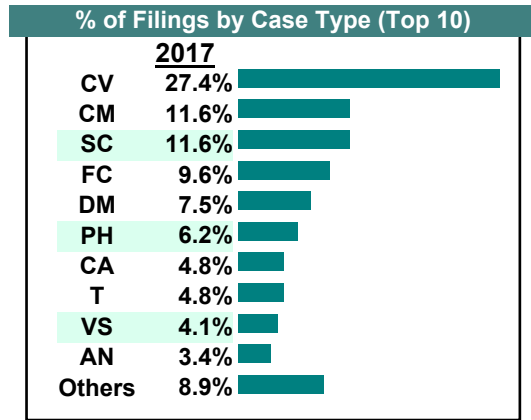
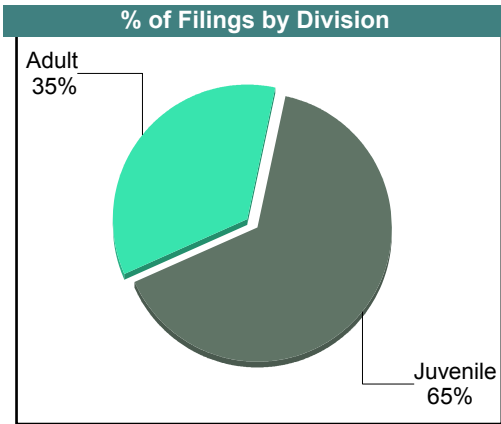
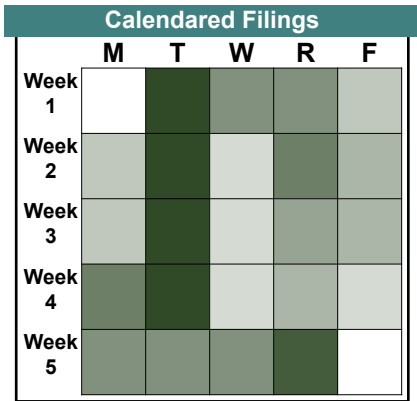
**CASELOAD STATISTICS OF THE JUVENILE & DOMESTIC RELATIONS COURTS**

**Staunton**

District: 25

August 2017

		<u>Filings</u>	<u>Hearings</u>	<u>Transactions</u>	<u>Concluded</u>	<u>Cont</u>
<b><u>Adult</u></b>						
Non-Family Abuse Prot Order	AP	0	1	1	1	-
Capias	CA	7	25	25	7	18
Felony	CF	1	8	8	4	4
Misdemeanor	CM	17	64	64	28	34
Family Abuse - Prot Order	FP	3	10	10	5	5
Motion - Prot Order	MP	1	1	1	1	-
Show Cause	SC	16	47	47	19	28
Civil Support	VS	6	22	22	16	6
<b>Adult Total</b>		<b>51</b>	<b>178</b>	<b>178</b>	<b>81</b>	<b>95</b>
<b><u>Juvenile</u></b>						
Abuse or Neglect	AN	5	44	44	12	32
Child in Need of Services	CS	0	2	2	2	-
Custody Visitation	CV	40	77	77	46	31
Felony	DF	2	5	5	0	5
Misdemeanor	DM	11	40	40	14	26
Foster Care Review	FC	14	14	14	14	-
Initial Foster Care	IF	2	2	2	2	-
Motion - Prot Order	MP	1	1	1	1	-
Permanency	PH	9	9	9	9	-
Petition	PT	3	4	4	1	3
Show Cause	SC	1	5	5	3	2
Traffic	T	7	16	16	8	8
Term Parental Rights	TP	0	1	1	0	1
Truancy	TR	0	4	4	1	3
<b>Juvenile Total</b>		<b>95</b>	<b>224</b>	<b>224</b>	<b>113</b>	<b>111</b>
<b>Staunton Totals</b>		<b>146</b>	<b>402</b>	<b>402</b>	<b>194</b>	<b>206</b>





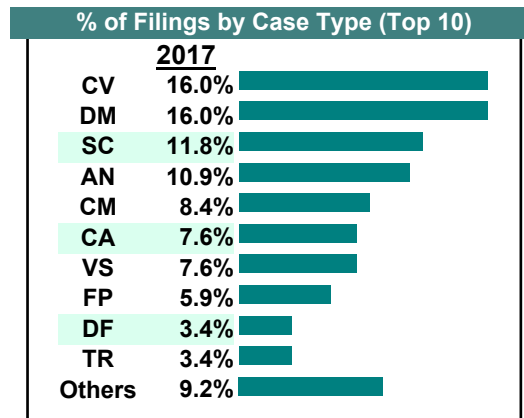
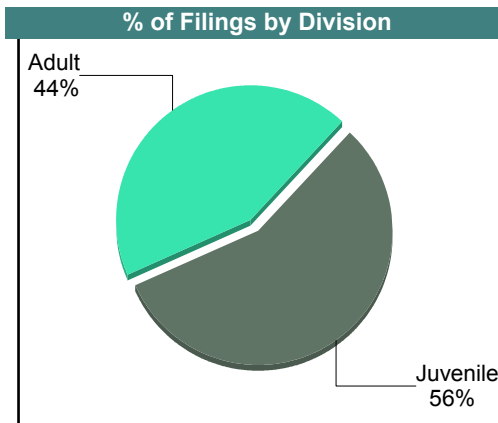

# CASELOAD STATISTICS OF THE JUVENILE & DOMESTIC RELATIONS COURTS

July 2017

**Staunton**

District: 25

		<u>Filings</u>	<u>Hearings</u>	<u>Transactions</u>	<u>Concluded</u>	<u>Cont</u>
<b>Adult</b>						
Non-Family Abuse Prot Order	AP	1	1	1	0	1
Capias	CA	9	32	32	8	24
Felony	CF	3	72	72	30	42
Misdemeanor	CM	10	56	56	23	33
Family Abuse - Prot Order	FP	7	17	17	9	8
Show Cause	SC	12	53	53	27	26
SL/Other	SL	1	1	1	1	-
Civil Support	VS	9	19	19	12	7
<b>Adult Total</b>		<b>52</b>	<b>251</b>	<b>251</b>	<b>110</b>	<b>141</b>
<b>Juvenile</b>						
Abuse or Neglect	AN	13	60	60	10	50
Child in Need of Services	CS	1	1	1	0	1
Custody Visitation	CV	19	65	65	20	45
Felony	DF	4	7	7	1	6
Misdemeanor	DM	19	37	37	6	31
Foster Care Review	FC	2	2	2	2	-
Motion - Prot Order	MP	2	2	2	2	-
Show Cause	SC	2	2	2	0	2
Status	ST	0	1	1	1	-
Traffic	T	1	5	5	3	2
Truancy	TR	4	9	9	1	8
<b>Juvenile Total</b>		<b>67</b>	<b>191</b>	<b>191</b>	<b>46</b>	<b>145</b>
<b>Staunton Totals</b>		<b>119</b>	<b>442</b>	<b>442</b>	<b>156</b>	<b>286</b>



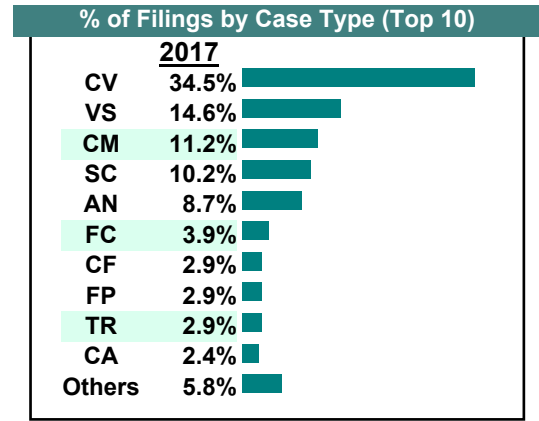
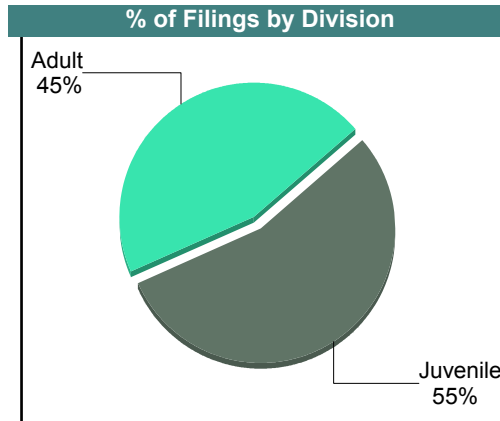

# CASELOAD STATISTICS OF THE JUVENILE & DOMESTIC RELATIONS COURTS

June 2017

**Staunton**

District: 25

		<u>Filings</u>	<u>Hearings</u>	<u>Transactions</u>	<u>Concluded</u>	<u>Cont</u>
<b><u>Adult</u></b>						
Non-Family Abuse Prot Order	AP	0	2	2	0	2
Bond Forfeiture	BF	0	2	2	2	-
Capias	CA	5	24	24	15	9
Felony	CF	6	46	46	18	28
Misdemeanor	CM	23	66	66	28	38
Family Abuse - Prot Order	FP	6	17	17	8	9
Motion - Prot Order	MP	1	1	1	1	-
Other	OT	0	1	1	0	1
Show Cause	SC	21	66	66	23	43
SL/Other	SL	1	1	1	1	-
Civil Support	VS	30	39	39	24	15
<b>Adult Total</b>		<b>93</b>	<b>265</b>	<b>265</b>	<b>120</b>	<b>145</b>
<b><u>Juvenile</u></b>						
Abuse or Neglect	AN	18	92	92	26	66
Custody Relief	CR	1	1	1	1	-
Custody Visitation	CV	71	89	89	60	29
Felony	DF	0	5	5	0	5
Misdemeanor	DM	3	25	25	6	19
Foster Care Review	FC	8	9	9	8	1
Permanency	PH	1	1	1	1	-
Petition	PT	0	3	3	3	-
Show Cause	SC	0	1	1	1	-
Status	ST	1	2	2	0	2
Traffic	T	4	9	9	2	7
Term Parental Rights	TP	0	1	1	0	1
Truancy	TR	6	11	11	1	10
<b>Juvenile Total</b>		<b>113</b>	<b>249</b>	<b>249</b>	<b>109</b>	<b>140</b>
<b>Staunton Totals</b>		<b>206</b>	<b>514</b>	<b>514</b>	<b>229</b>	<b>285</b>



CASELOAD STATISTICS OF THE JUVENILE & DOMESTIC RELATIONS COURTS

May 2017

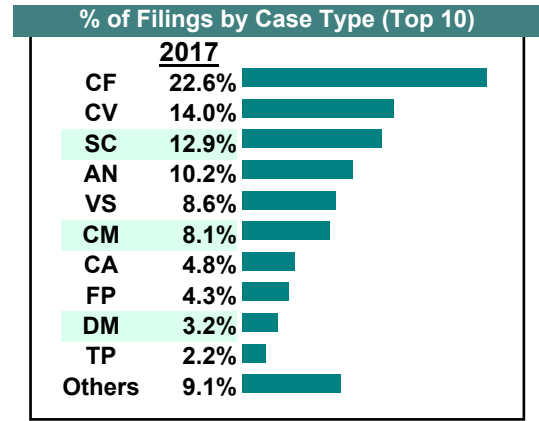
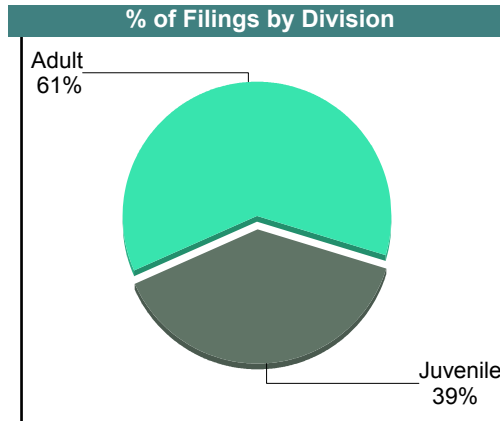

Staunton

District: 25

		Filings	Hearings	Transactions	Concluded	Cont
<b>Adult</b>						
Bond Forfeiture	BF	1	6	6	4	2
Capias	CA	9	28	28	8	20
Felony	CF	42	82	82	7	75
Misdemeanor	CM	15	76	76	33	43
Family Abuse - Prot Order	FP	8	21	21	8	13
Motion - Prot Order	MP	1	1	1	1	-
Violation of PO	PV	1	1	1	1	-
Show Cause	SC	19	66	66	27	39
SL/Other	SL	2	2	2	2	-
Civil Support	VS	16	28	28	15	13
<b>Adult Total</b>		<b>114</b>	<b>311</b>	<b>311</b>	<b>106</b>	<b>205</b>

<b>Juvenile</b>						
Abuse or Neglect	AN	19	64	64	0	64
Child in Need of Services	CS	1	3	3	2	1
Custody Visitation	CV	26	57	57	29	28
Felony	DF	1	4	4	2	2
Misdemeanor	DM	6	18	18	9	9
Foster Care Review	FC	3	3	3	3	-
Motion - Prot Order	MP	2	2	2	2	-
Permanency	PH	1	1	1	1	-
Petition	PT	0	3	3	2	1
Show Cause	SC	5	5	5	2	3
Status	ST	1	3	3	1	2
Traffic	T	3	7	7	2	5
Term Parental Rights	TP	4	8	8	4	4
Truancy	TR	0	8	8	2	6
<b>Juvenile Total</b>		<b>72</b>	<b>186</b>	<b>186</b>	<b>61</b>	<b>125</b>

<b>Staunton Totals</b>		<b>186</b>	<b>497</b>	<b>497</b>	<b>167</b>	<b>330</b>
------------------------	--	------------	------------	------------	------------	------------



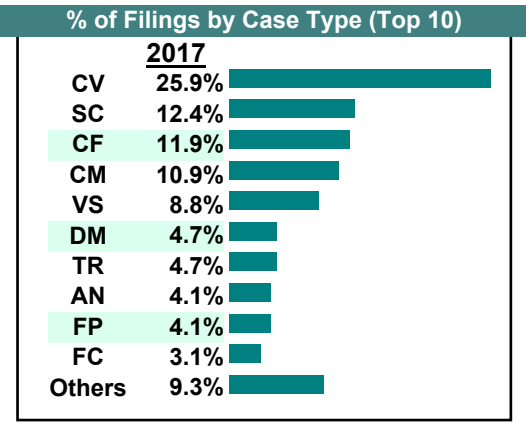
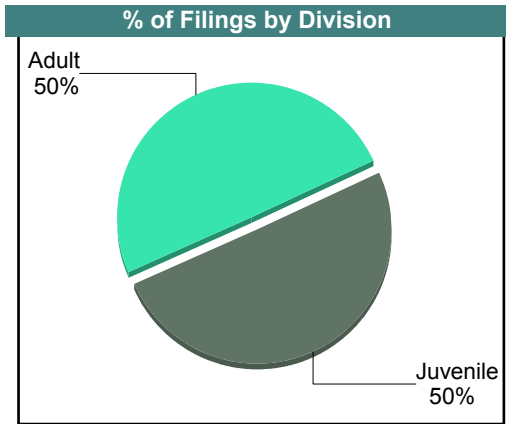
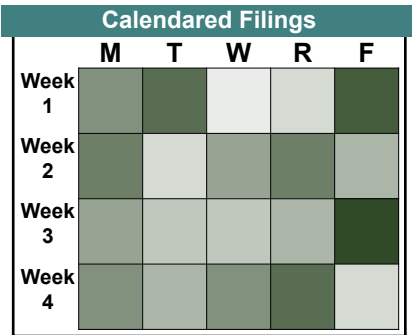
**CASELOAD STATISTICS OF THE JUVENILE & DOMESTIC RELATIONS COURTS**

**Staunton**

District: 25

April 2017

		<u>Filings</u>	<u>Hearings</u>	<u>Transactions</u>	<u>Concluded</u>	<u>Cont</u>
<b><u>Adult</u></b>						
Bond Forfeiture	BF	1	1	1	0	1
Capias	CA	5	25	25	10	15
Felony	CF	23	49	49	1	48
Misdemeanor	CM	21	45	45	12	33
Family Abuse - Prot Order	FP	8	17	17	6	11
Motion - Prot Order	MP	1	1	1	1	-
Show Cause	SC	20	59	59	24	35
Civil Support	VS	17	23	23	19	4
<b>Adult Total</b>		<b>96</b>	<b>220</b>	<b>220</b>	<b>73</b>	<b>147</b>
<b><u>Juvenile</u></b>						
Abuse or Neglect	AN	8	36	36	10	26
Custody Relief	CR	0	1	1	1	-
Child in Need of Services	CS	1	2	2	1	1
Custody Visitation	CV	50	87	87	35	52
Felony	DF	2	6	6	0	6
Misdemeanor	DM	9	33	33	7	26
Foster Care Review	FC	6	6	6	6	-
Initial Foster Care	IF	1	1	1	1	-
Motion - Prot Order	MP	4	5	5	5	-
Petition	PT	0	3	3	1	2
Show Cause	SC	4	7	7	4	3
Traffic	T	1	2	2	1	1
Term Parental Rights	TP	2	4	4	2	2
Truancy	TR	9	18	18	5	13
<b>Juvenile Total</b>		<b>97</b>	<b>211</b>	<b>211</b>	<b>79</b>	<b>132</b>
<b>Staunton Totals</b>		<b>193</b>	<b>431</b>	<b>431</b>	<b>152</b>	<b>279</b>



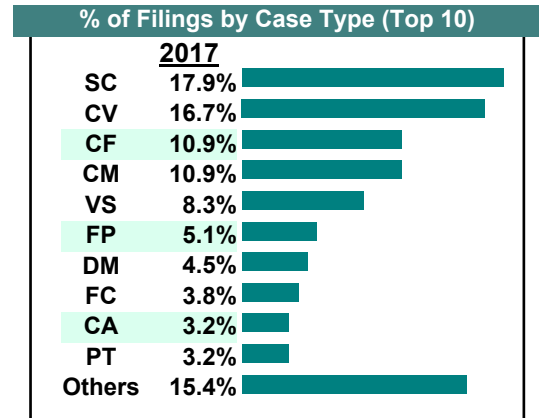
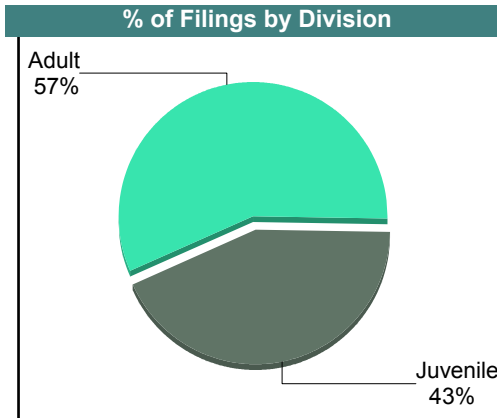
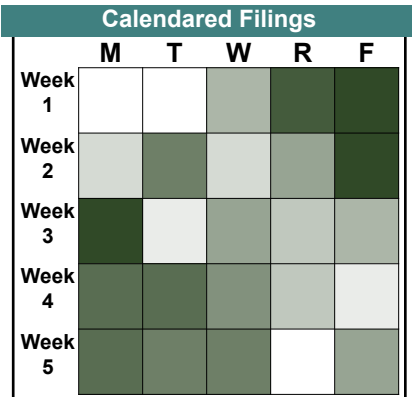
# CASELOAD STATISTICS OF THE JUVENILE & DOMESTIC RELATIONS COURTS

**Staunton**

District: 25

March 2017

		<u>Filings</u>	<u>Hearings</u>	<u>Transactions</u>	<u>Concluded</u>	<u>Cont</u>
<b><u>Adult</u></b>						
Bond Forfeiture	BF	3	3	3	1	2
Capias	CA	5	23	23	5	18
Felony	CF	17	24	24	2	22
Misdemeanor	CM	17	64	64	17	47
Family Abuse - Prot Order	FP	8	19	19	6	13
Other	OT	1	1	1	1	-
Show Cause	SC	25	68	68	22	46
Civil Support	VS	13	18	18	11	7
<b>Adult Total</b>		<b>89</b>	<b>220</b>	<b>220</b>	<b>65</b>	<b>155</b>
<b><u>Juvenile</u></b>						
Abuse or Neglect	AN	2	17	17	7	10
Custody Relief	CR	1	1	1	0	1
Custody Visitation	CV	26	87	87	53	34
Felony	DF	0	3	3	0	3
Misdemeanor	DM	7	24	24	3	21
Foster Care Review	FC	6	6	6	6	-
Initial Foster Care	IF	2	2	2	2	-
Motion - Prot Order	MP	4	4	4	3	1
Permanency	PH	1	1	1	1	-
Petition	PT	5	5	5	1	4
Show Cause	SC	3	4	4	1	3
Status	ST	2	4	4	3	1
Traffic	T	3	5	5	2	3
Term Parental Rights	TP	1	2	2	2	-
Truancy	TR	4	10	10	0	10
<b>Juvenile Total</b>		<b>67</b>	<b>175</b>	<b>175</b>	<b>84</b>	<b>91</b>
<b>Staunton Totals</b>		<b>156</b>	<b>395</b>	<b>395</b>	<b>149</b>	<b>246</b>



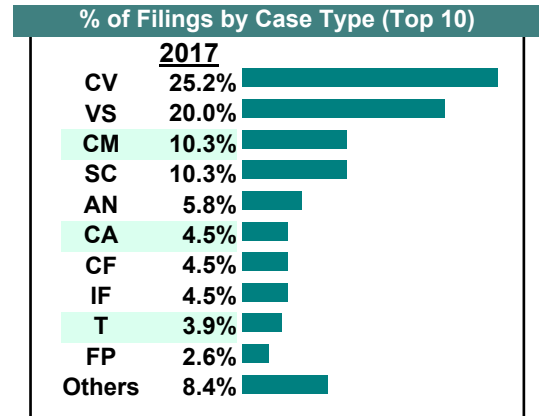
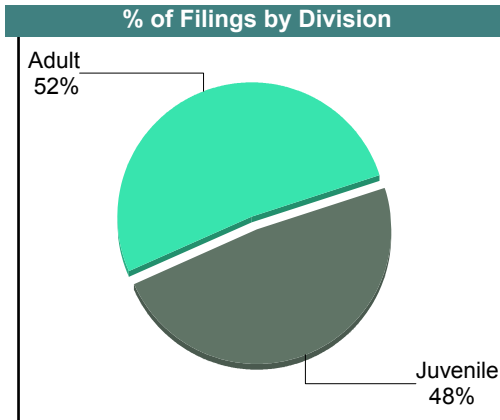
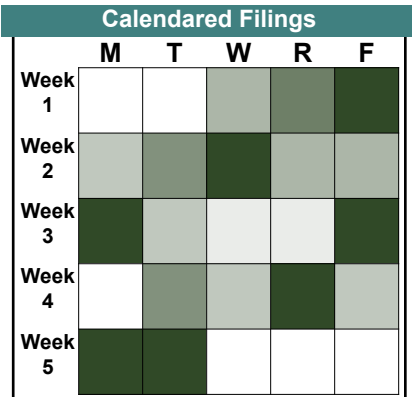
CASELOAD STATISTICS OF THE JUVENILE & DOMESTIC RELATIONS COURTS

February 2017

Staunton

District: 25

		Filings	Hearings	Transactions	Concluded	Cont
<b>Adult</b>						
Bond Forfeiture	BF	0	1	1	1	-
Capias	CA	7	14	14	5	9
Felony	CF	7	12	12	1	11
Misdemeanor	CM	16	58	58	19	39
Family Abuse - Prot Order	FP	4	14	14	7	7
Motion - Prot Order	MP	1	1	1	1	-
Other	OT	1	1	1	1	-
Show Cause	SC	13	64	64	31	33
Civil Support	VS	31	41	41	27	14
<b>Adult Total</b>		<b>80</b>	<b>206</b>	<b>206</b>	<b>93</b>	<b>113</b>
<b>Juvenile</b>						
Abuse or Neglect	AN	9	46	46	15	31
Child in Need of Services	CS	0	2	2	1	1
Custody Visitation	CV	39	63	63	43	20
Felony	DF	2	4	4	0	4
Misdemeanor	DM	3	23	23	8	15
Foster Care Review	FC	3	3	3	3	-
Initial Foster Care	IF	7	7	7	7	-
Permanency	PH	1	1	1	1	-
Petition	PT	1	2	2	0	2
Show Cause	SC	3	6	6	4	2
Status	ST	0	3	3	2	1
Traffic	T	6	11	11	6	5
Term Parental Rights	TP	0	2	2	1	1
Truancy	TR	1	4	4	1	3
<b>Juvenile Total</b>		<b>75</b>	<b>177</b>	<b>177</b>	<b>92</b>	<b>85</b>
<b>Staunton Totals</b>		<b>155</b>	<b>383</b>	<b>383</b>	<b>185</b>	<b>198</b>



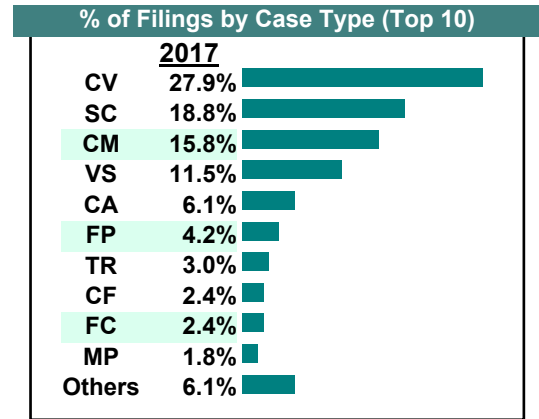
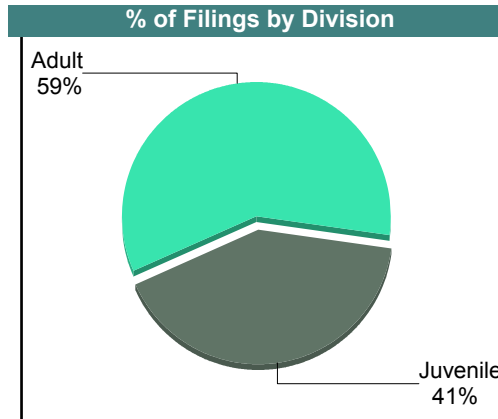

# CASELOAD STATISTICS OF THE JUVENILE & DOMESTIC RELATIONS COURTS

January 2017

**Staunton**

District: 25

		<u>Filings</u>	<u>Hearings</u>	<u>Transactions</u>	<u>Concluded</u>	<u>Cont</u>
<b><u>Adult</u></b>						
Bond Forfeiture	BF	1	1	1	1	-
Capias	CA	10	30	30	9	21
Felony	CF	4	13	13	3	10
Misdemeanor	CM	26	75	75	22	53
Family Abuse - Prot Order	FP	7	13	13	4	9
Motion - Prot Order	MP	0	1	1	1	-
Show Cause	SC	30	73	73	31	42
Civil Support	VS	19	30	30	23	7
<b>Adult Total</b>		<b>97</b>	<b>236</b>	<b>236</b>	<b>94</b>	<b>142</b>
<b><u>Juvenile</u></b>						
Abuse or Neglect	AN	1	36	36	19	17
Child in Need of Services	CS	0	3	3	1	2
Custody Visitation	CV	46	71	71	53	18
Felony	DF	0	5	5	0	5
Misdemeanor	DM	2	26	26	6	20
Foster Care Review	FC	4	4	4	4	-
Motion - Prot Order	MP	3	3	3	3	-
Show Cause	SC	1	2	2	1	1
Status	ST	2	3	3	0	3
Traffic	T	2	3	3	2	1
Term Parental Rights	TP	2	4	4	2	2
Truancy	TR	5	8	8	1	7
<b>Juvenile Total</b>		<b>68</b>	<b>168</b>	<b>168</b>	<b>92</b>	<b>76</b>
<b>Staunton Totals</b>		<b>165</b>	<b>404</b>	<b>404</b>	<b>186</b>	<b>218</b>



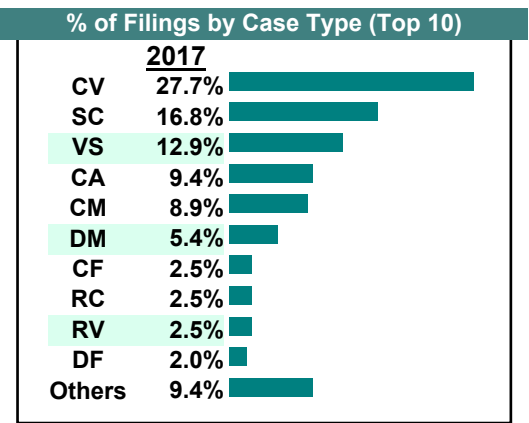
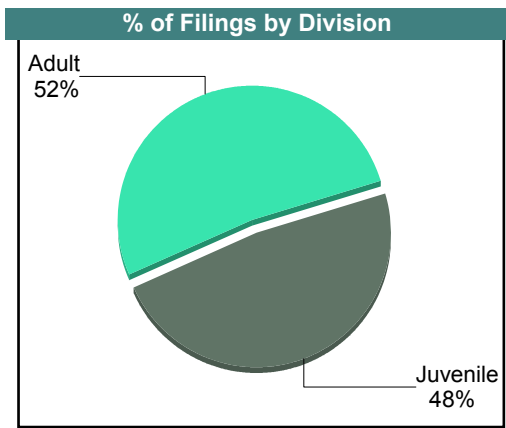
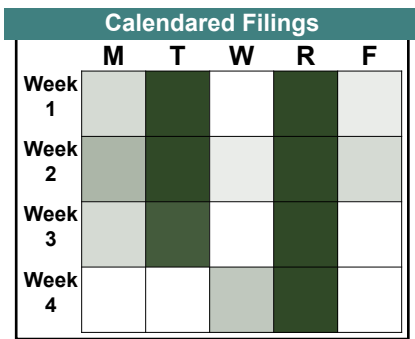
CASELOAD STATISTICS OF THE JUVENILE & DOMESTIC RELATIONS COURTS

Waynesboro

District: 25

December 2017

		Filings	Hearings	Transactions	Concluded	Cont
<b>Adult</b>						
Capias	CA	19	32	32	15	17
Felony	CF	5	11	11	6	5
Misdemeanor	CM	18	55	55	28	27
Family Abuse - Prot Order	FP	3	12	12	6	6
Remand Support	RS	2	3	3	3	-
Show Cause	SC	31	102	102	29	73
SL/Other	SL	1	1	1	1	-
Civil Support	VS	26	39	39	24	15
<b>Adult Total</b>		<b>105</b>	<b>255</b>	<b>255</b>	<b>112</b>	<b>143</b>
<b>Juvenile</b>						
Abuse or Neglect	AN	0	9	9	8	1
Custody Relief	CR	1	1	1	1	-
Child in Need of Services	CS	0	3	3	0	3
Custody Visitation	CV	56	114	114	53	61
Felony	DF	4	13	13	1	12
Misdemeanor	DM	11	62	62	11	51
Emancipation	EP	1	1	1	0	1
Initial Foster Care	IF	1	1	1	1	-
Motion - Prot Order	MP	2	5	5	3	2
Petition	PT	0	1	1	1	-
Remand Custody	RC	5	5	5	5	-
Remand Visitation	RV	5	5	5	5	-
Show Cause	SC	3	4	4	1	3
Status	ST	2	6	6	1	5
Traffic	T	0	1	1	1	-
Term Parental Rights	TP	4	8	8	4	4
Truancy	TR	2	5	5	0	5
<b>Juvenile Total</b>		<b>97</b>	<b>244</b>	<b>244</b>	<b>96</b>	<b>148</b>
<b>Waynesboro Totals</b>		<b>202</b>	<b>499</b>	<b>499</b>	<b>208</b>	<b>291</b>





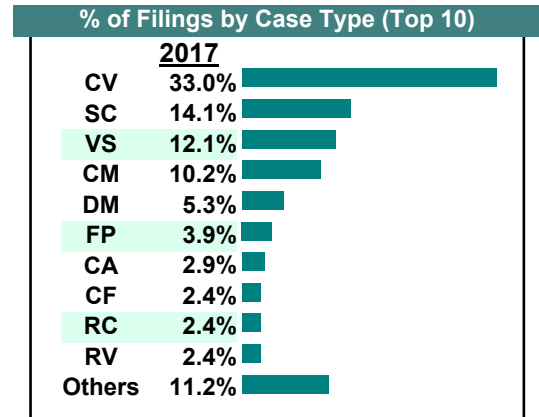
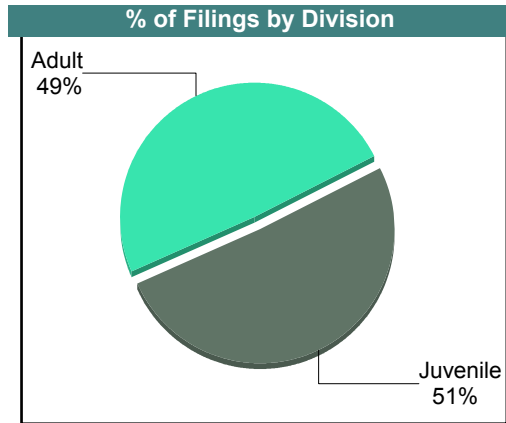
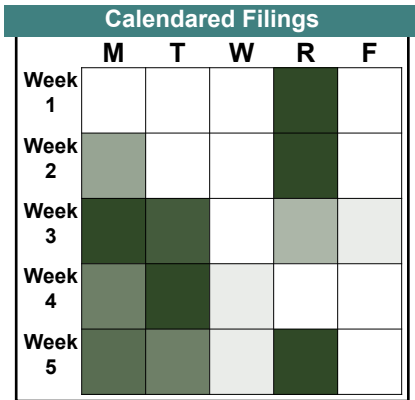
CASELOAD STATISTICS OF THE JUVENILE & DOMESTIC RELATIONS COURTS

Waynesboro

District: 25

November 2017

		Filings	Hearings	Transactions	Concluded	Cont
<b>Adult</b>						
Capias	CA	6	20	20	12	8
Felony	CF	5	12	12	7	5
Misdemeanor	CM	21	55	55	16	39
Family Abuse - Prot Order	FP	8	22	22	14	8
Motion - Prot Order	MP	3	3	3	3	-
Other	OT	1	1	1	1	-
Protective Order	PC	1	1	1	1	-
Remand Support	RS	3	3	3	3	-
Show Cause	SC	28	77	77	24	53
Civil Support	VS	25	32	32	19	13
<b>Adult Total</b>		<b>101</b>	<b>226</b>	<b>226</b>	<b>100</b>	<b>126</b>
<b>Juvenile</b>						
Abuse or Neglect	AN	1	10	10	0	10
Custody Relief	CR	0	1	1	1	-
Child in Need of Services	CS	0	2	2	1	1
Custody Visitation	CV	68	126	126	46	80
Felony	DF	3	11	11	1	10
Misdemeanor	DM	11	60	60	13	47
Foster Care Review	FC	1	1	1	1	-
Initial Foster Care	IF	1	1	1	1	-
Motion - Prot Order	MP	1	7	7	6	1
Petition	PT	2	4	4	3	1
Remand Custody	RC	5	5	5	5	-
Remand Visitation	RV	5	5	5	5	-
Show Cause	SC	1	1	1	0	1
Status	ST	2	8	8	5	3
Traffic	T	2	3	3	1	2
Truancy	TR	2	7	7	4	3
<b>Juvenile Total</b>		<b>105</b>	<b>252</b>	<b>252</b>	<b>93</b>	<b>159</b>
<b>Waynesboro Totals</b>		<b>206</b>	<b>478</b>	<b>478</b>	<b>193</b>	<b>285</b>



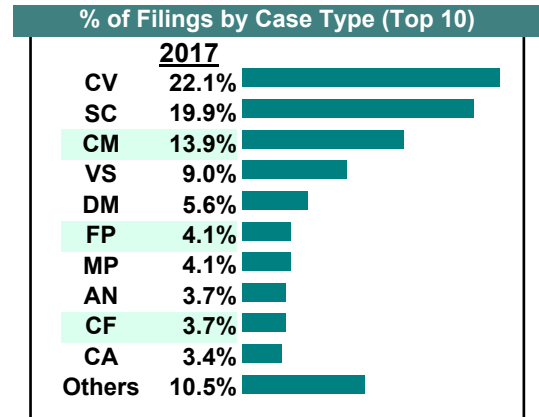
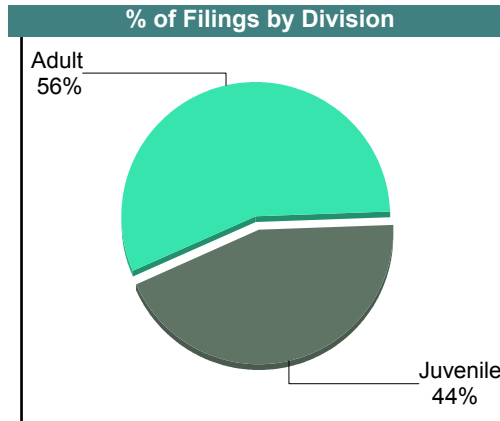
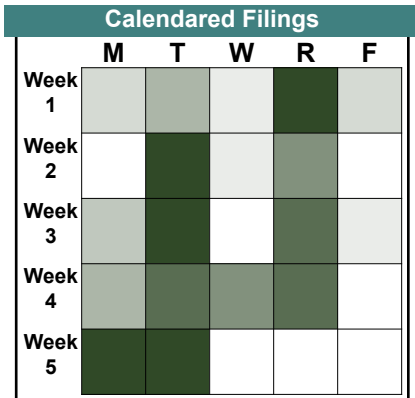
CASELOAD STATISTICS OF THE JUVENILE & DOMESTIC RELATIONS COURTS

Waynesboro

District: 25

October 2017

		<u>Filings</u>	<u>Hearings</u>	<u>Transactions</u>	<u>Concluded</u>	<u>Cont</u>
<b><u>Adult</u></b>						
Capias	CA	9	22	22	12	10
Felony	CF	10	17	17	6	11
Misdemeanor	CM	37	77	77	19	58
Family Abuse - Prot Order	FP	11	25	25	6	19
Motion - Prot Order	MP	1	1	1	1	-
Violation of PO	PV	2	2	2	2	-
Remand Support	RS	2	2	2	2	-
Show Cause	SC	53	117	117	41	76
SL/Other	SL	1	1	1	1	-
Civil Support	VS	24	41	41	24	17
<b>Adult Total</b>		<b>150</b>	<b>305</b>	<b>305</b>	<b>114</b>	<b>191</b>
<b><u>Juvenile</u></b>						
Abuse or Neglect	AN	10	28	28	4	24
Custody Relief	CR	1	2	2	0	2
Child in Need of Services	CS	2	7	7	2	5
Custody Visitation	CV	59	109	109	47	62
Felony	DF	1	6	6	2	4
Misdemeanor	DM	15	59	59	1	58
Foster Care Review	FC	1	1	1	1	-
Initial Foster Care	IF	2	2	2	2	-
Motion - Prot Order	MP	10	10	10	3	7
Petition	PT	1	6	6	2	4
Remand Custody	RC	4	4	4	4	-
Remand Visitation	RV	4	4	4	4	-
Show Cause	SC	0	1	1	1	-
Status	ST	5	11	11	1	10
Traffic	T	2	6	6	5	1
Truancy	TR	0	5	5	0	5
<b>Juvenile Total</b>		<b>117</b>	<b>261</b>	<b>261</b>	<b>79</b>	<b>182</b>
<b>Waynesboro Totals</b>		<b>267</b>	<b>566</b>	<b>566</b>	<b>193</b>	<b>373</b>



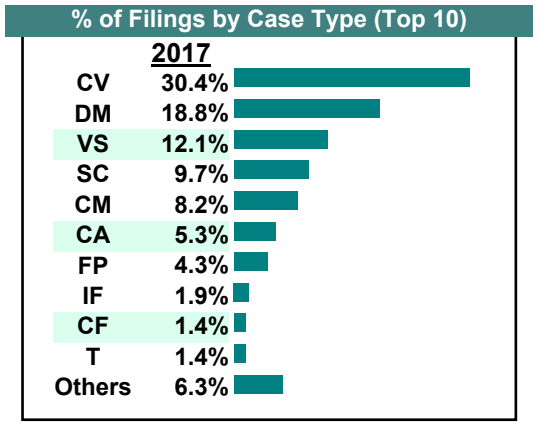
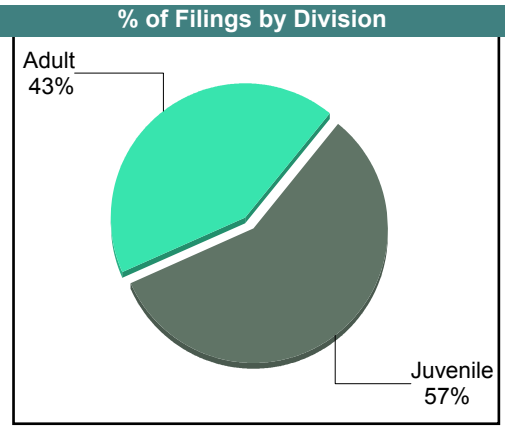

CASELOAD STATISTICS OF THE JUVENILE & DOMESTIC RELATIONS COURTS

Waynesboro

District: 25

September 2017

		Filings	Hearings	Transactions	Concluded	Cont
<b>Adult</b>						
Capias	CA	11	30	30	11	19
Felony	CF	3	7	7	5	2
Misdemeanor	CM	17	47	47	9	38
Family Abuse - Prot Order	FP	9	13	13	5	8
Motion - Prot Order	MP	2	2	2	2	-
Remand Support	RS	1	1	1	1	-
Show Cause	SC	20	72	72	19	53
Civil Support	VS	25	38	38	26	12
<b>Adult Total</b>		<b>88</b>	<b>210</b>	<b>210</b>	<b>78</b>	<b>132</b>
<b>Juvenile</b>						
Abuse or Neglect	AN	0	10	10	8	2
Child in Need of Services	CS	0	3	3	1	2
Custody Visitation	CV	63	123	123	70	53
Felony	DF	1	7	7	2	5
Misdemeanor	DM	39	82	82	9	73
Foster Care Review	FC	2	2	2	2	-
Initial Foster Care	IF	4	4	4	4	-
Petition	PT	1	4	4	2	2
Remand Custody	RC	1	1	1	1	-
Remand Visitation	RV	1	1	1	1	-
Show Cause	SC	0	2	2	1	1
Status	ST	2	4	4	1	3
Traffic	T	3	9	9	5	4
Truancy	TR	1	9	9	3	6
Voluntary Continuing Services Agreement	VA	1	1	1	1	-
<b>Juvenile Total</b>		<b>119</b>	<b>262</b>	<b>262</b>	<b>111</b>	<b>151</b>
<b>Waynesboro Totals</b>		<b>207</b>	<b>472</b>	<b>472</b>	<b>189</b>	<b>283</b>



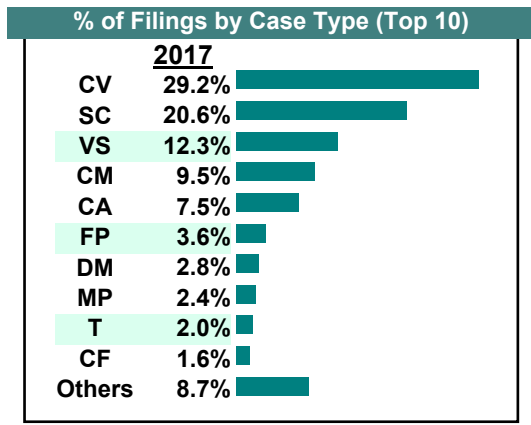
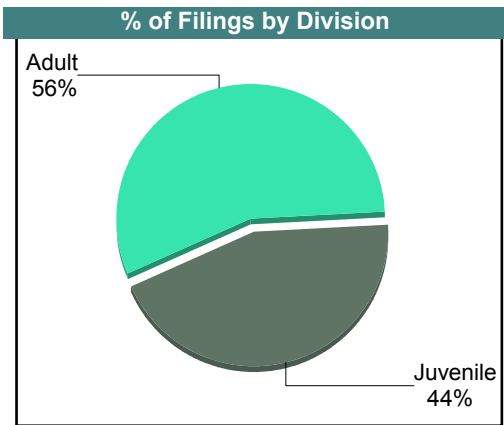

CASELOAD STATISTICS OF THE JUVENILE & DOMESTIC RELATIONS COURTS

Waynesboro

District: 25

August 2017

		Filings	Hearings	Transactions	Concluded	Cont
<b>Adult</b>						
Capias	CA	19	26	26	4	22
Felony	CF	4	45	45	36	9
Misdemeanor	CM	24	57	57	19	38
Family Abuse - Prot Order	FP	9	28	28	12	16
Motion - Prot Order	MP	0	1	1	1	-
Remand Support	RS	3	3	3	3	-
Show Cause	SC	51	107	107	38	69
Civil Support	VS	31	54	54	34	20
<b>Adult Total</b>		<b>141</b>	<b>321</b>	<b>321</b>	<b>147</b>	<b>174</b>
<b>Juvenile</b>						
Abuse or Neglect	AN	2	13	13	1	12
Capias	CA	0	2	2	2	-
Custody Relief	CR	1	1	1	1	-
Child in Need of Services	CS	2	4	4	0	4
Custody Visitation	CV	74	137	137	66	71
Felony	DF	0	15	15	5	10
Misdemeanor	DM	7	37	37	7	30
Foster Care Review	FC	4	4	4	4	-
Initial Foster Care	IF	1	1	1	1	-
Motion - Prot Order	MP	6	8	8	6	2
Permanency	PH	2	2	2	2	-
Petition	PT	0	3	3	1	2
Remand Custody	RC	3	3	3	3	-
Remand Visitation	RV	3	3	3	3	-
Show Cause	SC	1	2	2	0	2
Status	ST	1	6	6	2	4
Traffic	T	5	6	6	2	4
Truancy	TR	0	3	3	0	3
<b>Juvenile Total</b>		<b>112</b>	<b>250</b>	<b>250</b>	<b>106</b>	<b>144</b>
<b>Waynesboro Totals</b>		<b>253</b>	<b>571</b>	<b>571</b>	<b>253</b>	<b>318</b>



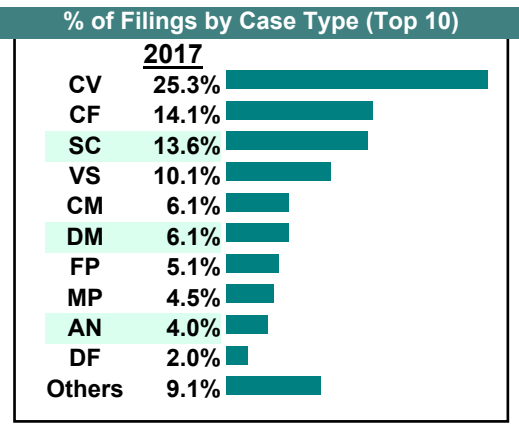
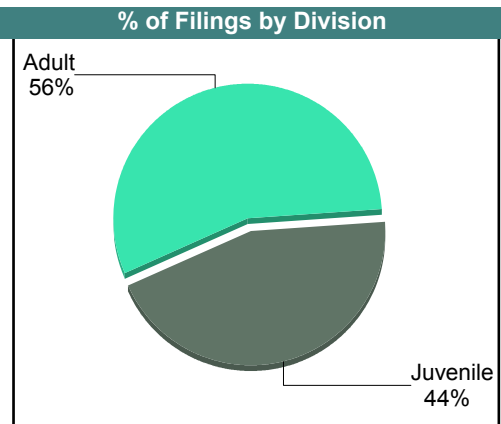

**CASELOAD STATISTICS OF THE JUVENILE & DOMESTIC RELATIONS COURTS**

July 2017

**Waynesboro**

District: 25

		<u>Filings</u>	<u>Hearings</u>	<u>Transactions</u>	<u>Concluded</u>	<u>Cont</u>
<b><u>Adult</u></b>						
Capias	CA	3	8	8	6	2
Felony	CF	28	42	42	8	34
Misdemeanor	CM	12	36	36	8	28
Family Abuse - Prot Order	FP	10	19	19	5	14
Motion - Prot Order	MP	7	7	7	6	1
Violation of PO	PV	1	1	1	1	-
Remand Support	RS	1	1	1	1	-
Show Cause	SC	26	80	80	36	44
SL/Other	SL	2	2	2	2	-
Civil Support	VS	20	37	37	19	18
<b>Adult Total</b>		<b>110</b>	<b>233</b>	<b>233</b>	<b>92</b>	<b>141</b>
<b><u>Juvenile</u></b>						
Abuse or Neglect	AN	8	27	27	10	17
Capias	CA	0	2	2	0	2
Child in Need of Services	CS	0	2	2	0	2
Custody Visitation	CV	50	86	86	42	44
Felony	DF	4	13	13	0	13
Misdemeanor	DM	12	92	92	6	86
Emancipation	EP	0	1	1	1	-
Foster Care Review	FC	2	2	2	2	-
Motion - Prot Order	MP	2	2	2	2	-
Permanency	PH	1	1	1	1	-
Petition	PT	1	3	3	0	3
Remand Custody	RC	1	1	1	1	-
Remand Visitation	RV	1	1	1	1	-
Show Cause	SC	1	4	4	1	3
Status	ST	2	5	5	1	4
Traffic	T	3	7	7	2	5
Truancy	TR	0	1	1	0	1
<b>Juvenile Total</b>		<b>88</b>	<b>250</b>	<b>250</b>	<b>70</b>	<b>180</b>
<b>Waynesboro Totals</b>		<b>198</b>	<b>483</b>	<b>483</b>	<b>162</b>	<b>321</b>



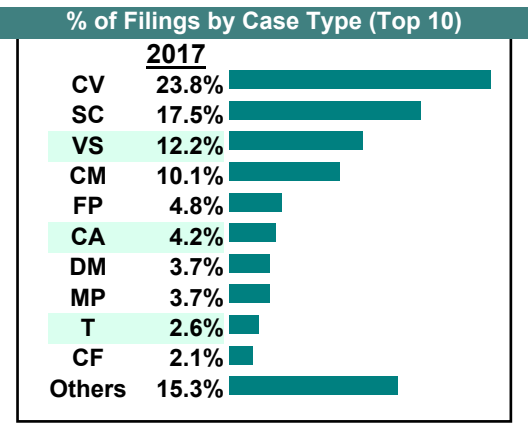
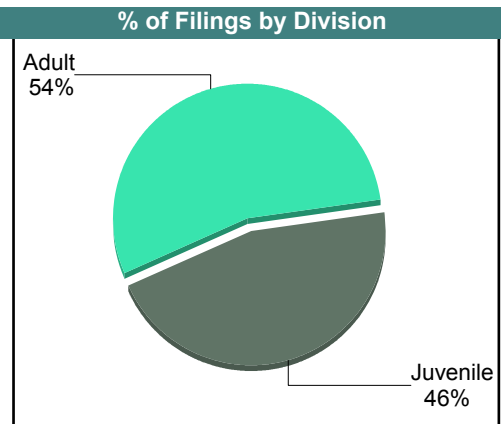

**CASELOAD STATISTICS OF THE JUVENILE & DOMESTIC RELATIONS COURTS**

**Waynesboro**

District: 25

June 2017

		<u>Filings</u>	<u>Hearings</u>	<u>Transactions</u>	<u>Concluded</u>	<u>Cont</u>
<b><u>Adult</u></b>						
Capias	CA	6	17	17	13	4
Felony	CF	4	13	13	2	11
Misdemeanor	CM	19	70	70	31	39
Family Abuse - Prot Order	FP	9	17	17	9	8
Motion - Prot Order	MP	5	6	6	6	-
Violation of PO	PV	2	2	2	2	-
Show Cause	SC	31	99	99	32	67
SL/Other	SL	4	5	5	4	1
Civil Support	VS	23	38	38	24	14
<b>Adult Total</b>		<b>103</b>	<b>267</b>	<b>267</b>	<b>123</b>	<b>144</b>
<b><u>Juvenile</u></b>						
Abuse or Neglect	AN	1	12	12	0	12
Capias	CA	2	4	4	1	3
Custody Relief	CR	0	1	1	1	-
Child in Need of Services	CS	2	2	2	1	1
Custody Visitation	CV	45	104	104	49	55
Felony	DF	1	11	11	1	10
Misdemeanor	DM	7	33	33	4	29
Emancipation	EP	0	1	1	0	1
Foster Care Review	FC	3	3	3	3	-
Initial Foster Care	IF	3	3	3	3	-
Motion - Prot Order	MP	2	2	2	2	-
Permanency	PH	3	3	3	3	-
Petition	PT	2	6	6	1	5
Show Cause	SC	2	4	4	3	1
Status	ST	1	7	7	5	2
Traffic	T	5	10	11	8	3
Term Parental Rights	TP	3	3	3	3	-
Truancy	TR	4	9	9	4	5
<b>Juvenile Total</b>		<b>86</b>	<b>218</b>	<b>219</b>	<b>92</b>	<b>127</b>
<b>Waynesboro Totals</b>		<b>189</b>	<b>485</b>	<b>486</b>	<b>215</b>	<b>271</b>



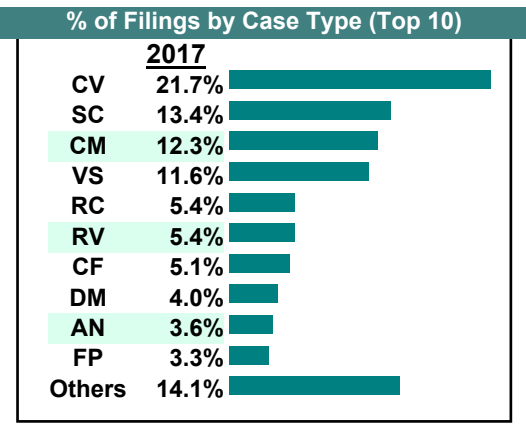
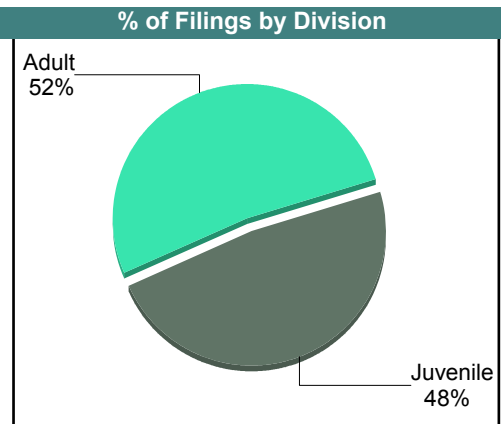

**CASELOAD STATISTICS OF THE JUVENILE & DOMESTIC RELATIONS COURTS**

May 2017

**Waynesboro**

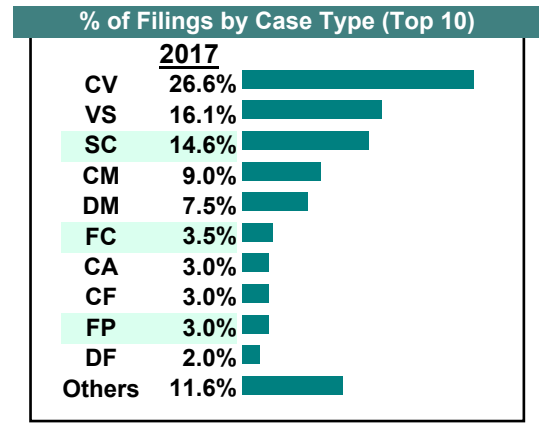
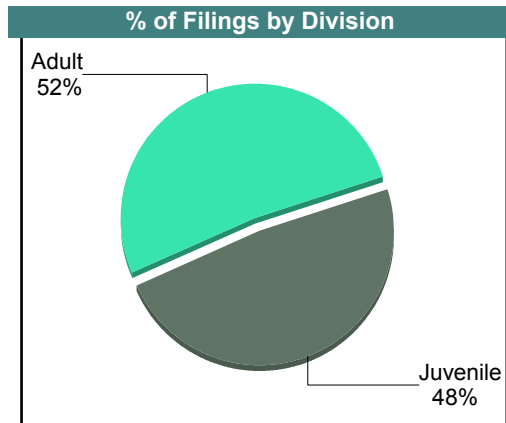
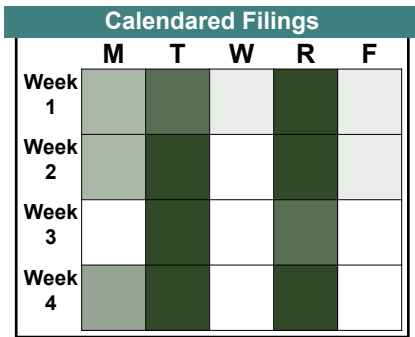
District: 25

		<u>Filings</u>	<u>Hearings</u>	<u>Transactions</u>	<u>Concluded</u>	<u>Cont</u>
<b><u>Adult</u></b>						
Capias	CA	6	17	17	7	10
Felony	CF	14	23	23	7	16
Misdemeanor	CM	34	76	76	13	63
Family Abuse - Prot Order	FP	9	20	20	9	11
Motion - Prot Order	MP	4	4	4	4	-
Other	OT	1	1	1	1	-
Remand Support	RS	6	6	6	6	-
Show Cause	SC	35	82	82	31	51
SL/Other	SL	2	2	2	2	-
Civil Support	VS	32	41	41	23	18
<b>Adult Total</b>		<b>143</b>	<b>272</b>	<b>272</b>	<b>103</b>	<b>169</b>
<b><u>Juvenile</u></b>						
Abuse or Neglect	AN	10	20	20	0	20
Child in Need of Services	CS	0	2	2	0	2
Custody Visitation	CV	60	91	91	44	47
Felony	DF	2	10	10	1	9
Misdemeanor	DM	11	45	45	6	39
Emancipation	EP	1	1	1	1	-
Foster Care Review	FC	4	4	4	4	-
Juv Support	JS	1	1	1	1	-
Motion - Prot Order	MP	1	2	2	1	1
Permanency	PH	3	3	3	3	-
Petition	PT	2	2	2	2	-
Remand Custody	RC	15	15	15	15	-
Remand Visitation	RV	15	15	15	15	-
Show Cause	SC	2	3	3	1	2
Status	ST	2	4	4	1	3
Traffic	T	2	6	6	3	3
Truancy	TR	2	4	4	3	1
<b>Juvenile Total</b>		<b>133</b>	<b>228</b>	<b>228</b>	<b>101</b>	<b>127</b>
<b>Waynesboro Totals</b>		<b>276</b>	<b>500</b>	<b>500</b>	<b>204</b>	<b>296</b>



April 2017

		Filings	Hearings	Transactions	Concluded	Cont
<b>Adult</b>						
Capias	CA	6	19	19	10	9
Felony	CF	6	11	11	3	8
Misdemeanor	CM	18	36	36	9	27
Family Abuse - Prot Order	FP	6	13	13	3	10
Motion - Prot Order	MP	4	5	5	5	-
Remand Support	RS	1	1	1	1	-
Show Cause	SC	29	86	86	30	56
SL/Other	SL	1	2	2	2	-
Civil Support	VS	32	41	41	30	11
<b>Adult Total</b>		<b>103</b>	<b>214</b>	<b>214</b>	<b>93</b>	<b>121</b>
<b>Juvenile</b>						
Abuse or Neglect	AN	0	2	2	2	-
Custody Relief	CR	1	2	2	1	1
Child in Need of Services	CS	0	3	3	0	3
Custody Visitation	CV	53	96	96	68	28
Felony	DF	4	17	17	5	12
Misdemeanor	DM	15	29	29	7	22
Foster Care Review	FC	7	7	7	7	-
Initial Foster Care	IF	2	2	2	2	-
Motion - Prot Order	MP	0	1	1	1	-
Permanency	PH	2	2	2	2	-
Petition	PT	3	10	10	6	4
Show Cause	SC	0	1	1	0	1
Status	ST	3	10	10	5	5
Traffic	T	4	5	5	1	4
Term Parental Rights	TP	0	2	2	2	-
Truancy	TR	2	7	7	2	5
<b>Juvenile Total</b>		<b>96</b>	<b>196</b>	<b>196</b>	<b>111</b>	<b>85</b>
<b>Waynesboro Totals</b>		<b>199</b>	<b>410</b>	<b>410</b>	<b>204</b>	<b>206</b>





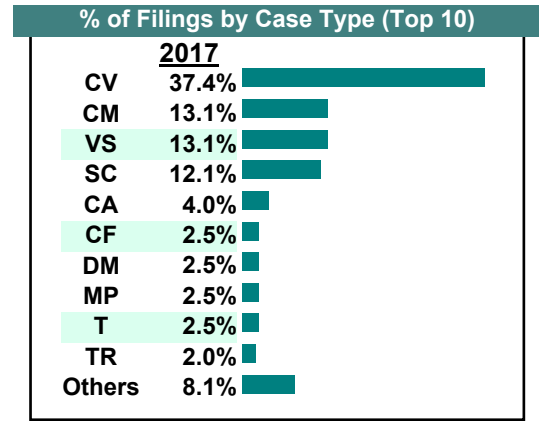
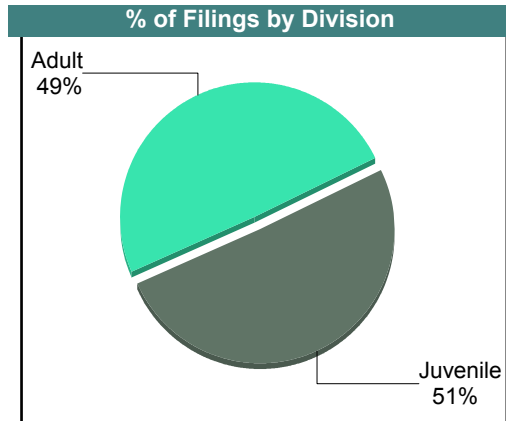
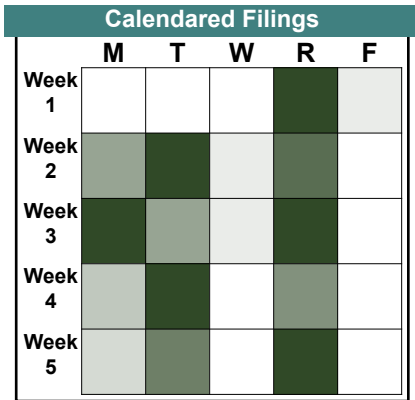
CASELOAD STATISTICS OF THE JUVENILE & DOMESTIC RELATIONS COURTS

Waynesboro

District: 25

March 2017

		<u>Filings</u>	<u>Hearings</u>	<u>Transactions</u>	<u>Concluded</u>	<u>Cont</u>
<b><u>Adult</u></b>						
Capias	CA	8	21	21	11	10
Felony	CF	5	38	38	29	9
Misdemeanor	CM	26	55	55	22	33
Family Abuse - Prot Order	FP	2	9	9	5	4
Motion - Prot Order	MP	2	3	3	2	1
Violation of PO	PV	1	1	1	1	-
Remand Support	RS	3	3	3	3	-
Show Cause	SC	24	83	83	39	44
SL/Other	SL	1	1	1	1	-
Civil Support	VS	26	39	39	27	12
<b>Adult Total</b>		<b>98</b>	<b>253</b>	<b>253</b>	<b>140</b>	<b>113</b>
<b><u>Juvenile</u></b>						
Abuse or Neglect	AN	0	4	4	2	2
Capias	CA	0	2	2	0	2
Custody Relief	CR	0	1	1	0	1
Child in Need of Services	CS	0	1	1	0	1
Custody Visitation	CV	74	121	121	79	42
Felony	DF	1	7	7	0	7
Misdemeanor	DM	5	14	14	1	13
Foster Care Review	FC	2	2	2	2	-
Motion - Prot Order	MP	3	5	5	3	2
Petition	PT	0	2	2	0	2
Remand Custody	RC	2	2	2	2	-
Remand Visitation	RV	2	2	2	2	-
Show Cause	SC	0	1	1	0	1
Status	ST	2	11	11	2	9
Traffic	T	5	8	8	3	5
Truancy	TR	4	8	8	2	6
<b>Juvenile Total</b>		<b>100</b>	<b>191</b>	<b>191</b>	<b>98</b>	<b>93</b>
<b>Waynesboro Totals</b>		<b>198</b>	<b>444</b>	<b>444</b>	<b>238</b>	<b>206</b>



CASELOAD STATISTICS OF THE JUVENILE & DOMESTIC RELATIONS COURTS

February 2017

Waynesboro

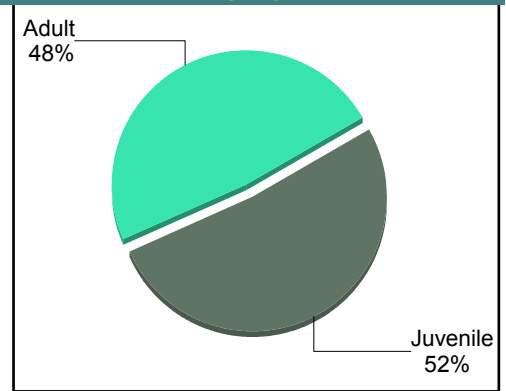
District: 25

		<u>Filings</u>	<u>Hearings</u>	<u>Transactions</u>	<u>Concluded</u>	<u>Cont</u>
<b>Adult</b>						
Capias	CA	15	26	26	11	15
Felony	CF	4	35	35	8	27
Misdemeanor	CM	20	40	40	14	26
Family Abuse - Prot Order	FP	9	16	16	6	10
Motion - Prot Order	MP	1	2	2	1	1
Remand Support	RS	2	2	2	2	-
Show Cause	SC	30	66	66	18	48
SL/Other	SL	2	2	2	2	-
Civil Support	VS	15	29	29	24	5
<b>Adult Total</b>		<b>98</b>	<b>218</b>	<b>218</b>	<b>86</b>	<b>132</b>
<b>Juvenile</b>						
Abuse or Neglect	AN	6	10	10	4	6
Capias	CA	1	1	1	0	1
Child in Need of Services	CS	3	6	6	2	4
Custody Visitation	CV	59	92	92	56	36
Felony	DF	9	24	24	4	20
Misdemeanor	DM	3	17	17	1	16
Foster Care Review	FC	4	4	4	4	-
Petition	PT	1	1	1	0	1
Remand Custody	RC	5	5	5	5	-
Remand Visitation	RV	5	5	5	5	-
Show Cause	SC	2	2	2	0	2
Status	ST	4	8	8	0	8
Traffic	T	1	4	4	3	1
Term Parental Rights	TP	1	1	1	1	-
Truancy	TR	1	6	6	2	4
<b>Juvenile Total</b>		<b>105</b>	<b>186</b>	<b>186</b>	<b>87</b>	<b>99</b>
<b>Waynesboro Totals</b>		<b>203</b>	<b>404</b>	<b>404</b>	<b>173</b>	<b>231</b>

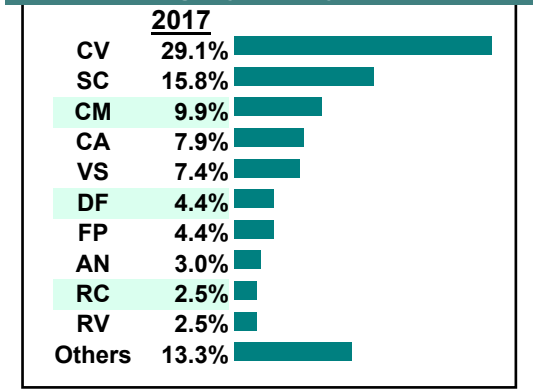
Calendared Filings

	M	T	W	R
Week 1				
Week 2				
Week 3				
Week 4				
Week 5				

% of Filings by Division



% of Filings by Case Type (Top 10)



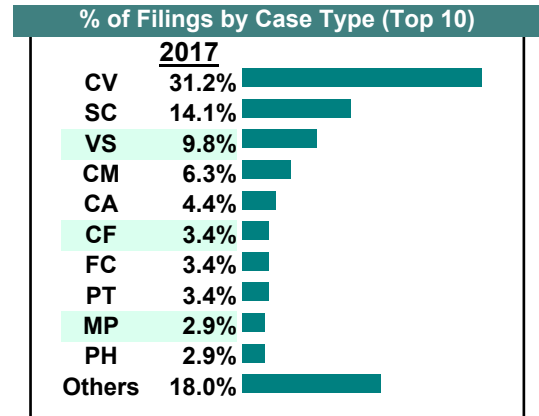
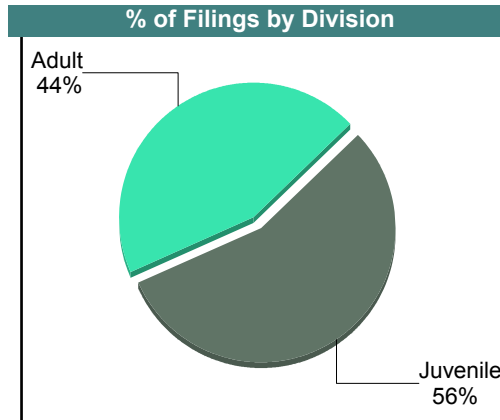
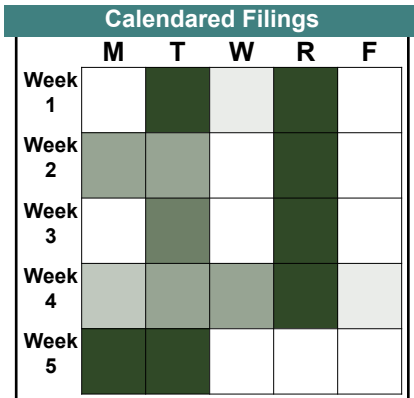
**CASELOAD STATISTICS OF THE JUVENILE & DOMESTIC RELATIONS COURTS**

**Waynesboro**

District: 25

January 2017

		<u>Filings</u>	<u>Hearings</u>	<u>Transactions</u>	<u>Concluded</u>	<u>Cont</u>
<b><u>Adult</u></b>						
Capias	CA	9	19	19	10	9
Felony	CF	7	14	14	5	9
Misdemeanor	CM	13	47	47	19	28
Family Abuse - Prot Order	FP	5	15	15	6	9
Motion - Prot Order	MP	3	3	3	1	2
Other	OT	1	1	1	1	-
Remand Support	RS	3	3	3	3	-
Show Cause	SC	29	87	87	31	56
SL/Other	SL	1	1	1	0	1
Civil Support	VS	20	37	37	18	19
<b>Adult Total</b>		<b>91</b>	<b>227</b>	<b>227</b>	<b>94</b>	<b>133</b>
<b><u>Juvenile</u></b>						
Abuse or Neglect	AN	2	6	6	2	4
Capias	CA	0	1	1	1	-
Custody Relief	CR	2	2	2	1	1
Child in Need of Services	CS	2	3	3	0	3
Custody Visitation	CV	64	115	115	50	65
Felony	DF	1	11	11	1	10
Misdemeanor	DM	4	61	61	5	56
Foster Care Review	FC	7	7	7	7	-
Motion - Prot Order	MP	3	3	3	1	2
Permanency	PH	6	6	6	6	-
Petition	PT	7	9	9	3	6
Remand Custody	RC	5	5	5	5	-
Remand Visitation	RV	5	5	5	5	-
Status	ST	0	8	8	5	3
Traffic	T	2	4	4	2	2
Term Parental Rights	TP	2	2	2	0	2
Truancy	TR	2	8	8	1	7
<b>Juvenile Total</b>		<b>114</b>	<b>256</b>	<b>256</b>	<b>95</b>	<b>161</b>
<b>Waynesboro Totals</b>		<b>205</b>	<b>483</b>	<b>483</b>	<b>189</b>	<b>294</b>



Filings by Court & Division

	Alleghany	Augusta	Bath	Botetourt	Buena Vista	Craig	Highland	Rockbridge	Staunton	Waynesboro	Total		
A	Show Cause	205 12%	448 27%	19 1%	143 8%	60 4%	43 3%	8 0%	146 9%	225 13%	387 23%	1,684	
	Civil Support	251 15%	393 24%	26 2%	220 13%	63 4%	57 3%	10 1%	169 10%	169 10%	299 18%	1,657	
	Adult Misdemeanor	196 13%	388 25%	18 1%	170 11%	57 4%	22 1%	13 1%	201 13%	239 15%	259 17%	1,563	
	Adult Felony	67 12%	144 25%	4 1%	27 5%	15 3%	5 1%	- 0%	73 13%	140 25%	95 17%	570	
	Family Abuse - Prot Order	42 8%	181 34%	7 1%	52 10%	18 3%	7 1%	3 1%	59 11%	75 14%	90 17%	534	
	Capias	14 3%	138 34%	2 0%	7 2%	9 2%	3 1%	2 0%	30 7%	86 21%	117 29%	408	
	Remand Support	28 26%	- 0%	4 4%	26 24%	5 5%	2 2%	2 2%	14 13%	- 0%	27 25%	108	
	Motion - Prot Order	1 1%	30 32%	- 0%	9 10%	7 7%	3 3%	- 0%	5 5%	7 7%	32 34%	94	
	SL/Other	2 6%	8 22%	1 3%	2 6%	- 0%	1 3%	- 0%	2 6%	5 14%	15 42%	36	
	Other	1 3%	9 26%	- 0%	6 18%	6 18%	2 6%	- 0%	5 15%	2 6%	3 9%	34	
	Bond Forfeiture	- 0%	8 47%	- 0%	- 0%	- 0%	- 0%	- 0%	- 0%	9 53%	- 0%	17	
	Violation of PO	- 0%	1 9%	- 0%	2 18%	- 0%	- 0%	- 0%	- 0%	2 18%	6 55%	11	
	Non-Family Abuse Prot Order	2 20%	4 40%	- 0%	3 30%	- 0%	- 0%	- 0%	- 0%	1 10%	- 0%	10	
	Protective Order	- 0%	1 33%	1 33%	- 0%	- 0%	- 0%	- 0%	- 0%	- 0%	1 33%	3	
	Violation Fam Abuse PO	- 0%	- 0%	- 0%	- 0%	- 0%	- 0%	2 100%	- 0%	- 0%	- 0%	2	
	<b>Total</b>	809 12%	1,753 26%	82 1%	667 10%	240 4%	145 2%	40 1%	704 10%	960 14%	1,331 20%	6,731	
	J	Custody Visitation	463 11%	1,195 28%	74 2%	564 13%	229 5%	143 3%	23 1%	429 10%	461 11%	725 17%	4,306
		Delinquency	150 15%	205 20%	12 1%	177 17%	54 5%	24 2%	13 1%	121 12%	106 10%	171 17%	1,033
		Traffic	40 8%	158 30%	20 4%	149 28%	17 3%	12 2%	5 1%	55 10%	37 7%	34 6%	527
		Abuse or Neglect	17 4%	167 35%	1 0%	1 0%	16 3%	12 2%	12 2%	107 22%	110 23%	40 8%	483
Foster Care Review		7 3%	90 36%	- 0%	- 0%	10 4%	3 1%	3 1%	34 14%	65 26%	37 15%	249	
Status Offense/Other		34 20%	14 8%	- 0%	33 19%	16 9%	1 1%	2 1%	36 21%	10 6%	26 15%	172	
Remand Custody		40 26%	2 1%	4 3%	23 15%	4 3%	2 1%	3 2%	28 18%	- 0%	46 30%	152	
Truancy		22 16%	52 39%	1 1%	1 1%	4 3%	2 1%	- 0%	1 1%	31 23%	20 15%	134	

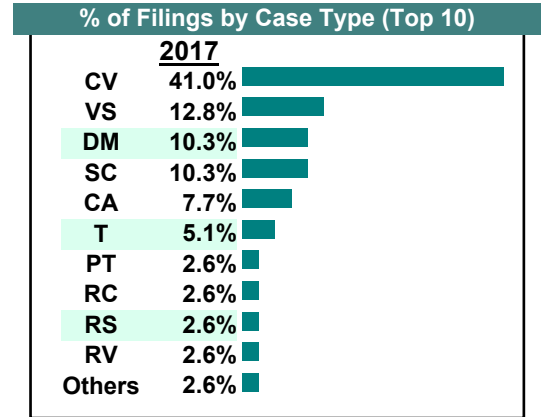
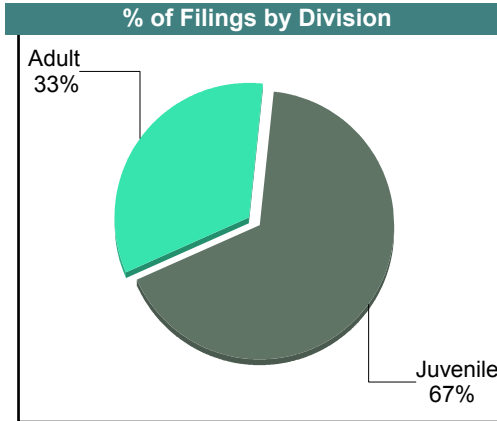
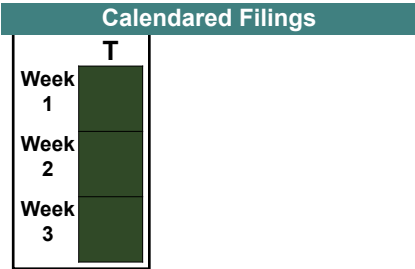
	Alleghany	Augusta	Bath	Botetourt	Buena Vista	Craig	Highland	Rockbridge	Staunton	Waynesboro	Total	
<b>J</b>	<b>Permanency</b>	20	41	-	1	10	9	2	2	23	17	<b>125</b>
		16%	33%	0%	1%	8%	7%	2%	2%	18%	14%	
	<b>Motion - Prot Order</b>	-	34	-	1	1	1	2	28	17	30	<b>114</b>
		0%	30%	0%	1%	1%	1%	2%	25%	15%	26%	
	<b>Show Cause</b>	19	42	-	3	4	-	2	8	24	12	<b>114</b>
		17%	37%	0%	3%	4%	0%	2%	7%	21%	11%	
	<b>Term Parental Rights</b>	3	52	-	1	-	7	-	3	14	10	<b>90</b>
		3%	58%	0%	1%	0%	8%	0%	3%	16%	11%	
	<b>Initial Foster Care</b>	8	23	-	-	3	6	1	1	26	14	<b>82</b>
		10%	28%	0%	0%	4%	7%	1%	1%	32%	17%	
	<b>Remand Visitation</b>	-	-	-	1	4	2	-	17	-	46	<b>70</b>
		0%	0%	0%	1%	6%	3%	0%	24%	0%	66%	
	<b>Child in Need of Services</b>	9	18	1	4	7	3	-	8	3	11	<b>64</b>
		14%	28%	2%	6%	11%	5%	0%	13%	5%	17%	
	<b>Paternity</b>	12	13	2	-	-	-	-	4	12	20	<b>63</b>
		19%	21%	3%	0%	0%	0%	0%	6%	19%	32%	
	<b>Non-Family Abuse Prot Order</b>	10	3	-	4	-	-	-	4	3	-	<b>24</b>
		42%	13%	0%	17%	0%	0%	0%	17%	13%	0%	
	<b>Custody Relief</b>	-	2	-	-	-	1	-	-	2	6	<b>11</b>
		0%	18%	0%	0%	0%	9%	0%	0%	18%	55%	
	<b>Emancipation</b>	-	6	-	-	-	-	-	-	-	2	<b>8</b>
		0%	75%	0%	0%	0%	0%	0%	0%	0%	25%	
	<b>Capias</b>	1	-	-	-	1	-	-	-	1	3	<b>6</b>
		17%	0%	0%	0%	17%	0%	0%	0%	17%	50%	
	<b>Family Abuse - Prot Order</b>	1	-	-	1	2	-	-	1	-	-	<b>5</b>
		20%	0%	0%	20%	40%	0%	0%	20%	0%	0%	
	<b>Voluntary Continuing</b>	2	-	-	2	-	-	-	-	-	1	<b>5</b>
		40%	0%	0%	40%	0%	0%	0%	0%	0%	20%	
	<b>Entrustment</b>	1	-	-	-	-	1	-	2	-	-	<b>4</b>
		25%	0%	0%	0%	0%	25%	0%	50%	0%	0%	
	<b>Child at Risk</b>	2	-	-	-	-	-	-	-	-	-	<b>2</b>
		100%	0%	0%	0%	0%	0%	0%	0%	0%	0%	
	<b>Juv Support</b>	-	-	-	-	-	-	-	-	1	1	<b>2</b>
		0%	0%	0%	0%	0%	0%	0%	0%	50%	50%	
	<b>Restricted O/L</b>	-	-	-	2	-	-	-	-	-	-	<b>2</b>
		0%	0%	0%	100%	0%	0%	0%	0%	0%	0%	
<b>Total</b>		861	2,117	115	968	382	229	68	889	946	1,272	<b>7,847</b>
		11%	27%	1%	12%	5%	3%	1%	11%	12%	16%	
<b>Total</b>		1,670	3,870	197	1,635	622	374	108	1,593	1,906	2,603	<b>14,578</b>
		11%	27%	1%	11%	4%	3%	1%	11%	13%	18%	

# CASELOAD STATISTICS OF THE JUVENILE & DOMESTIC RELATIONS COURTS

December 2017

**Clarke**  
District: 26

		<u>Filings</u>	<u>Hearings</u>	<u>Transactions</u>	<u>Concluded</u>	<u>Cont</u>
<b><u>Adult</u></b>						
Capias	CA	3	8	8	2	4
Misdemeanor	CM	0	4	4	0	4
Family Abuse - Prot Order	FP	0	2	2	0	2
Remand Support	RS	1	1	1	1	-
Show Cause	SC	4	13	13	2	8
Civil Support	VS	5	7	7	1	6
<b>Adult Total</b>		<b>13</b>	<b>35</b>	<b>35</b>	<b>6</b>	<b>24</b>
<b><u>Juvenile</u></b>						
Custody Visitation	CV	16	33	33	5	28
Misdemeanor	DM	4	6	6	0	6
Petition	PT	1	1	1	0	1
Remand Custody	RC	1	1	1	1	-
Remand Visitation	RV	1	1	1	1	-
Traffic	T	2	4	5	2	3
Voluntary Continuing Services Agreement	VA	1	1	1	1	-
<b>Juvenile Total</b>		<b>26</b>	<b>47</b>	<b>48</b>	<b>10</b>	<b>38</b>
<b>Clarke Totals</b>		<b>39</b>	<b>82</b>	<b>83</b>	<b>16</b>	<b>62</b>



# CASELOAD STATISTICS OF THE JUVENILE & DOMESTIC RELATIONS COURTS

November 2017

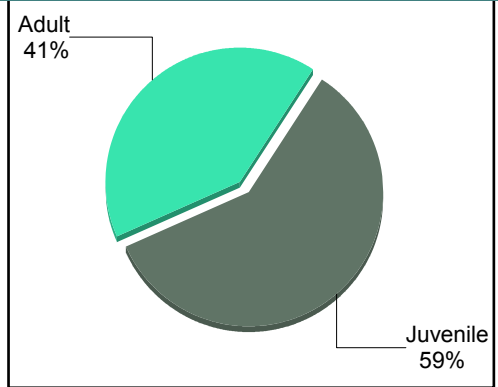
**Clarke**  
District: 26

		<u>Filings</u>	<u>Hearings</u>	<u>Transactions</u>	<u>Concluded</u>	<u>Cont</u>
<b>Adult</b>						
Capias	CA	1	2	2	0	2
Felony	CF	0	4	4	3	1
Misdemeanor	CM	4	7	7	3	4
Family Abuse - Prot Order	FP	3	4	4	1	3
Remand Support	RS	1	1	1	1	-
Show Cause	SC	10	15	15	1	14
Civil Support	VS	3	5	5	2	3
<b>Adult Total</b>		<b>22</b>	<b>38</b>	<b>38</b>	<b>11</b>	<b>27</b>
<b>Juvenile</b>						
Abuse or Neglect	AN	2	6	6	2	4
Custody Visitation	CV	14	35	35	10	25
Felony	DF	0	1	1	0	1
Misdemeanor	DM	4	10	10	4	6
Foster Care Review	FC	1	1	1	1	-
Permanency	PH	1	1	1	1	-
Remand Custody	RC	1	1	1	1	-
Child at Risk	RI	0	1	1	1	-
Remand Visitation	RV	1	1	1	1	-
Traffic	T	8	8	12	7	5
<b>Juvenile Total</b>		<b>32</b>	<b>65</b>	<b>69</b>	<b>28</b>	<b>41</b>
<b>Clarke Totals</b>		<b>54</b>	<b>103</b>	<b>107</b>	<b>39</b>	<b>68</b>

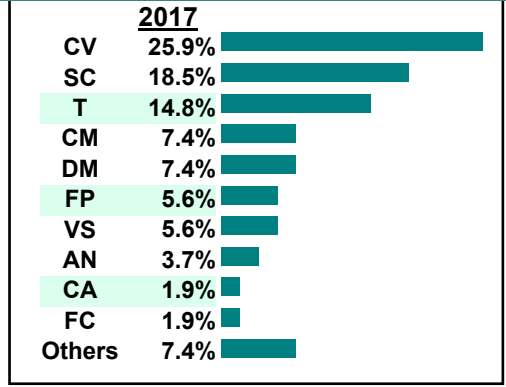
**Calendared Filings**

	M	T	R	F
Week 1				
Week 2				
Week 3				
Week 4				
Week 5				

**% of Filings by Division**



**% of Filings by Case Type (Top 10)**

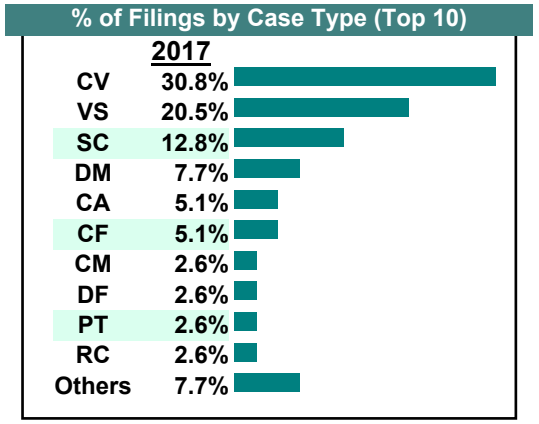
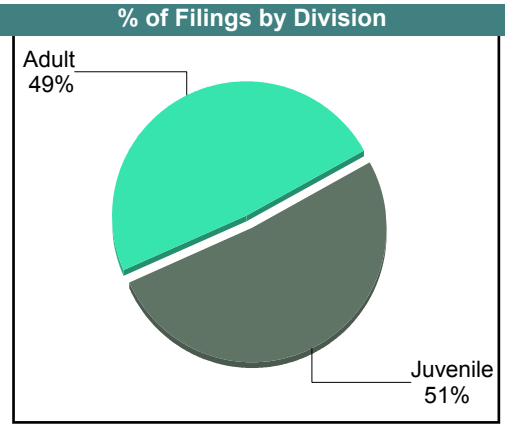
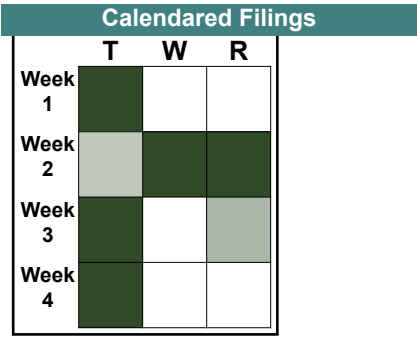


# CASELOAD STATISTICS OF THE JUVENILE & DOMESTIC RELATIONS COURTS

October 2017

**Clarke**  
District: 26

		<u>Filings</u>	<u>Hearings</u>	<u>Transactions</u>	<u>Concluded</u>	<u>Cont</u>
<b><u>Adult</u></b>						
Capias	CA	2	6	6	2	4
Felony	CF	2	2	3	1	2
Misdemeanor	CM	1	6	6	3	3
Family Abuse - Prot Order	FP	0	1	1	1	-
Remand Support	RS	1	1	1	1	-
Show Cause	SC	5	11	11	6	5
Civil Support	VS	8	16	16	5	11
<b>Adult Total</b>		<b>19</b>	<b>43</b>	<b>44</b>	<b>19</b>	<b>25</b>
<b><u>Juvenile</u></b>						
Custody Visitation	CV	12	30	30	11	19
Felony	DF	1	1	1	0	1
Misdemeanor	DM	3	9	9	4	5
Petition	PT	1	3	3	0	3
Remand Custody	RC	1	1	1	1	-
Child at Risk	RI	0	1	1	0	1
Remand Visitation	RV	1	1	1	0	-
Traffic	T	1	3	3	2	1
<b>Juvenile Total</b>		<b>20</b>	<b>49</b>	<b>49</b>	<b>18</b>	<b>30</b>
<b>Clarke Totals</b>		<b>39</b>	<b>92</b>	<b>93</b>	<b>37</b>	<b>55</b>





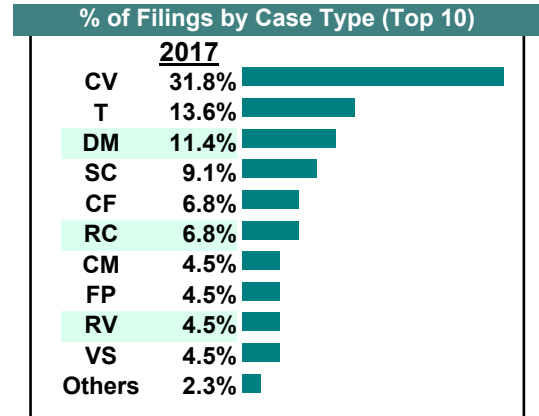
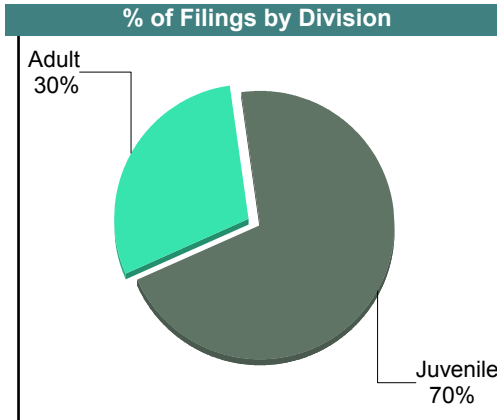
# CASELOAD STATISTICS OF THE JUVENILE & DOMESTIC RELATIONS COURTS

September 2017

**Clarke**  
District: 26

		<u>Filings</u>	<u>Hearings</u>	<u>Transactions</u>	<u>Concluded</u>	<u>Cont</u>
<b><u>Adult</u></b>						
Capias	CA	0	2	2	0	2
Felony	CF	3	3	3	0	3
Misdemeanor	CM	2	12	12	6	6
Family Abuse - Prot Order	FP	2	3	3	1	2
Show Cause	SC	4	5	5	1	4
Civil Support	VS	2	6	6	4	2
<b>Adult Total</b>		<b>13</b>	<b>31</b>	<b>31</b>	<b>12</b>	<b>19</b>
<b><u>Juvenile</u></b>						
Abuse or Neglect	AN	0	4	4	0	4
Custody Visitation	CV	14	27	27	8	19
Felony	DF	0	1	1	0	1
Misdemeanor	DM	5	18	18	5	13
Remand Custody	RC	3	3	3	3	-
Child at Risk	RI	1	1	1	0	1
Remand Visitation	RV	2	2	2	2	-
Traffic	T	6	10	11	6	5
<b>Juvenile Total</b>		<b>31</b>	<b>66</b>	<b>67</b>	<b>24</b>	<b>43</b>
<b>Clarke Totals</b>		<b>44</b>	<b>97</b>	<b>98</b>	<b>36</b>	<b>62</b>

Calendared Filings			
	T	R	F
Week 1	█		█
Week 2	█	█	
Week 3	█	█	█
Week 4	█		█



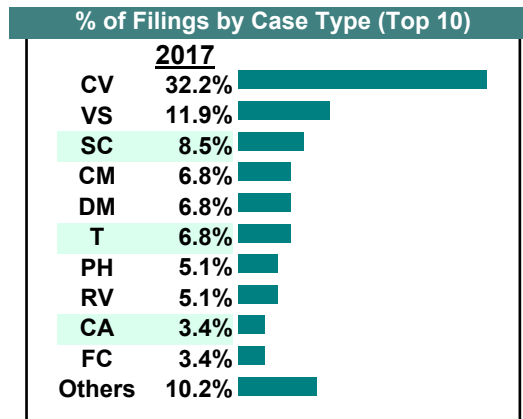
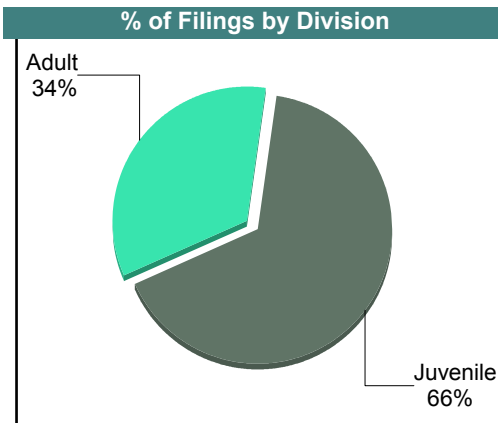
**CASELOAD STATISTICS OF THE JUVENILE & DOMESTIC RELATIONS COURTS**

**August 2017**

**Clarke**  
District: 26

		<u>Filings</u>	<u>Hearings</u>	<u>Transactions</u>	<u>Concluded</u>	<u>Cont</u>
<b><u>Adult</u></b>						
Capias	CA	2	5	5	2	3
Misdemeanor	CM	4	11	11	4	7
Family Abuse - Prot Order	FP	0	2	2	2	-
Remand Support	RS	2	2	2	2	-
Show Cause	SC	5	12	12	2	10
Civil Support	VS	7	16	16	7	9
<b>Adult Total</b>		<b>20</b>	<b>48</b>	<b>48</b>	<b>19</b>	<b>29</b>
<b><u>Juvenile</u></b>						
Custody Visitation	CV	19	53	53	29	24
Misdemeanor	DM	4	8	8	1	7
Foster Care Review	FC	2	2	2	2	-
Permanency	PH	3	3	3	3	-
Petition	PT	2	2	2	0	2
Remand Custody	RC	2	2	2	2	-
Remand Visitation	RV	3	3	3	3	-
Traffic	T	4	6	7	3	4
<b>Juvenile Total</b>		<b>39</b>	<b>79</b>	<b>80</b>	<b>43</b>	<b>37</b>
<b>Clarke Totals</b>		<b>59</b>	<b>127</b>	<b>128</b>	<b>62</b>	<b>66</b>

<b>Calendared Filings</b>					
	<b>M</b>	<b>T</b>	<b>W</b>	<b>R</b>	<b>F</b>
Week 1		█	█		█
Week 2	█	█		█	
Week 3		█	█		
Week 4		█			
Week 5		█		█	

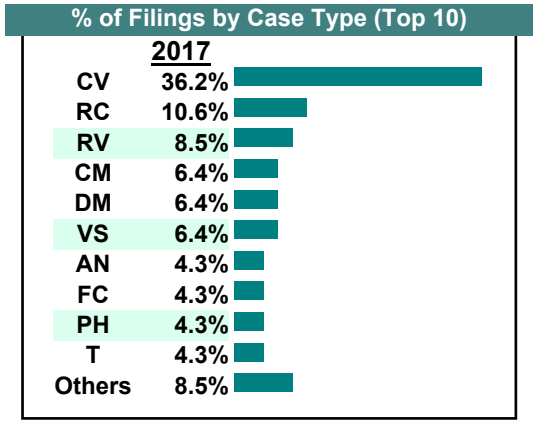
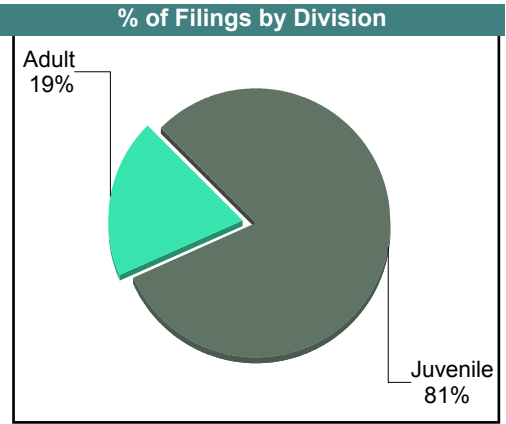



# CASELOAD STATISTICS OF THE JUVENILE & DOMESTIC RELATIONS COURTS

July 2017

**Clarke**  
District: 26

		<u>Filings</u>	<u>Hearings</u>	<u>Transactions</u>	<u>Concluded</u>	<u>Cont</u>
<b><u>Adult</u></b>						
Capias	CA	1	1	1	1	-
Felony	CF	0	1	1	1	-
Misdemeanor	CM	3	3	3	0	3
Family Abuse - Prot Order	FP	1	1	1	0	1
Remand Support	RS	1	1	1	1	-
Civil Support	VS	3	9	9	7	2
<b>Adult Total</b>		<b>9</b>	<b>16</b>	<b>16</b>	<b>10</b>	<b>6</b>
<b><u>Juvenile</u></b>						
Abuse or Neglect	AN	2	2	2	0	2
Custody Visitation	CV	17	41	41	28	11
Felony	DF	1	1	1	0	1
Misdemeanor	DM	3	8	8	4	4
Foster Care Review	FC	2	2	2	2	-
Permanency	PH	2	2	2	1	-
Remand Custody	RC	5	5	5	5	-
Remand Visitation	RV	4	4	4	4	-
Traffic	T	2	4	5	1	4
<b>Juvenile Total</b>		<b>38</b>	<b>69</b>	<b>70</b>	<b>45</b>	<b>22</b>
<b>Clarke Totals</b>		<b>47</b>	<b>85</b>	<b>86</b>	<b>55</b>	<b>28</b>

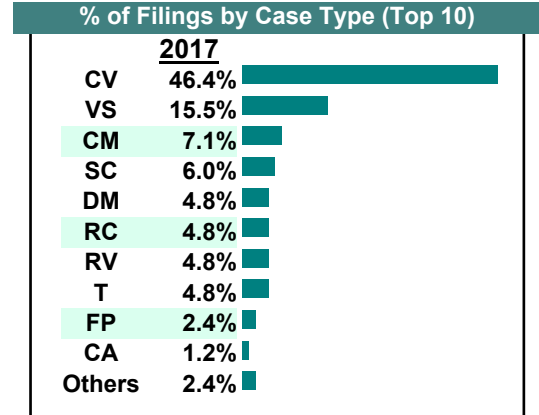
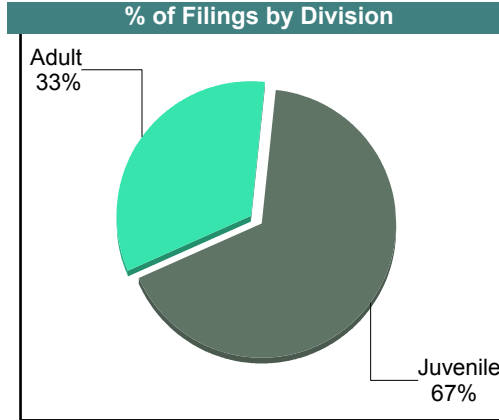
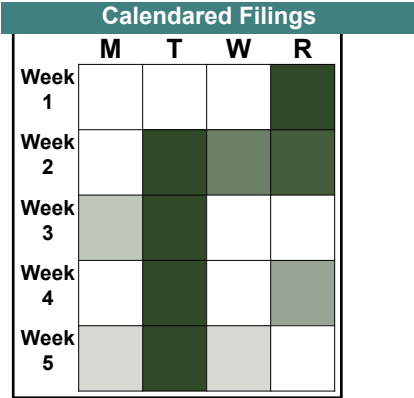


# CASELOAD STATISTICS OF THE JUVENILE & DOMESTIC RELATIONS COURTS

June 2017

**Clarke**  
District: 26

		<u>Filings</u>	<u>Hearings</u>	<u>Transactions</u>	<u>Concluded</u>	<u>Cont</u>
<b><u>Adult</u></b>						
Capias	CA	1	4	4	1	3
Misdemeanor	CM	6	18	18	8	10
Family Abuse - Prot Order	FP	2	5	5	2	3
Remand Support	RS	1	1	1	1	-
Show Cause	SC	5	10	10	4	6
Civil Support	VS	13	19	19	11	8
<b>Adult Total</b>		<b>28</b>	<b>57</b>	<b>57</b>	<b>27</b>	<b>30</b>
<b><u>Juvenile</u></b>						
Abuse or Neglect	AN	0	2	2	2	-
Custody Visitation	CV	39	89	89	42	47
Felony	DF	0	1	1	1	-
Misdemeanor	DM	4	8	8	2	6
Permanency	PH	1	1	1	1	-
Petition	PT	0	1	1	1	-
Remand Custody	RC	4	4	4	4	-
Remand Visitation	RV	4	4	4	4	-
Traffic	T	4	7	8	4	4
<b>Juvenile Total</b>		<b>56</b>	<b>117</b>	<b>118</b>	<b>61</b>	<b>57</b>
<b>Clarke Totals</b>		<b>84</b>	<b>174</b>	<b>175</b>	<b>88</b>	<b>87</b>



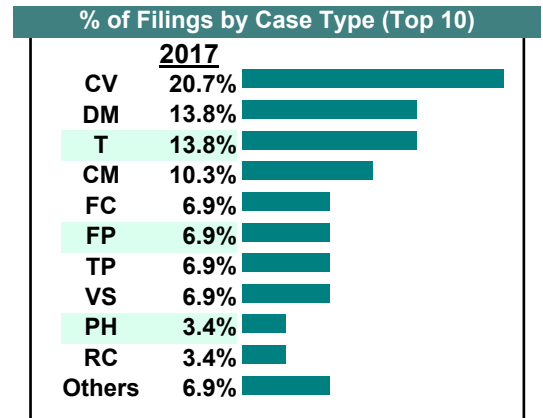
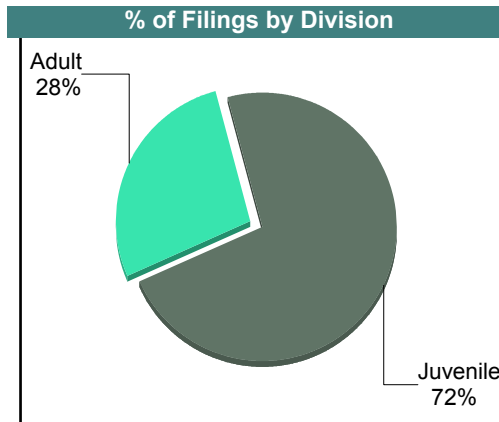
**CASELOAD STATISTICS OF THE JUVENILE & DOMESTIC RELATIONS COURTS**

May 2017

**Clarke**  
District: 26

		<u>Filings</u>	<u>Hearings</u>	<u>Transactions</u>	<u>Concluded</u>	<u>Cont</u>
<b><u>Adult</u></b>						
Capias	CA	0	1	1	0	1
Felony	CF	0	2	2	1	1
Misdemeanor	CM	3	9	9	3	6
Family Abuse - Prot Order	FP	2	5	5	1	3
Remand Support	RS	1	1	1	1	-
Show Cause	SC	0	9	9	8	1
Civil Support	VS	2	4	4	2	2
<b>Adult Total</b>		<b>8</b>	<b>31</b>	<b>31</b>	<b>16</b>	<b>14</b>
<b><u>Juvenile</u></b>						
Custody Visitation	CV	6	45	45	36	9
Felony	DF	0	3	3	3	-
Misdemeanor	DM	4	13	13	5	8
Foster Care Review	FC	2	2	2	2	-
Permanency	PH	1	2	2	2	-
Remand Custody	RC	1	1	1	1	-
Remand Visitation	RV	1	1	1	1	-
Show Cause	SC	0	1	1	1	-
Traffic	T	4	5	5	2	3
Term Parental Rights	TP	2	2	2	2	-
<b>Juvenile Total</b>		<b>21</b>	<b>75</b>	<b>75</b>	<b>55</b>	<b>20</b>
<b>Clarke Totals</b>		<b>29</b>	<b>106</b>	<b>106</b>	<b>71</b>	<b>34</b>

<b>Calendared Filings</b>				
	<b>T</b>	<b>W</b>	<b>R</b>	<b>F</b>
Week 1				
Week 2				
Week 3				
Week 4				
Week 5				

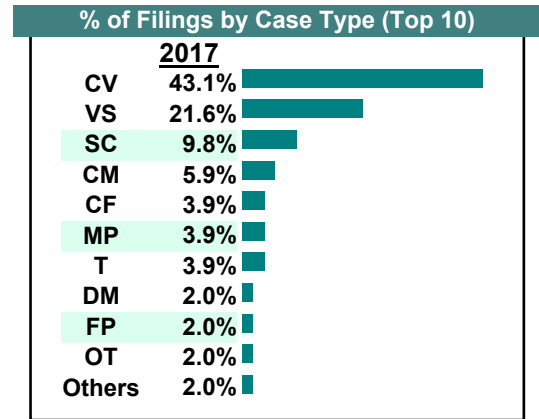
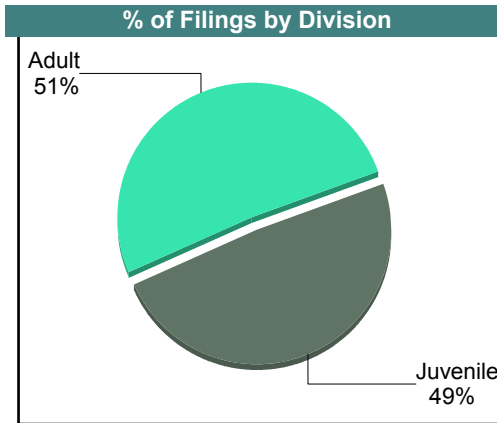
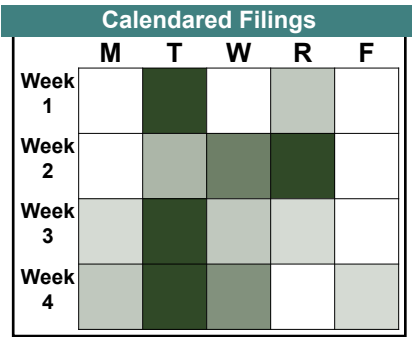


# CASELOAD STATISTICS OF THE JUVENILE & DOMESTIC RELATIONS COURTS

April 2017

**Clarke**  
District: 26

		<u>Filings</u>	<u>Hearings</u>	<u>Transactions</u>	<u>Concluded</u>	<u>Cont</u>
<b>Adult</b>						
Capias	CA	0	5	5	1	4
Felony	CF	2	4	4	0	4
Misdemeanor	CM	3	12	12	8	4
Family Abuse - Prot Order	FP	1	2	2	0	2
Motion - Prot Order	MP	2	2	2	2	-
Other	OT	1	1	1	1	-
Remand Support	RS	1	1	1	1	-
Show Cause	SC	5	7	7	3	4
Civil Support	VS	11	19	19	11	8
<b>Adult Total</b>		<b>26</b>	<b>53</b>	<b>53</b>	<b>27</b>	<b>26</b>
<b>Juvenile</b>						
Abuse or Neglect	AN	0	2	2	0	2
Custody Visitation	CV	22	51	51	34	17
Misdemeanor	DM	1	6	6	2	4
Traffic	T	2	2	4	3	1
<b>Juvenile Total</b>		<b>25</b>	<b>61</b>	<b>63</b>	<b>39</b>	<b>24</b>
<b>Clarke Totals</b>		<b>51</b>	<b>114</b>	<b>116</b>	<b>66</b>	<b>50</b>



# CASELOAD STATISTICS OF THE JUVENILE & DOMESTIC RELATIONS COURTS

March 2017

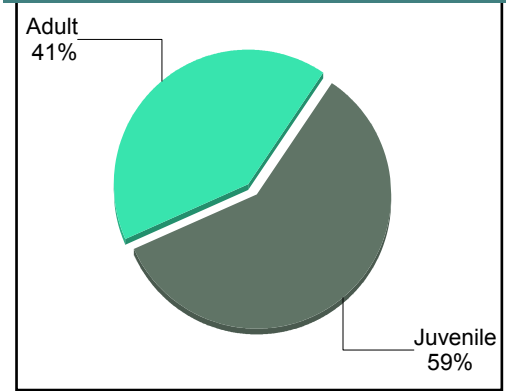
**Clarke**  
District: 26

		<u>Filings</u>	<u>Hearings</u>	<u>Transactions</u>	<u>Concluded</u>	<u>Cont</u>
<b><u>Adult</u></b>						
Capias	CA	0	2	2	1	1
Misdemeanor	CM	3	7	7	1	6
Family Abuse - Prot Order	FP	1	3	3	1	2
Remand Support	RS	1	1	1	1	-
Show Cause	SC	3	8	8	7	-
Civil Support	VS	6	9	9	3	6
<b>Adult Total</b>		<b>14</b>	<b>30</b>	<b>30</b>	<b>14</b>	<b>15</b>
<b><u>Juvenile</u></b>						
Child in Need of Services	CS	0	1	1	1	-
Custody Visitation	CV	13	37	37	12	25
Misdemeanor	DM	5	11	11	0	11
Traffic	T	2	2	3	2	1
<b>Juvenile Total</b>		<b>20</b>	<b>51</b>	<b>52</b>	<b>15</b>	<b>37</b>
<b>Clarke Totals</b>		<b>34</b>	<b>81</b>	<b>82</b>	<b>29</b>	<b>52</b>

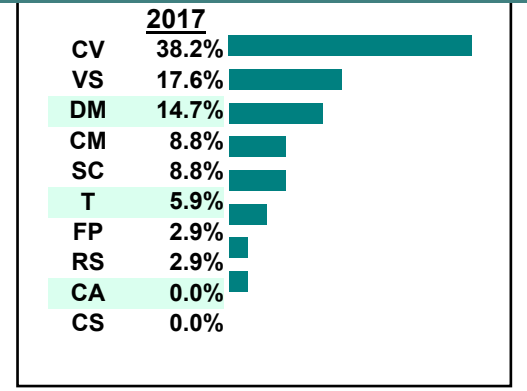
**Calendared Filings**

	<b>M</b>	<b>T</b>	<b>W</b>	<b>R</b>
Week 1				
Week 2				
Week 3				
Week 4				
Week 5				

**% of Filings by Division**



**% of Filings by Case Type (Top 10)**

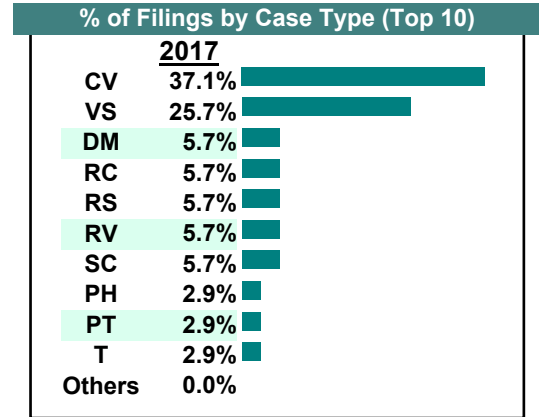
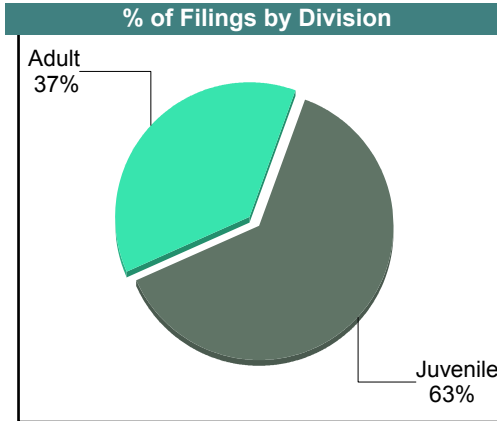
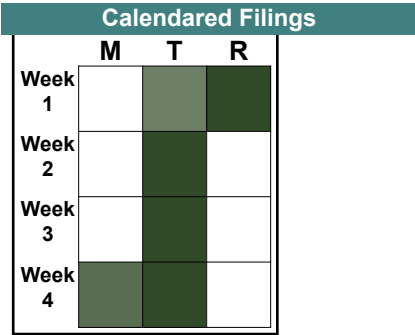


**CASELOAD STATISTICS OF THE JUVENILE & DOMESTIC RELATIONS COURTS**

February 2017

**Clarke**  
District: 26

		<u>Filings</u>	<u>Hearings</u>	<u>Transactions</u>	<u>Concluded</u>	<u>Cont</u>
<b><u>Adult</u></b>						
Capias	CA	0	2	2	0	2
Misdemeanor	CM	0	8	8	3	5
Remand Support	RS	2	2	2	2	-
Show Cause	SC	2	11	11	3	8
Civil Support	VS	9	27	27	19	8
<b>Adult Total</b>		<b>13</b>	<b>50</b>	<b>50</b>	<b>27</b>	<b>23</b>
<b><u>Juvenile</u></b>						
Abuse or Neglect	AN	0	3	3	3	-
Custody Visitation	CV	13	28	28	12	16
Misdemeanor	DM	2	4	4	1	3
Permanency	PH	1	1	1	1	-
Petition	PT	1	2	2	1	1
Remand Custody	RC	2	2	2	2	-
Remand Visitation	RV	2	2	2	2	-
Traffic	T	1	2	2	0	2
<b>Juvenile Total</b>		<b>22</b>	<b>44</b>	<b>44</b>	<b>22</b>	<b>22</b>
<b>Clarke Totals</b>		<b>35</b>	<b>94</b>	<b>94</b>	<b>49</b>	<b>45</b>



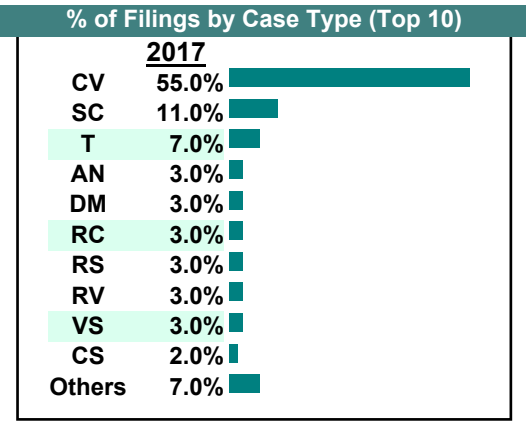
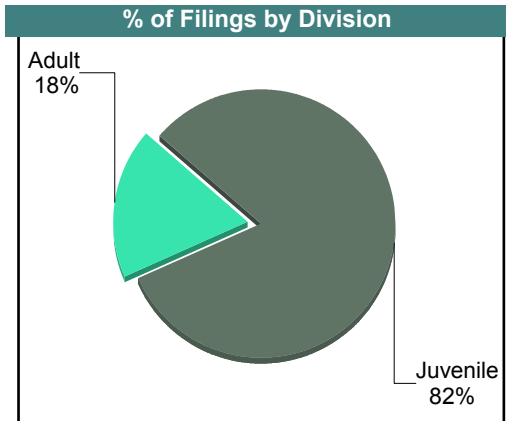



**CASELOAD STATISTICS OF THE JUVENILE & DOMESTIC RELATIONS COURTS**

January 2017

**Clarke**  
District: 26

		<u>Filings</u>	<u>Hearings</u>	<u>Transactions</u>	<u>Concluded</u>	<u>Cont</u>
<b><u>Adult</u></b>						
Felony	CF	0	1	1	1	-
Misdemeanor	CM	1	11	11	5	6
Remand Support	RS	3	3	3	3	-
Show Cause	SC	11	17	17	5	12
Civil Support	VS	3	9	9	3	3
<b>Adult Total</b>		<b>18</b>	<b>41</b>	<b>41</b>	<b>17</b>	<b>21</b>
<b><u>Juvenile</u></b>						
Abuse or Neglect	AN	3	3	3	0	3
Child in Need of Services	CS	2	2	2	1	1
Custody Visitation	CV	55	98	98	21	69
Felony	DF	1	1	1	0	1
Misdemeanor	DM	3	16	16	10	6
Foster Care Review	FC	1	1	1	1	-
Initial Foster Care	IF	1	1	1	1	-
Permanency	PH	2	2	2	2	-
Remand Custody	RC	3	3	3	3	-
Remand Visitation	RV	3	3	3	3	-
Show Cause	SC	0	3	3	2	1
Status	ST	1	1	1	1	-
Traffic	T	7	7	9	5	4
<b>Juvenile Total</b>		<b>82</b>	<b>141</b>	<b>143</b>	<b>50</b>	<b>85</b>
<b>Clarke Totals</b>		<b>100</b>	<b>182</b>	<b>184</b>	<b>67</b>	<b>106</b>



# CASELOAD STATISTICS OF THE JUVENILE & DOMESTIC RELATIONS COURTS

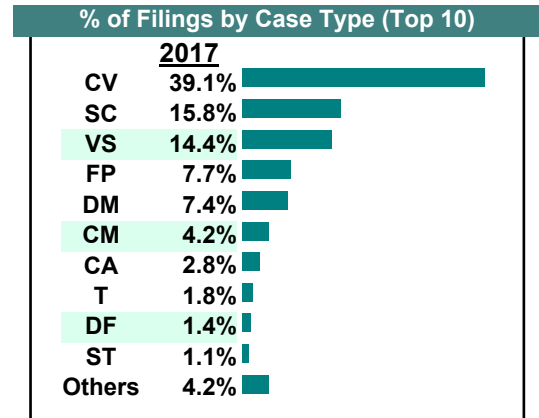
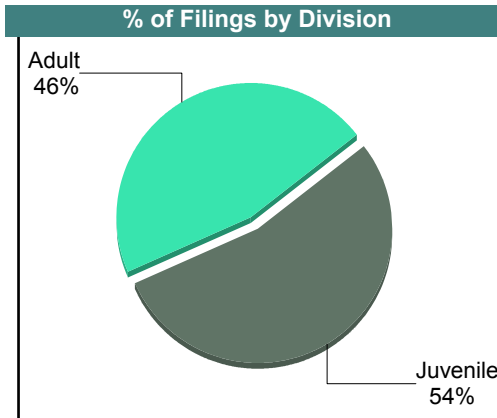
December 2017

**Frederick**

District: 26

		<u>Filings</u>	<u>Hearings</u>	<u>Transactions</u>	<u>Concluded</u>	<u>Cont</u>
<b>Adult</b>						
Non-Family Abuse Prot Order	AP	1	4	4	1	3
Capias	CA	8	21	21	10	11
Felony	CF	0	19	19	12	7
Misdemeanor	CM	12	53	53	19	34
Family Abuse - Prot Order	FP	22	43	43	18	25
Remand Support	RS	2	2	2	2	-
Show Cause	SC	45	92	92	34	58
Civil Support	VS	41	75	75	38	37
<b>Adult Total</b>		<b>131</b>	<b>309</b>	<b>309</b>	<b>134</b>	<b>175</b>
<b>Juvenile</b>						
Abuse or Neglect	AN	2	12	12	5	7
Child in Need of Services	CS	0	1	1	0	1
Custody Visitation	CV	111	277	277	132	145
Felony	DF	4	15	15	2	13
Misdemeanor	DM	21	58	58	15	42
Foster Care Review	FC	1	2	2	2	-
Initial Foster Care	IF	1	1	1	1	-
Petition	PT	2	6	6	2	4
Remand Custody	RC	1	1	1	1	-
Child at Risk	RI	0	2	2	1	1
Remand Visitation	RV	1	1	1	1	-
Status	ST	3	3	3	2	1
Traffic	T	5	7	9	7	2
Term Parental Rights	TP	0	2	2	2	-
Voluntary Continuing Services Agreement	VA	1	1	1	1	-
<b>Juvenile Total</b>		<b>153</b>	<b>389</b>	<b>391</b>	<b>174</b>	<b>216</b>
<b>Frederick Totals</b>		<b>284</b>	<b>698</b>	<b>700</b>	<b>308</b>	<b>391</b>

Calendared Filings					
	M	T	W	R	F
Week 1					
Week 2					
Week 3					
Week 4					
Week 5					



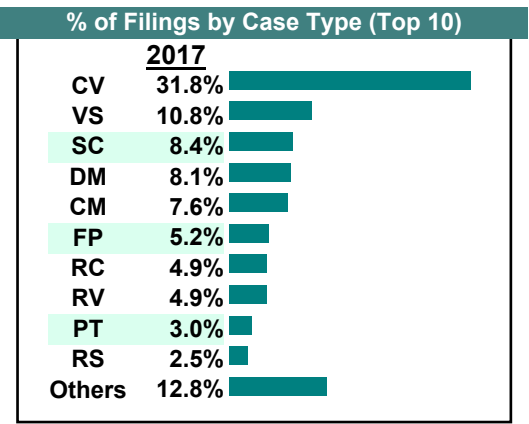
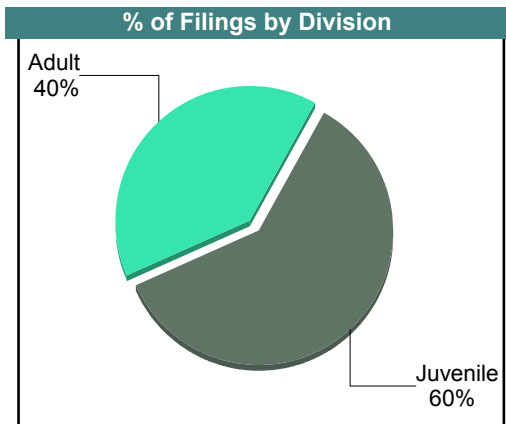

**CASELOAD STATISTICS OF THE JUVENILE & DOMESTIC RELATIONS COURTS**

November 2017

**Frederick**

District: 26

		<u>Filings</u>	<u>Hearings</u>	<u>Transactions</u>	<u>Concluded</u>	<u>Cont</u>
<b><u>Adult</u></b>						
Non-Family Abuse Prot Order	AP	1	1	1	0	1
Capias	CA	9	27	27	12	14
Felony	CF	9	18	18	4	14
Misdemeanor	CM	31	94	94	39	55
Family Abuse - Prot Order	FP	21	40	40	16	23
Violation Fam Abuse PO	PS	1	1	1	1	-
Remand Support	RS	10	10	10	10	-
Show Cause	SC	33	73	73	30	43
SL/Other	SL	2	2	2	1	1
Civil Support	VS	44	80	80	38	42
<b>Adult Total</b>		<b>161</b>	<b>346</b>	<b>346</b>	<b>151</b>	<b>193</b>
<b><u>Juvenile</u></b>						
Abuse or Neglect	AN	3	13	13	3	10
Non-Family Abuse Prot Order	AP	1	2	2	0	2
Child in Need of Services	CS	1	2	2	2	-
Custody Visitation	CV	129	259	259	102	157
Felony	DF	3	20	20	4	16
Misdemeanor	DM	33	83	83	31	52
Foster Care Review	FC	3	3	3	2	1
Initial Foster Care	IF	0	1	1	1	-
Motion - Prot Order	MP	3	3	3	3	-
Petition	PT	12	18	18	10	8
Remand Custody	RC	20	20	20	20	-
Child at Risk	RI	2	4	4	0	4
Remand Visitation	RV	20	20	20	20	-
Show Cause	SC	1	2	2	1	1
Status	ST	4	11	11	8	3
Traffic	T	6	7	9	5	4
Term Parental Rights	TP	4	4	4	2	2
Truancy	TR	0	1	1	0	1
<b>Juvenile Total</b>		<b>245</b>	<b>473</b>	<b>475</b>	<b>214</b>	<b>261</b>
<b>Frederick Totals</b>		<b>406</b>	<b>819</b>	<b>821</b>	<b>365</b>	<b>454</b>



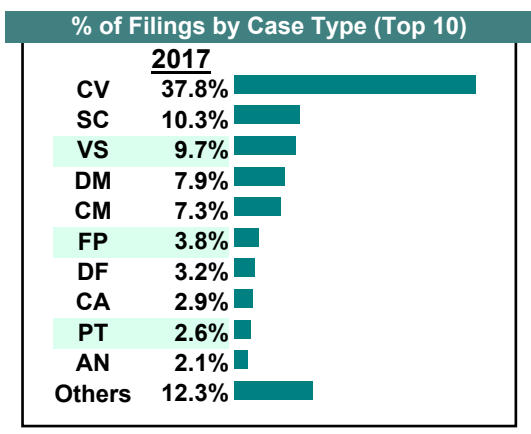
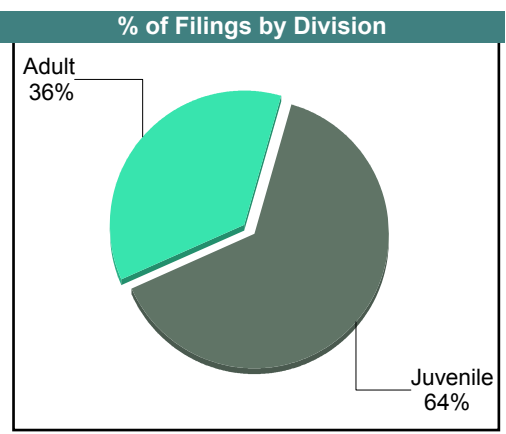

**CASELOAD STATISTICS OF THE JUVENILE & DOMESTIC RELATIONS COURTS**

October 2017

**Frederick**

District: 26

		<u>Filings</u>	<u>Hearings</u>	<u>Transactions</u>	<u>Concluded</u>	<u>Cont</u>
<b><u>Adult</u></b>						
Capias	CA	9	18	18	7	11
Felony	CF	2	21	23	12	11
Misdemeanor	CM	25	71	71	25	46
Family Abuse - Prot Order	FP	13	24	24	15	9
Motion - Prot Order	MP	1	2	2	1	1
Remand Support	RS	5	5	5	5	-
Show Cause	SC	35	81	81	41	40
Civil Support	VS	33	69	69	39	30
<b>Adult Total</b>		<b>123</b>	<b>291</b>	<b>293</b>	<b>145</b>	<b>148</b>
<b><u>Juvenile</u></b>						
Abuse or Neglect	AN	7	18	18	7	11
Non-Family Abuse Prot Order	AP	0	1	1	1	-
Capias	CA	1	2	2	1	1
Child in Need of Services	CS	0	2	2	0	2
Custody Visitation	CV	129	279	279	141	138
Felony	DF	11	37	37	5	32
Misdemeanor	DM	27	80	80	26	54
Foster Care Review	FC	1	1	1	1	-
Initial Foster Care	IF	3	3	3	2	1
Motion - Prot Order	MP	0	12	12	12	-
Permanency	PH	5	5	5	5	-
Petition	PT	9	16	16	8	8
Remand Custody	RC	7	7	7	7	-
Child at Risk	RI	1	1	1	0	1
Remand Visitation	RV	7	7	7	7	-
Show Cause	SC	0	1	1	0	1
Status	ST	3	9	9	2	7
Traffic	T	6	3	6	4	2
Truancy	TR	0	4	4	2	2
Voluntary Continuing Services Agreement	VA	1	1	1	1	-
<b>Juvenile Total</b>		<b>218</b>	<b>489</b>	<b>492</b>	<b>232</b>	<b>260</b>
<b>Frederick Totals</b>		<b>341</b>	<b>780</b>	<b>785</b>	<b>377</b>	<b>408</b>



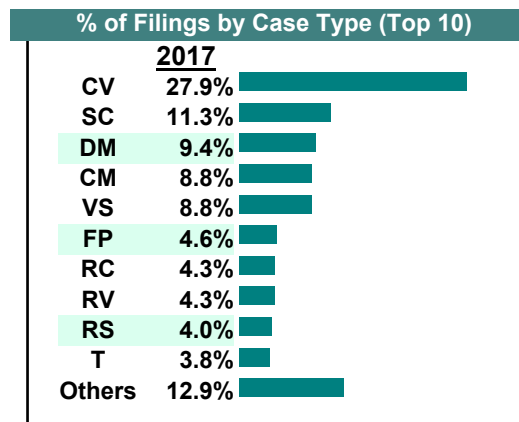
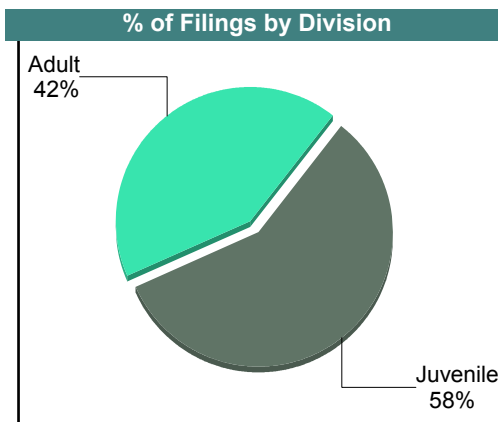

# CASELOAD STATISTICS OF THE JUVENILE & DOMESTIC RELATIONS COURTS

September 2017

Frederick

District: 26

		<u>Filings</u>	<u>Hearings</u>	<u>Transactions</u>	<u>Concluded</u>	<u>Cont</u>
<b><u>Adult</u></b>						
Non-Family Abuse Prot Order	AP	0	2	2	2	-
Capias	CA	6	18	18	5	13
Felony	CF	9	29	29	6	23
Misdemeanor	CM	33	88	88	27	61
Family Abuse - Prot Order	FP	17	31	31	14	17
Motion - Prot Order	MP	1	1	1	1	-
Remand Support	RS	15	15	15	15	-
Show Cause	SC	42	84	84	38	46
SL/Other	SL	1	1	1	1	-
Civil Support	VS	33	80	80	44	36
<b>Adult Total</b>		<b>157</b>	<b>349</b>	<b>349</b>	<b>153</b>	<b>196</b>
<b><u>Juvenile</u></b>						
Abuse or Neglect	AN	5	10	10	0	10
Non-Family Abuse Prot Order	AP	1	2	2	1	1
Capias	CA	1	1	1	1	-
Child in Need of Services	CS	0	2	2	0	2
Custody Visitation	CV	104	290	290	119	171
Felony	DF	1	12	12	3	9
Misdemeanor	DM	35	80	80	27	53
Entrustment	ET	3	3	3	0	3
Motion - Prot Order	MP	8	14	14	2	12
Permanency	PH	5	5	5	2	3
Petition	PT	1	4	4	3	1
Remand Custody	RC	16	16	16	16	-
Remand Visitation	RV	16	16	16	16	-
Status	ST	3	5	5	2	3
Traffic	T	14	7	14	9	5
Term Parental Rights	TP	3	3	3	0	3
Truancy	TR	0	2	2	2	-
<b>Juvenile Total</b>		<b>216</b>	<b>472</b>	<b>479</b>	<b>203</b>	<b>276</b>
<b>Frederick Totals</b>		<b>373</b>	<b>821</b>	<b>828</b>	<b>356</b>	<b>472</b>



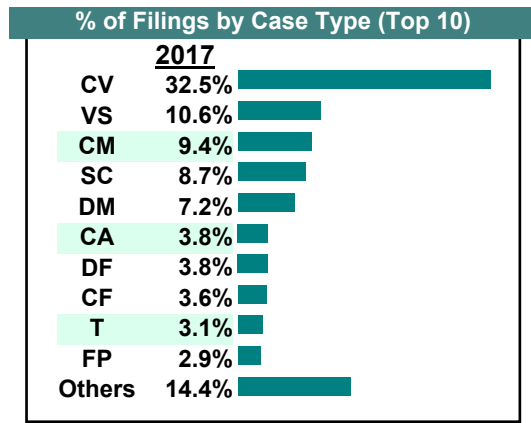
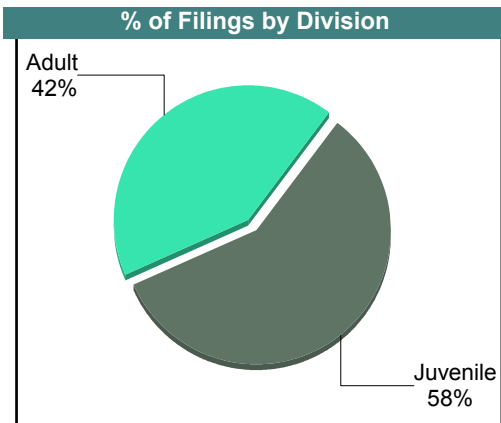

**CASELOAD STATISTICS OF THE JUVENILE & DOMESTIC RELATIONS COURTS**

**August 2017**

**Frederick**

District: 26

		<u>Filings</u>	<u>Hearings</u>	<u>Transactions</u>	<u>Concluded</u>	<u>Cont</u>
<b>Adult</b>						
Non-Family Abuse Prot Order	AP	2	2	2	0	2
Capias	CA	15	24	24	9	15
Felony	CF	15	42	42	9	33
Misdemeanor	CM	39	95	95	32	63
Family Abuse - Prot Order	FP	12	31	31	19	12
Remand Support	RS	10	11	11	11	-
Show Cause	SC	36	77	77	29	48
SL/Other	SL	1	1	1	1	-
Civil Support	VS	44	80	80	35	45
<b>Adult Total</b>		<b>174</b>	<b>363</b>	<b>363</b>	<b>145</b>	<b>218</b>
<b>Juvenile</b>						
Abuse or Neglect	AN	5	11	11	3	8
Non-Family Abuse Prot Order	AP	1	4	4	1	3
Capias	CA	1	1	1	0	1
Child in Need of Services	CS	0	1	1	0	1
Custody Visitation	CV	135	283	283	102	181
Felony	DF	16	17	17	0	17
Misdemeanor	DM	30	55	55	11	44
Emancipation	EP	1	1	1	1	-
Initial Foster Care	IF	1	1	1	1	-
Motion - Prot Order	MP	2	2	2	2	-
Permanency	PH	3	3	3	3	-
Petition	PT	9	15	15	7	8
Remand Custody	RC	10	10	10	10	-
Remand Visitation	RV	10	10	10	10	-
Status	ST	2	5	5	3	2
Traffic	T	13	5	15	15	-
Truancy	TR	3	6	6	2	4
<b>Juvenile Total</b>		<b>242</b>	<b>430</b>	<b>440</b>	<b>171</b>	<b>269</b>
<b>Frederick Totals</b>		<b>416</b>	<b>793</b>	<b>803</b>	<b>316</b>	<b>487</b>



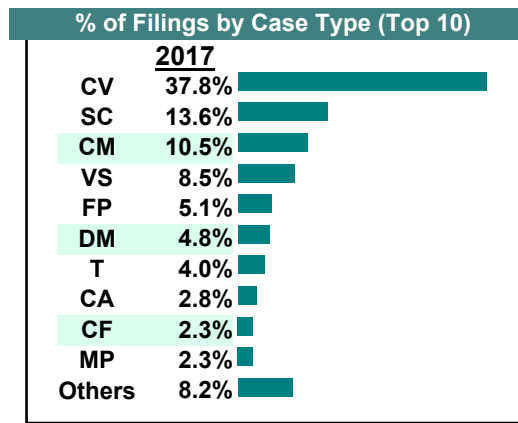
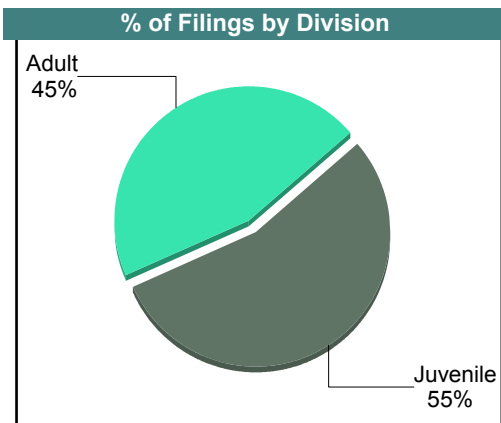

# CASELOAD STATISTICS OF THE JUVENILE & DOMESTIC RELATIONS COURTS

July 2017

Frederick

District: 26

		Filings	Hearings	Transactions	Concluded	Cont
<b>Adult</b>						
Capias	CA	10	22	22	13	9
Felony	CF	8	27	30	8	22
Misdemeanor	CM	37	89	89	35	54
Family Abuse - Prot Order	FP	18	40	40	15	25
Motion - Prot Order	MP	2	2	2	2	-
Remand Support	RS	5	5	5	5	-
Show Cause	SC	48	86	86	47	39
SL/Other	SL	1	1	1	1	-
Civil Support	VS	30	67	67	39	28
<b>Adult Total</b>		<b>159</b>	<b>339</b>	<b>342</b>	<b>165</b>	<b>177</b>
<b>Juvenile</b>						
Abuse or Neglect	AN	0	3	3	3	-
Non-Family Abuse Prot Order	AP	1	2	2	1	1
Child in Need of Services	CS	1	1	1	0	1
Custody Visitation	CV	133	249	249	96	153
Felony	DF	1	20	20	12	8
Misdemeanor	DM	17	62	62	26	36
Foster Care Review	FC	3	3	3	3	-
Initial Foster Care	IF	1	1	1	1	-
Motion - Prot Order	MP	6	9	9	0	9
Permanency	PH	2	2	2	2	-
Petition	PT	1	7	7	4	3
Remand Custody	RC	6	6	6	6	-
Remand Visitation	RV	6	6	6	6	-
Show Cause	SC	0	2	2	0	2
Status	ST	1	2	2	2	-
Traffic	T	14	8	16	14	2
<b>Juvenile Total</b>		<b>193</b>	<b>383</b>	<b>391</b>	<b>176</b>	<b>215</b>
<b>Frederick Totals</b>		<b>352</b>	<b>722</b>	<b>733</b>	<b>341</b>	<b>392</b>



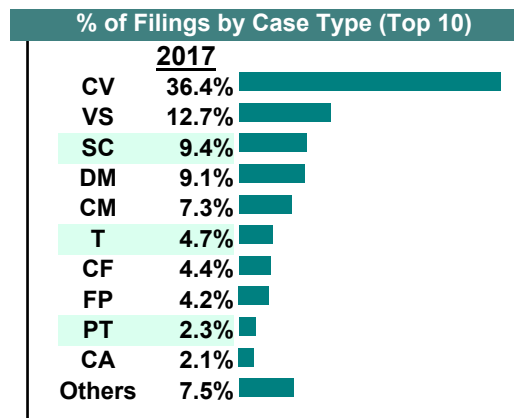
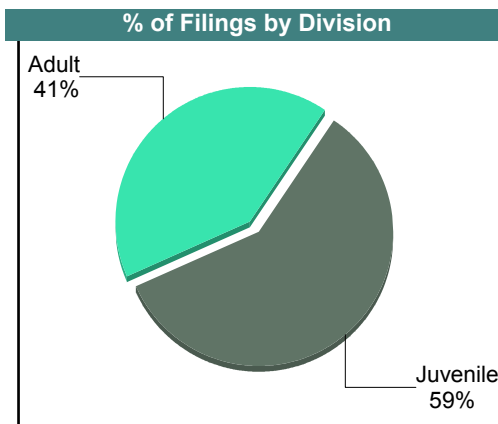

# CASELOAD STATISTICS OF THE JUVENILE & DOMESTIC RELATIONS COURTS

June 2017

**Frederick**

District: 26

		<u>Filings</u>	<u>Hearings</u>	<u>Transactions</u>	<u>Concluded</u>	<u>Cont</u>
<b><u>Adult</u></b>						
Capias	CA	8	30	30	17	13
Felony	CF	17	31	31	5	26
Misdemeanor	CM	28	110	110	31	79
Family Abuse - Prot Order	FP	16	40	40	20	20
Motion - Prot Order	MP	1	1	1	1	-
Remand Support	RS	2	2	2	2	-
Show Cause	SC	35	69	69	35	34
SL/Other	SL	2	2	2	2	-
Civil Support	VS	49	87	87	47	40
<b>Adult Total</b>		<b>158</b>	<b>372</b>	<b>372</b>	<b>160</b>	<b>212</b>
<b><u>Juvenile</u></b>						
Abuse or Neglect	AN	2	12	12	5	7
Non-Family Abuse Prot Order	AP	0	2	2	1	1
Child in Need of Services	CS	0	1	1	1	-
Custody Visitation	CV	140	245	245	102	143
Felony	DF	2	35	35	4	31
Misdemeanor	DM	35	82	82	21	61
Foster Care Review	FC	3	3	3	3	-
Initial Foster Care	IF	2	4	4	2	2
Permanency	PH	5	8	8	8	-
Petition	PT	9	15	15	5	10
Remand Custody	RC	1	1	1	1	-
Child at Risk	RI	0	2	2	2	-
Remand Visitation	RV	1	1	1	1	-
Show Cause	SC	1	2	2	1	1
Status	ST	7	11	11	5	6
Traffic	T	18	13	21	17	3
Term Parental Rights	TP	0	6	6	6	-
Truancy	TR	1	4	4	1	3
<b>Juvenile Total</b>		<b>227</b>	<b>447</b>	<b>455</b>	<b>186</b>	<b>268</b>
<b>Frederick Totals</b>		<b>385</b>	<b>819</b>	<b>827</b>	<b>346</b>	<b>480</b>





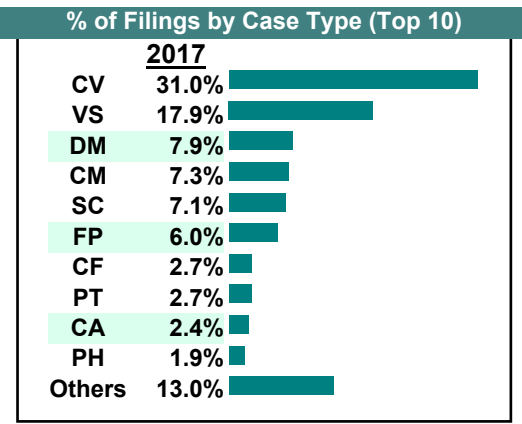
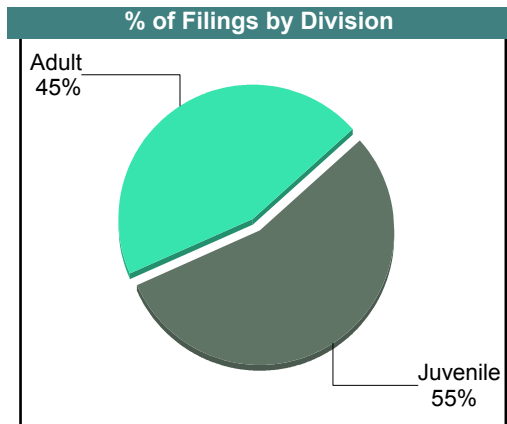

**CASELOAD STATISTICS OF THE JUVENILE & DOMESTIC RELATIONS COURTS**

May 2017

**Frederick**

District: 26

		<u>Filings</u>	<u>Hearings</u>	<u>Transactions</u>	<u>Concluded</u>	<u>Cont</u>
<b><u>Adult</u></b>						
Non-Family Abuse Prot Order	AP	1	1	1	1	-
Capias	CA	7	21	21	8	13
Felony	CF	10	31	31	8	23
Misdemeanor	CM	27	82	82	16	66
Family Abuse - Prot Order	FP	22	39	39	20	19
Other	OT	2	3	3	1	2
Remand Support	RS	3	3	3	3	-
Show Cause	SC	26	59	59	29	30
SL/Other	SL	2	2	2	2	-
Civil Support	VS	66	99	99	52	47
<b>Adult Total</b>		<b>166</b>	<b>340</b>	<b>340</b>	<b>140</b>	<b>200</b>
<b><u>Juvenile</u></b>						
Abuse or Neglect	AN	5	10	10	0	10
Non-Family Abuse Prot Order	AP	0	4	4	0	4
Capias	CA	2	2	2	2	-
Child in Need of Services	CS	0	1	1	0	1
Custody Visitation	CV	114	247	247	117	130
Felony	DF	4	13	13	2	11
Misdemeanor	DM	29	83	83	33	50
Foster Care Review	FC	1	1	1	1	-
Motion - Prot Order	MP	3	3	3	3	-
Permanency	PH	7	10	10	7	3
Petition	PT	10	17	17	10	7
Remand Custody	RC	6	6	6	6	-
Child at Risk	RI	2	5	5	0	5
Remand Visitation	RV	6	6	6	6	-
Status	ST	3	5	5	2	3
Traffic	T	7	9	10	7	3
Truancy	TR	3	5	5	5	-
<b>Juvenile Total</b>		<b>202</b>	<b>427</b>	<b>428</b>	<b>201</b>	<b>227</b>
<b>Frederick Totals</b>		<b>368</b>	<b>767</b>	<b>768</b>	<b>341</b>	<b>427</b>



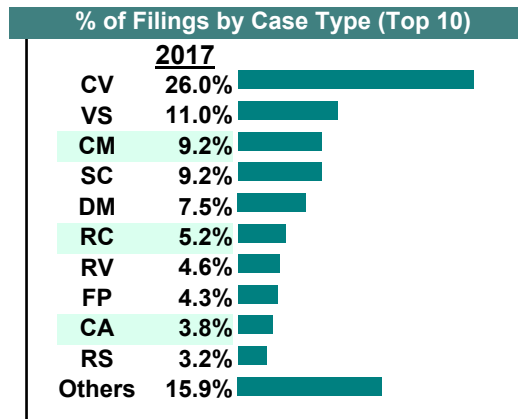
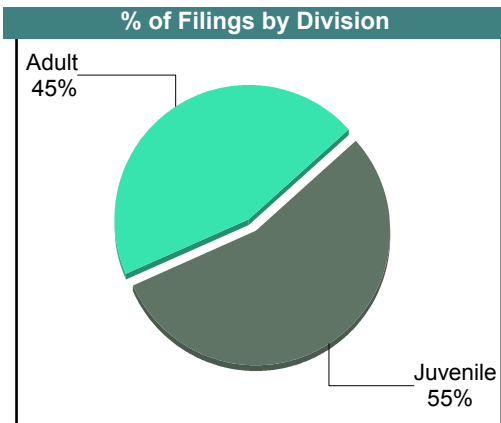
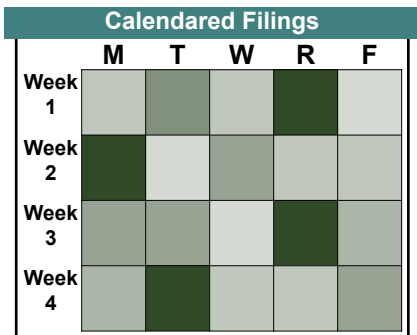
**CASELOAD STATISTICS OF THE JUVENILE & DOMESTIC RELATIONS COURTS**

**Frederick**

District: 26

April 2017

		<u>Filings</u>	<u>Hearings</u>	<u>Transactions</u>	<u>Concluded</u>	<u>Cont</u>
<b><u>Adult</u></b>						
Capias	CA	13	29	29	10	19
Felony	CF	10	29	29	8	21
Misdemeanor	CM	32	74	74	19	55
Family Abuse - Prot Order	FP	15	37	37	11	26
Motion - Prot Order	MP	2	2	2	2	-
Other	OT	2	2	2	2	-
Remand Support	RS	11	11	11	11	-
Show Cause	SC	32	83	83	32	51
SL/Other	SL	1	1	1	1	-
Civil Support	VS	38	78	78	45	33
<b>Adult Total</b>		<b>156</b>	<b>346</b>	<b>346</b>	<b>141</b>	<b>205</b>
<b><u>Juvenile</u></b>						
Abuse or Neglect	AN	2	11	11	6	5
Non-Family Abuse Prot Order	AP	1	1	1	0	1
Child in Need of Services	CS	0	1	1	0	1
Custody Visitation	CV	90	216	216	104	112
Felony	DF	8	43	43	15	28
Misdemeanor	DM	26	68	68	24	44
Foster Care Review	FC	3	3	3	3	-
Motion - Prot Order	MP	6	7	7	7	-
Permanency	PH	1	5	5	5	-
Petition	PT	4	6	6	3	3
Remand Custody	RC	18	18	18	18	-
Remand Visitation	RV	16	16	16	16	-
Status	ST	1	7	7	4	3
Traffic	T	3	2	4	2	2
Term Parental Rights	TP	8	8	8	8	-
Truancy	TR	3	5	5	0	5
<b>Juvenile Total</b>		<b>190</b>	<b>417</b>	<b>419</b>	<b>215</b>	<b>204</b>
<b>Frederick Totals</b>		<b>346</b>	<b>763</b>	<b>765</b>	<b>356</b>	<b>409</b>



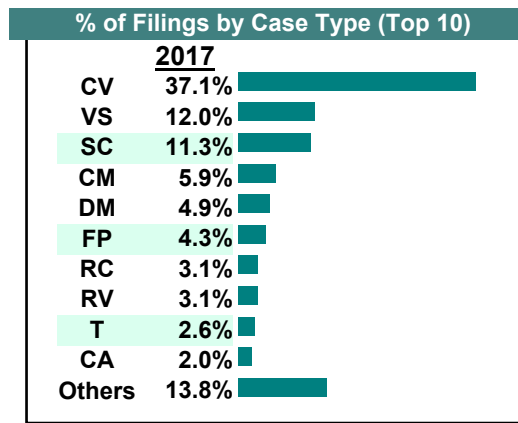
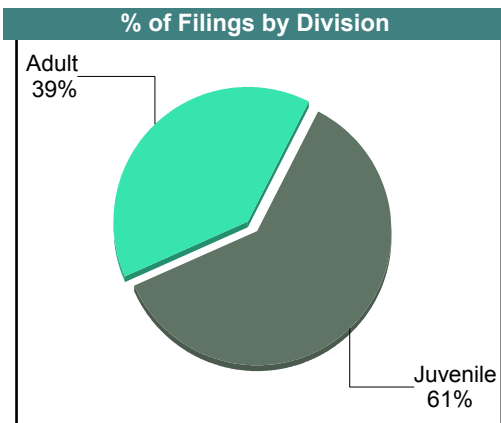

# CASELOAD STATISTICS OF THE JUVENILE & DOMESTIC RELATIONS COURTS

March 2017

Frederick

District: 26

		<u>Filings</u>	<u>Hearings</u>	<u>Transactions</u>	<u>Concluded</u>	<u>Cont</u>
<b><u>Adult</u></b>						
Capias	CA	8	22	22	5	17
Felony	CF	4	15	15	6	9
Misdemeanor	CM	23	75	75	39	34
Family Abuse - Prot Order	FP	17	31	31	19	12
Motion - Prot Order	MP	2	2	2	2	-
Remand Support	RS	7	7	7	7	-
Show Cause	SC	44	96	96	53	42
SL/Other	SL	1	1	1	1	-
Civil Support	VS	47	87	87	48	39
<b>Adult Total</b>		<b>153</b>	<b>336</b>	<b>336</b>	<b>180</b>	<b>153</b>
<b><u>Juvenile</u></b>						
Abuse or Neglect	AN	2	9	9	6	3
Non-Family Abuse Prot Order	AP	0	1	1	1	-
Child in Need of Services	CS	1	3	3	1	2
Custody Visitation	CV	145	299	299	153	146
Felony	DF	8	33	33	7	26
Misdemeanor	DM	19	64	65	26	39
Foster Care Review	FC	3	3	3	3	-
Initial Foster Care	IF	3	3	3	3	-
Permanency	PH	5	6	6	6	-
Petition	PT	8	11	11	5	6
Remand Custody	RC	12	12	12	12	-
Remand Visitation	RV	12	12	12	12	-
Status	ST	7	15	15	5	10
Traffic	T	10	9	14	11	3
Term Parental Rights	TP	2	2	2	2	-
Truancy	TR	1	9	9	4	5
<b>Juvenile Total</b>		<b>238</b>	<b>491</b>	<b>497</b>	<b>257</b>	<b>240</b>
<b>Frederick Totals</b>		<b>391</b>	<b>827</b>	<b>833</b>	<b>437</b>	<b>393</b>



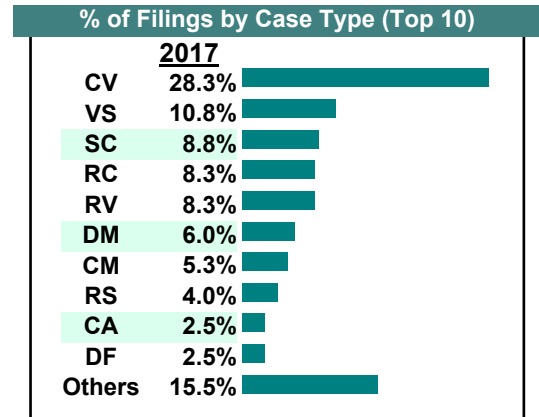
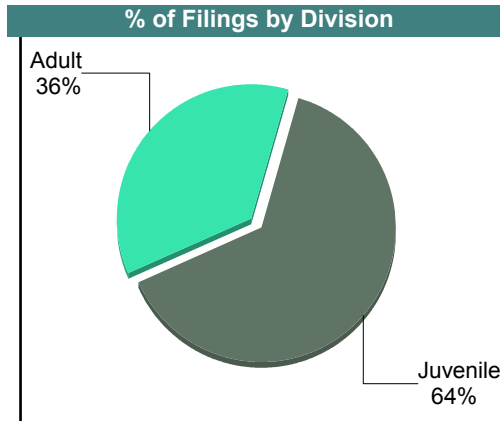

**CASELOAD STATISTICS OF THE JUVENILE & DOMESTIC RELATIONS COURTS**

February 2017

**Frederick**

District: 26

		<u>Filings</u>	<u>Hearings</u>	<u>Transactions</u>	<u>Concluded</u>	<u>Cont</u>
<b><u>Adult</u></b>						
Non-Family Abuse Prot Order	AP	2	3	3	3	-
Capias	CA	10	20	20	9	11
Felony	CF	4	18	24	15	9
Misdemeanor	CM	21	58	58	19	39
Family Abuse - Prot Order	FP	7	21	21	11	10
Violation Fam Abuse PO	PS	1	1	1	1	-
Remand Support	RS	16	16	16	16	-
Show Cause	SC	35	63	63	33	30
SL/Other	SL	5	5	5	5	-
Civil Support	VS	43	73	73	42	31
<b>Adult Total</b>		<b>144</b>	<b>278</b>	<b>284</b>	<b>154</b>	<b>130</b>
<b><u>Juvenile</u></b>						
Abuse or Neglect	AN	6	14	14	3	11
Non-Family Abuse Prot Order	AP	1	3	3	0	3
Child in Need of Services	CS	2	2	2	1	1
Custody Visitation	CV	113	341	341	185	156
Felony	DF	10	28	28	9	19
Misdemeanor	DM	24	62	62	26	36
Initial Foster Care	IF	1	1	1	1	-
Motion - Prot Order	MP	2	2	2	1	1
Permanency	PH	9	9	9	4	5
Petition	PT	10	22	22	13	9
Remand Custody	RC	33	33	33	33	-
Child at Risk	RI	0	1	1	1	-
Remand Visitation	RV	33	33	33	33	-
Status	ST	6	8	8	4	4
Traffic	T	5	5	7	7	-
Truancy	TR	1	3	3	2	1
<b>Juvenile Total</b>		<b>256</b>	<b>567</b>	<b>569</b>	<b>323</b>	<b>246</b>
<b>Frederick Totals</b>		<b>400</b>	<b>845</b>	<b>853</b>	<b>477</b>	<b>376</b>



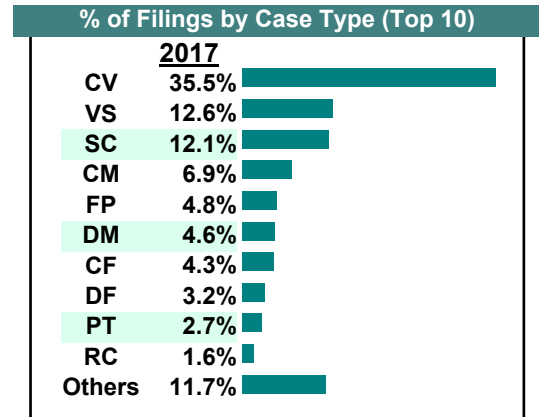
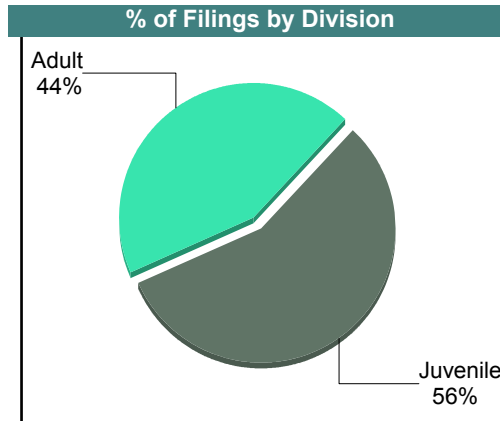

**CASELOAD STATISTICS OF THE JUVENILE & DOMESTIC RELATIONS COURTS**

January 2017

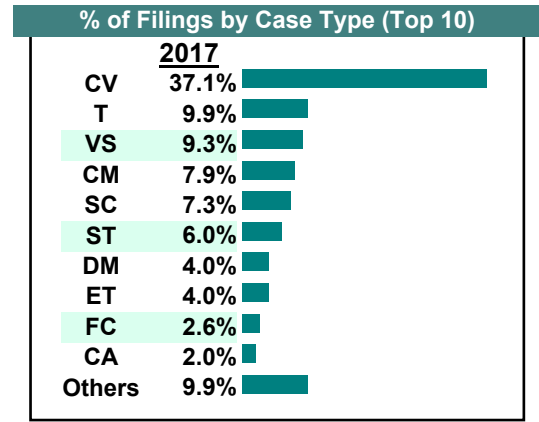
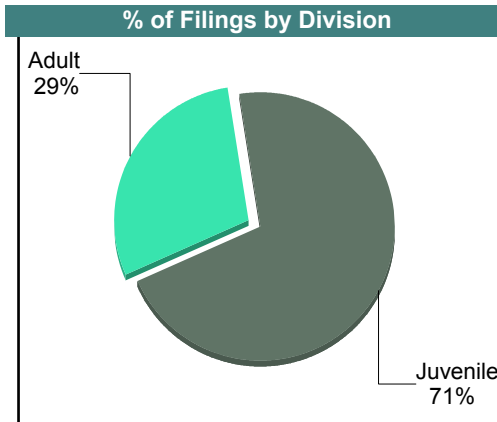

**Frederick**

District: 26

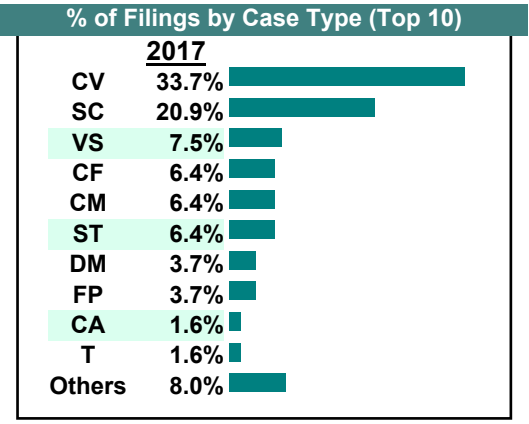
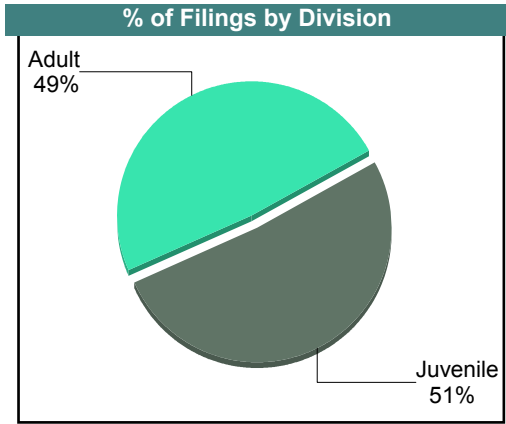
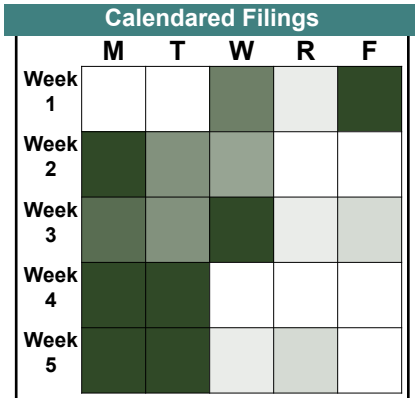
		<u>Filings</u>	<u>Hearings</u>	<u>Transactions</u>	<u>Concluded</u>	<u>Cont</u>
<b>Adult</b>						
Non-Family Abuse Prot Order	AP	1	1	1	0	1
Capias	CA	5	17	17	5	12
Felony	CF	19	29	29	5	24
Misdemeanor	CM	30	71	71	23	47
Family Abuse - Prot Order	FP	21	49	49	19	30
Violation of PO	PV	1	1	1	1	-
Remand Support	RS	7	7	7	7	-
Show Cause	SC	52	75	75	22	53
Civil Support	VS	55	90	90	46	44
<b>Adult Total</b>		<b>191</b>	<b>340</b>	<b>340</b>	<b>128</b>	<b>211</b>
<b>Juvenile</b>						
Abuse or Neglect	AN	4	16	16	4	12
Child in Need of Services	CS	1	2	2	0	2
Custody Visitation	CV	155	258	258	75	183
Felony	DF	14	25	25	3	22
Misdemeanor	DM	20	63	63	24	39
Foster Care Review	FC	2	2	2	2	-
Initial Foster Care	IF	2	2	2	1	-
Permanency	PH	1	4	4	1	3
Petition	PT	12	16	16	9	7
Remand Custody	RC	7	7	7	7	-
Child at Risk	RI	3	4	4	3	1
Remand Visitation	RV	7	7	7	7	-
Show Cause	SC	1	2	2	1	1
Status	ST	2	2	2	0	2
Traffic	T	5	7	9	5	4
Term Parental Rights	TP	6	6	6	0	6
Truancy	TR	4	5	5	1	4
<b>Juvenile Total</b>		<b>246</b>	<b>428</b>	<b>430</b>	<b>143</b>	<b>286</b>
<b>Frederick Totals</b>		<b>437</b>	<b>768</b>	<b>770</b>	<b>271</b>	<b>497</b>



		Filings	Hearings	Transactions	Concluded	Cont
<b>Adult</b>						
Non-Family Abuse Prot Order	AP	1	2	2	0	2
Capias	CA	3	8	8	2	6
Felony	CF	2	7	7	5	2
Misdemeanor	CM	12	38	38	13	25
Family Abuse - Prot Order	FP	2	7	7	4	3
Motion - Prot Order	MP	2	2	2	1	-
Remand Support	RS	1	1	1	1	-
Show Cause	SC	7	23	23	12	11
Civil Support	VS	14	28	28	19	9
<b>Adult Total</b>		<b>44</b>	<b>116</b>	<b>116</b>	<b>57</b>	<b>58</b>
<b>Juvenile</b>						
Abuse or Neglect	AN	2	7	7	0	7
Capias	CA	0	1	1	0	1
Custody Visitation	CV	56	142	142	86	56
Felony	DF	0	5	5	0	5
Misdemeanor	DM	6	15	15	4	11
Entrustment	ET	6	9	9	0	9
Foster Care Review	FC	4	4	4	4	-
Petition	PT	1	3	3	3	-
Remand Custody	RC	2	2	2	2	-
Remand Visitation	RV	2	2	2	2	-
Show Cause	SC	4	5	5	0	5
Status	ST	9	25	25	18	7
Traffic	T	15	19	20	10	10
<b>Juvenile Total</b>		<b>107</b>	<b>239</b>	<b>240</b>	<b>129</b>	<b>111</b>
<b>Page Totals</b>		<b>151</b>	<b>355</b>	<b>356</b>	<b>186</b>	<b>169</b>



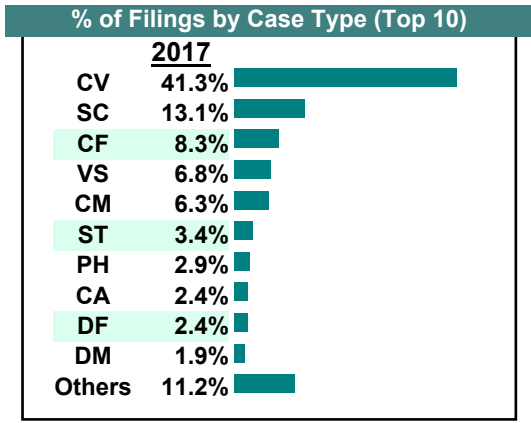
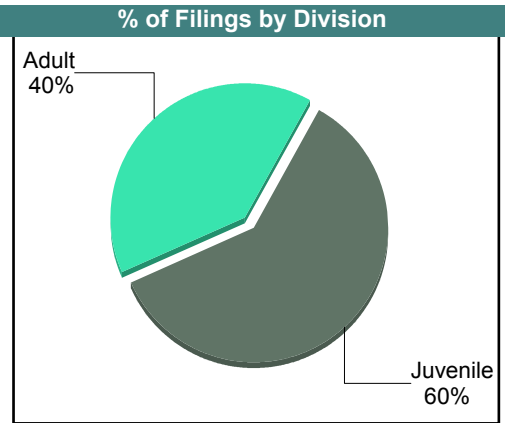

		Filings	Hearings	Transactions	Concluded	Cont
<b>Adult</b>						
Capias	CA	3	9	9	5	4
Felony	CF	12	25	25	13	12
Misdemeanor	CM	12	48	48	24	24
Family Abuse - Prot Order	FP	7	14	14	4	10
Motion - Prot Order	MP	2	2	2	2	-
Remand Support	RS	1	1	1	1	-
Show Cause	SC	39	58	58	31	27
SL/Other	SL	1	1	1	1	-
Civil Support	VS	14	33	33	14	19
<b>Adult Total</b>		<b>91</b>	<b>191</b>	<b>191</b>	<b>95</b>	<b>96</b>
<b>Juvenile</b>						
Abuse or Neglect	AN	2	8	8	1	7
Non-Family Abuse Prot Order	AP	2	2	2	2	-
Custody Visitation	CV	63	174	174	57	116
Felony	DF	0	10	10	1	9
Misdemeanor	DM	7	16	16	8	8
Permanency	PH	2	2	2	2	-
Petition	PT	1	1	1	0	1
Remand Custody	RC	2	2	2	2	-
Remand Visitation	RV	2	2	2	2	-
Show Cause	SC	0	1	1	1	-
Status	ST	12	17	17	8	9
Traffic	T	3	4	4	3	1
<b>Juvenile Total</b>		<b>96</b>	<b>239</b>	<b>239</b>	<b>87</b>	<b>151</b>
<b>Page Totals</b>		<b>187</b>	<b>430</b>	<b>430</b>	<b>182</b>	<b>247</b>



		Filings	Hearings	Transactions	Concluded	Cont
<b>Adult</b>						
Non-Family Abuse Prot Order	AP	1	1	1	1	-
Capias	CA	5	13	13	1	12
Felony	CF	17	42	42	5	37
Misdemeanor	CM	13	59	59	20	39
Family Abuse - Prot Order	FP	4	12	12	6	6
Other	OT	1	1	1	0	1
Protective Order	PC	1	1	1	1	-
Show Cause	SC	25	53	53	23	30
SL/Other	SL	1	1	1	1	-
Civil Support	VS	14	31	31	21	10
<b>Adult Total</b>		<b>82</b>	<b>214</b>	<b>214</b>	<b>79</b>	<b>135</b>

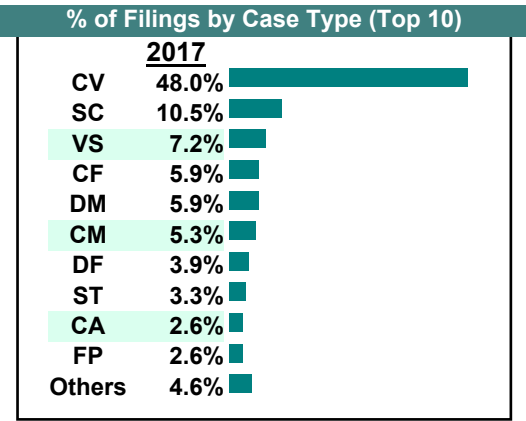
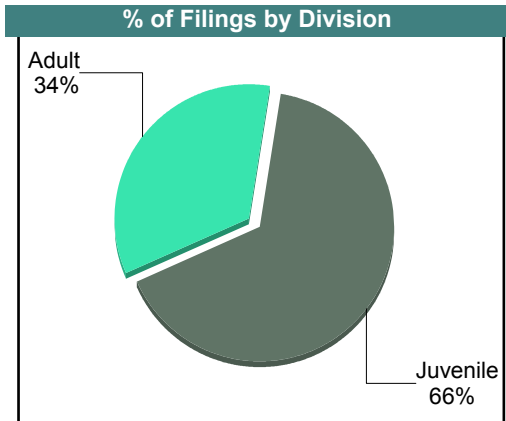

<b>Juvenile</b>						
Abuse or Neglect	AN	0	3	3	3	-
Custody Visitation	CV	85	168	168	62	106
Felony	DF	5	8	8	0	8
Misdemeanor	DM	4	15	15	12	3
Entrustment	ET	3	3	3	0	3
Foster Care Review	FC	1	1	1	1	-
Initial Foster Care	IF	3	3	3	3	-
Permanency	PH	6	6	6	6	-
Petition	PT	2	3	3	2	1
Remand Custody	RC	2	2	2	2	-
Remand Visitation	RV	2	2	2	2	-
Show Cause	SC	2	3	3	0	3
Status	ST	7	8	8	2	6
Traffic	T	2	4	4	2	2
<b>Juvenile Total</b>		<b>124</b>	<b>229</b>	<b>229</b>	<b>97</b>	<b>132</b>

<b>Page Totals</b>		<b>206</b>	<b>443</b>	<b>443</b>	<b>176</b>	<b>267</b>
--------------------	--	------------	------------	------------	------------	------------

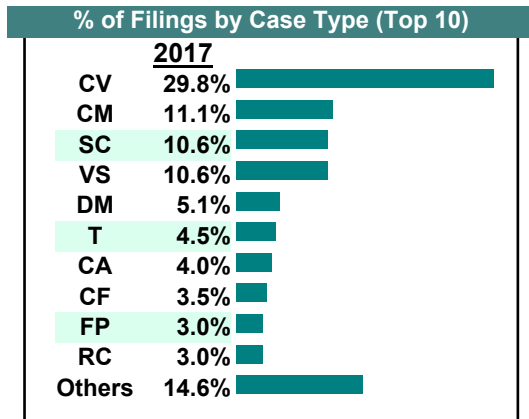
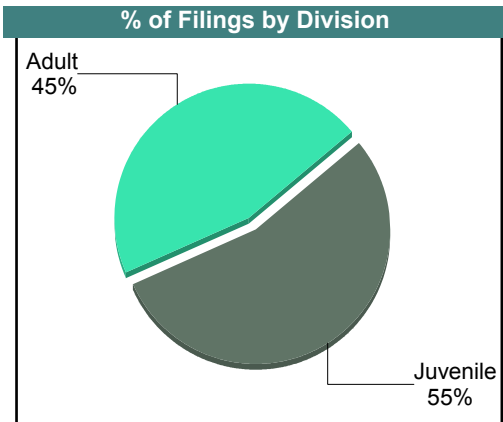





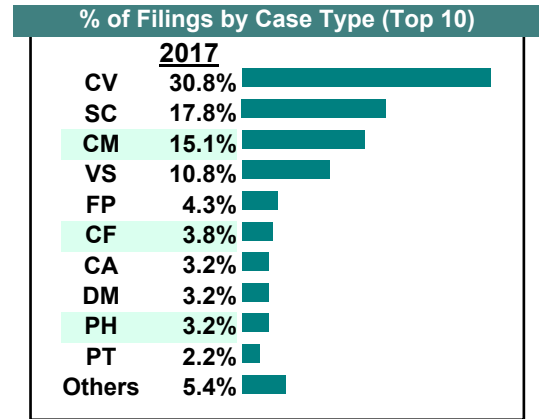
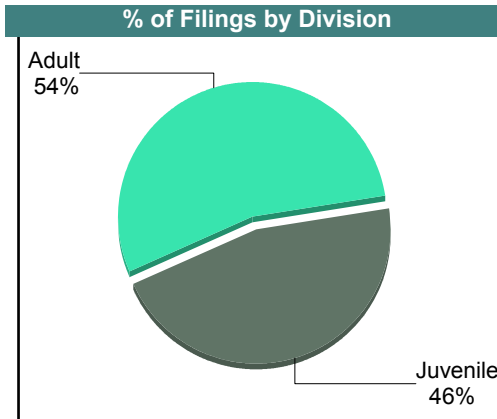
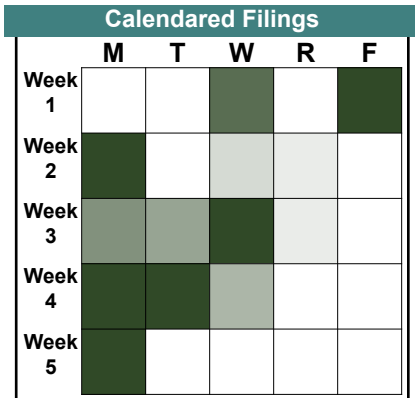
		Filings	Hearings	Transactions	Concluded	Cont
<b>Adult</b>						
Non-Family Abuse Prot Order	AP	0	1	1	0	1
Capias	CA	4	22	22	10	12
Felony	CF	9	25	25	8	17
Misdemeanor	CM	8	49	49	16	33
Family Abuse - Prot Order	FP	4	9	9	4	5
Other	OT	2	2	2	2	-
Show Cause	SC	14	47	47	25	22
Civil Support	VS	11	32	32	14	18
<b>Adult Total</b>		<b>52</b>	<b>187</b>	<b>187</b>	<b>79</b>	<b>108</b>
<b>Juvenile</b>						
Abuse or Neglect	AN	0	7	7	1	6
Custody Relief	CR	1	2	2	1	1
Custody Visitation	CV	73	151	151	46	105
Felony	DF	6	6	6	0	6
Misdemeanor	DM	9	18	18	10	8
Petition	PT	0	2	2	1	1
Child at Risk	RI	0	4	4	4	-
Show Cause	SC	2	3	3	2	1
Status	ST	5	7	7	3	4
Traffic	T	4	9	9	4	5
<b>Juvenile Total</b>		<b>100</b>	<b>209</b>	<b>209</b>	<b>72</b>	<b>137</b>
<b>Page Totals</b>		<b>152</b>	<b>396</b>	<b>396</b>	<b>151</b>	<b>245</b>



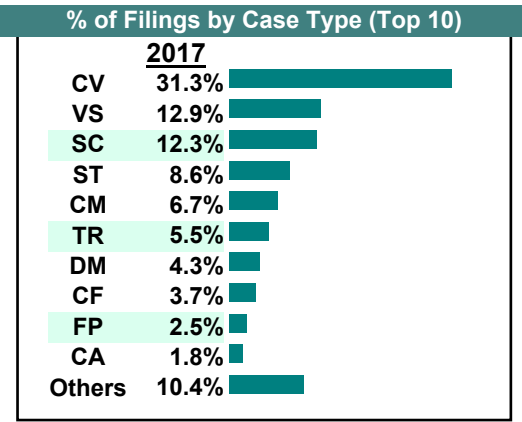
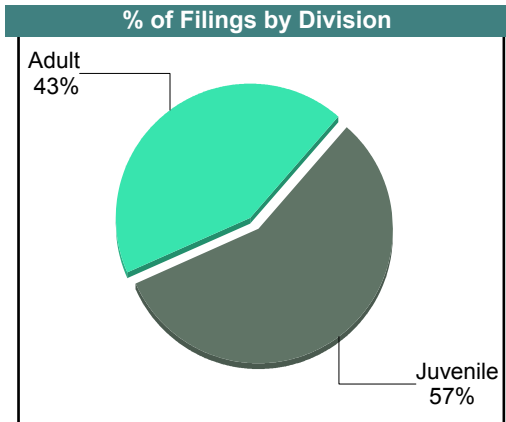

		Filings	Hearings	Transactions	Concluded	Cont
<b>Adult</b>						
Capias	CA	8	12	12	4	8
Felony	CF	7	12	12	3	9
Misdemeanor	CM	22	39	39	8	31
Family Abuse - Prot Order	FP	6	22	22	9	13
Motion - Prot Order	MP	4	4	4	4	-
Remand Support	RS	1	1	1	1	-
Show Cause	SC	21	39	39	14	25
Civil Support	VS	21	31	31	12	19
<b>Adult Total</b>		<b>90</b>	<b>160</b>	<b>160</b>	<b>55</b>	<b>105</b>
<b>Juvenile</b>						
Abuse or Neglect	AN	3	10	10	3	7
Custody Visitation	CV	59	177	177	59	118
Felony	DF	3	5	5	1	4
Misdemeanor	DM	10	17	17	6	11
Foster Care Review	FC	2	2	2	2	-
Permanency	PH	2	2	2	2	-
Petition	PT	1	4	4	1	3
Remand Custody	RC	6	6	6	6	-
Remand Visitation	RV	6	6	6	6	-
Show Cause	SC	0	2	2	1	1
Status	ST	6	11	11	5	6
Traffic	T	9	8	9	3	6
Term Parental Rights	TP	1	1	1	1	-
<b>Juvenile Total</b>		<b>108</b>	<b>251</b>	<b>252</b>	<b>96</b>	<b>156</b>
<b>Page Totals</b>		<b>198</b>	<b>411</b>	<b>412</b>	<b>151</b>	<b>261</b>



		Filings	Hearings	Transactions	Concluded	Cont
<b>Adult</b>						
Non-Family Abuse Prot Order	AP	1	3	3	1	2
Capias	CA	6	14	14	5	9
Felony	CF	7	13	13	4	9
Misdemeanor	CM	28	58	58	16	42
Family Abuse - Prot Order	FP	8	15	15	4	11
Show Cause	SC	30	56	56	35	21
Civil Support	VS	20	37	37	20	17
<b>Adult Total</b>		<b>100</b>	<b>196</b>	<b>196</b>	<b>85</b>	<b>111</b>
<b>Juvenile</b>						
Abuse or Neglect	AN	3	10	10	0	10
Custody Visitation	CV	57	163	163	64	99
Felony	DF	0	1	1	1	-
Misdemeanor	DM	6	12	12	3	9
Foster Care Review	FC	2	2	2	2	-
Permanency	PH	6	6	6	6	-
Petition	PT	4	9	9	7	2
Remand Custody	RC	1	1	1	1	-
Remand Visitation	RV	1	1	1	1	-
Show Cause	SC	3	5	5	2	3
Status	ST	1	4	4	4	-
Traffic	T	0	5	5	5	-
Truancy	TR	1	3	3	3	-
<b>Juvenile Total</b>		<b>85</b>	<b>222</b>	<b>222</b>	<b>99</b>	<b>123</b>
<b>Page Totals</b>		<b>185</b>	<b>418</b>	<b>418</b>	<b>184</b>	<b>234</b>



		Filings	Hearings	Transactions	Concluded	Cont
<b>Adult</b>						
Non-Family Abuse Prot Order	AP	1	1	1	0	1
Capias	CA	3	19	19	6	13
Felony	CF	6	28	28	16	12
Misdemeanor	CM	11	48	48	20	28
Family Abuse - Prot Order	FP	4	10	10	5	5
Motion - Prot Order	MP	3	3	3	3	-
Violation of PO	PV	1	1	1	1	-
Show Cause	SC	20	43	43	29	14
Civil Support	VS	21	41	41	19	22
<b>Adult Total</b>		<b>70</b>	<b>194</b>	<b>194</b>	<b>99</b>	<b>95</b>
<b>Juvenile</b>						
Abuse or Neglect	AN	1	3	3	1	2
Custody Visitation	CV	51	142	142	51	91
Felony	DF	0	4	4	0	4
Misdemeanor	DM	7	15	15	9	6
Initial Foster Care	IF	1	1	1	1	-
Petition	PT	1	1	1	0	1
Remand Custody	RC	3	3	3	3	-
Child at Risk	RI	0	4	4	0	4
Remand Visitation	RV	3	3	3	3	-
Show Cause	SC	0	1	1	1	-
Status	ST	14	23	23	19	4
Traffic	T	3	9	9	6	3
Truancy	TR	9	11	11	9	2
<b>Juvenile Total</b>		<b>93</b>	<b>220</b>	<b>220</b>	<b>103</b>	<b>117</b>
<b>Page Totals</b>		<b>163</b>	<b>414</b>	<b>414</b>	<b>202</b>	<b>212</b>

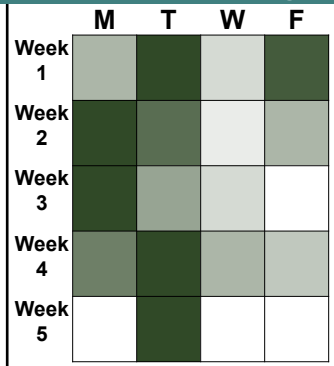


		Filings	Hearings	Transactions	Concluded	Cont
<b>Adult</b>						
Non-Family Abuse Prot Order	AP	0	2	2	2	-
Capias	CA	6	10	10	2	8
Felony	CF	3	8	8	2	6
Misdemeanor	CM	17	47	47	10	37
Family Abuse - Prot Order	FP	2	12	12	4	8
Motion - Prot Order	MP	1	1	1	1	-
Other	OT	1	1	1	1	-
Violation of PO	PV	1	1	1	1	-
Remand Support	RS	1	1	1	1	-
Show Cause	SC	35	53	53	19	34
Civil Support	VS	14	39	39	19	20
<b>Adult Total</b>		<b>81</b>	<b>175</b>	<b>175</b>	<b>62</b>	<b>113</b>

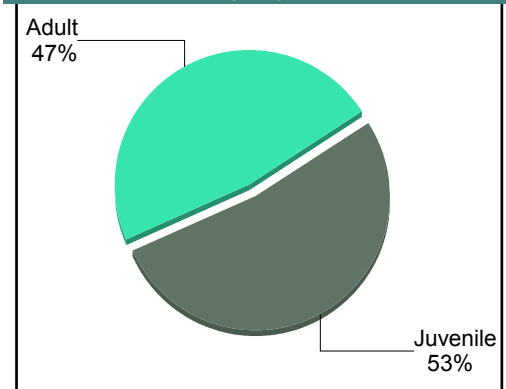
<b>Juvenile</b>						
Abuse or Neglect	AN	2	7	7	0	7
Non-Family Abuse Prot Order	AP	4	5	5	4	1
Capias	CA	0	1	1	0	1
Custody Visitation	CV	45	139	139	50	89
Felony	DF	0	11	11	4	7
Misdemeanor	DM	5	12	12	5	7
Petition	PT	1	1	1	0	1
Remand Custody	RC	8	8	8	8	-
Remand Visitation	RV	8	8	8	8	-
Show Cause	SC	0	3	3	1	2
Status	ST	13	21	21	12	9
Traffic	T	1	3	3	1	2
Term Parental Rights	TP	1	2	2	1	1
Truancy	TR	2	2	2	2	-
<b>Juvenile Total</b>		<b>90</b>	<b>223</b>	<b>223</b>	<b>96</b>	<b>127</b>

<b>Page Totals</b>		<b>171</b>	<b>398</b>	<b>398</b>	<b>158</b>	<b>240</b>
--------------------	--	------------	------------	------------	------------	------------

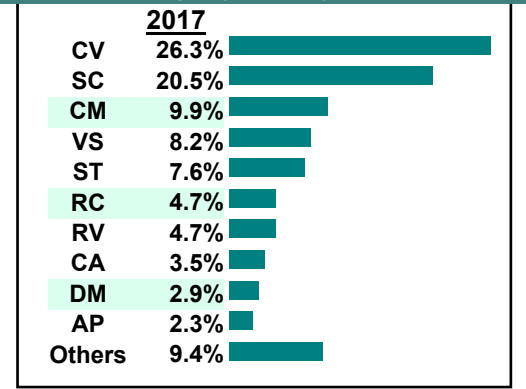
Calendared Filings



% of Filings by Division



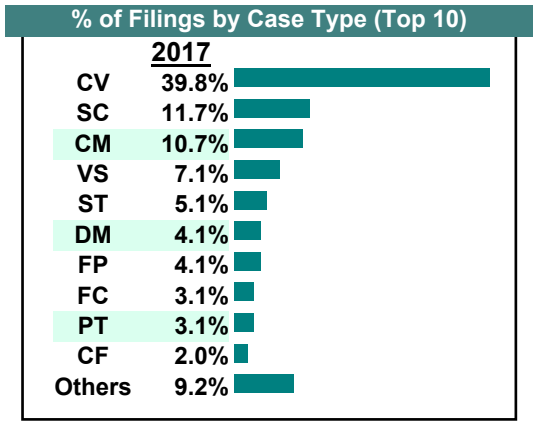
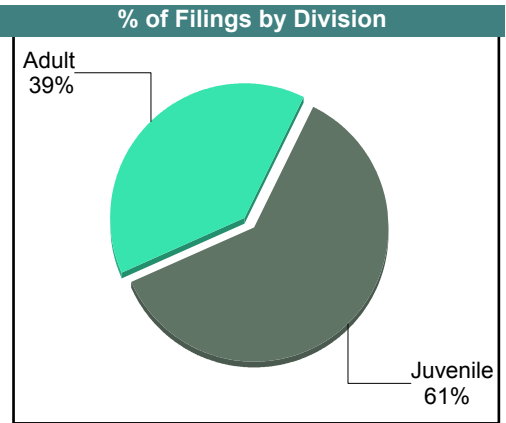
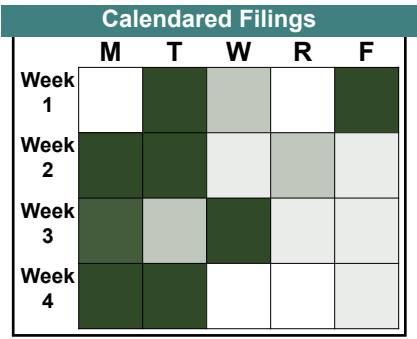
% of Filings by Case Type (Top 10)



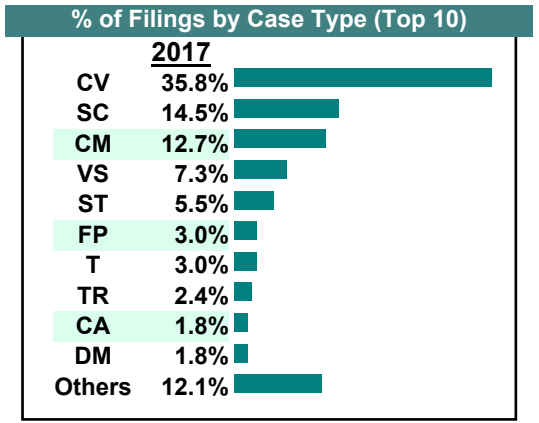
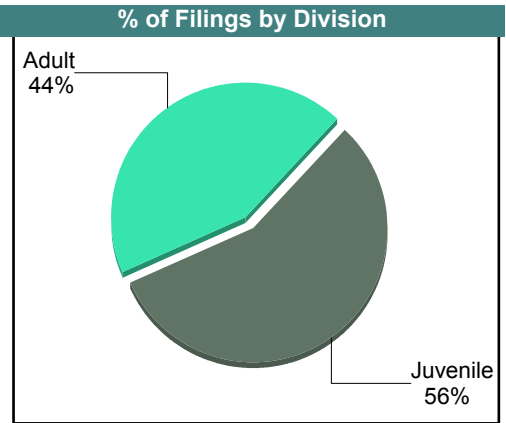

		Filings	Hearings	Transactions	Concluded	Cont
<b>Adult</b>						
Non-Family Abuse Prot Order	AP	2	2	2	0	2
Capias	CA	1	7	7	3	4
Felony	CF	4	21	21	7	14
Misdemeanor	CM	21	48	48	21	27
Family Abuse - Prot Order	FP	8	15	15	6	9
Motion - Prot Order	MP	1	1	1	1	-
Other	OT	1	1	1	1	-
Protective Order	PC	1	1	1	1	-
Show Cause	SC	23	46	46	22	24
Civil Support	VS	14	26	26	10	16
<b>Adult Total</b>		<b>76</b>	<b>168</b>	<b>168</b>	<b>72</b>	<b>96</b>

<b>Juvenile</b>						
Abuse or Neglect	AN	1	5	5	3	2
Custody Visitation	CV	78	163	163	77	86
Felony	DF	0	1	1	1	-
Misdemeanor	DM	8	23	23	11	12
Foster Care Review	FC	6	6	6	6	-
Initial Foster Care	IF	2	2	2	2	-
Petition	PT	6	6	6	3	3
Remand Custody	RC	2	2	2	2	-
Child at Risk	RI	0	4	4	0	4
Remand Visitation	RV	2	2	2	2	-
Show Cause	SC	0	1	1	0	1
Status	ST	10	13	13	9	4
Traffic	T	4	8	8	4	4
Truancy	TR	1	3	3	1	2
<b>Juvenile Total</b>		<b>120</b>	<b>239</b>	<b>239</b>	<b>121</b>	<b>118</b>

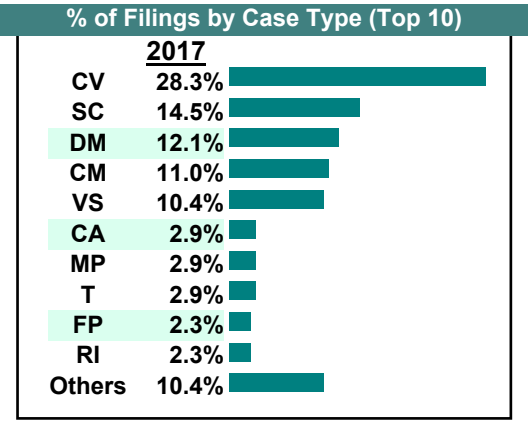
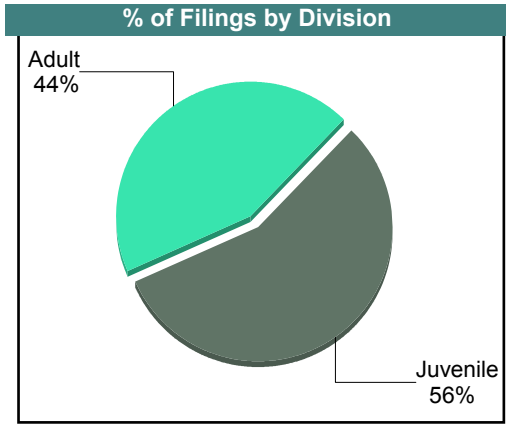

<b>Page Totals</b>		<b>196</b>	<b>407</b>	<b>407</b>	<b>193</b>	<b>214</b>
--------------------	--	------------	------------	------------	------------	------------



		<u>Filings</u>	<u>Hearings</u>	<u>Transactions</u>	<u>Concluded</u>	<u>Cont</u>
<b><u>Adult</u></b>						
Non-Family Abuse Prot Order	AP	0	3	3	3	-
Capias	CA	3	9	9	2	7
Felony	CF	2	16	16	4	12
Misdemeanor	CM	21	61	61	19	42
Family Abuse - Prot Order	FP	5	11	11	2	9
Motion - Prot Order	MP	2	3	3	3	-
Remand Support	RS	3	3	3	3	-
Show Cause	SC	23	48	48	27	21
SL/Other	SL	1	1	1	1	-
Civil Support	VS	12	28	28	8	20
<b>Adult Total</b>		<b>72</b>	<b>183</b>	<b>183</b>	<b>72</b>	<b>111</b>
<b><u>Juvenile</u></b>						
Abuse or Neglect	AN	0	4	4	0	4
Custody Visitation	CV	59	164	164	53	111
Felony	DF	2	13	13	4	9
Misdemeanor	DM	3	19	19	6	13
Foster Care Review	FC	1	2	2	2	-
Permanency	PH	1	1	1	1	-
Petition	PT	2	2	2	0	2
Remand Custody	RC	3	3	3	3	-
Child at Risk	RI	0	4	4	0	4
Remand Visitation	RV	3	3	3	3	-
Show Cause	SC	1	2	2	1	1
Status	ST	9	19	19	8	11
Traffic	T	5	8	8	3	5
Truancy	TR	4	5	5	3	2
<b>Juvenile Total</b>		<b>93</b>	<b>249</b>	<b>249</b>	<b>87</b>	<b>162</b>
<b>Page Totals</b>		<b>165</b>	<b>432</b>	<b>432</b>	<b>159</b>	<b>273</b>

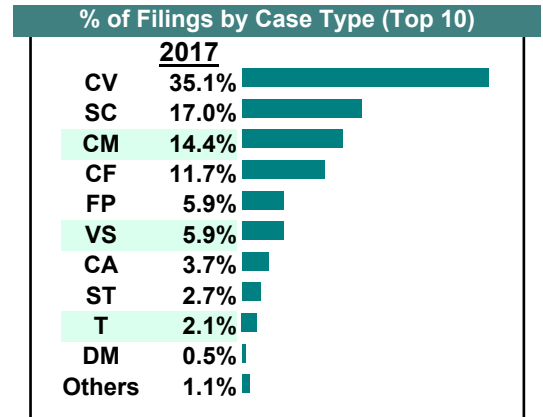
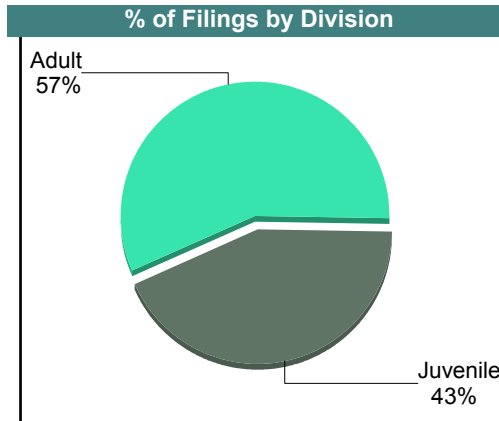



		Filings	Hearings	Transactions	Concluded	Cont
<b>Adult</b>						
Non-Family Abuse Prot Order	AP	3	5	5	0	5
Capias	CA	4	5	5	0	5
Felony	CF	3	16	16	12	4
Misdemeanor	CM	19	58	58	28	30
Family Abuse - Prot Order	FP	4	8	8	4	4
Motion - Prot Order	MP	1	2	2	1	1
Show Cause	SC	24	35	35	21	14
Civil Support	VS	18	31	31	16	15
<b>Adult Total</b>		<b>76</b>	<b>160</b>	<b>160</b>	<b>82</b>	<b>78</b>
<b>Juvenile</b>						
Abuse or Neglect	AN	3	3	3	0	3
Capias	CA	1	3	3	2	1
Custody Visitation	CV	49	117	117	45	72
Felony	DF	3	9	9	2	7
Misdemeanor	DM	21	38	38	10	28
Foster Care Review	FC	1	2	2	1	1
Motion - Prot Order	MP	4	8	8	4	4
Petition	PT	1	1	1	1	-
Child at Risk	RI	4	8	8	0	8
Show Cause	SC	1	6	6	3	3
Status	ST	3	8	8	5	3
Traffic	T	5	7	8	5	3
Truancy	TR	1	1	1	0	1
<b>Juvenile Total</b>		<b>97</b>	<b>211</b>	<b>212</b>	<b>78</b>	<b>134</b>
<b>Page Totals</b>		<b>173</b>	<b>371</b>	<b>372</b>	<b>160</b>	<b>212</b>





		Filings	Hearings	Transactions	Concluded	Cont
<b>Adult</b>						
Capias	CA	3	5	5	4	1
Felony	CF	22	34	34	6	28
Misdemeanor	CM	27	49	49	5	44
Family Abuse - Prot Order	FP	11	21	21	11	10
Motion - Prot Order	MP	1	1	1	0	1
Violation of PO	PV	1	1	1	1	-
Show Cause	SC	31	60	60	28	32
Civil Support	VS	11	27	27	14	13
<b>Adult Total</b>		<b>107</b>	<b>198</b>	<b>198</b>	<b>69</b>	<b>129</b>
<b>Juvenile</b>						
Abuse or Neglect	AN	0	1	1	0	1
Capias	CA	4	6	6	1	5
Custody Visitation	CV	66	140	140	60	80
Felony	DF	0	5	5	0	5
Misdemeanor	DM	1	13	13	1	12
Foster Care Review	FC	0	1	1	0	1
Petition	PT	0	1	1	1	-
Show Cause	SC	1	6	6	2	4
Status	ST	5	16	16	3	13
Traffic	T	4	7	7	2	5
<b>Juvenile Total</b>		<b>81</b>	<b>196</b>	<b>196</b>	<b>70</b>	<b>126</b>
<b>Page Totals</b>		<b>188</b>	<b>394</b>	<b>394</b>	<b>139</b>	<b>255</b>



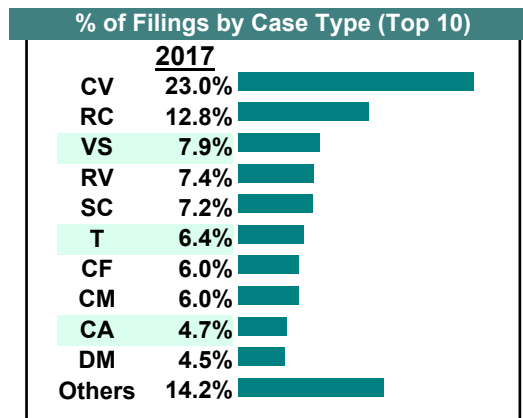
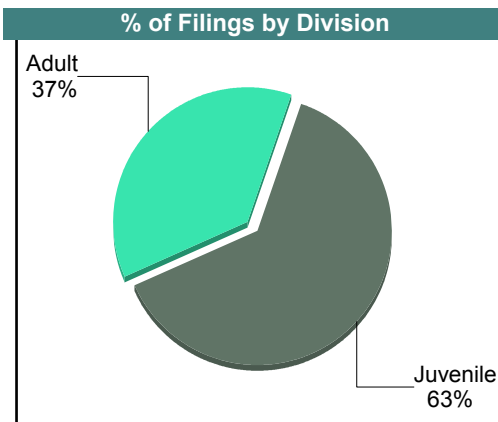

**CASELOAD STATISTICS OF THE JUVENILE & DOMESTIC RELATIONS COURTS**

**Rockingham**

District: 26

December 2017

		<u>Filings</u>	<u>Hearings</u>	<u>Transactions</u>	<u>Concluded</u>	<u>Cont</u>
<b><u>Adult</u></b>						
Non-Family Abuse Prot Order	AP	1	2	2	1	1
Capias	CA	31	89	89	36	53
Felony	CF	42	147	147	21	126
Misdemeanor	CM	42	153	153	54	99
Family Abuse - Prot Order	FP	17	37	37	18	19
Motion - Prot Order	MP	5	5	5	4	1
Violation Fam Abuse PO	PS	0	1	1	1	-
Violation of PO	PV	2	2	2	2	-
Remand Support	RS	12	12	12	12	-
Show Cause	SC	51	128	128	61	66
SL/Other	SL	1	1	1	1	-
Civil Support	VS	56	119	119	44	74
<b>Adult Total</b>		<b>260</b>	<b>696</b>	<b>696</b>	<b>255</b>	<b>439</b>
<b><u>Juvenile</u></b>						
Abuse or Neglect	AN	11	57	57	17	40
Non-Family Abuse Prot Order	AP	3	4	4	0	4
Capias	CA	2	4	4	1	3
Custody Visitation	CV	162	443	443	175	268
Felony	DF	6	26	26	8	18
Misdemeanor	DM	32	66	66	26	40
Entrustment	ET	3	3	3	3	-
Foster Care Review	FC	12	12	12	12	-
Initial Foster Care	IF	5	5	5	5	-
Juv Support	JS	0	1	1	0	1
Motion - Prot Order	MP	0	8	8	4	2
Permanency	PH	8	8	8	8	-
Petition	PT	5	12	12	5	7
Remand Custody	RC	90	90	90	90	-
Child at Risk	RI	0	1	1	1	-
Remand Visitation	RV	52	52	52	52	-
Show Cause	SC	0	2	2	1	1
Status	ST	2	4	4	3	1
Traffic	T	45	57	60	42	17
Term Parental Rights	TP	0	6	6	6	-
Truancy	TR	6	10	10	8	2
Voluntary Continuing Services Agreement	VA	1	2	2	1	1
<b>Juvenile Total</b>		<b>445</b>	<b>873</b>	<b>876</b>	<b>468</b>	<b>405</b>
<b>Rockingham Totals</b>		<b>705</b>	<b>1,569</b>	<b>1,572</b>	<b>723</b>	<b>844</b>



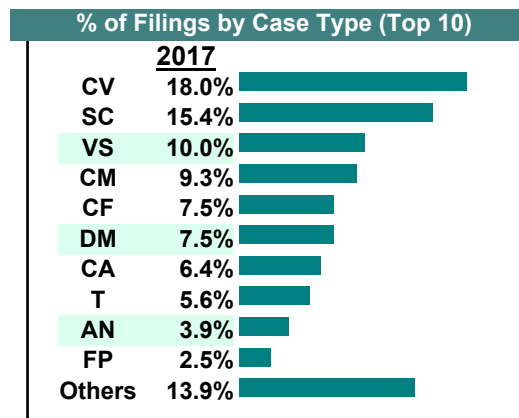
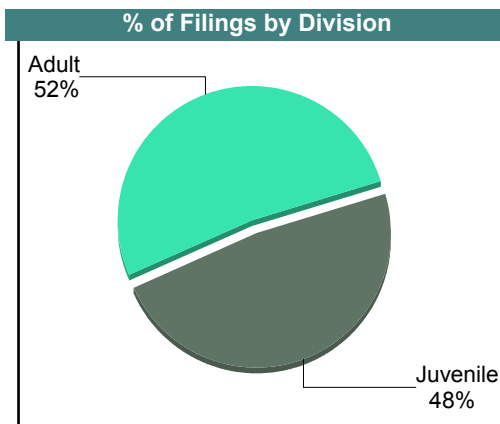

**CASELOAD STATISTICS OF THE JUVENILE & DOMESTIC RELATIONS COURTS**

**Rockingham**

District: 26

November 2017

		<u>Filings</u>	<u>Hearings</u>	<u>Transactions</u>	<u>Concluded</u>	<u>Cont</u>
<b><u>Adult</u></b>						
Capias	CA	30	111	111	43	68
Felony	CF	36	196	196	73	123
Misdemeanor	CM	45	174	174	73	101
Family Abuse - Prot Order	FP	12	29	29	13	15
Other	OT	2	2	2	2	-
Violation Fam Abuse PO	PS	1	1	1	0	1
Violation of PO	PV	6	6	6	6	-
Show Cause	SC	71	131	131	50	81
Civil Support	VS	48	109	109	55	52
<b>Adult Total</b>		<b>251</b>	<b>759</b>	<b>759</b>	<b>315</b>	<b>441</b>
<b><u>Juvenile</u></b>						
Abuse or Neglect	AN	19	81	81	25	56
Non-Family Abuse Prot Order	AP	1	4	4	1	3
Capias	CA	1	4	4	1	3
Child in Need of Services	CS	0	1	1	1	-
Custody Visitation	CV	87	381	381	122	255
Felony	DF	11	34	34	12	22
Misdemeanor	DM	36	90	90	44	46
Foster Care Review	FC	7	7	7	6	1
Initial Foster Care	IF	4	4	4	4	-
Juv Support	JS	1	1	1	0	1
Motion - Prot Order	MP	12	13	13	7	6
Permanency	PH	8	8	8	8	-
Petition	PT	5	17	17	8	9
Show Cause	SC	3	13	13	7	6
Status	ST	1	1	1	1	-
Traffic	T	27	41	45	36	9
Term Parental Rights	TP	7	12	12	5	7
Truancy	TR	1	8	8	7	1
<b>Juvenile Total</b>		<b>231</b>	<b>720</b>	<b>724</b>	<b>295</b>	<b>425</b>
<b>Rockingham Totals</b>		<b>482</b>	<b>1,479</b>	<b>1,483</b>	<b>610</b>	<b>866</b>



CASELOAD STATISTICS OF THE JUVENILE & DOMESTIC RELATIONS COURTS

Rockingham

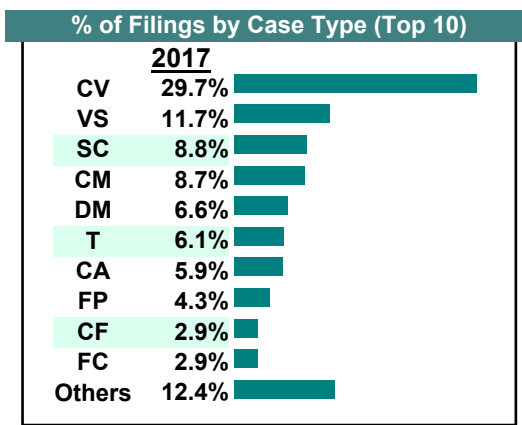
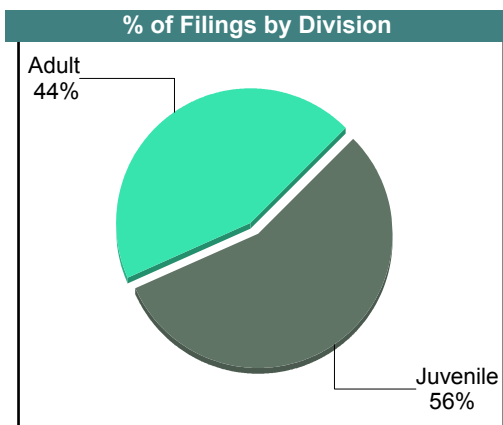

District: 26

October 2017

		Filings	Hearings	Transactions	Concluded	Cont
<b>Adult</b>						
Capias	CA	36	106	106	33	73
Felony	CF	18	168	168	50	118
Misdemeanor	CM	54	205	205	81	124
Family Abuse - Prot Order	FP	27	55	55	23	32
Motion - Prot Order	MP	3	3	3	3	-
Other	OT	6	9	9	8	1
Violation of PO	PV	4	4	4	4	-
Remand Support	RS	1	1	1	1	-
Show Cause	SC	52	111	111	51	60
SL/Other	SL	1	1	1	1	-
Civil Support	VS	73	136	136	63	73
<b>Adult Total</b>		<b>275</b>	<b>799</b>	<b>799</b>	<b>318</b>	<b>481</b>

<b>Juvenile</b>						
Abuse or Neglect	AN	16	59	59	15	44
Non-Family Abuse Prot Order	AP	0	1	1	1	-
Capias	CA	1	4	4	3	1
Custody Visitation	CV	185	525	525	195	329
Felony	DF	1	35	35	14	21
Misdemeanor	DM	41	98	98	34	64
Foster Care Review	FC	18	18	18	18	-
Initial Foster Care	IF	2	2	2	2	-
Motion - Prot Order	MP	1	7	7	2	5
Permanency	PH	15	15	15	15	-
Petition	PT	7	13	13	3	10
Remand Custody	RC	2	2	2	2	-
Child at Risk	RI	0	3	3	3	-
Remand Visitation	RV	4	4	4	4	-
Show Cause	SC	3	15	15	5	10
Status	ST	4	4	4	4	-
Traffic	T	38	49	49	28	21
Term Parental Rights	TP	8	16	16	10	6
Truancy	TR	0	22	22	12	10
Voluntary Continuing Services Agreement	VA	2	2	2	2	-
<b>Juvenile Total</b>		<b>348</b>	<b>894</b>	<b>894</b>	<b>372</b>	<b>521</b>

<b>Rockingham Totals</b>		<b>623</b>	<b>1,693</b>	<b>1,693</b>	<b>690</b>	<b>1,002</b>
--------------------------	--	------------	--------------	--------------	------------	--------------



**CASELOAD STATISTICS OF THE JUVENILE & DOMESTIC RELATIONS COURTS**

**Rockingham**


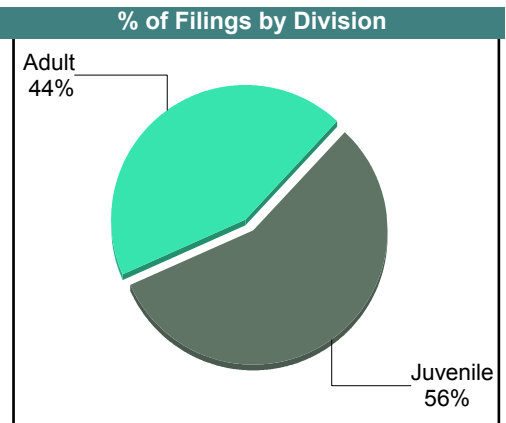

District: 26

September 2017

		<u>Filings</u>	<u>Hearings</u>	<u>Transactions</u>	<u>Concluded</u>	<u>Cont</u>
<b>Adult</b>						
Non-Family Abuse Prot Order	AP	1	2	2	2	-
Capias	CA	33	85	85	23	62
Felony	CF	53	107	107	12	95
Misdemeanor	CM	73	199	199	62	137
Family Abuse - Prot Order	FP	24	45	45	23	22
Motion - Prot Order	MP	5	5	5	5	-
Other	OT	4	5	5	5	-
Violation of PO	PV	4	4	4	4	-
Remand Support	RS	1	1	1	1	-
Show Cause	SC	55	117	117	58	58
Civil Support	VS	68	127	127	55	72
<b>Adult Total</b>		<b>321</b>	<b>697</b>	<b>697</b>	<b>250</b>	<b>446</b>

<b>Juvenile</b>						
Abuse or Neglect	AN	24	54	54	13	41
Non-Family Abuse Prot Order	AP	1	1	1	0	1
Capias	CA	2	3	3	1	2
Child in Need of Services	CS	1	8	8	4	4
Custody Visitation	CV	192	493	493	183	310
Felony	DF	19	33	33	1	32
Misdemeanor	DM	55	95	95	50	45
Foster Care Review	FC	17	18	18	18	-
Initial Foster Care	IF	8	8	8	8	-
Motion - Prot Order	MP	1	3	3	2	1
Protective Order	PC	1	1	1	1	-
Permanency	PH	9	9	9	9	-
Petition	PT	3	8	8	1	7
Remand Custody	RC	1	1	1	1	-
Child at Risk	RI	0	8	8	5	3
Show Cause	SC	7	11	11	5	5
Status	ST	1	2	2	2	-
Traffic	T	59	69	73	50	23
Term Parental Rights	TP	7	20	20	11	9
Truancy	TR	4	10	10	5	5
Voluntary Continuing Services Agreement	VA	4	4	4	4	-
<b>Juvenile Total</b>		<b>416</b>	<b>859</b>	<b>863</b>	<b>374</b>	<b>488</b>

<b>Rockingham Totals</b>		<b>737</b>	<b>1,556</b>	<b>1,560</b>	<b>624</b>	<b>934</b>
--------------------------	--	------------	--------------	--------------	------------	------------



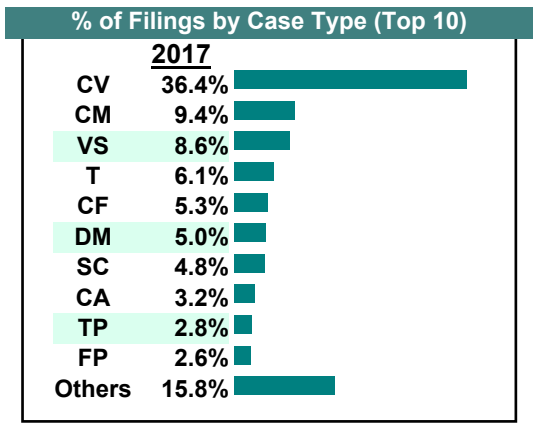
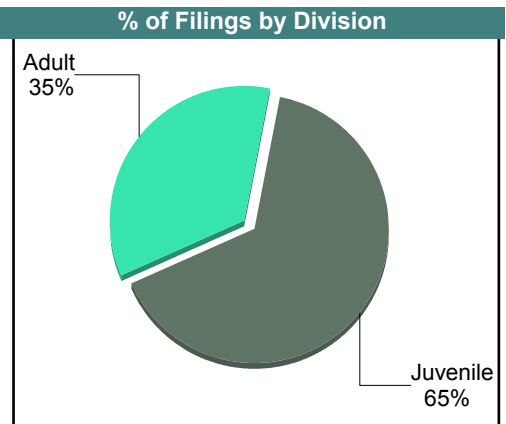

**CASELOAD STATISTICS OF THE JUVENILE & DOMESTIC RELATIONS COURTS**

**Rockingham**

District: 26

August 2017

		<u>Filings</u>	<u>Hearings</u>	<u>Transactions</u>	<u>Concluded</u>	<u>Cont</u>
<b>Adult</b>						
Non-Family Abuse Prot Order	AP	4	5	5	3	2
Capias	CA	22	78	78	21	57
Felony	CF	36	218	218	89	129
Misdemeanor	CM	64	196	196	43	153
Family Abuse - Prot Order	FP	18	39	39	23	16
Motion - Prot Order	MP	4	4	4	4	-
Other	OT	3	5	5	3	2
Violation of PO	PV	3	3	3	3	-
Remand Support	RS	1	1	1	1	-
Show Cause	SC	23	63	63	24	39
SL/Other	SL	1	1	1	1	-
Civil Support	VS	59	127	127	67	60
<b>Adult Total</b>		<b>238</b>	<b>740</b>	<b>740</b>	<b>282</b>	<b>458</b>
<b>Juvenile</b>						
Abuse or Neglect	AN	9	61	61	22	39
Capias	CA	0	4	4	2	2
Custody Visitation	CV	249	585	585	223	360
Felony	DF	9	19	19	3	16
Misdemeanor	DM	34	88	88	27	61
Entrustment	ET	0	2	2	2	-
Foster Care Review	FC	10	11	11	10	1
Initial Foster Care	IF	11	11	11	11	-
Juv Support	JS	0	1	1	1	-
Motion - Prot Order	MP	6	10	10	4	6
Permanency	PH	16	18	18	17	1
Petition	PT	5	12	12	6	6
Remand Custody	RC	2	2	2	2	-
Child at Risk	RI	1	15	15	3	12
Remand Visitation	RV	2	2	2	2	-
Show Cause	SC	10	23	23	8	15
Status	ST	8	8	8	5	3
Traffic	T	42	63	70	55	15
Term Parental Rights	TP	19	25	25	9	16
Truancy	TR	11	25	25	5	20
Voluntary Continuing Services Agreement	VA	2	2	2	2	-
<b>Juvenile Total</b>		<b>446</b>	<b>987</b>	<b>994</b>	<b>419</b>	<b>573</b>
<b>Rockingham Totals</b>		<b>684</b>	<b>1,727</b>	<b>1,734</b>	<b>701</b>	<b>1,031</b>



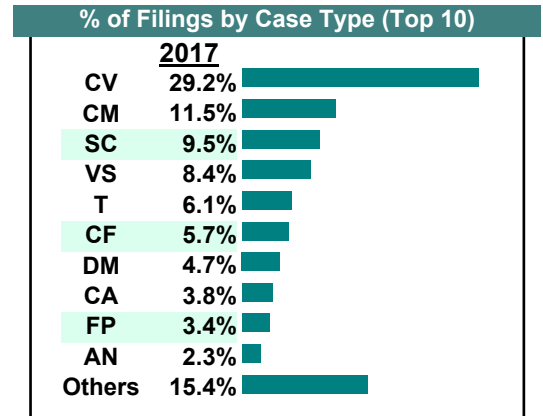
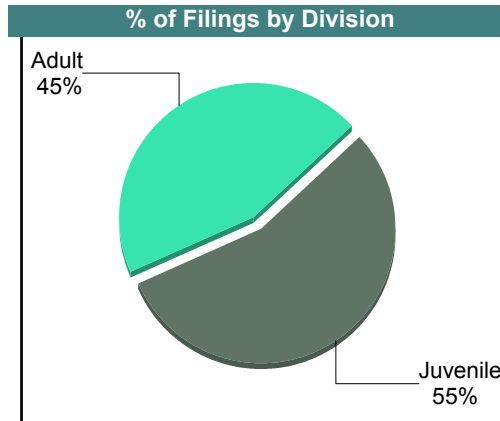
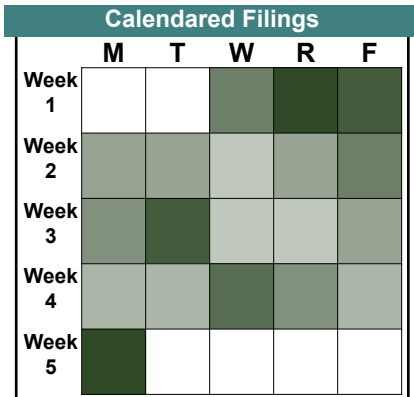
**CASELOAD STATISTICS OF THE JUVENILE & DOMESTIC RELATIONS COURTS**

**Rockingham**

District: 26

July 2017

		<u>Filings</u>	<u>Hearings</u>	<u>Transactions</u>	<u>Concluded</u>	<u>Cont</u>
<b><u>Adult</u></b>						
Capias	CA	20	77	77	32	45
Felony	CF	32	146	146	30	116
Misdemeanor	CM	64	211	211	82	129
Family Abuse - Prot Order	FP	19	38	38	19	19
Motion - Prot Order	MP	3	3	3	3	-
Other	OT	6	9	9	3	6
Violation of PO	PV	6	6	6	6	-
Remand Support	RS	3	3	3	3	-
Show Cause	SC	48	124	124	67	57
SL/Other	SL	1	1	1	1	-
Civil Support	VS	47	110	110	50	60
<b>Adult Total</b>		<b>249</b>	<b>728</b>	<b>728</b>	<b>296</b>	<b>432</b>
<b><u>Juvenile</u></b>						
Abuse or Neglect	AN	13	57	57	20	37
Capias	CA	1	4	4	3	1
Custody Relief	CR	1	1	1	1	-
Child in Need of Services	CS	0	6	6	4	2
Custody Visitation	CV	163	454	454	149	304
Felony	DF	2	18	18	6	12
Misdemeanor	DM	26	69	69	26	43
Foster Care Review	FC	1	1	1	1	-
Initial Foster Care	IF	5	5	5	5	-
Motion - Prot Order	MP	0	6	6	2	4
Permanency	PH	12	12	12	12	-
Petition	PT	2	7	7	1	6
Remand Custody	RC	9	9	9	9	-
Child at Risk	RI	5	11	11	0	11
Remand Visitation	RV	9	9	9	9	-
Show Cause	SC	5	10	10	4	6
Status	ST	4	3	4	4	-
Traffic	T	34	45	52	37	15
Term Parental Rights	TP	3	7	7	3	4
Truancy	TR	12	21	21	3	18
Voluntary Continuing Services Agreement	VA	2	2	2	2	-
<b>Juvenile Total</b>		<b>309</b>	<b>757</b>	<b>765</b>	<b>301</b>	<b>463</b>
<b>Rockingham Totals</b>		<b>558</b>	<b>1,485</b>	<b>1,493</b>	<b>597</b>	<b>895</b>



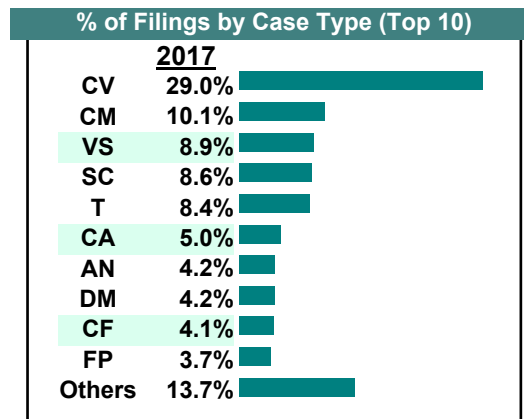
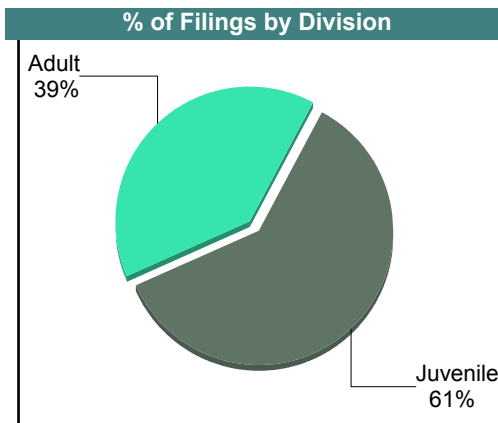

# CASELOAD STATISTICS OF THE JUVENILE & DOMESTIC RELATIONS COURTS

Rockingham

District: 26

June 2017

		Filings	Hearings	Transactions	Concluded	Cont
<b>Adult</b>						
Non-Family Abuse Prot Order	AP	0	2	2	2	-
Capias	CA	27	97	97	30	67
Felony	CF	26	204	204	54	150
Misdemeanor	CM	65	205	205	63	142
Family Abuse - Prot Order	FP	23	53	53	26	27
Motion - Prot Order	MP	4	4	4	4	-
Other	OT	0	2	2	2	-
Violation of PO	PV	4	4	4	4	-
Remand Support	RS	1	1	1	1	-
Show Cause	SC	43	148	148	68	80
SL/Other	SL	2	2	2	2	-
Civil Support	VS	57	146	146	67	79
<b>Adult Total</b>		<b>252</b>	<b>868</b>	<b>868</b>	<b>323</b>	<b>545</b>
<b>Juvenile</b>						
Abuse or Neglect	AN	27	77	77	22	55
Capias	CA	5	23	23	5	18
Child in Need of Services	CS	2	6	6	0	6
Custody Visitation	CV	186	547	547	209	336
Felony	DF	7	24	24	7	17
Misdemeanor	DM	27	78	78	28	50
Entrustment	ET	1	2	2	0	2
Foster Care Review	FC	10	10	10	9	1
Family Abuse - Prot Order	FP	1	1	1	1	-
Initial Foster Care	IF	11	11	11	11	-
Juv Support	JS	0	1	1	1	-
Motion - Prot Order	MP	3	5	5	2	3
Permanency	PH	8	8	8	7	1
Petition	PT	0	8	8	3	5
Remand Custody	RC	2	2	2	2	-
Child at Risk	RI	6	14	14	2	12
Remand Visitation	RV	2	2	2	2	-
Show Cause	SC	12	29	29	16	13
Status	ST	4	4	4	3	1
Traffic	T	54	67	71	39	32
Term Parental Rights	TP	6	13	13	8	5
Truancy	TR	11	28	28	12	16
Voluntary Continuing Services Agreement	VA	4	4	4	4	-
<b>Juvenile Total</b>		<b>389</b>	<b>964</b>	<b>968</b>	<b>393</b>	<b>573</b>
<b>Rockingham Totals</b>		<b>641</b>	<b>1,832</b>	<b>1,836</b>	<b>716</b>	<b>1,118</b>





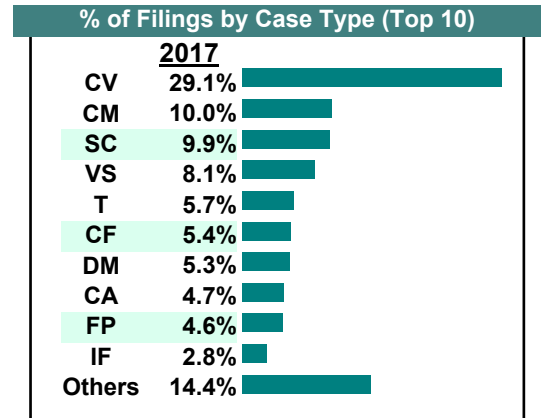
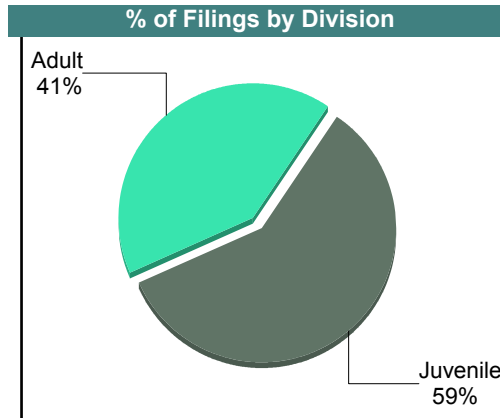

**CASELOAD STATISTICS OF THE JUVENILE & DOMESTIC RELATIONS COURTS**

**Rockingham**

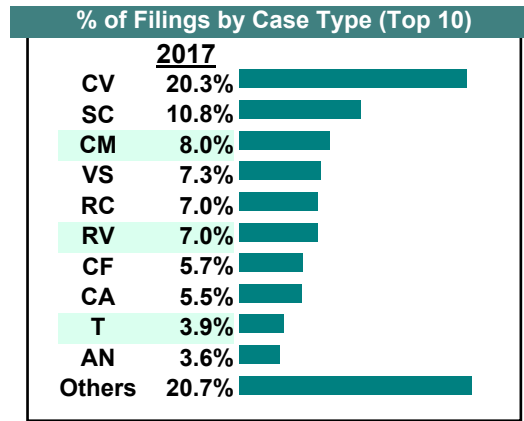
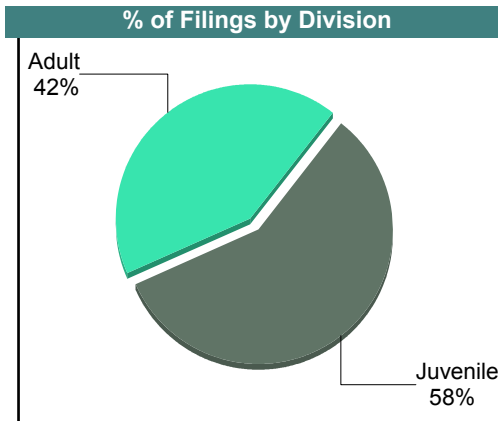
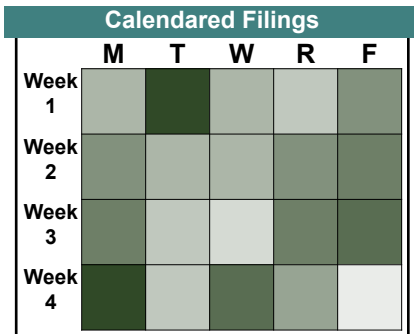
District: 26

May 2017

		<u>Filings</u>	<u>Hearings</u>	<u>Transactions</u>	<u>Concluded</u>	<u>Cont</u>
<b><u>Adult</u></b>						
Non-Family Abuse Prot Order	AP	3	5	5	2	3
Bond Forfeiture	BF	0	1	1	1	-
Capias	CA	30	93	93	32	61
Felony	CF	37	153	153	48	105
Misdemeanor	CM	68	171	171	53	118
Family Abuse - Prot Order	FP	31	65	65	32	33
Motion - Prot Order	MP	1	1	1	1	-
Other	OT	2	2	2	1	1
Show Cause	SC	50	145	145	52	93
SL/Other	SL	2	2	2	2	-
Civil Support	VS	55	164	164	57	105
<b>Adult Total</b>		<b>279</b>	<b>802</b>	<b>802</b>	<b>281</b>	<b>519</b>
<b><u>Juvenile</u></b>						
Abuse or Neglect	AN	18	75	75	22	53
Non-Family Abuse Prot Order	AP	1	4	4	3	1
Capias	CA	2	5	5	0	5
Custody Relief	CR	0	1	1	1	-
Child in Need of Services	CS	4	8	8	3	5
Custody Visitation	CV	198	654	654	194	460
Felony	DF	12	28	28	4	24
Misdemeanor	DM	36	83	83	30	53
Entrustment	ET	1	1	1	1	-
Foster Care Review	FC	11	11	11	11	-
Initial Foster Care	IF	19	19	19	19	-
Juv Support	JS	1	2	2	1	1
Permanency	PH	17	20	20	20	-
Petition	PT	2	9	9	6	3
Child at Risk	RI	2	2	2	0	2
Show Cause	SC	17	28	28	13	15
Status	ST	2	2	2	2	-
Traffic	T	39	49	56	33	23
Term Parental Rights	TP	11	19	19	16	3
Truancy	TR	5	20	20	10	10
Voluntary Continuing Services Agreement	VA	3	3	3	3	-
<b>Juvenile Total</b>		<b>401</b>	<b>1,043</b>	<b>1,050</b>	<b>392</b>	<b>658</b>
<b>Rockingham Totals</b>		<b>680</b>	<b>1,845</b>	<b>1,852</b>	<b>673</b>	<b>1,177</b>



		<u>Filings</u>	<u>Hearings</u>	<u>Transactions</u>	<u>Concluded</u>	<u>Cont</u>
<b><u>Adult</u></b>						
Non-Family Abuse Prot Order	AP	1	3	3	1	2
Capias	CA	35	84	84	32	52
Felony	CF	39	206	206	22	184
Misdemeanor	CM	55	208	208	71	137
Family Abuse - Prot Order	FP	22	41	41	19	22
Motion - Prot Order	MP	4	4	4	4	-
Other	OT	3	3	3	3	-
Protective Order	PC	1	1	1	1	-
Violation of PO	PV	4	4	4	4	-
Remand Support	RS	7	7	7	7	-
Show Cause	SC	68	148	148	63	85
SL/Other	SL	1	1	1	1	-
Civil Support	VS	50	126	126	49	77
<b>Adult Total</b>		<b>290</b>	<b>836</b>	<b>836</b>	<b>277</b>	<b>559</b>
<b><u>Juvenile</u></b>						
Abuse or Neglect	AN	25	65	65	12	53
Non-Family Abuse Prot Order	AP	6	12	12	3	9
Capias	CA	3	7	7	1	6
Custody Relief	CR	0	1	1	1	-
Child in Need of Services	CS	0	1	1	0	1
Custody Visitation	CV	139	507	507	153	351
Felony	DF	4	29	29	11	18
Misdemeanor	DM	11	56	56	20	36
Entrustment	ET	1	1	1	0	1
Foster Care Review	FC	11	11	11	11	-
Initial Foster Care	IF	7	7	7	7	-
Juv Support	JS	1	1	1	0	1
Permanency	PH	24	28	28	22	6
Petition	PT	5	16	16	7	9
Remand Custody	RC	48	48	48	48	-
Remand Visitation	RV	48	48	48	48	-
Show Cause	SC	6	20	20	11	9
Status	ST	2	3	3	3	-
Traffic	T	27	48	49	36	13
Term Parental Rights	TP	15	17	17	11	6
Truancy	TR	8	15	15	3	12
Voluntary Continuing Services Agreement	VA	4	4	4	4	-
<b>Juvenile Total</b>		<b>395</b>	<b>945</b>	<b>946</b>	<b>412</b>	<b>531</b>
<b>Rockingham Totals</b>		<b>685</b>	<b>1,781</b>	<b>1,782</b>	<b>689</b>	<b>1,090</b>



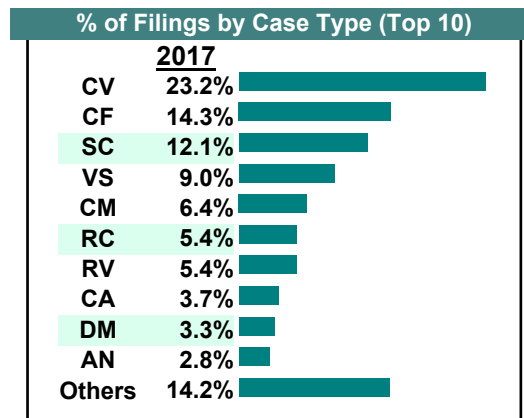
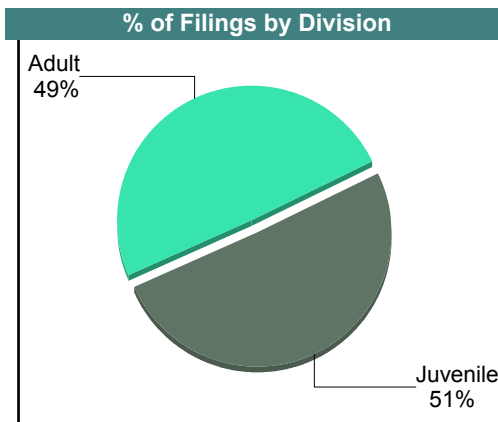

**CASELOAD STATISTICS OF THE JUVENILE & DOMESTIC RELATIONS COURTS**

**Rockingham**

District: 26

March 2017

		<u>Filings</u>	<u>Hearings</u>	<u>Transactions</u>	<u>Concluded</u>	<u>Cont</u>
<b><u>Adult</u></b>						
Non-Family Abuse Prot Order	AP	1	2	2	1	1
Capias	CA	29	116	116	38	78
Felony	CF	116	230	230	30	200
Misdemeanor	CM	52	182	182	62	120
Family Abuse - Prot Order	FP	23	47	47	18	29
Motion - Prot Order	MP	5	5	5	5	-
Other	OT	3	3	3	2	1
Violation of PO	PV	2	2	2	2	-
Remand Support	RS	8	8	8	8	-
Show Cause	SC	88	140	140	55	85
Civil Support	VS	73	144	144	61	83
<b>Adult Total</b>		<b>400</b>	<b>879</b>	<b>879</b>	<b>282</b>	<b>597</b>
<b><u>Juvenile</u></b>						
Abuse or Neglect	AN	23	98	98	20	78
Non-Family Abuse Prot Order	AP	1	2	2	1	1
Capias	CA	1	4	4	0	4
Custody Relief	CR	0	3	3	1	2
Child in Need of Services	CS	2	5	5	1	4
Custody Visitation	CV	188	541	541	189	351
Felony	DF	5	36	36	7	29
Misdemeanor	DM	27	84	84	26	58
Entrustment	ET	0	1	1	1	-
Foster Care Review	FC	6	7	7	7	-
Initial Foster Care	IF	4	4	4	4	-
Juv Support	JS	1	1	1	0	1
Motion - Prot Order	MP	2	14	14	13	1
Permanency	PH	13	13	13	13	-
Petition	PT	0	9	9	3	6
Remand Custody	RC	44	44	44	44	-
Remand Visitation	RV	44	44	44	44	-
Show Cause	SC	10	19	19	6	13
Status	ST	0	2	2	1	1
Traffic	T	16	29	29	15	14
Term Parental Rights	TP	12	17	17	13	4
Truancy	TR	9	18	18	9	9
Voluntary Continuing Services Agreement	VA	2	2	2	2	-
<b>Juvenile Total</b>		<b>410</b>	<b>997</b>	<b>997</b>	<b>420</b>	<b>576</b>
<b>Rockingham Totals</b>		<b>810</b>	<b>1,876</b>	<b>1,876</b>	<b>702</b>	<b>1,173</b>



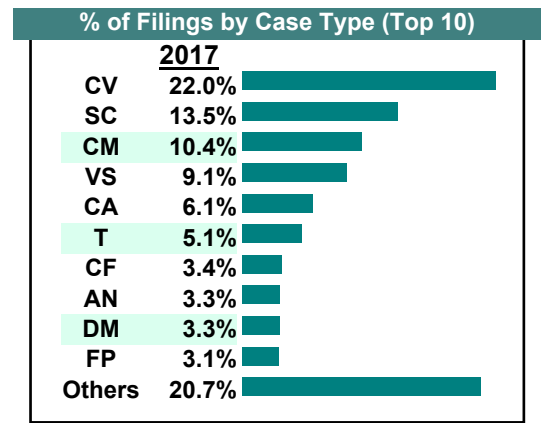
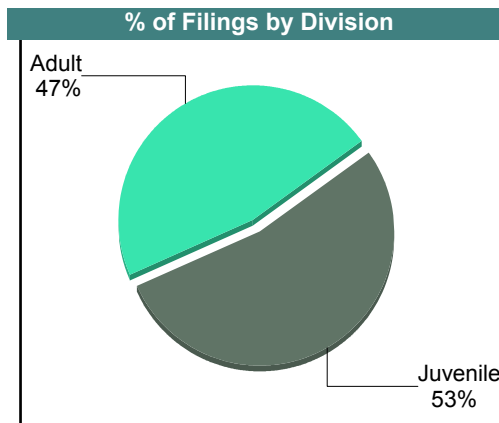

**CASELOAD STATISTICS OF THE JUVENILE & DOMESTIC RELATIONS COURTS**

**Rockingham**

District: 26

February 2017

		<u>Filings</u>	<u>Hearings</u>	<u>Transactions</u>	<u>Concluded</u>	<u>Cont</u>
<b><u>Adult</u></b>						
Non-Family Abuse Prot Order	AP	2	3	3	1	2
Capias	CA	42	88	88	27	61
Felony	CF	24	113	113	22	91
Misdemeanor	CM	73	191	191	63	128
Family Abuse - Prot Order	FP	21	46	46	27	19
Motion - Prot Order	MP	8	8	8	8	-
Other	OT	3	3	3	3	-
Protective Order	PC	1	1	1	1	-
Violation of PO	PV	2	2	2	2	-
Remand Support	RS	5	5	5	5	-
Show Cause	SC	81	135	135	62	73
SL/Other	SL	2	2	2	2	-
Civil Support	VS	64	132	132	73	59
<b>Adult Total</b>		<b>328</b>	<b>729</b>	<b>729</b>	<b>296</b>	<b>433</b>
<b><u>Juvenile</u></b>						
Abuse or Neglect	AN	23	57	57	16	41
Non-Family Abuse Prot Order	AP	1	1	1	0	1
Capias	CA	1	2	2	1	1
Custody Relief	CR	0	2	2	1	1
Child in Need of Services	CS	0	3	3	2	1
Custody Visitation	CV	155	488	488	166	321
Felony	DF	10	57	57	20	37
Misdemeanor	DM	23	114	114	81	33
Emancipation	EP	0	1	1	1	-
Entrustment	ET	2	2	2	1	1
Foster Care Review	FC	13	13	13	13	-
Family Abuse - Prot Order	FP	1	2	2	2	-
Initial Foster Care	IF	7	7	7	7	-
Motion - Prot Order	MP	3	13	13	4	9
Permanency	PH	14	14	14	11	3
Petition	PT	9	17	17	4	13
Remand Custody	RC	22	22	22	22	-
Remand Visitation	RV	22	22	22	22	-
Show Cause	SC	14	20	20	10	10
Status	ST	1	4	4	2	2
Traffic	T	36	41	46	29	17
Term Parental Rights	TP	8	9	9	1	8
Truancy	TR	11	15	15	5	10
<b>Juvenile Total</b>		<b>376</b>	<b>926</b>	<b>931</b>	<b>421</b>	<b>509</b>
<b>Rockingham Totals</b>		<b>704</b>	<b>1,655</b>	<b>1,660</b>	<b>717</b>	<b>942</b>



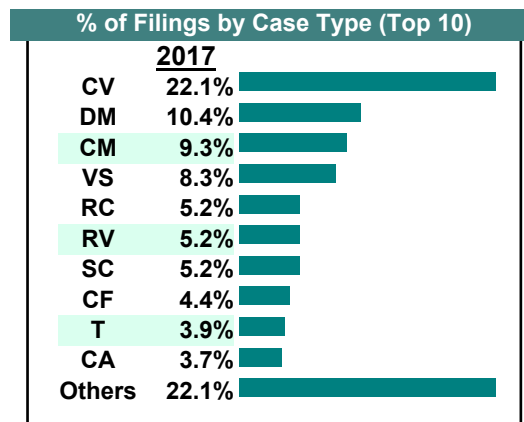
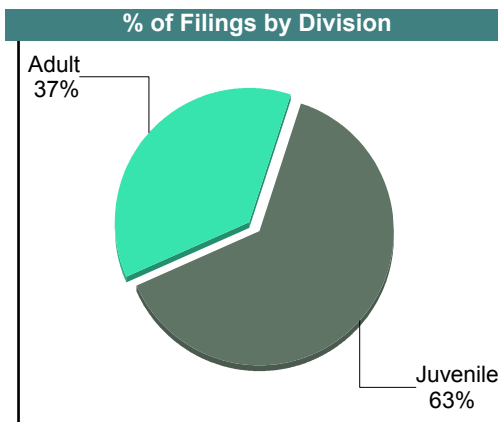

# CASELOAD STATISTICS OF THE JUVENILE & DOMESTIC RELATIONS COURTS

January 2017

Rockingham

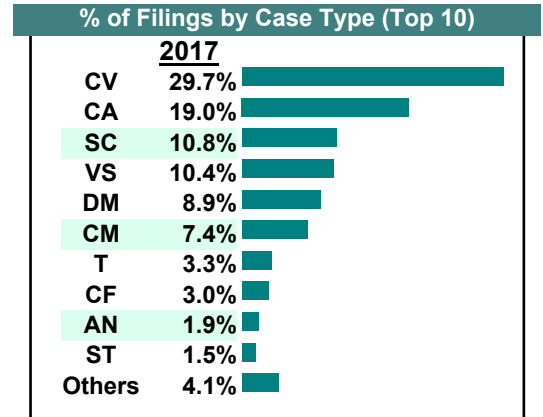
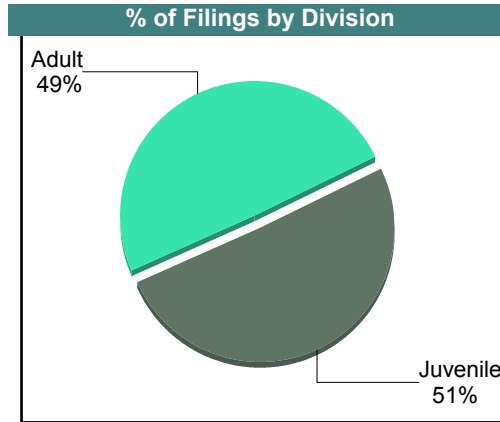
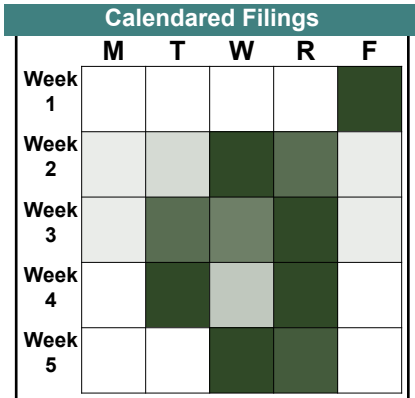
District: 26

		<u>Filings</u>	<u>Hearings</u>	<u>Transactions</u>	<u>Concluded</u>	<u>Cont</u>
<b><u>Adult</u></b>						
Capias	CA	25	85	85	36	49
Felony	CF	31	86	86	25	61
Misdemeanor	CM	66	199	199	57	142
Family Abuse - Prot Order	FP	23	43	43	22	21
Motion - Prot Order	MP	6	6	6	6	-
Other	OT	2	3	3	3	-
Violation of PO	PV	2	2	2	2	-
Remand Support	RS	17	17	17	17	-
Show Cause	SC	27	93	93	49	43
SL/Other	SL	1	1	1	1	-
Civil Support	VS	59	111	111	60	51
<b>Adult Total</b>		<b>259</b>	<b>646</b>	<b>646</b>	<b>278</b>	<b>367</b>
<b><u>Juvenile</u></b>						
Abuse or Neglect	AN	12	37	37	13	24
Non-Family Abuse Prot Order	AP	1	2	2	1	1
Capias	CA	1	3	3	1	2
Custody Relief	CR	3	3	3	0	3
Child in Need of Services	CS	4	6	6	1	5
Custody Visitation	CV	157	414	414	137	275
Felony	DF	22	66	66	26	40
Misdemeanor	DM	74	131	131	35	96
Entrustment	ET	1	1	1	1	-
Foster Care Review	FC	10	10	10	10	-
Family Abuse - Prot Order	FP	1	2	2	0	2
Initial Foster Care	IF	4	4	4	4	-
Motion - Prot Order	MP	7	8	8	2	6
Permanency	PH	19	20	20	19	1
Petition	PT	3	12	12	3	9
Remand Custody	RC	37	37	37	37	-
Remand Visitation	RV	37	37	37	37	-
Show Cause	SC	10	21	21	8	13
Status	ST	3	5	5	3	2
Traffic	T	28	34	34	25	9
Term Parental Rights	TP	9	10	10	7	3
Truancy	TR	7	14	14	6	8
<b>Juvenile Total</b>		<b>450</b>	<b>877</b>	<b>877</b>	<b>376</b>	<b>499</b>
<b>Rockingham Totals</b>		<b>709</b>	<b>1,523</b>	<b>1,523</b>	<b>654</b>	<b>866</b>



December 2017

		Filings	Hearings	Transactions	Concluded	Cont
<b>Adult</b>						
Capias	CA	49	56	56	48	8
Felony	CF	8	27	27	19	8
Misdemeanor	CM	20	42	42	15	27
Family Abuse - Prot Order	FP	2	7	7	2	5
Motion - Prot Order	MP	2	2	2	2	-
Other	OT	1	1	1	1	-
Remand Support	RS	1	1	1	1	-
Show Cause	SC	22	46	46	25	21
Civil Support	VS	28	50	50	32	18
<b>Adult Total</b>		<b>133</b>	<b>232</b>	<b>232</b>	<b>145</b>	<b>87</b>
<b>Juvenile</b>						
Abuse or Neglect	AN	5	17	17	4	13
Capias	CA	2	2	2	0	2
Child in Need of Services	CS	0	1	1	0	1
Custody Visitation	CV	80	176	176	78	98
Felony	DF	2	15	15	6	9
Misdemeanor	DM	24	65	65	27	38
Petition	PT	1	4	4	2	2
Remand Custody	RC	1	1	1	1	-
Remand Visitation	RV	1	1	1	1	-
Show Cause	SC	7	19	19	4	15
Status	ST	4	7	7	1	6
Traffic	T	9	13	13	13	-
<b>Juvenile Total</b>		<b>136</b>	<b>321</b>	<b>321</b>	<b>137</b>	<b>184</b>
<b>Shenandoah Totals</b>		<b>269</b>	<b>553</b>	<b>553</b>	<b>282</b>	<b>271</b>



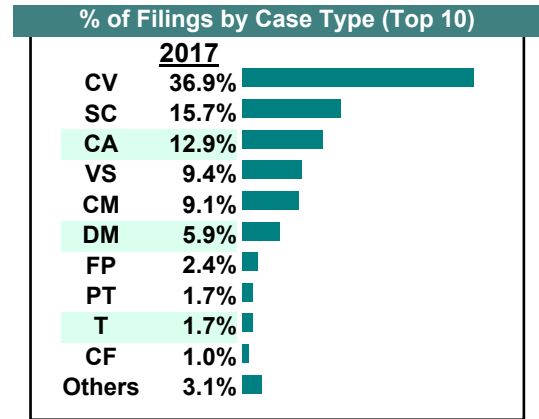
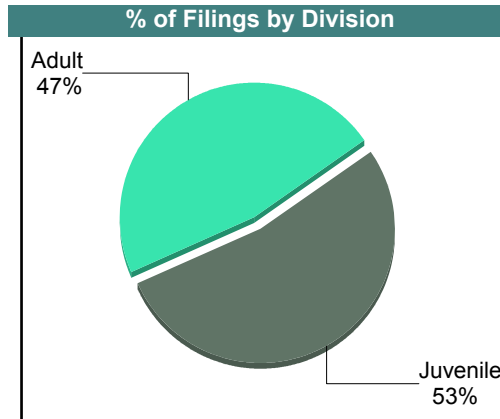
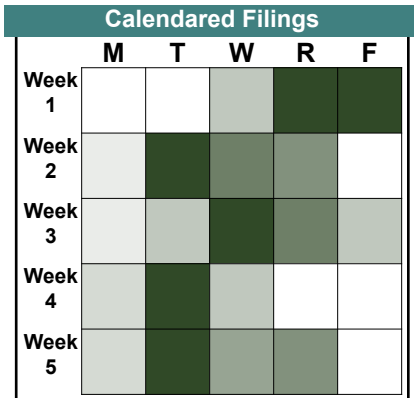
**CASELOAD STATISTICS OF THE JUVENILE & DOMESTIC RELATIONS COURTS**

**Shenandoah**

District: 26

November 2017

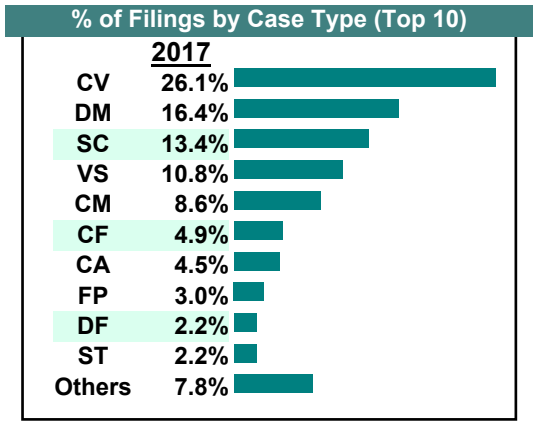
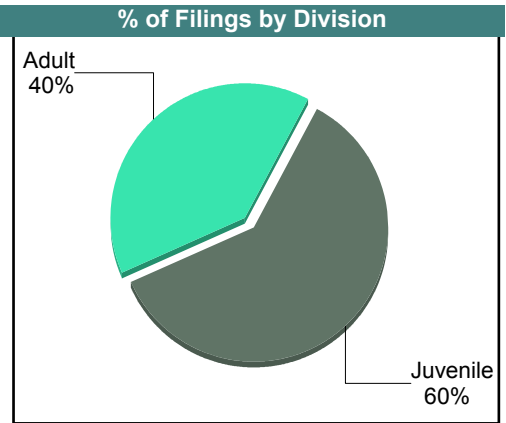

		<u>Filings</u>	<u>Hearings</u>	<u>Transactions</u>	<u>Concluded</u>	<u>Cont</u>
<b><u>Adult</u></b>						
Capias	CA	37	44	44	37	7
Felony	CF	3	11	11	7	4
Misdemeanor	CM	26	75	75	16	59
Family Abuse - Prot Order	FP	6	17	17	9	8
Motion - Prot Order	MP	1	1	1	1	-
Show Cause	SC	35	49	49	19	30
Civil Support	VS	27	61	61	36	25
<b>Adult Total</b>		<b>135</b>	<b>258</b>	<b>258</b>	<b>125</b>	<b>133</b>
<b><u>Juvenile</u></b>						
Abuse or Neglect	AN	1	5	5	1	4
Capias	CA	0	2	2	1	1
Child in Need of Services	CS	1	2	2	1	1
Custody Visitation	CV	106	217	217	115	102
Felony	DF	1	24	24	7	17
Misdemeanor	DM	17	57	57	16	40
Family Abuse - Prot Order	FP	1	2	2	1	1
Initial Foster Care	IF	1	1	1	1	-
Petition	PT	5	6	6	1	5
Show Cause	SC	10	25	25	14	11
Status	ST	3	4	4	1	3
Traffic	T	5	14	15	10	5
Truancy	TR	1	1	1	1	-
<b>Juvenile Total</b>		<b>152</b>	<b>360</b>	<b>361</b>	<b>170</b>	<b>190</b>
<b>Shenandoah Totals</b>		<b>287</b>	<b>618</b>	<b>619</b>	<b>295</b>	<b>323</b>



		<u>Filings</u>	<u>Hearings</u>	<u>Transactions</u>	<u>Concluded</u>	<u>Cont</u>
<b>Adult</b>						
Non-Family Abuse Prot Order	AP	1	1	1	1	-
Capias	CA	11	20	20	10	10
Felony	CF	13	34	34	6	28
Misdemeanor	CM	23	56	56	24	32
Family Abuse - Prot Order	FP	8	15	15	9	6
Motion - Prot Order	MP	1	1	1	1	-
Show Cause	SC	20	34	34	14	20
Civil Support	VS	29	54	54	27	27
<b>Adult Total</b>		<b>106</b>	<b>215</b>	<b>215</b>	<b>92</b>	<b>123</b>

<b>Juvenile</b>						
Abuse or Neglect	AN	2	5	5	0	5
Capias	CA	1	2	2	1	1
Child in Need of Services	CS	2	7	7	5	2
Custody Visitation	CV	70	173	173	77	96
Felony	DF	6	16	16	4	12
Misdemeanor	DM	44	88	88	22	66
Initial Foster Care	IF	1	1	1	1	-
Motion - Prot Order	MP	1	3	3	3	-
Permanency	PH	1	1	1	1	-
Petition	PT	2	3	3	0	3
Remand Custody	RC	2	2	2	2	-
Remand Visitation	RV	2	2	2	2	-
Show Cause	SC	16	20	20	3	17
Status	ST	6	10	10	5	5
Traffic	T	5	4	6	5	1
Truancy	TR	1	1	1	0	1
<b>Juvenile Total</b>		<b>162</b>	<b>338</b>	<b>340</b>	<b>131</b>	<b>209</b>

<b>Shenandoah Totals</b>		<b>268</b>	<b>553</b>	<b>555</b>	<b>223</b>	<b>332</b>
--------------------------	--	------------	------------	------------	------------	------------



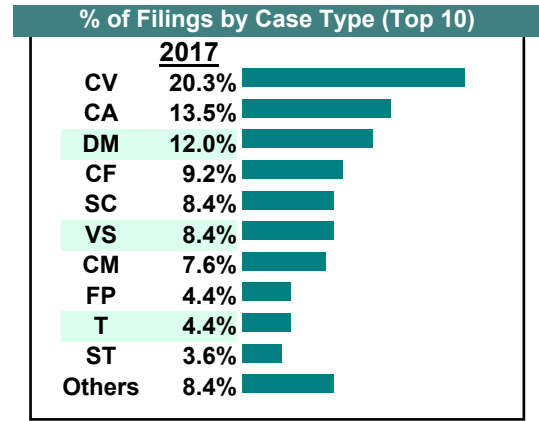
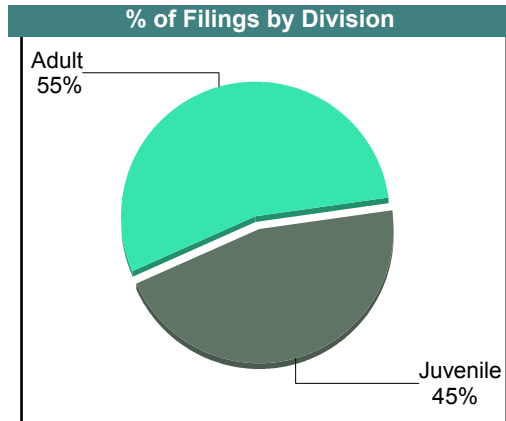



September 2017

		Filings	Hearings	Transactions	Concluded	Cont
<b>Adult</b>						
Non-Family Abuse Prot Order	AP	2	2	2	2	-
Capias	CA	34	41	41	34	7
Felony	CF	23	54	54	11	43
Misdemeanor	CM	19	58	58	25	33
Family Abuse - Prot Order	FP	11	17	17	8	9
Motion - Prot Order	MP	2	2	2	2	-
Other	OT	4	4	4	4	-
Remand Support	RS	1	1	1	1	-
Show Cause	SC	20	39	39	22	17
Civil Support	VS	21	40	40	21	19
<b>Adult Total</b>		<b>137</b>	<b>258</b>	<b>258</b>	<b>130</b>	<b>128</b>

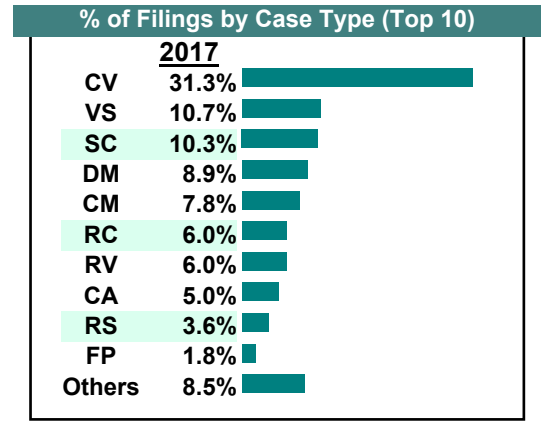
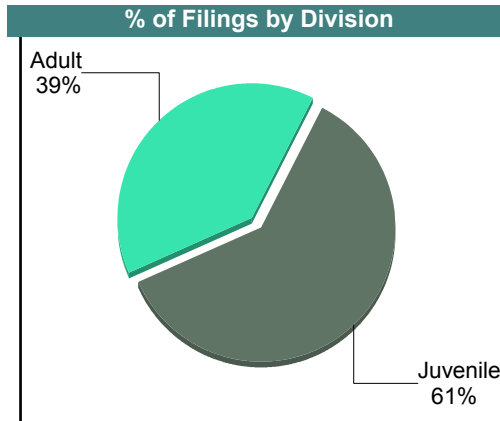
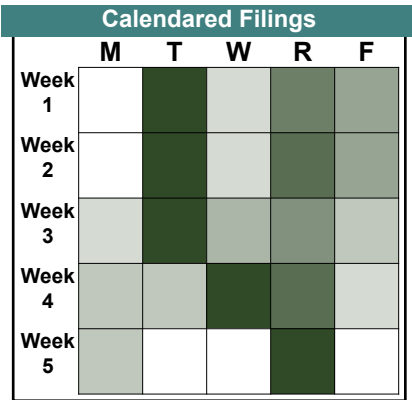
<b>Juvenile</b>						
Abuse or Neglect	AN	1	5	5	3	2
Capias	CA	0	1	1	1	-
Child in Need of Services	CS	2	4	4	2	2
Custody Visitation	CV	51	138	138	46	92
Felony	DF	1	9	9	2	7
Misdemeanor	DM	30	69	69	27	42
Motion - Prot Order	MP	0	4	4	4	-
Petition	PT	5	7	7	6	1
Remand Custody	RC	1	1	1	1	-
Remand Visitation	RV	1	1	1	1	-
Show Cause	SC	1	2	2	1	1
Status	ST	9	9	9	6	3
Traffic	T	11	19	20	10	10
Truancy	TR	1	1	1	1	-
<b>Juvenile Total</b>		<b>114</b>	<b>270</b>	<b>271</b>	<b>111</b>	<b>160</b>

<b>Shenandoah Totals</b>		<b>251</b>	<b>528</b>	<b>529</b>	<b>241</b>	<b>288</b>
--------------------------	--	------------	------------	------------	------------	------------



August 2017

		<u>Filings</u>	<u>Hearings</u>	<u>Transactions</u>	<u>Concluded</u>	<u>Cont</u>
<b>Adult</b>						
Non-Family Abuse Prot Order	AP	2	2	2	2	-
Capias	CA	12	19	19	16	3
Felony	CF	2	17	17	9	8
Misdemeanor	CM	22	65	65	28	37
Family Abuse - Prot Order	FP	5	17	17	7	10
Remand Support	RS	10	10	10	10	-
Show Cause	SC	26	50	50	33	17
SL/Other	SL	1	1	1	1	-
Civil Support	VS	30	61	61	26	35
<b>Adult Total</b>		<b>110</b>	<b>242</b>	<b>242</b>	<b>132</b>	<b>110</b>
<b>Juvenile</b>						
Abuse or Neglect	AN	3	17	17	8	9
Capias	CA	2	2	2	0	2
Child in Need of Services	CS	0	4	4	4	-
Custody Visitation	CV	88	224	224	90	134
Felony	DF	3	23	23	4	19
Misdemeanor	DM	25	38	38	10	28
Foster Care Review	FC	2	2	2	2	-
Permanency	PH	1	1	1	1	-
Petition	PT	0	2	2	0	2
Remand Custody	RC	17	17	17	17	-
Remand Visitation	RV	17	17	17	17	-
Show Cause	SC	3	8	8	4	4
Status	ST	4	10	10	8	2
Traffic	T	5	6	7	4	3
Voluntary Continuing Services Agreement	VA	1	1	1	0	1
<b>Juvenile Total</b>		<b>171</b>	<b>372</b>	<b>373</b>	<b>169</b>	<b>204</b>
<b>Shenandoah Totals</b>		<b>281</b>	<b>614</b>	<b>615</b>	<b>301</b>	<b>314</b>



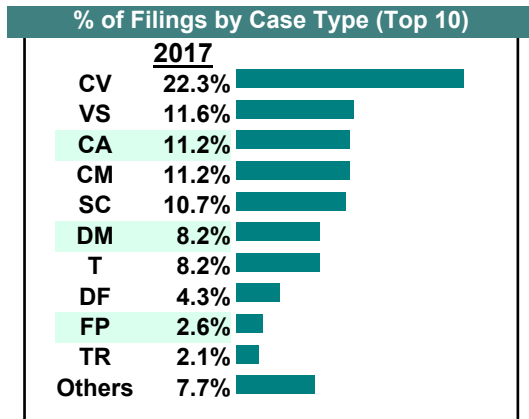
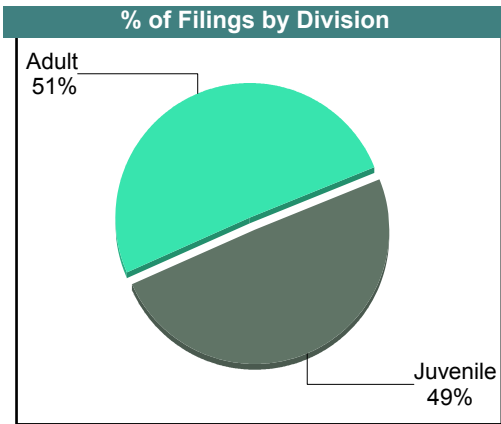

CASELOAD STATISTICS OF THE JUVENILE & DOMESTIC RELATIONS COURTS

Shenandoah

District: 26

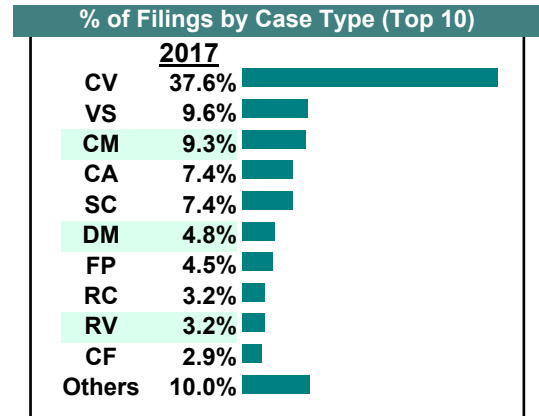
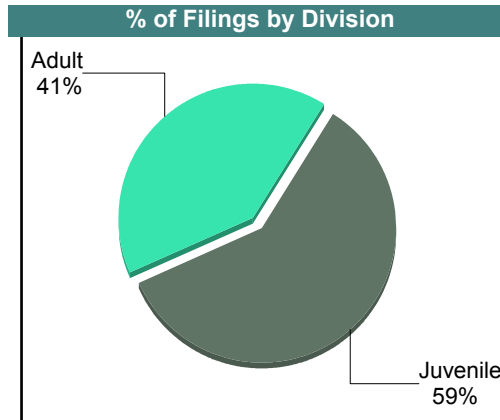

July 2017

		Filings	Hearings	Transactions	Concluded	Cont
<b>Adult</b>						
Non-Family Abuse Prot Order	AP	4	7	7	4	3
Capias	CA	26	41	41	30	11
Felony	CF	4	22	22	11	11
Misdemeanor	CM	26	52	52	21	31
Family Abuse - Prot Order	FP	6	12	12	4	8
Motion - Prot Order	MP	1	1	1	1	-
Show Cause	SC	22	41	41	21	20
SL/Other	SL	2	2	2	2	-
Civil Support	VS	27	49	49	21	28
<b>Adult Total</b>		<b>118</b>	<b>227</b>	<b>227</b>	<b>115</b>	<b>112</b>
<b>Juvenile</b>						
Abuse or Neglect	AN	0	6	6	1	5
Child in Need of Services	CS	3	3	3	1	2
Custody Visitation	CV	52	155	155	57	98
Felony	DF	10	32	32	16	16
Misdemeanor	DM	19	47	47	14	33
Emancipation	EP	1	1	1	1	-
Motion - Prot Order	MP	0	4	4	0	4
Petition	PT	1	3	3	3	-
Show Cause	SC	3	12	12	7	5
Status	ST	2	5	5	3	2
Traffic	T	19	11	23	19	4
Truancy	TR	5	5	5	5	-
<b>Juvenile Total</b>		<b>115</b>	<b>284</b>	<b>296</b>	<b>127</b>	<b>169</b>
<b>Shenandoah Totals</b>		<b>233</b>	<b>511</b>	<b>523</b>	<b>242</b>	<b>281</b>



June 2017

		<u>Filings</u>	<u>Hearings</u>	<u>Transactions</u>	<u>Concluded</u>	<u>Cont</u>
<b>Adult</b>						
Non-Family Abuse Prot Order	AP	0	2	2	2	-
Capias	CA	23	38	38	28	10
Felony	CF	9	27	27	6	21
Misdemeanor	CM	29	70	70	27	43
Family Abuse - Prot Order	FP	14	31	31	13	18
Motion - Prot Order	MP	4	4	4	4	-
Remand Support	RS	5	5	5	5	-
Show Cause	SC	12	43	43	29	14
Civil Support	VS	30	53	53	27	26
<b>Adult Total</b>		<b>126</b>	<b>273</b>	<b>273</b>	<b>141</b>	<b>132</b>
<b>Juvenile</b>						
Abuse or Neglect	AN	4	22	22	0	22
Child in Need of Services	CS	1	3	3	2	1
Custody Visitation	CV	117	209	209	73	136
Felony	DF	4	29	29	14	15
Misdemeanor	DM	15	84	84	42	42
Motion - Prot Order	MP	0	6	6	4	2
Permanency	PH	1	1	1	1	-
Petition	PT	2	5	5	3	2
Remand Custody	RC	10	10	10	10	-
Remand Visitation	RV	10	10	10	10	-
Show Cause	SC	11	34	34	24	10
Status	ST	1	6	6	3	3
Traffic	T	7	8	9	6	3
Truancy	TR	2	6	6	5	1
<b>Juvenile Total</b>		<b>185</b>	<b>433</b>	<b>434</b>	<b>197</b>	<b>237</b>
<b>Shenandoah Totals</b>		<b>311</b>	<b>706</b>	<b>707</b>	<b>338</b>	<b>369</b>



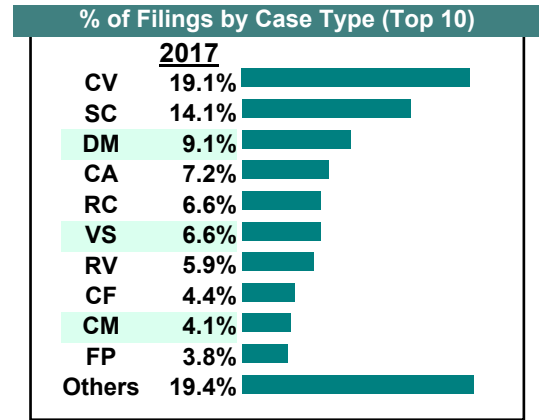
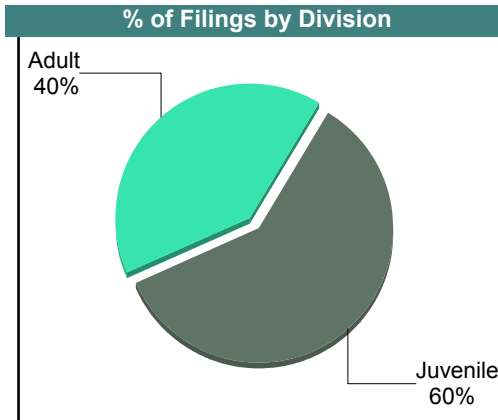
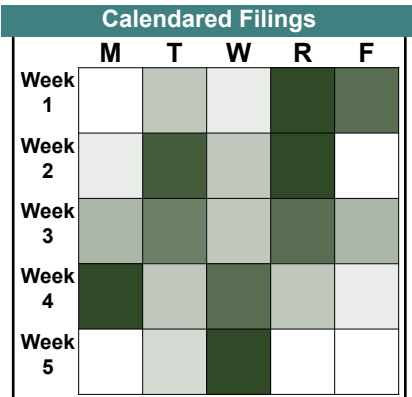
**CASELOAD STATISTICS OF THE JUVENILE & DOMESTIC RELATIONS COURTS**

**Shenandoah**

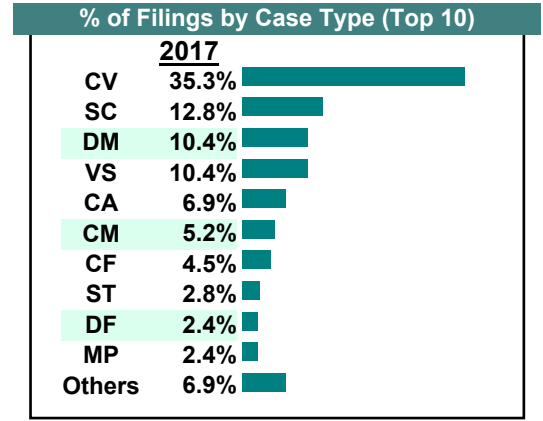
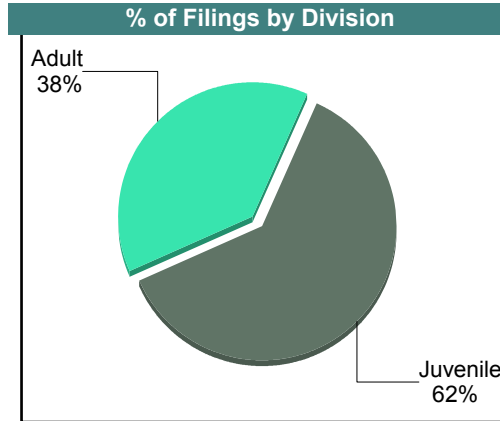
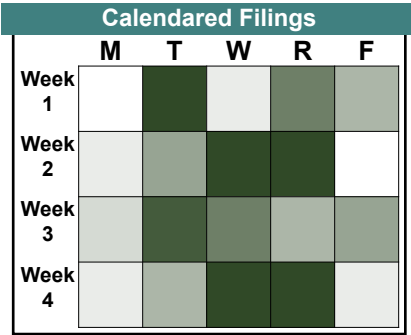
District: 26

May 2017

		<u>Filings</u>	<u>Hearings</u>	<u>Transactions</u>	<u>Concluded</u>	<u>Cont</u>
<b><u>Adult</u></b>						
Capias	CA	23	35	35	21	14
Felony	CF	14	33	33	6	27
Misdemeanor	CM	13	44	44	14	30
Family Abuse - Prot Order	FP	12	18	18	5	13
Motion - Prot Order	MP	1	2	2	2	-
Remand Support	RS	12	12	12	12	-
Show Cause	SC	32	59	59	30	29
SL/Other	SL	1	1	1	1	-
Civil Support	VS	21	55	55	28	27
<b>Adult Total</b>		<b>129</b>	<b>259</b>	<b>259</b>	<b>119</b>	<b>140</b>
<b><u>Juvenile</u></b>						
Abuse or Neglect	AN	5	5	5	0	5
Child in Need of Services	CS	10	12	12	4	8
Custody Visitation	CV	61	184	184	85	99
Felony	DF	5	27	27	4	23
Misdemeanor	DM	29	42	42	11	31
Foster Care Review	FC	1	1	1	1	-
Motion - Prot Order	MP	0	2	2	0	2
Petition	PT	2	4	4	2	2
Remand Custody	RC	21	21	21	21	-
Remand Visitation	RV	19	19	19	19	-
Show Cause	SC	13	25	25	7	18
Status	ST	7	9	9	1	8
Traffic	T	11	14	17	13	4
Truancy	TR	7	7	7	5	2
<b>Juvenile Total</b>		<b>191</b>	<b>372</b>	<b>375</b>	<b>173</b>	<b>202</b>
<b>Shenandoah Totals</b>		<b>320</b>	<b>631</b>	<b>634</b>	<b>292</b>	<b>342</b>

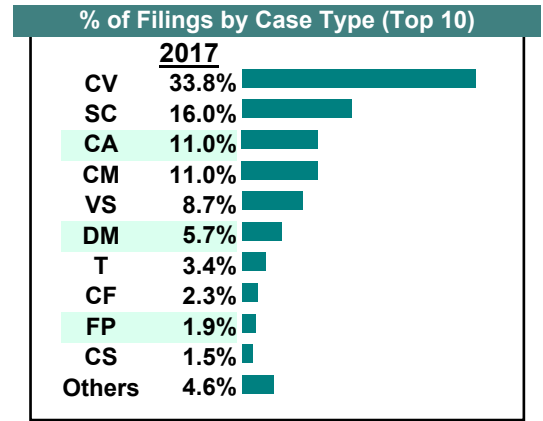
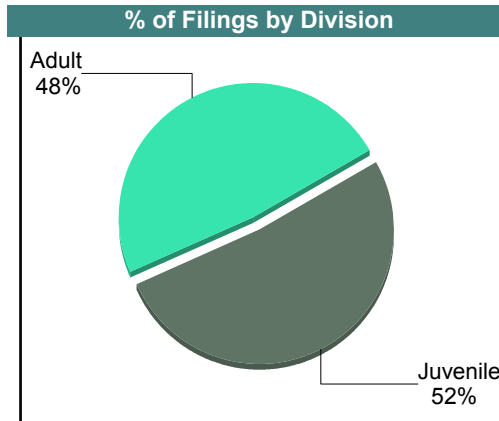



		Filings	Hearings	Transactions	Concluded	Cont
<b>Adult</b>						
Capias	CA	20	41	41	21	20
Felony	CF	13	31	31	11	20
Misdemeanor	CM	15	60	60	22	38
Family Abuse - Prot Order	FP	1	4	4	3	1
Motion - Prot Order	MP	1	1	1	1	-
Remand Support	RS	2	2	2	2	-
Show Cause	SC	29	72	72	33	39
Civil Support	VS	30	52	52	22	30
<b>Adult Total</b>		<b>111</b>	<b>263</b>	<b>263</b>	<b>115</b>	<b>148</b>
<b>Juvenile</b>						
Child in Need of Services	CS	3	6	6	6	-
Custody Visitation	CV	102	224	224	102	122
Felony	DF	7	25	25	10	15
Misdemeanor	DM	30	74	74	30	44
Initial Foster Care	IF	1	1	1	1	-
Motion - Prot Order	MP	6	8	8	2	6
Petition	PT	5	6	6	1	5
Show Cause	SC	8	16	16	6	10
Status	ST	8	11	11	5	6
Traffic	T	5	9	10	5	5
Truancy	TR	3	3	3	3	-
<b>Juvenile Total</b>		<b>178</b>	<b>383</b>	<b>384</b>	<b>171</b>	<b>213</b>
<b>Shenandoah Totals</b>		<b>289</b>	<b>646</b>	<b>647</b>	<b>286</b>	<b>361</b>



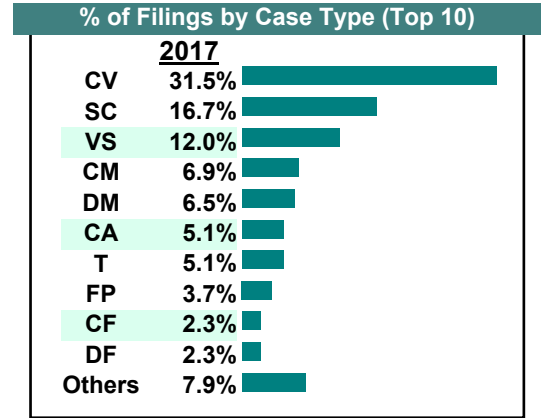
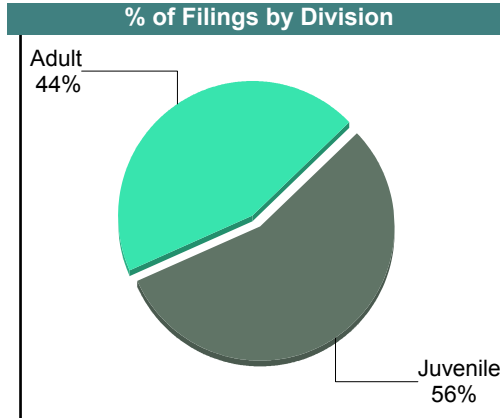
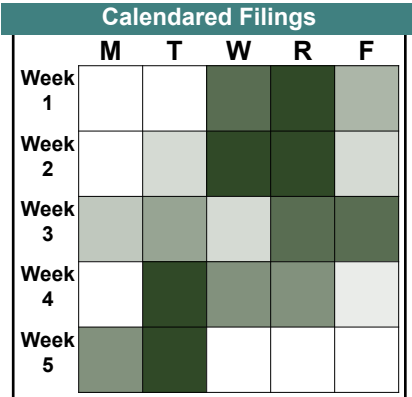
March 2017

		Filings	Hearings	Transactions	Concluded	Cont
<b>Adult</b>						
Non-Family Abuse Prot Order	AP	1	2	2	1	1
Capias	CA	29	55	55	32	23
Felony	CF	6	20	20	6	14
Misdemeanor	CM	29	83	83	30	53
Family Abuse - Prot Order	FP	5	17	17	9	8
Show Cause	SC	34	81	81	41	40
Civil Support	VS	23	46	46	28	18
<b>Adult Total</b>		<b>127</b>	<b>304</b>	<b>304</b>	<b>147</b>	<b>157</b>
<b>Juvenile</b>						
Abuse or Neglect	AN	0	4	4	4	-
Child in Need of Services	CS	4	8	8	3	5
Custody Visitation	CV	89	198	198	104	94
Felony	DF	3	33	33	3	30
Misdemeanor	DM	15	71	71	25	46
Foster Care Review	FC	0	1	1	1	-
Motion - Prot Order	MP	4	6	6	0	6
Petition	PT	0	4	4	4	-
Show Cause	SC	8	27	27	12	15
Status	ST	2	3	3	1	2
Traffic	T	9	10	13	9	4
Truancy	TR	2	3	3	2	1
<b>Juvenile Total</b>		<b>136</b>	<b>368</b>	<b>371</b>	<b>168</b>	<b>203</b>
<b>Shenandoah Totals</b>		<b>263</b>	<b>672</b>	<b>675</b>	<b>315</b>	<b>360</b>



February 2017

		<u>Filings</u>	<u>Hearings</u>	<u>Transactions</u>	<u>Concluded</u>	<u>Cont</u>
<b>Adult</b>						
Non-Family Abuse Prot Order	AP	2	4	4	2	2
Capias	CA	11	33	33	15	18
Felony	CF	5	19	21	7	14
Misdemeanor	CM	15	69	69	28	41
Family Abuse - Prot Order	FP	8	13	13	5	8
Motion - Prot Order	MP	1	1	1	0	1
Remand Support	RS	2	2	2	2	-
Show Cause	SC	26	56	56	19	37
Civil Support	VS	26	50	50	24	26
<b>Adult Total</b>		<b>96</b>	<b>247</b>	<b>249</b>	<b>102</b>	<b>147</b>
<b>Juvenile</b>						
Abuse or Neglect	AN	0	5	5	1	4
Non-Family Abuse Prot Order	AP	0	1	1	1	-
Child in Need of Services	CS	1	5	5	3	2
Custody Visitation	CV	68	223	223	93	130
Felony	DF	5	13	13	1	12
Misdemeanor	DM	14	45	45	12	33
Foster Care Review	FC	2	2	2	1	1
Petition	PT	0	3	3	2	1
Remand Custody	RC	3	3	3	3	-
Remand Visitation	RV	3	3	3	3	-
Show Cause	SC	10	25	25	10	15
Status	ST	1	2	2	2	-
Traffic	T	11	10	11	8	3
Truancy	TR	2	3	3	1	2
<b>Juvenile Total</b>		<b>120</b>	<b>343</b>	<b>344</b>	<b>141</b>	<b>203</b>
<b>Shenandoah Totals</b>		<b>216</b>	<b>590</b>	<b>593</b>	<b>243</b>	<b>350</b>

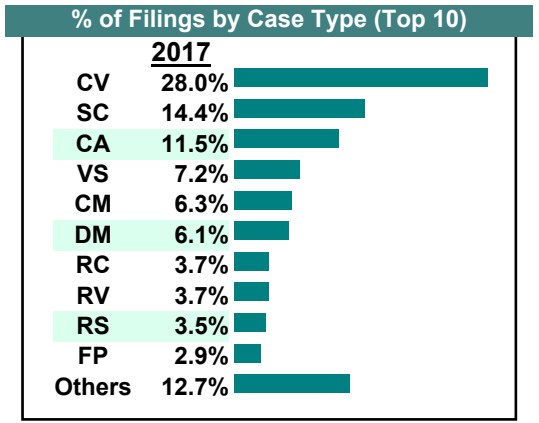
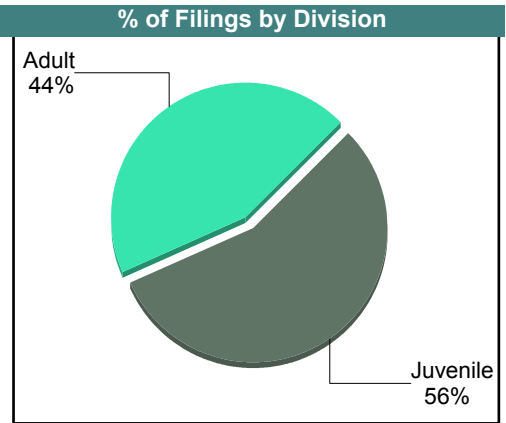





		Filings	Hearings	Transactions	Concluded	Cont
<b>Adult</b>						
Non-Family Abuse Prot Order	AP	0	1	1	0	1
Capias	CA	39	51	51	28	23
Felony	CF	5	19	19	2	17
Misdemeanor	CM	22	74	74	26	48
Family Abuse - Prot Order	FP	10	14	14	9	5
Motion - Prot Order	MP	2	2	2	2	-
Remand Support	RS	12	12	12	12	-
Show Cause	SC	37	56	56	20	36
SL/Other	SL	1	1	1	1	-
Civil Support	VS	25	47	47	26	21
<b>Adult Total</b>		<b>153</b>	<b>277</b>	<b>277</b>	<b>126</b>	<b>151</b>

<b>Juvenile</b>						
Abuse or Neglect	AN	4	12	12	0	12
Capias	CA	1	3	3	2	1
Child in Need of Services	CS	9	11	11	7	4
Custody Visitation	CV	97	193	193	89	104
Felony	DF	8	32	41	23	18
Misdemeanor	DM	21	107	110	55	55
Motion - Prot Order	MP	2	2	2	0	2
Petition	PT	2	7	7	3	4
Remand Custody	RC	13	13	13	13	-
Remand Visitation	RV	13	13	13	13	-
Show Cause	SC	13	25	25	9	16
Status	ST	2	7	7	6	1
Traffic	T	6	7	7	4	3
Truancy	TR	3	3	3	3	-
<b>Juvenile Total</b>		<b>194</b>	<b>435</b>	<b>447</b>	<b>227</b>	<b>220</b>

<b>Shenandoah Totals</b>		<b>347</b>	<b>712</b>	<b>724</b>	<b>353</b>	<b>371</b>
--------------------------	--	------------	------------	------------	------------	------------



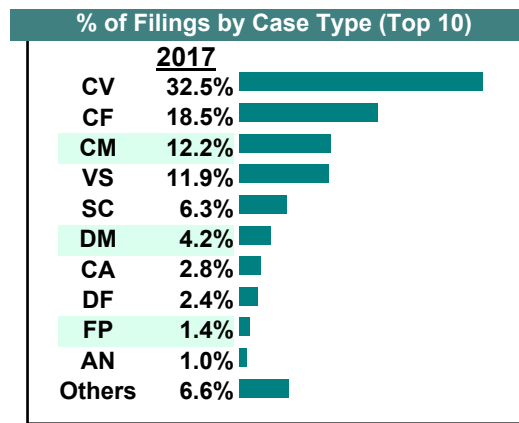
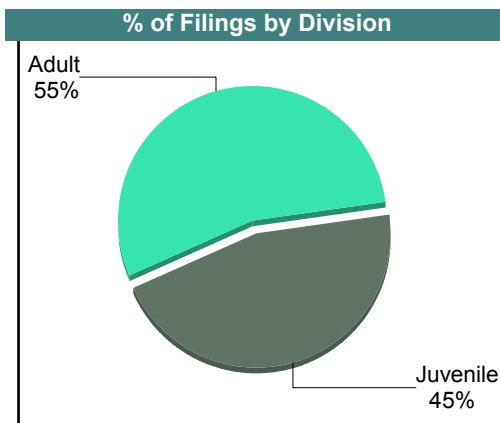

# CASELOAD STATISTICS OF THE JUVENILE & DOMESTIC RELATIONS COURTS

December 2017

Warren

District: 26

		<u>Filings</u>	<u>Hearings</u>	<u>Transactions</u>	<u>Concluded</u>	<u>Cont</u>
<b><u>Adult</u></b>						
Capias	CA	8	17	17	9	8
Felony	CF	53	99	99	44	55
Misdemeanor	CM	35	75	75	36	39
Family Abuse - Prot Order	FP	4	8	8	3	5
Motion - Prot Order	MP	1	1	1	0	1
Violation of PO	PV	1	1	1	1	-
Remand Support	RS	2	2	2	2	-
Show Cause	SC	17	43	43	18	25
SL/Other	SL	1	1	1	1	-
Civil Support	VS	34	48	48	26	22
<b>Adult Total</b>		<b>156</b>	<b>295</b>	<b>295</b>	<b>140</b>	<b>155</b>
<b><u>Juvenile</u></b>						
Abuse or Neglect	AN	3	8	8	2	6
Non-Family Abuse Prot Order	AP	0	1	1	1	-
Capias	CA	0	2	2	1	1
Custody Visitation	CV	93	170	170	87	83
Felony	DF	7	22	22	6	16
Misdemeanor	DM	12	38	38	16	22
Entrustment	ET	1	1	1	1	-
Permanency	PH	2	3	3	2	1
Petition	PT	1	1	1	0	1
Remand Custody	RC	1	1	1	1	-
Remand Visitation	RV	1	1	1	1	-
Show Cause	SC	1	4	4	1	3
Status	ST	1	1	1	0	1
Traffic	T	3	3	4	2	2
Term Parental Rights	TP	3	3	3	0	3
Truancy	TR	1	4	4	2	2
<b>Juvenile Total</b>		<b>130</b>	<b>263</b>	<b>264</b>	<b>123</b>	<b>141</b>
<b>Warren Totals</b>		<b>286</b>	<b>558</b>	<b>559</b>	<b>263</b>	<b>296</b>

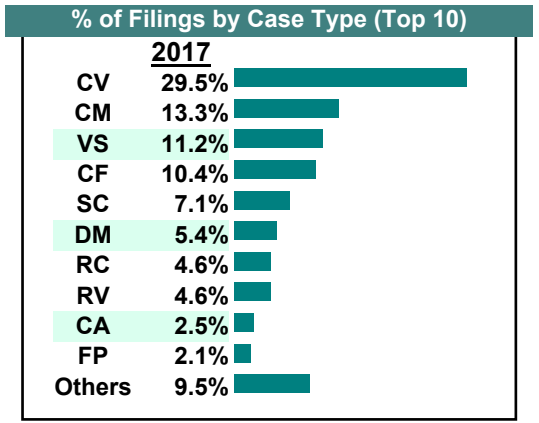
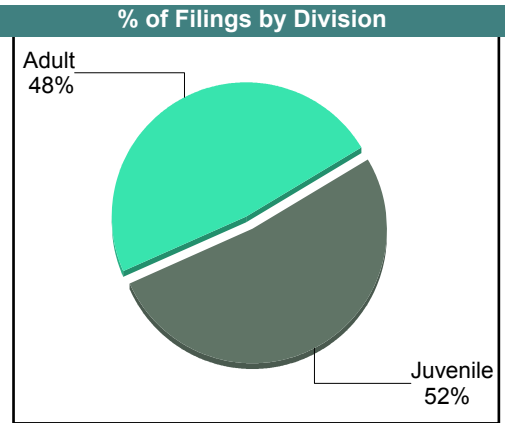



**CASELOAD STATISTICS OF THE JUVENILE & DOMESTIC RELATIONS COURTS**

November 2017

**Warren**  
District: 26

		<u>Filings</u>	<u>Hearings</u>	<u>Transactions</u>	<u>Concluded</u>	<u>Cont</u>
<b><u>Adult</u></b>						
Capias	CA	4	11	11	4	7
Felony	CF	25	33	33	14	19
Misdemeanor	CM	32	78	78	27	51
Family Abuse - Prot Order	FP	5	14	14	6	8
Motion - Prot Order	MP	3	3	3	3	-
Remand Support	RS	4	4	4	4	-
Show Cause	SC	16	49	49	31	18
Civil Support	VS	27	44	44	24	20
<b>Adult Total</b>		<b>116</b>	<b>236</b>	<b>236</b>	<b>113</b>	<b>123</b>
<b><u>Juvenile</u></b>						
Abuse or Neglect	AN	1	14	14	5	8
Non-Family Abuse Prot Order	AP	1	1	1	0	1
Capias	CA	2	4	4	1	3
Custody Relief	CR	0	1	1	1	-
Custody Visitation	CV	71	194	194	99	95
Felony	DF	4	26	26	5	21
Misdemeanor	DM	13	56	56	14	42
Entrustment	ET	4	4	4	4	-
Permanency	PH	2	2	2	1	1
Petition	PT	1	4	4	3	1
Remand Custody	RC	11	11	11	11	-
Remand Visitation	RV	11	11	11	11	-
Show Cause	SC	1	7	7	4	3
Status	ST	0	1	1	1	-
Traffic	T	2	3	3	1	2
Truancy	TR	1	9	9	4	5
<b>Juvenile Total</b>		<b>125</b>	<b>348</b>	<b>348</b>	<b>165</b>	<b>182</b>
<b>Warren Totals</b>		<b>241</b>	<b>584</b>	<b>584</b>	<b>278</b>	<b>305</b>

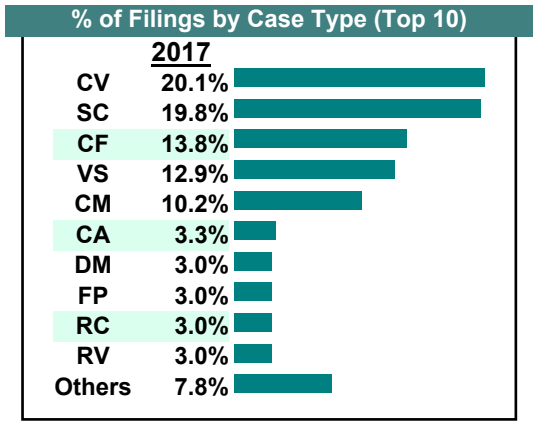
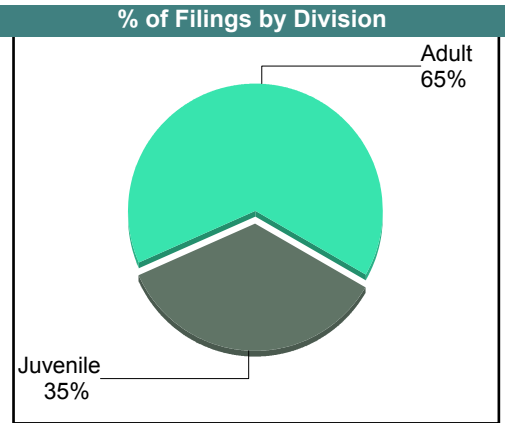



# CASELOAD STATISTICS OF THE JUVENILE & DOMESTIC RELATIONS COURTS

October 2017

**Warren**  
District: 26

		<u>Filings</u>	<u>Hearings</u>	<u>Transactions</u>	<u>Concluded</u>	<u>Cont</u>
<b>Adult</b>						
Non-Family Abuse Prot Order	AP	0	2	2	1	1
Capias	CA	11	16	16	11	5
Felony	CF	46	65	65	47	18
Misdemeanor	CM	34	85	85	45	40
Family Abuse - Prot Order	FP	10	24	24	14	10
Motion - Prot Order	MP	1	1	1	1	-
Remand Support	RS	8	8	8	8	-
Show Cause	SC	63	81	81	57	24
Civil Support	VS	43	59	59	32	27
<b>Adult Total</b>		<b>216</b>	<b>341</b>	<b>341</b>	<b>216</b>	<b>125</b>
<b>Juvenile</b>						
Abuse or Neglect	AN	4	11	11	0	11
Capias	CA	0	1	1	1	-
Custody Relief	CR	0	1	1	1	-
Custody Visitation	CV	67	175	175	77	98
Felony	DF	2	22	22	6	16
Misdemeanor	DM	10	44	44	11	33
Family Abuse - Prot Order	FP	0	1	1	1	-
Permanency	PH	1	1	1	1	-
Petition	PT	0	3	3	2	1
Remand Custody	RC	10	10	10	10	-
Remand Visitation	RV	10	10	10	10	-
Show Cause	SC	3	11	11	5	6
Status	ST	0	1	1	0	1
Traffic	T	9	9	15	13	2
Truancy	TR	1	14	14	7	7
<b>Juvenile Total</b>		<b>117</b>	<b>314</b>	<b>320</b>	<b>145</b>	<b>175</b>
<b>Warren Totals</b>		<b>333</b>	<b>655</b>	<b>661</b>	<b>361</b>	<b>300</b>

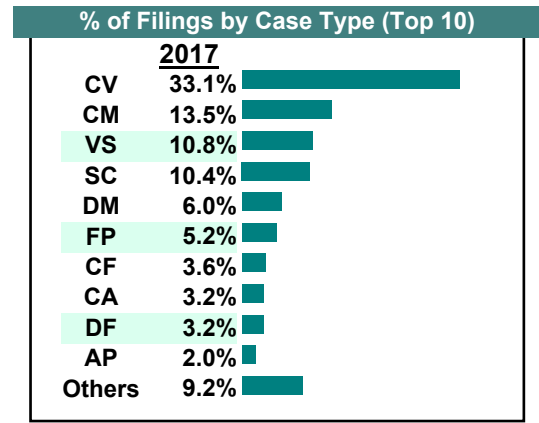
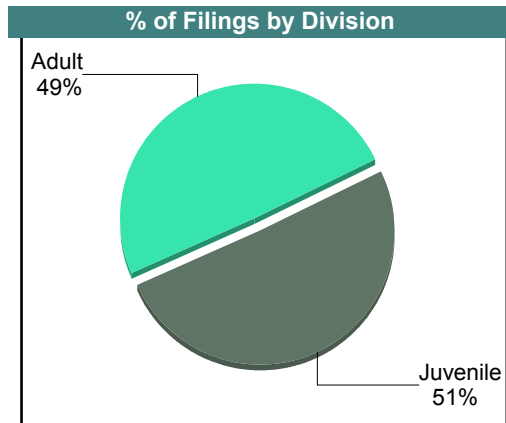



**CASELOAD STATISTICS OF THE JUVENILE & DOMESTIC RELATIONS COURTS**

September 2017

**Warren**  
District: 26

		<u>Filings</u>	<u>Hearings</u>	<u>Transactions</u>	<u>Concluded</u>	<u>Cont</u>
<b><u>Adult</u></b>						
Non-Family Abuse Prot Order	AP	1	1	1	0	1
Capias	CA	8	15	15	7	8
Felony	CF	9	22	22	7	15
Misdemeanor	CM	34	72	72	27	45
Family Abuse - Prot Order	FP	12	21	21	9	12
Motion - Prot Order	MP	5	5	5	5	-
Violation of PO	PV	2	2	2	2	-
Remand Support	RS	1	1	1	1	-
Show Cause	SC	25	49	49	25	24
Civil Support	VS	27	49	49	32	17
<b>Adult Total</b>		<b>124</b>	<b>237</b>	<b>237</b>	<b>115</b>	<b>122</b>
<b><u>Juvenile</u></b>						
Abuse or Neglect	AN	4	7	7	0	7
Non-Family Abuse Prot Order	AP	4	9	9	5	4
Child in Need of Services	CS	0	1	1	1	-
Custody Visitation	CV	83	154	154	54	100
Felony	DF	8	26	26	6	20
Misdemeanor	DM	15	44	44	13	31
Family Abuse - Prot Order	FP	1	1	1	0	1
Petition	PT	2	4	4	2	2
Remand Custody	RC	3	3	3	3	-
Restricted O/L	RL	1	1	1	1	-
Remand Visitation	RV	4	4	4	4	-
Show Cause	SC	1	7	7	0	7
Status	ST	0	2	2	0	2
Traffic	T	1	4	4	3	1
Truancy	TR	0	4	4	1	3
<b>Juvenile Total</b>		<b>127</b>	<b>271</b>	<b>271</b>	<b>93</b>	<b>178</b>
<b>Warren Totals</b>		<b>251</b>	<b>508</b>	<b>508</b>	<b>208</b>	<b>300</b>

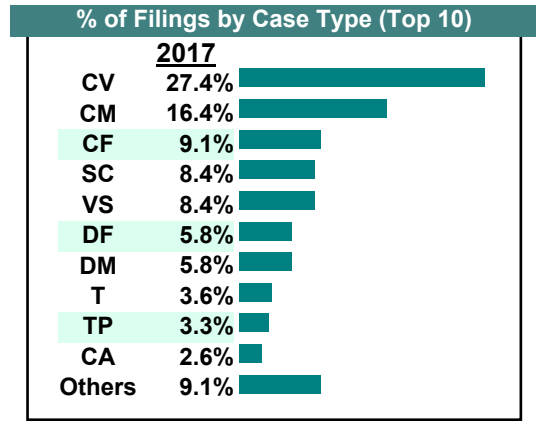
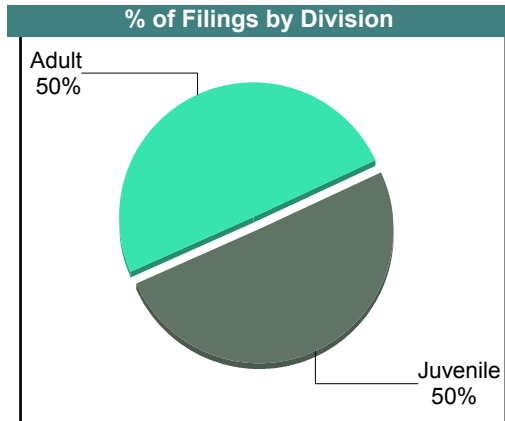
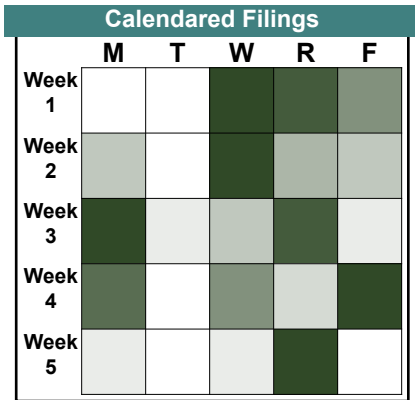


**CASELOAD STATISTICS OF THE JUVENILE & DOMESTIC RELATIONS COURTS**

**August 2017**

**Warren**  
District: 26

		<u>Filings</u>	<u>Hearings</u>	<u>Transactions</u>	<u>Concluded</u>	<u>Cont</u>
<b><u>Adult</u></b>						
Capias	CA	7	15	15	9	6
Felony	CF	25	43	43	25	18
Misdemeanor	CM	45	118	118	40	78
Family Abuse - Prot Order	FP	7	20	20	10	10
Motion - Prot Order	MP	3	4	4	4	-
Remand Support	RS	2	2	2	2	-
Show Cause	SC	23	46	46	21	25
SL/Other	SL	1	1	1	1	-
Civil Support	VS	23	37	37	21	16
<b>Adult Total</b>		<b>136</b>	<b>286</b>	<b>286</b>	<b>133</b>	<b>153</b>
<b><u>Juvenile</u></b>						
Abuse or Neglect	AN	0	2	2	0	1
Custody Relief	CR	1	1	1	0	1
Child in Need of Services	CS	0	2	2	0	2
Custody Visitation	CV	75	152	152	74	78
Felony	DF	16	16	16	0	16
Misdemeanor	DM	16	35	35	8	27
Entrustment	ET	2	2	2	2	-
Foster Care Review	FC	0	2	2	2	-
Permanency	PH	1	5	5	5	-
Petition	PT	4	4	4	1	3
Remand Custody	RC	2	2	2	2	-
Remand Visitation	RV	1	1	1	1	-
Show Cause	SC	0	4	4	4	-
Status	ST	1	1	1	1	-
Traffic	T	10	8	12	9	3
Term Parental Rights	TP	9	9	9	9	-
Truancy	TR	0	7	7	0	7
<b>Juvenile Total</b>		<b>138</b>	<b>253</b>	<b>257</b>	<b>118</b>	<b>138</b>
<b>Warren Totals</b>		<b>274</b>	<b>539</b>	<b>543</b>	<b>251</b>	<b>291</b>

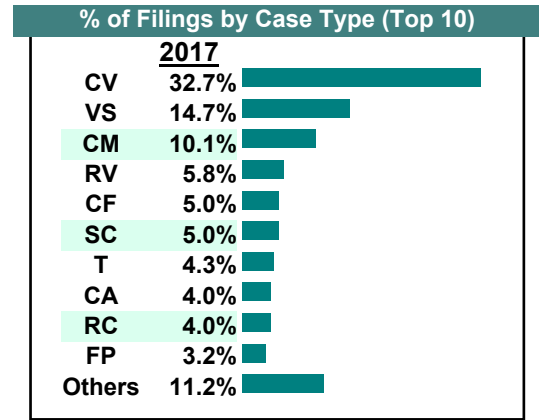
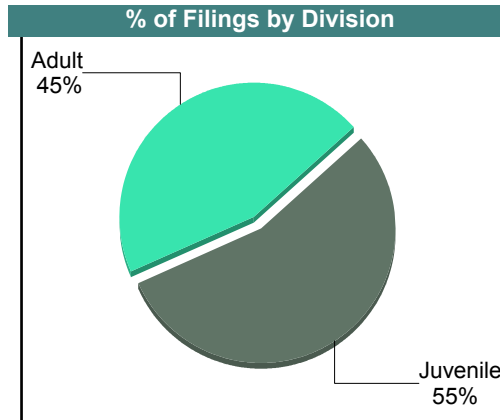
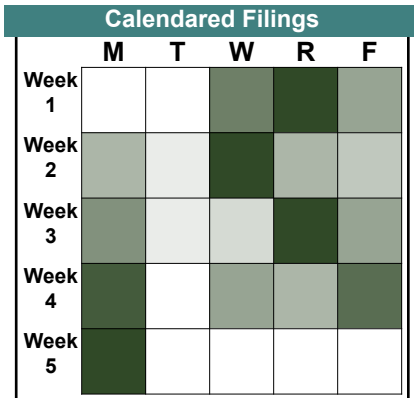


# CASELOAD STATISTICS OF THE JUVENILE & DOMESTIC RELATIONS COURTS

July 2017

**Warren**  
District: 26

		<u>Filings</u>	<u>Hearings</u>	<u>Transactions</u>	<u>Concluded</u>	<u>Cont</u>
<b><u>Adult</u></b>						
Capias	CA	11	17	17	12	5
Felony	CF	14	34	34	23	11
Misdemeanor	CM	28	72	72	25	47
Family Abuse - Prot Order	FP	9	18	18	9	9
Motion - Prot Order	MP	2	2	2	1	1
Violation of PO	PV	1	1	1	1	-
Remand Support	RS	5	5	5	5	-
Show Cause	SC	13	30	30	13	17
SL/Other	SL	1	1	1	1	-
Civil Support	VS	41	61	61	42	19
<b>Adult Total</b>		<b>125</b>	<b>241</b>	<b>241</b>	<b>132</b>	<b>109</b>
<b><u>Juvenile</u></b>						
Abuse or Neglect	AN	0	1	1	1	-
Non-Family Abuse Prot Order	AP	0	1	1	0	1
Capias	CA	0	1	1	1	-
Child in Need of Services	CS	0	1	1	1	-
Custody Visitation	CV	91	203	203	89	114
Felony	DF	0	11	11	1	10
Misdemeanor	DM	8	43	43	14	29
Entrustment	ET	2	2	2	2	-
Foster Care Review	FC	0	1	1	1	-
Permanency	PH	4	7	7	3	4
Petition	PT	1	3	3	2	1
Remand Custody	RC	11	11	11	11	-
Remand Visitation	RV	16	16	16	16	-
Show Cause	SC	1	6	6	2	4
Status	ST	0	2	2	2	-
Traffic	T	12	10	13	8	5
Truancy	TR	7	13	13	2	11
<b>Juvenile Total</b>		<b>153</b>	<b>332</b>	<b>335</b>	<b>156</b>	<b>179</b>
<b>Warren Totals</b>		<b>278</b>	<b>573</b>	<b>576</b>	<b>288</b>	<b>288</b>

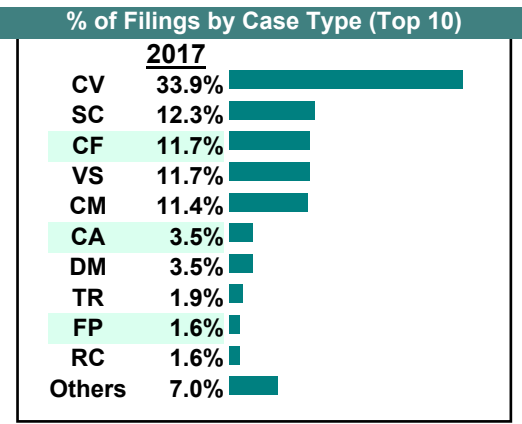
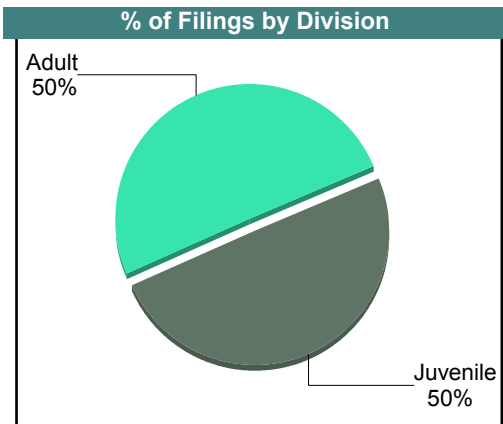



# CASELOAD STATISTICS OF THE JUVENILE & DOMESTIC RELATIONS COURTS

June 2017

**Warren**  
District: 26

		<u>Filings</u>	<u>Hearings</u>	<u>Transactions</u>	<u>Concluded</u>	<u>Cont</u>
<b><u>Adult</u></b>						
Non-Family Abuse Prot Order	AP	0	2	2	2	-
Capias	CA	10	19	19	11	8
Felony	CF	37	67	67	35	32
Misdemeanor	CM	36	85	85	32	53
Family Abuse - Prot Order	FP	5	18	18	9	9
Motion - Prot Order	MP	1	1	1	1	-
Violation of PO	PV	1	1	1	1	-
Remand Support	RS	2	2	2	2	-
Show Cause	SC	29	59	59	21	38
SL/Other	SL	1	1	1	1	-
Civil Support	VS	37	60	60	36	24
<b>Adult Total</b>		<b>159</b>	<b>315</b>	<b>315</b>	<b>151</b>	<b>164</b>
<b><u>Juvenile</u></b>						
Abuse or Neglect	AN	0	3	3	1	2
Capias	CA	1	2	2	0	2
Custody Relief	CR	0	1	1	0	1
Child in Need of Services	CS	0	1	1	1	-
Custody Visitation	CV	107	216	216	86	130
Felony	DF	1	11	11	3	8
Misdemeanor	DM	11	60	60	14	46
Foster Care Review	FC	2	2	2	1	1
Permanency	PH	1	1	1	1	-
Petition	PT	2	3	3	1	2
Remand Custody	RC	5	5	5	5	-
Remand Visitation	RV	5	5	5	5	-
Show Cause	SC	10	21	21	6	15
Status	ST	1	2	2	1	1
Traffic	T	5	3	6	6	-
Truancy	TR	6	16	16	8	8
<b>Juvenile Total</b>		<b>157</b>	<b>352</b>	<b>355</b>	<b>139</b>	<b>216</b>
<b>Warren Totals</b>		<b>316</b>	<b>667</b>	<b>670</b>	<b>290</b>	<b>380</b>



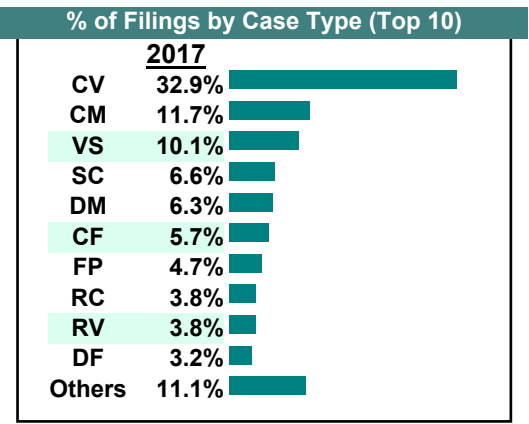
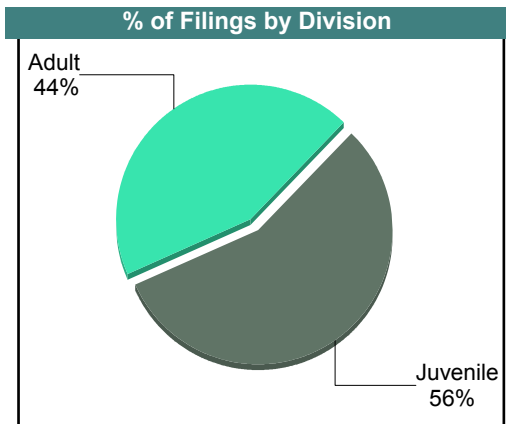



# CASELOAD STATISTICS OF THE JUVENILE & DOMESTIC RELATIONS COURTS

May 2017

**Warren**  
District: 26

		<u>Filings</u>	<u>Hearings</u>	<u>Transactions</u>	<u>Concluded</u>	<u>Cont</u>
<b><u>Adult</u></b>						
Non-Family Abuse Prot Order	AP	1	3	3	0	3
Capias	CA	8	15	15	5	10
Felony	CF	18	36	36	19	17
Misdemeanor	CM	37	77	77	24	53
Family Abuse - Prot Order	FP	15	30	30	10	20
Motion - Prot Order	MP	1	1	1	1	-
Violation of PO	PV	1	1	1	1	-
Remand Support	RS	6	6	6	6	-
Show Cause	SC	20	45	45	26	19
Civil Support	VS	32	50	50	33	17
<b>Adult Total</b>		<b>139</b>	<b>264</b>	<b>264</b>	<b>125</b>	<b>139</b>
<b><u>Juvenile</u></b>						
Abuse or Neglect	AN	2	5	5	0	5
Non-Family Abuse Prot Order	AP	0	1	1	0	1
Capias	CA	0	1	1	0	1
Child in Need of Services	CS	2	3	3	0	3
Custody Visitation	CV	104	194	194	77	116
Felony	DF	10	22	22	1	21
Misdemeanor	DM	20	41	41	9	32
Entrustment	ET	3	3	3	3	-
Foster Care Review	FC	2	2	2	0	2
Permanency	PH	0	3	3	0	3
Petition	PT	1	3	3	3	-
Remand Custody	RC	12	12	12	12	-
Remand Visitation	RV	12	12	12	12	-
Show Cause	SC	1	22	22	13	9
Status	ST	1	2	2	0	2
Traffic	T	6	5	7	5	2
Truancy	TR	1	7	7	2	5
<b>Juvenile Total</b>		<b>177</b>	<b>338</b>	<b>340</b>	<b>137</b>	<b>202</b>
<b>Warren Totals</b>		<b>316</b>	<b>602</b>	<b>604</b>	<b>262</b>	<b>341</b>



CASELOAD STATISTICS OF THE JUVENILE & DOMESTIC RELATIONS COURTS

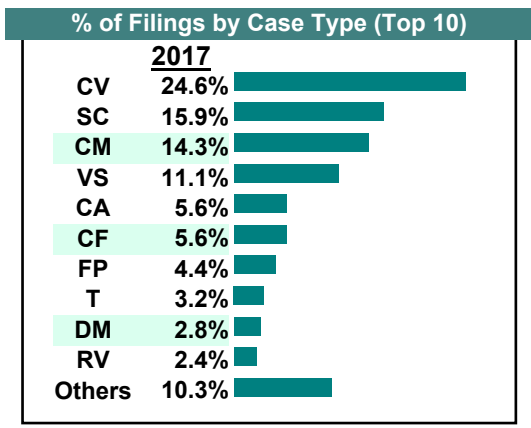
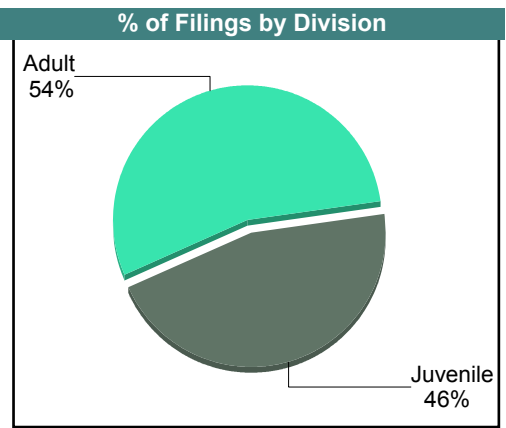
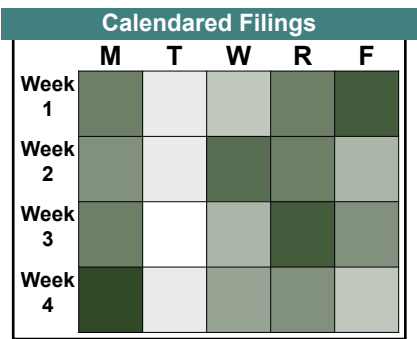
April 2017

Warren  
District: 26

		<u>Filings</u>	<u>Hearings</u>	<u>Transactions</u>	<u>Concluded</u>	<u>Cont</u>
<b>Adult</b>						
Non-Family Abuse Prot Order	AP	0	2	2	1	1
Capias	CA	14	19	19	8	11
Felony	CF	14	41	41	21	20
Misdemeanor	CM	36	92	92	44	48
Family Abuse - Prot Order	FP	11	25	25	11	14
Motion - Prot Order	MP	2	2	2	2	-
Remand Support	RS	3	3	3	3	-
Show Cause	SC	26	55	55	19	36
SL/Other	SL	3	3	3	3	-
Civil Support	VS	28	48	48	30	18
<b>Adult Total</b>		<b>137</b>	<b>290</b>	<b>290</b>	<b>142</b>	<b>148</b>

<b>Juvenile</b>						
Non-Family Abuse Prot Order	AP	1	1	1	0	1
Custody Relief	CR	1	1	1	1	-
Child in Need of Services	CS	0	3	3	2	1
Custody Visitation	CV	62	142	142	59	83
Felony	DF	0	5	5	1	4
Misdemeanor	DM	7	28	28	11	17
Foster Care Review	FC	1	1	1	1	-
Permanency	PH	3	3	3	0	3
Petition	PT	1	1	1	0	1
Remand Custody	RC	4	4	4	4	-
Remand Visitation	RV	6	6	6	6	-
Show Cause	SC	14	32	32	4	28
Status	ST	2	3	3	3	-
Traffic	T	8	9	12	10	2
Truancy	TR	5	20	20	5	15
<b>Juvenile Total</b>		<b>115</b>	<b>259</b>	<b>262</b>	<b>107</b>	<b>155</b>

<b>Warren Totals</b>		<b>252</b>	<b>549</b>	<b>552</b>	<b>249</b>	<b>303</b>
----------------------	--	------------	------------	------------	------------	------------

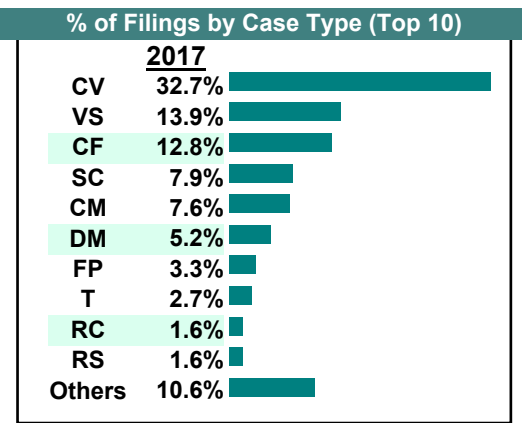
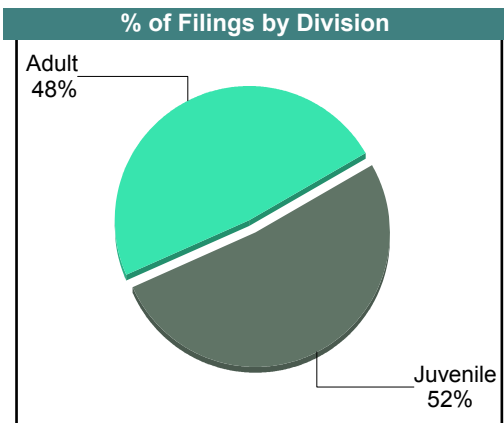



# CASELOAD STATISTICS OF THE JUVENILE & DOMESTIC RELATIONS COURTS

March 2017

Warren  
District: 26

		<u>Filings</u>	<u>Hearings</u>	<u>Transactions</u>	<u>Concluded</u>	<u>Cont</u>
<b>Adult</b>						
Non-Family Abuse Prot Order	AP	0	1	1	0	1
Capias	CA	5	8	8	6	2
Felony	CF	47	64	64	28	36
Misdemeanor	CM	28	70	70	18	52
Family Abuse - Prot Order	FP	12	29	29	12	17
Motion - Prot Order	MP	2	2	2	2	-
Remand Support	RS	6	6	6	6	-
Show Cause	SC	23	40	40	19	21
SL/Other	SL	3	3	3	3	-
Civil Support	VS	51	76	76	46	30
<b>Adult Total</b>		<b>177</b>	<b>299</b>	<b>299</b>	<b>140</b>	<b>159</b>
<b>Juvenile</b>						
Abuse or Neglect	AN	1	2	2	0	2
Custody Relief	CR	0	2	2	0	2
Child in Need of Services	CS	1	4	4	1	3
Custody Visitation	CV	120	194	194	91	103
Felony	DF	3	16	16	5	11
Misdemeanor	DM	19	52	52	11	41
Permanency	PH	0	4	4	2	2
Petition	PT	4	4	4	4	-
Remand Custody	RC	6	6	6	6	-
Remand Visitation	RV	6	6	6	6	-
Show Cause	SC	6	16	16	7	9
Status	ST	5	5	5	0	5
Traffic	T	10	14	16	6	10
Term Parental Rights	TP	3	6	6	3	3
Truancy	TR	6	17	17	3	14
<b>Juvenile Total</b>		<b>190</b>	<b>348</b>	<b>350</b>	<b>145</b>	<b>205</b>
<b>Warren Totals</b>		<b>367</b>	<b>647</b>	<b>649</b>	<b>285</b>	<b>364</b>

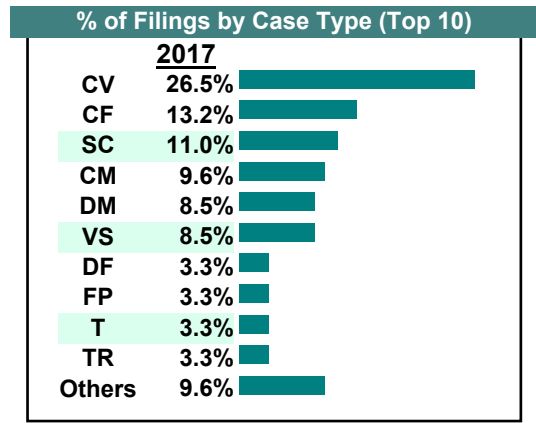
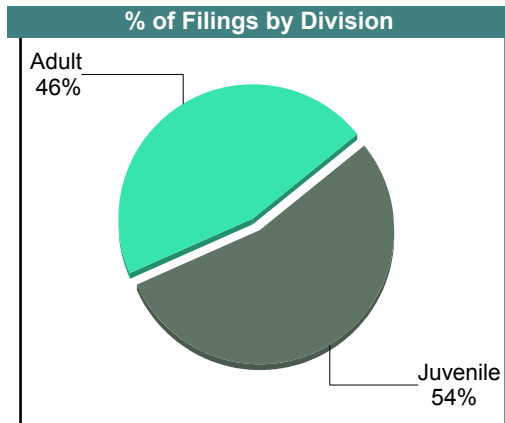



# CASELOAD STATISTICS OF THE JUVENILE & DOMESTIC RELATIONS COURTS

February 2017

**Warren**  
District: 26

		<u>Filings</u>	<u>Hearings</u>	<u>Transactions</u>	<u>Concluded</u>	<u>Cont</u>
<b>Adult</b>						
Non-Family Abuse Prot Order	AP	0	2	2	0	2
Capias	CA	6	13	13	6	7
Felony	CF	36	55	55	37	18
Misdemeanor	CM	26	69	69	22	47
Family Abuse - Prot Order	FP	8	12	12	5	7
Remand Support	RS	2	2	2	2	-
Show Cause	SC	24	45	45	21	24
Civil Support	VS	23	43	43	26	17
<b>Adult Total</b>		<b>125</b>	<b>241</b>	<b>241</b>	<b>119</b>	<b>122</b>
<b>Juvenile</b>						
Abuse or Neglect	AN	0	3	3	3	-
Capias	CA	0	2	2	2	-
Child in Need of Services	CS	2	4	4	1	3
Custody Visitation	CV	72	196	196	91	105
Felony	DF	9	9	9	0	9
Misdemeanor	DM	23	37	37	10	27
Foster Care Review	FC	2	2	2	2	-
Family Abuse - Prot Order	FP	1	2	2	1	1
Initial Foster Care	IF	1	1	1	1	-
Permanency	PH	1	1	1	1	-
Petition	PT	2	5	5	2	3
Remand Custody	RC	5	8	8	6	2
Remand Visitation	RV	5	5	5	5	-
Show Cause	SC	6	13	13	3	10
Status	ST	0	1	1	1	-
Traffic	T	9	8	10	10	-
Truancy	TR	9	13	13	1	12
<b>Juvenile Total</b>		<b>147</b>	<b>310</b>	<b>312</b>	<b>140</b>	<b>172</b>
<b>Warren Totals</b>		<b>272</b>	<b>551</b>	<b>553</b>	<b>259</b>	<b>294</b>



# CASELOAD STATISTICS OF THE JUVENILE & DOMESTIC RELATIONS COURTS

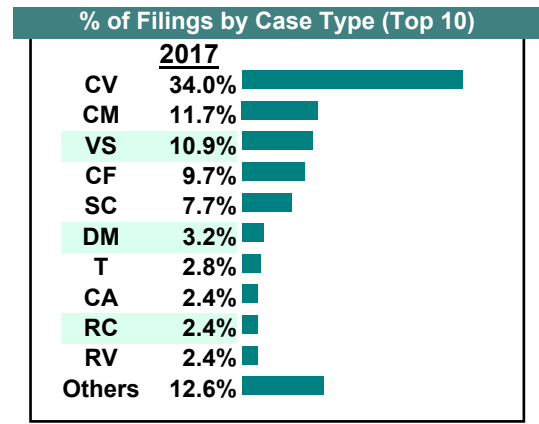
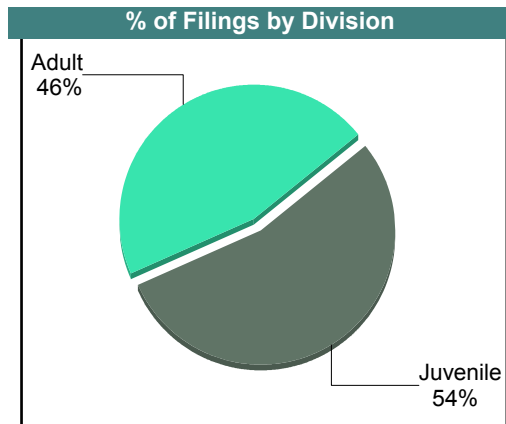

January 2017

**Warren**  
District: 26

		<u>Filings</u>	<u>Hearings</u>	<u>Transactions</u>	<u>Concluded</u>	<u>Cont</u>
<b><u>Adult</u></b>						
Non-Family Abuse Prot Order	AP	1	2	2	0	2
Capias	CA	4	10	10	4	6
Felony	CF	24	51	51	19	32
Misdemeanor	CM	29	68	68	22	46
Family Abuse - Prot Order	FP	5	15	15	7	8
Motion - Prot Order	MP	3	3	3	3	-
Other	OT	1	1	1	1	-
Remand Support	RS	2	2	2	2	-
Show Cause	SC	17	44	44	23	21
Civil Support	VS	27	47	47	32	15
<b>Adult Total</b>		<b>113</b>	<b>243</b>	<b>243</b>	<b>113</b>	<b>130</b>

<b><u>Juvenile</u></b>						
Abuse or Neglect	AN	1	10	10	2	8
Capias	CA	2	3	3	1	2
Custody Relief	CR	1	1	1	0	1
Child in Need of Services	CS	2	4	4	1	3
Custody Visitation	CV	84	159	159	86	73
Felony	DF	2	7	7	5	2
Misdemeanor	DM	8	32	32	18	14
Entrustment	ET	2	2	2	2	-
Foster Care Review	FC	2	2	2	2	-
Permanency	PH	2	2	2	2	-
Petition	PT	2	3	3	3	-
Remand Custody	RC	6	6	6	6	-
Remand Visitation	RV	6	6	6	6	-
Show Cause	SC	2	8	8	3	5
Traffic	T	7	12	14	10	4
Truancy	TR	4	9	9	5	4
Voluntary Continuing Services Agreement	VA	1	1	1	1	-
<b>Juvenile Total</b>		<b>134</b>	<b>267</b>	<b>269</b>	<b>153</b>	<b>116</b>

<b>Warren Totals</b>		<b>247</b>	<b>510</b>	<b>512</b>	<b>266</b>	<b>246</b>
----------------------	--	------------	------------	------------	------------	------------



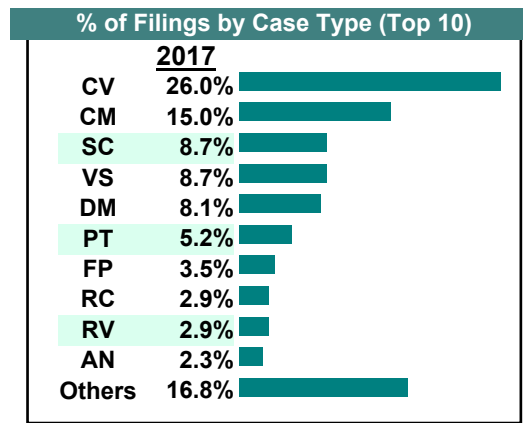
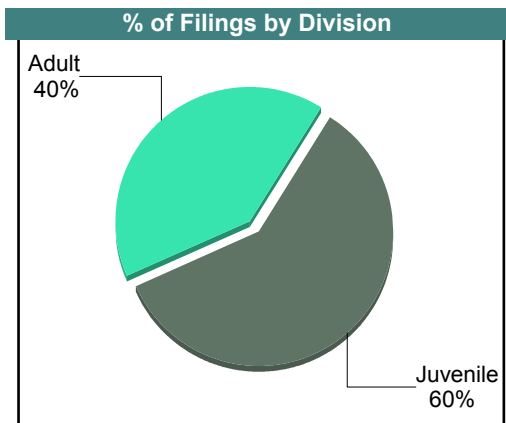

# CASELOAD STATISTICS OF THE JUVENILE & DOMESTIC RELATIONS COURTS

December 2017

Winchester

District: 26

		<u>Filings</u>	<u>Hearings</u>	<u>Transactions</u>	<u>Concluded</u>	<u>Cont</u>
<b>Adult</b>						
Non-Family Abuse Prot Order	AP	1	1	1	0	1
Capias	CA	1	10	10	5	5
Felony	CF	0	15	15	6	9
Misdemeanor	CM	26	50	50	12	38
Family Abuse - Prot Order	FP	6	15	15	8	7
Motion - Prot Order	MP	2	2	2	2	-
Remand Support	RS	4	4	4	4	-
Show Cause	SC	15	31	31	8	23
Civil Support	VS	15	32	32	10	22
<b>Adult Total</b>		<b>70</b>	<b>160</b>	<b>160</b>	<b>55</b>	<b>105</b>
<b>Juvenile</b>						
Abuse or Neglect	AN	4	16	16	5	11
Non-Family Abuse Prot Order	AP	0	1	1	1	-
Custody Visitation	CV	45	97	97	28	69
Felony	DF	3	20	20	4	16
Misdemeanor	DM	14	53	53	14	39
Foster Care Review	FC	4	4	4	4	-
Initial Foster Care	IF	3	3	3	3	-
Permanency	PH	4	4	4	4	-
Petition	PT	9	15	15	6	9
Remand Custody	RC	5	5	5	5	-
Child at Risk	RI	0	2	2	0	2
Remand Visitation	RV	5	5	5	5	-
Status	ST	1	1	1	0	1
Traffic	T	1	3	4	2	2
Term Parental Rights	TP	4	4	4	4	-
Truancy	TR	1	3	3	1	2
<b>Juvenile Total</b>		<b>103</b>	<b>236</b>	<b>237</b>	<b>86</b>	<b>151</b>
<b>Winchester Totals</b>		<b>173</b>	<b>396</b>	<b>397</b>	<b>141</b>	<b>256</b>



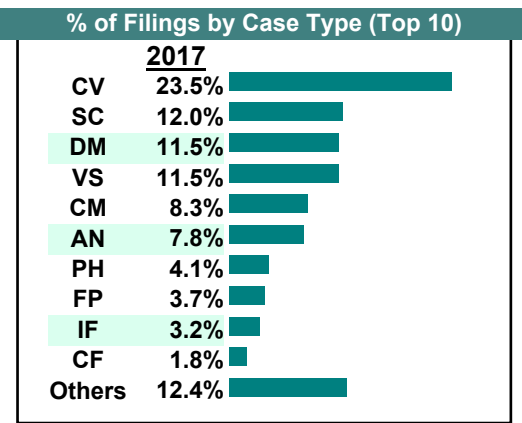
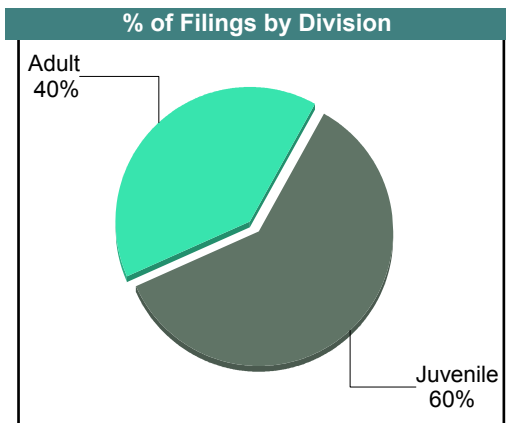

CASELOAD STATISTICS OF THE JUVENILE & DOMESTIC RELATIONS COURTS

November 2017

Winchester

District: 26

		<u>Filings</u>	<u>Hearings</u>	<u>Transactions</u>	<u>Concluded</u>	<u>Cont</u>
<b>Adult</b>						
Non-Family Abuse Prot Order	AP	0	1	1	0	1
Capias	CA	2	11	11	5	6
Felony	CF	4	17	18	2	16
Misdemeanor	CM	18	57	57	20	37
Family Abuse - Prot Order	FP	8	16	16	6	10
Remand Support	RS	3	3	3	3	-
Show Cause	SC	26	49	49	32	17
Civil Support	VS	25	42	42	21	21
<b>Adult Total</b>		<b>86</b>	<b>196</b>	<b>197</b>	<b>89</b>	<b>108</b>
<b>Juvenile</b>						
Abuse or Neglect	AN	17	37	37	8	29
Non-Family Abuse Prot Order	AP	0	3	3	1	2
Capias	CA	0	2	2	1	1
Custody Visitation	CV	51	125	125	68	57
Felony	DF	4	17	17	4	13
Misdemeanor	DM	25	80	80	26	54
Entrustment	ET	0	1	1	0	1
Foster Care Review	FC	1	1	1	1	-
Initial Foster Care	IF	7	7	7	7	-
Motion - Prot Order	MP	1	1	1	1	-
Permanency	PH	9	10	10	9	1
Petition	PT	4	6	6	1	5
Remand Custody	RC	3	3	3	3	-
Child at Risk	RI	2	9	9	3	6
Remand Visitation	RV	3	3	3	3	-
Traffic	T	3	3	3	2	1
Truancy	TR	1	1	1	0	1
<b>Juvenile Total</b>		<b>131</b>	<b>309</b>	<b>309</b>	<b>138</b>	<b>171</b>
<b>Winchester Totals</b>		<b>217</b>	<b>505</b>	<b>506</b>	<b>227</b>	<b>279</b>



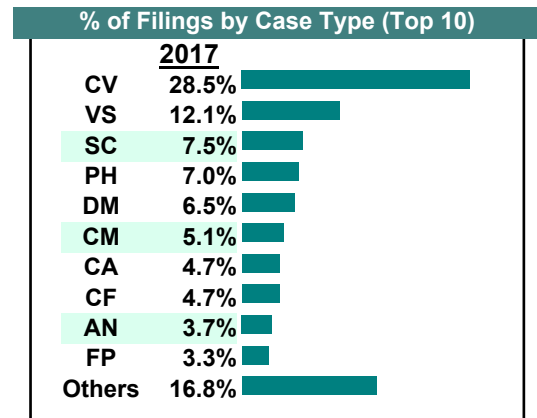
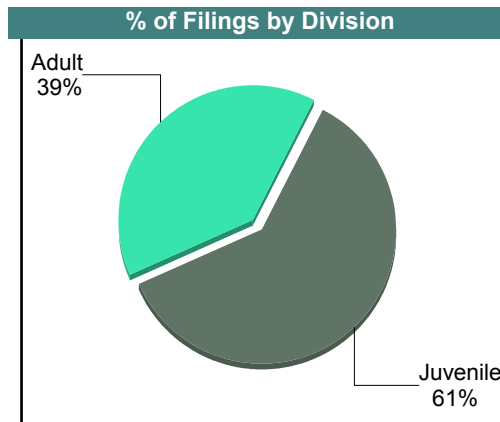
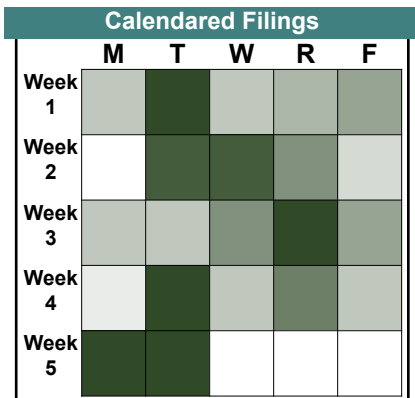
# CASELOAD STATISTICS OF THE JUVENILE & DOMESTIC RELATIONS COURTS

October 2017

Winchester

District: 26

		<u>Filings</u>	<u>Hearings</u>	<u>Transactions</u>	<u>Concluded</u>	<u>Cont</u>
<b><u>Adult</u></b>						
Non-Family Abuse Prot Order	AP	1	2	2	0	2
Capias	CA	10	25	25	12	13
Felony	CF	10	27	28	7	21
Misdemeanor	CM	11	63	63	31	32
Family Abuse - Prot Order	FP	7	15	15	6	9
Motion - Prot Order	MP	0	2	2	1	1
Violation of PO	PV	1	1	1	1	-
Remand Support	RS	2	2	2	2	-
Show Cause	SC	16	40	40	15	25
Civil Support	VS	26	39	39	20	19
<b>Adult Total</b>		<b>84</b>	<b>216</b>	<b>217</b>	<b>95</b>	<b>122</b>
<b><u>Juvenile</u></b>						
Abuse or Neglect	AN	8	22	22	4	18
Non-Family Abuse Prot Order	AP	2	3	3	1	2
Capias	CA	0	1	1	0	1
Child in Need of Services	CS	1	1	1	1	-
Custody Visitation	CV	61	122	122	32	90
Felony	DF	6	25	25	7	18
Misdemeanor	DM	14	52	52	24	28
Foster Care Review	FC	5	7	7	7	-
Permanency	PH	15	17	17	12	5
Petition	PT	6	13	13	9	4
Remand Custody	RC	3	3	3	3	-
Child at Risk	RI	0	4	4	1	3
Remand Visitation	RV	3	3	3	3	-
Status	ST	3	5	5	5	-
Traffic	T	1	2	2	0	2
Term Parental Rights	TP	2	2	2	0	2
Truancy	TR	0	2	2	1	1
<b>Juvenile Total</b>		<b>130</b>	<b>284</b>	<b>284</b>	<b>110</b>	<b>174</b>
<b>Winchester Totals</b>		<b>214</b>	<b>500</b>	<b>501</b>	<b>205</b>	<b>296</b>





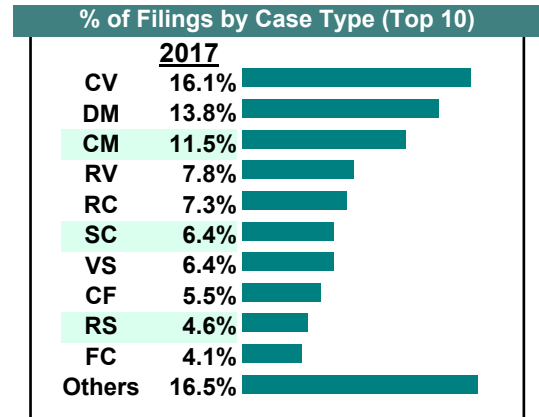
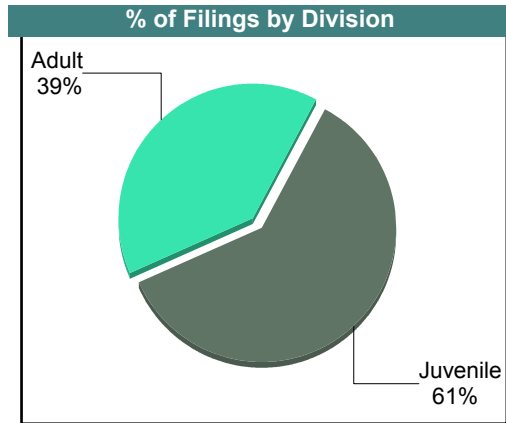

**CASELOAD STATISTICS OF THE JUVENILE & DOMESTIC RELATIONS COURTS**

September 2017

**Winchester**

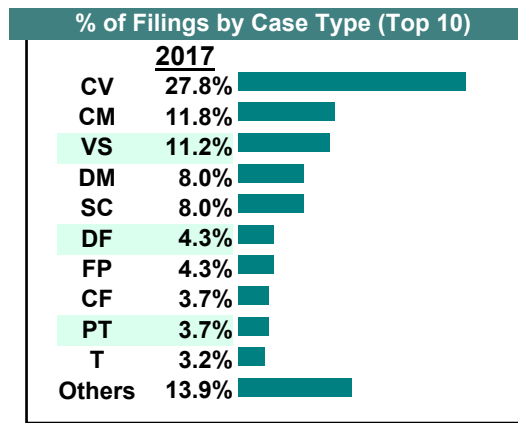
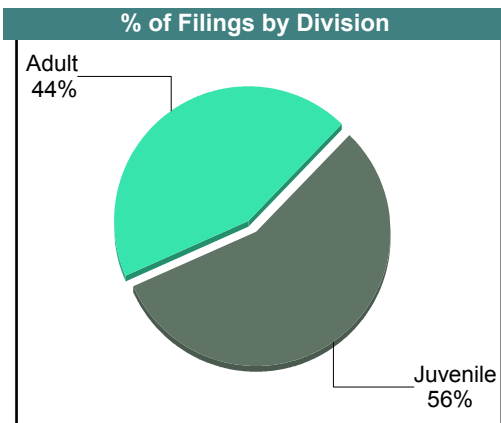

District: 26

		<u>Filings</u>	<u>Hearings</u>	<u>Transactions</u>	<u>Concluded</u>	<u>Cont</u>
<b><u>Adult</u></b>						
Capias	CA	7	22	22	9	13
Felony	CF	12	26	26	7	19
Misdemeanor	CM	25	68	68	25	43
Family Abuse - Prot Order	FP	3	6	6	2	4
Motion - Prot Order	MP	0	1	1	0	1
Protective Order	PC	1	1	1	1	-
Remand Support	RS	10	10	10	10	-
Show Cause	SC	14	28	28	10	18
Civil Support	VS	14	34	34	13	21
<b>Adult Total</b>		<b>86</b>	<b>196</b>	<b>196</b>	<b>77</b>	<b>119</b>
<b><u>Juvenile</u></b>						
Abuse or Neglect	AN	3	10	10	2	8
Non-Family Abuse Prot Order	AP	2	5	5	1	4
Capias	CA	0	3	3	1	2
Custody Visitation	CV	35	110	110	37	73
Felony	DF	2	26	26	9	17
Misdemeanor	DM	30	73	73	21	52
Entrustment	ET	1	1	1	0	1
Foster Care Review	FC	9	9	9	7	2
Initial Foster Care	IF	2	2	2	2	-
Permanency	PH	6	6	6	5	1
Petition	PT	3	13	13	5	8
Remand Custody	RC	16	16	16	16	-
Child at Risk	RI	3	5	5	2	3
Remand Visitation	RV	17	17	17	17	-
Status	ST	3	6	6	4	2
Traffic	T	0	1	2	2	-
Truancy	TR	0	4	4	3	1
<b>Juvenile Total</b>		<b>132</b>	<b>307</b>	<b>308</b>	<b>134</b>	<b>174</b>
<b>Winchester Totals</b>		<b>218</b>	<b>503</b>	<b>504</b>	<b>211</b>	<b>293</b>



August 2017

		Filings	Hearings	Transactions	Concluded	Cont
<b>Adult</b>						
Capias	CA	5	11	11	5	6
Felony	CF	7	21	21	5	16
Misdemeanor	CM	22	71	71	25	46
Family Abuse - Prot Order	FP	8	22	22	8	14
Motion - Prot Order	MP	1	2	2	1	1
Violation of PO	PV	1	1	1	1	-
Remand Support	RS	2	2	2	2	-
Show Cause	SC	15	35	35	16	19
Civil Support	VS	21	36	36	21	15
<b>Adult Total</b>		<b>82</b>	<b>201</b>	<b>201</b>	<b>84</b>	<b>117</b>
<b>Juvenile</b>						
Abuse or Neglect	AN	3	7	7	1	6
Capias	CA	0	2	2	1	1
Custody Visitation	CV	52	107	107	51	56
Felony	DF	8	21	21	5	16
Misdemeanor	DM	15	68	68	31	37
Foster Care Review	FC	2	2	2	2	-
Motion - Prot Order	MP	2	4	4	4	-
Permanency	PH	1	3	3	3	-
Petition	PT	7	14	14	7	7
Remand Custody	RC	2	2	2	2	-
Child at Risk	RI	2	6	6	0	6
Remand Visitation	RV	2	2	2	2	-
Status	ST	0	3	3	3	-
Traffic	T	6	8	10	3	7
Term Parental Rights	TP	2	2	2	2	-
Truancy	TR	1	4	4	3	1
<b>Juvenile Total</b>		<b>105</b>	<b>255</b>	<b>257</b>	<b>120</b>	<b>137</b>
<b>Winchester Totals</b>		<b>187</b>	<b>456</b>	<b>458</b>	<b>204</b>	<b>254</b>



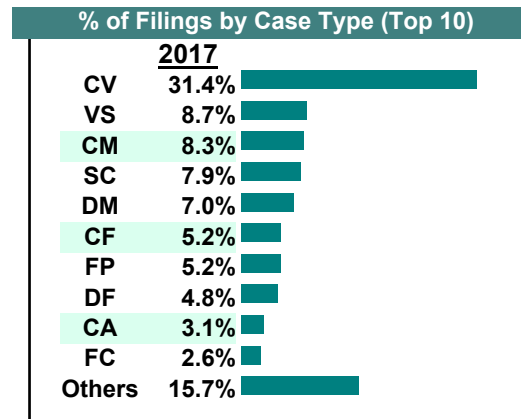
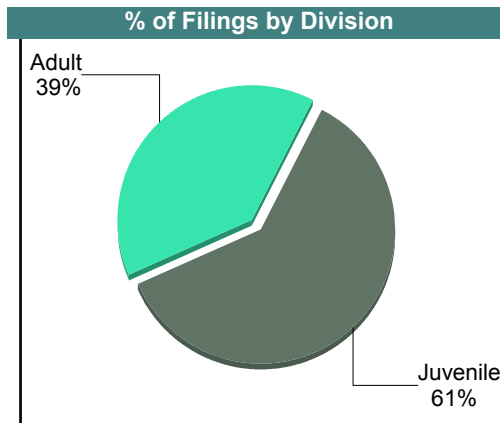

# CASELOAD STATISTICS OF THE JUVENILE & DOMESTIC RELATIONS COURTS

July 2017

Winchester

District: 26

		Filings	Hearings	Transactions	Concluded	Cont
<b>Adult</b>						
Capias	CA	5	16	16	3	13
Felony	CF	12	18	20	5	15
Misdemeanor	CM	19	63	63	22	41
Family Abuse - Prot Order	FP	12	24	24	11	13
Motion - Prot Order	MP	1	1	1	0	1
Remand Support	RS	3	3	3	3	-
Show Cause	SC	18	39	39	21	18
Civil Support	VS	20	38	38	19	19
<b>Adult Total</b>		<b>90</b>	<b>202</b>	<b>204</b>	<b>84</b>	<b>120</b>
<b>Juvenile</b>						
Abuse or Neglect	AN	0	14	14	6	8
Capias	CA	2	3	3	1	2
Custody Visitation	CV	72	119	119	63	56
Felony	DF	11	19	19	1	18
Misdemeanor	DM	16	53	53	16	37
Foster Care Review	FC	6	6	6	6	-
Initial Foster Care	IF	3	3	3	3	-
Motion - Prot Order	MP	0	2	2	0	2
Permanency	PH	5	5	5	4	1
Petition	PT	4	7	7	3	4
Remand Custody	RC	4	4	4	4	-
Child at Risk	RI	1	1	1	0	1
Remand Visitation	RV	4	4	4	4	-
Status	ST	6	8	9	4	5
Traffic	T	4	5	6	3	3
Truancy	TR	1	1	1	0	1
<b>Juvenile Total</b>		<b>139</b>	<b>254</b>	<b>256</b>	<b>118</b>	<b>138</b>
<b>Winchester Totals</b>		<b>229</b>	<b>456</b>	<b>460</b>	<b>202</b>	<b>258</b>



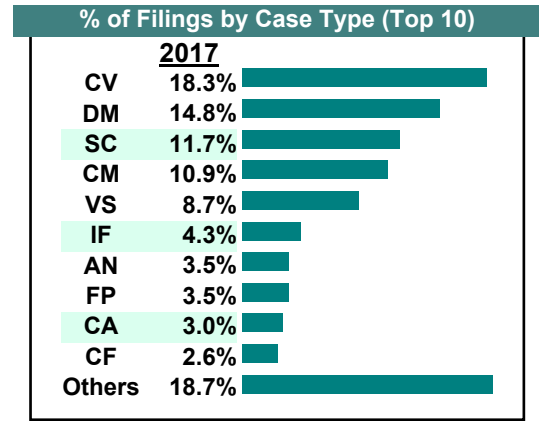
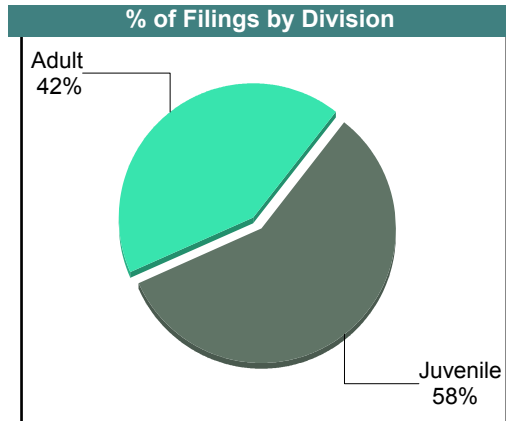
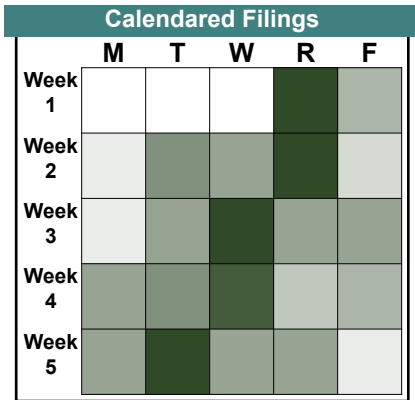
# CASELOAD STATISTICS OF THE JUVENILE & DOMESTIC RELATIONS COURTS

June 2017

Winchester

District: 26

		<u>Filings</u>	<u>Hearings</u>	<u>Transactions</u>	<u>Concluded</u>	<u>Cont</u>
<b><u>Adult</u></b>						
Bond Forfeiture	BF	0	1	1	1	-
Capias	CA	6	12	12	2	10
Felony	CF	6	13	13	4	9
Misdemeanor	CM	25	65	65	20	45
Family Abuse - Prot Order	FP	8	17	17	7	10
Violation of PO	PV	3	3	3	3	-
Remand Support	RS	2	2	2	2	-
Show Cause	SC	27	36	36	13	23
Civil Support	VS	20	32	32	13	19
<b>Adult Total</b>		<b>97</b>	<b>181</b>	<b>181</b>	<b>65</b>	<b>116</b>
<b><u>Juvenile</u></b>						
Abuse or Neglect	AN	8	33	33	17	16
Non-Family Abuse Prot Order	AP	0	1	1	1	-
Capias	CA	1	3	3	2	1
Custody Visitation	CV	42	102	102	33	69
Felony	DF	2	18	18	3	15
Misdemeanor	DM	34	102	102	26	76
Foster Care Review	FC	5	5	5	5	-
Initial Foster Care	IF	10	10	10	10	-
Motion - Prot Order	MP	2	2	2	0	2
Permanency	PH	5	6	6	5	1
Petition	PT	4	7	7	2	5
Remand Custody	RC	6	6	6	6	-
Child at Risk	RI	0	1	1	1	-
Remand Visitation	RV	6	6	6	6	-
Status	ST	5	8	8	3	5
Traffic	T	1	1	1	0	1
Truancy	TR	2	9	9	4	5
<b>Juvenile Total</b>		<b>133</b>	<b>320</b>	<b>320</b>	<b>124</b>	<b>196</b>
<b>Winchester Totals</b>		<b>230</b>	<b>501</b>	<b>501</b>	<b>189</b>	<b>312</b>



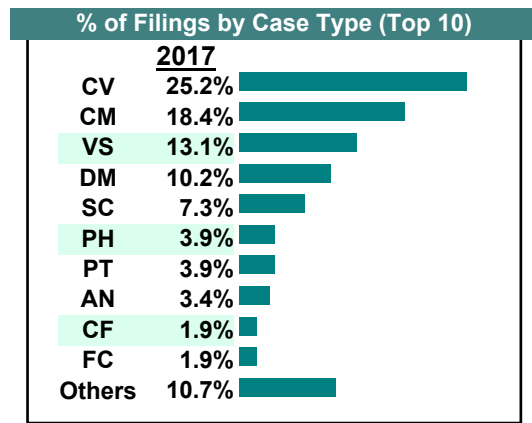
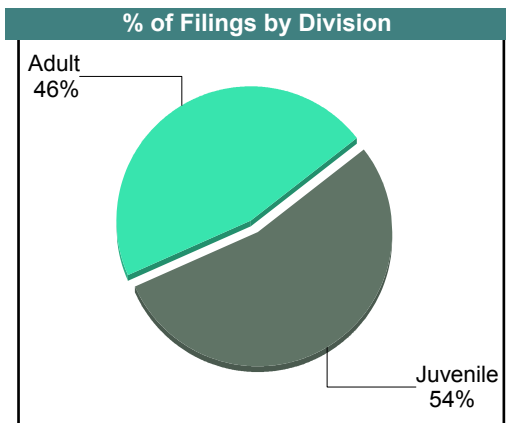

**CASELOAD STATISTICS OF THE JUVENILE & DOMESTIC RELATIONS COURTS**

May 2017


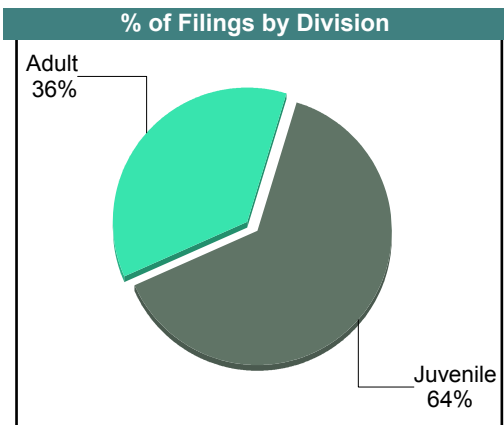
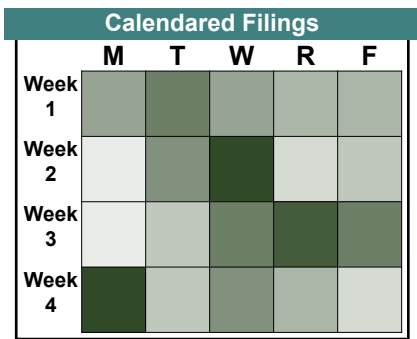
**Winchester**

District: 26

		<u>Filings</u>	<u>Hearings</u>	<u>Transactions</u>	<u>Concluded</u>	<u>Cont</u>
<b><u>Adult</u></b>						
Non-Family Abuse Prot Order	AP	1	4	4	3	1
Capias	CA	3	9	9	6	3
Felony	CF	4	19	19	8	11
Misdemeanor	CM	38	92	92	27	65
Family Abuse - Prot Order	FP	2	6	6	3	3
Motion - Prot Order	MP	1	1	1	1	-
Other	OT	1	1	1	1	-
Protective Order	PC	1	1	1	1	-
Violation of PO	PV	2	2	2	2	-
Show Cause	SC	15	38	38	17	21
Civil Support	VS	27	43	43	27	16
<b>Adult Total</b>		<b>95</b>	<b>216</b>	<b>216</b>	<b>96</b>	<b>120</b>
<b><u>Juvenile</u></b>						
Abuse or Neglect	AN	7	31	31	5	26
Capias	CA	0	2	2	1	1
Custody Visitation	CV	52	109	109	39	70
Felony	DF	0	11	11	4	7
Misdemeanor	DM	21	85	85	30	55
Foster Care Review	FC	4	4	4	4	-
Initial Foster Care	IF	3	5	5	5	-
Motion - Prot Order	MP	3	3	3	3	-
Permanency	PH	8	8	8	6	2
Petition	PT	8	15	15	7	8
Child at Risk	RI	0	10	10	5	5
Status	ST	0	2	2	0	2
Traffic	T	1	1	1	0	1
Truancy	TR	4	7	7	3	4
<b>Juvenile Total</b>		<b>111</b>	<b>293</b>	<b>293</b>	<b>112</b>	<b>181</b>
<b>Winchester Totals</b>		<b>206</b>	<b>509</b>	<b>509</b>	<b>208</b>	<b>301</b>



		<u>Filings</u>	<u>Hearings</u>	<u>Transactions</u>	<u>Concluded</u>	<u>Cont</u>
<b>Adult</b>						
Non-Family Abuse Prot Order	AP	2	3	3	1	2
Capias	CA	3	13	13	9	4
Felony	CF	9	17	17	7	10
Misdemeanor	CM	24	56	56	24	32
Family Abuse - Prot Order	FP	3	10	10	6	4
Motion - Prot Order	MP	1	1	1	1	-
Remand Support	RS	1	1	1	1	-
Show Cause	SC	14	25	25	13	12
Civil Support	VS	15	33	33	23	10
<b>Adult Total</b>		<b>72</b>	<b>159</b>	<b>159</b>	<b>85</b>	<b>74</b>
<b>Juvenile</b>						
Abuse or Neglect	AN	14	33	33	11	22
Non-Family Abuse Prot Order	AP	1	7	7	5	2
Capias	CA	1	2	2	0	2
Custody Visitation	CV	49	104	104	44	60
Felony	DF	3	13	13	3	10
Misdemeanor	DM	26	69	69	23	46
Foster Care Review	FC	1	1	1	1	-
Initial Foster Care	IF	5	5	5	5	-
Permanency	PH	5	5	5	5	-
Petition	PT	6	9	9	5	4
Remand Custody	RC	2	2	2	2	-
Child at Risk	RI	6	9	9	2	7
Remand Visitation	RV	2	2	2	2	-
Status	ST	2	6	6	4	2
Traffic	T	1	1	1	1	-
Truancy	TR	2	4	4	1	3
<b>Juvenile Total</b>		<b>126</b>	<b>272</b>	<b>272</b>	<b>114</b>	<b>158</b>
<b>Winchester Totals</b>		<b>198</b>	<b>431</b>	<b>431</b>	<b>199</b>	<b>232</b>



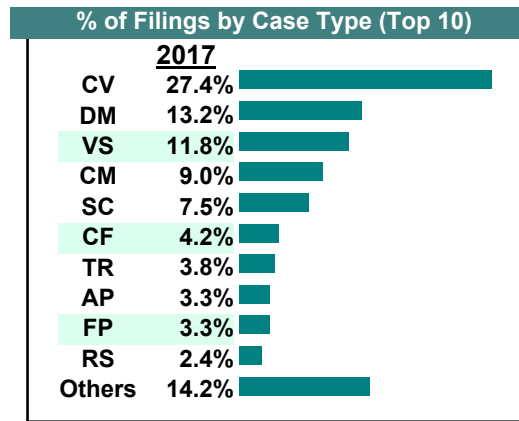
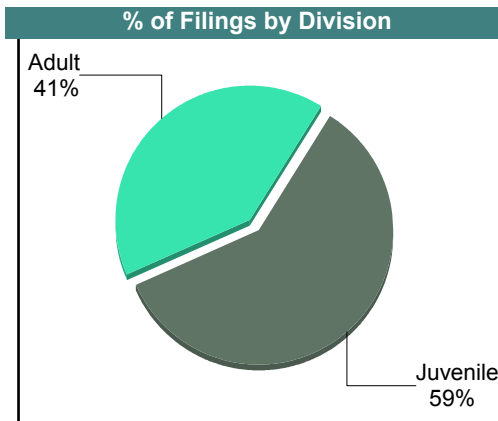

# CASELOAD STATISTICS OF THE JUVENILE & DOMESTIC RELATIONS COURTS

March 2017

Winchester

District: 26

		<u>Filings</u>	<u>Hearings</u>	<u>Transactions</u>	<u>Concluded</u>	<u>Cont</u>
<b><u>Adult</u></b>						
Non-Family Abuse Prot Order	AP	1	1	1	0	1
Capias	CA	2	12	12	4	8
Felony	CF	9	17	17	7	10
Misdemeanor	CM	19	61	61	26	35
Family Abuse - Prot Order	FP	7	20	20	8	12
Motion - Prot Order	MP	1	1	1	1	-
Remand Support	RS	5	5	5	5	-
Show Cause	SC	16	47	47	27	20
SL/Other	SL	1	1	1	1	-
Civil Support	VS	25	38	38	21	16
<b>Adult Total</b>		<b>86</b>	<b>203</b>	<b>203</b>	<b>100</b>	<b>102</b>
<b><u>Juvenile</u></b>						
Abuse or Neglect	AN	1	14	14	8	6
Non-Family Abuse Prot Order	AP	6	7	7	1	6
Capias	CA	0	2	2	0	2
Child in Need of Services	CS	2	2	2	2	-
Custody Visitation	CV	58	125	125	71	54
Felony	DF	2	27	27	7	20
Misdemeanor	DM	28	85	85	23	62
Foster Care Review	FC	4	4	4	4	-
Initial Foster Care	IF	4	5	5	5	-
Petition	PT	4	13	13	7	6
Remand Custody	RC	3	3	3	3	-
Child at Risk	RI	0	3	3	1	2
Remand Visitation	RV	3	3	3	3	-
Status	ST	1	4	4	1	3
Term Parental Rights	TP	2	2	2	2	-
Truancy	TR	8	9	9	3	6
<b>Juvenile Total</b>		<b>126</b>	<b>308</b>	<b>308</b>	<b>141</b>	<b>167</b>
<b>Winchester Totals</b>		<b>212</b>	<b>511</b>	<b>511</b>	<b>241</b>	<b>269</b>



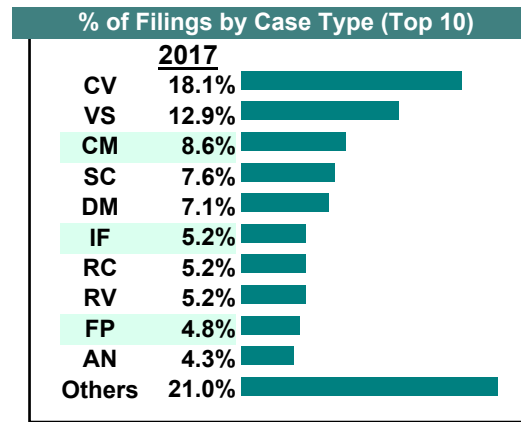
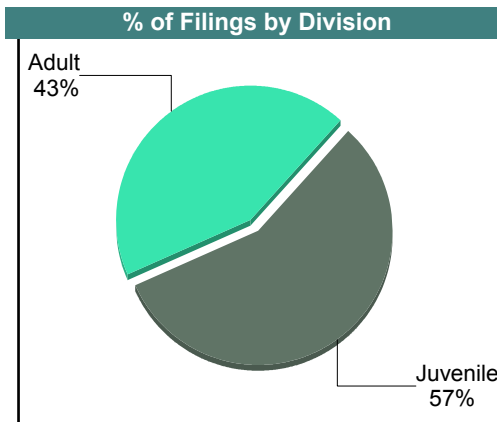

**CASELOAD STATISTICS OF THE JUVENILE & DOMESTIC RELATIONS COURTS**

February 2017

**Winchester**

District: 26

		<u>Filings</u>	<u>Hearings</u>	<u>Transactions</u>	<u>Concluded</u>	<u>Cont</u>
<b><u>Adult</u></b>						
Capias	CA	8	19	19	9	10
Felony	CF	3	6	6	3	3
Misdemeanor	CM	18	67	67	28	39
Family Abuse - Prot Order	FP	10	17	17	9	8
Motion - Prot Order	MP	2	2	2	2	-
Other	OT	1	1	1	1	-
Remand Support	RS	6	6	6	6	-
Show Cause	SC	16	42	42	22	20
Civil Support	VS	27	38	38	25	13
<b>Adult Total</b>		<b>91</b>	<b>198</b>	<b>198</b>	<b>105</b>	<b>93</b>
<b><u>Juvenile</u></b>						
Abuse or Neglect	AN	9	34	34	7	27
Non-Family Abuse Prot Order	AP	1	2	2	1	1
Capias	CA	1	4	4	2	2
Child in Need of Services	CS	1	1	1	1	-
Custody Visitation	CV	38	101	101	54	47
Felony	DF	2	20	20	8	12
Misdemeanor	DM	15	78	78	30	48
Family Abuse - Prot Order	FP	0	1	1	1	-
Initial Foster Care	IF	11	11	11	8	3
Motion - Prot Order	MP	3	3	3	3	-
Permanency	PH	2	3	3	3	-
Petition	PT	7	15	15	5	10
Remand Custody	RC	11	11	11	11	-
Child at Risk	RI	3	8	8	0	8
Remand Visitation	RV	11	11	11	11	-
Status	ST	1	4	4	1	3
Traffic	T	0	2	3	2	1
Term Parental Rights	TP	2	2	2	2	-
Truancy	TR	1	5	5	3	2
<b>Juvenile Total</b>		<b>119</b>	<b>316</b>	<b>317</b>	<b>153</b>	<b>164</b>
<b>Winchester Totals</b>		<b>210</b>	<b>514</b>	<b>515</b>	<b>258</b>	<b>257</b>





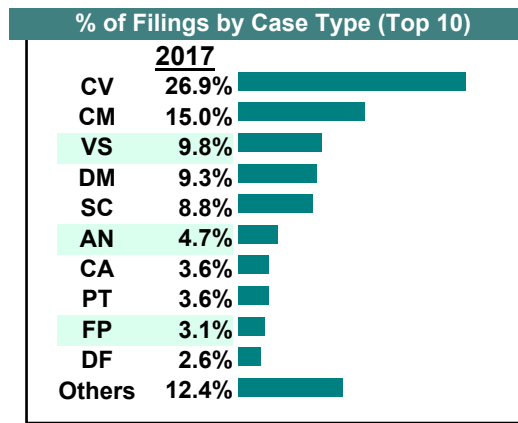
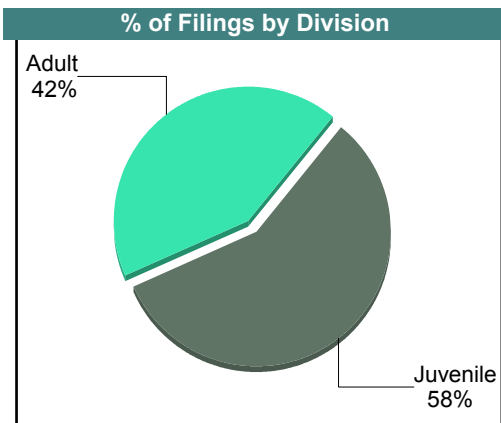

CASELOAD STATISTICS OF THE JUVENILE & DOMESTIC RELATIONS COURTS

January 2017

Winchester

District: 26

		Filings	Hearings	Transactions	Concluded	Cont
<b>Adult</b>						
Bond Forfeiture	BF	0	1	1	0	1
Capias	CA	7	15	15	4	11
Felony	CF	1	9	9	3	6
Misdemeanor	CM	29	62	62	14	48
Family Abuse - Prot Order	FP	5	14	14	4	10
Motion - Prot Order	MP	1	1	1	1	-
Remand Support	RS	3	3	3	3	-
Show Cause	SC	17	46	46	21	25
Civil Support	VS	19	36	36	17	19
<b>Adult Total</b>		<b>82</b>	<b>187</b>	<b>187</b>	<b>67</b>	<b>120</b>
<b>Juvenile</b>						
Abuse or Neglect	AN	9	23	23	0	23
Capias	CA	0	3	3	2	1
Child in Need of Services	CS	0	1	1	1	-
Custody Visitation	CV	52	130	130	68	62
Felony	DF	5	27	27	8	19
Misdemeanor	DM	18	78	78	23	55
Foster Care Review	FC	1	1	1	1	-
Family Abuse - Prot Order	FP	1	1	1	0	1
Permanency	PH	4	4	4	4	-
Petition	PT	7	12	12	6	6
Remand Custody	RC	3	3	3	3	-
Child at Risk	RI	2	10	10	8	2
Remand Visitation	RV	3	3	3	3	-
Status	ST	0	4	4	1	3
Traffic	T	4	3	5	3	2
Truancy	TR	2	5	5	3	2
<b>Juvenile Total</b>		<b>111</b>	<b>308</b>	<b>310</b>	<b>134</b>	<b>176</b>
<b>Winchester Totals</b>		<b>193</b>	<b>495</b>	<b>497</b>	<b>201</b>	<b>296</b>



Filings by Court & Division

	Clarke	Frederick	Page	Rockingh am	Shenando ah	Warren	Winchest er	Total
<b>A</b> Civil Support	72 3%	523 21%	184 8%	709 29%	317 13%	393 16%	254 10%	2,452
Show Cause	54 2%	463 20%	292 13%	657 29%	315 14%	296 13%	209 9%	2,286
Adult Misdemeanor	30 1%	338 15%	211 9%	721 32%	259 12%	400 18%	274 12%	2,233
Adult Felony	7 1%	107 9%	94 8%	490 40%	105 9%	348 28%	77 6%	1,228
Capias	10 1%	108 11%	49 5%	360 36%	314 32%	96 10%	59 6%	996
Family Abuse - Prot Order	12 1%	201 25%	65 8%	260 32%	88 11%	103 13%	79 10%	808
Remand Support	15 5%	93 31%	7 2%	56 19%	45 15%	43 14%	41 14%	300
Motion - Prot Order	2 2%	9 7%	17 13%	48 38%	16 13%	24 19%	10 8%	126
Violation of PO	- 0%	1 2%	3 5%	39 70%	- 0%	6 11%	7 13%	56
Other	1 2%	4 8%	5 10%	34 65%	5 10%	1 2%	2 4%	52
Non-Family Abuse Prot Order	- 0%	8 16%	9 18%	13 25%	12 24%	3 6%	6 12%	51
SL/Other	- 0%	16 34%	3 6%	12 26%	5 11%	10 21%	1 2%	47
Protective Order	- 0%	- 0%	2 33%	2 33%	- 0%	- 0%	2 33%	6
Violation Fam Abuse PO	- 0%	2 67%	- 0%	1 33%	- 0%	- 0%	- 0%	3
Bond Forfeiture	- 0%	- 0%	- 0%	- 0%	- 0%	- 0%	- 0%	0
<b>Total</b>	203 2%	1,873 18%	941 9%	3,402 32%	1,481 14%	1,723 16%	1,021 10%	10,644
<b>J</b> Custody Visitation	240 3%	1,498 21%	741 10%	2,061 29%	981 14%	1,029 14%	607 8%	7,157
Delinquency	45 2%	398 20%	106 5%	530 27%	338 17%	224 12%	304 16%	1,945
Traffic	43 5%	106 12%	55 6%	445 52%	103 12%	82 10%	22 3%	856
Remand Custody	23 4%	137 21%	29 4%	257 40%	68 10%	76 12%	58 9%	648
Remand Visitation	22 4%	135 22%	29 5%	220 36%	66 11%	83 14%	59 10%	614
Abuse or Neglect	7 2%	43 10%	17 4%	220 54%	25 6%	16 4%	83 20%	411
Permanency	11 3%	43 14%	17 5%	163 51%	3 1%	17 5%	64 20%	318
Paternity	5 2%	87 32%	20 7%	46 17%	25 9%	21 8%	69 25%	273

	Clarke	Frederick	Page	Rockingham	Shenandoah	Warren	Winchester	Total
<b>J Show Cause</b>	-	3	14	97	103	46	-	<b>263</b>
	0%	1%	5%	37%	39%	17%	0%	
<b>Status Offense/Other</b>	1	42	94	32	49	11	22	<b>251</b>
	0%	17%	37%	13%	20%	4%	9%	
<b>Foster Care Review</b>	8	20	17	126	5	9	42	<b>227</b>
	4%	9%	7%	56%	2%	4%	19%	
<b>Truancy</b>	-	16	18	85	27	41	23	<b>210</b>
	0%	8%	9%	40%	13%	20%	11%	
<b>Initial Foster Care</b>	1	14	6	87	3	1	48	<b>160</b>
	1%	9%	4%	54%	2%	1%	30%	
<b>Term Parental Rights</b>	2	23	2	105	-	15	12	<b>159</b>
	1%	14%	1%	66%	0%	9%	8%	
<b>Motion - Prot Order</b>	-	30	4	35	13	-	11	<b>93</b>
	0%	32%	4%	38%	14%	0%	12%	
<b>Child in Need of Services</b>	2	6	-	13	36	7	4	<b>68</b>
	3%	9%	0%	19%	53%	10%	6%	
<b>Capias</b>	-	5	5	20	6	5	5	<b>46</b>
	0%	11%	11%	43%	13%	11%	11%	
<b>Child at Risk</b>	1	8	4	14	-	-	19	<b>46</b>
	2%	17%	9%	30%	0%	0%	41%	
<b>Non-Family Abuse Prot Order</b>	-	6	6	15	-	6	12	<b>45</b>
	0%	13%	13%	33%	0%	13%	27%	
<b>Entrustment</b>	-	3	9	9	-	14	1	<b>36</b>
	0%	8%	25%	25%	0%	39%	3%	
<b>Voluntary Continuing</b>	1	2	-	24	1	1	-	<b>29</b>
	3%	7%	0%	83%	3%	3%	0%	
<b>Custody Relief</b>	-	-	1	4	-	3	-	<b>8</b>
	0%	0%	13%	50%	0%	38%	0%	
<b>Family Abuse - Prot Order</b>	-	-	-	3	1	2	1	<b>7</b>
	0%	0%	0%	43%	14%	29%	14%	
<b>Juv Support</b>	-	-	-	4	-	-	-	<b>4</b>
	0%	0%	0%	100%	0%	0%	0%	
<b>Emancipation</b>	-	1	-	-	1	-	-	<b>2</b>
	0%	50%	0%	0%	50%	0%	0%	
<b>Protective Order</b>	-	-	-	1	-	-	-	<b>1</b>
	0%	0%	0%	100%	0%	0%	0%	
<b>Restricted O/L</b>	-	-	-	-	-	1	-	<b>1</b>
	0%	0%	0%	0%	0%	100%	0%	
<b>Total</b>	412	2,626	1,194	4,616	1,854	1,710	1,466	<b>13,878</b>
	3%	19%	9%	33%	13%	12%	11%	
<b>Total</b>	615	4,499	2,135	8,018	3,335	3,433	2,487	24,522
	3%	18%	9%	33%	14%	14%	10%	

# CASELOAD STATISTICS OF THE JUVENILE & DOMESTIC RELATIONS COURTS

December 2017

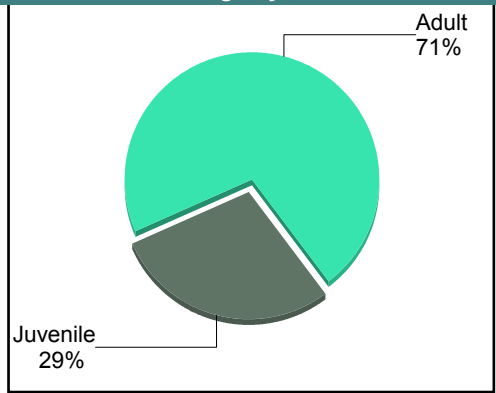
**Bland**  
District: 27

		<u>Filings</u>	<u>Hearings</u>	<u>Transactions</u>	<u>Concluded</u>	<u>Cont</u>
<b><u>Adult</u></b>						
Capias	CA	0	1	1	0	1
Felony	CF	1	20	20	1	17
Misdemeanor	CM	8	14	14	3	10
Family Abuse - Prot Order	FP	1	3	3	1	2
Show Cause	SC	3	18	18	3	11
Civil Support	VS	2	3	3	2	1
<b>Adult Total</b>		<b>15</b>	<b>59</b>	<b>59</b>	<b>10</b>	<b>42</b>
<b><u>Juvenile</u></b>						
Custody Visitation	CV	1	11	11	1	10
Felony	DF	0	4	4	2	2
Misdemeanor	DM	2	7	7	4	3
Traffic	T	3	4	4	1	3
<b>Juvenile Total</b>		<b>6</b>	<b>26</b>	<b>26</b>	<b>8</b>	<b>18</b>
<b>Bland Totals</b>		<b>21</b>	<b>85</b>	<b>85</b>	<b>18</b>	<b>60</b>

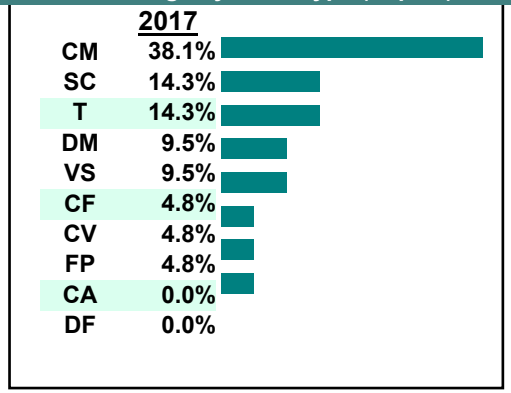
**Calendared Filings**

	<b>M</b>	<b>W</b>
Week 1	■	■
Week 2	■	■
Week 3	■	■

**% of Filings by Division**



**% of Filings by Case Type (Top 10)**



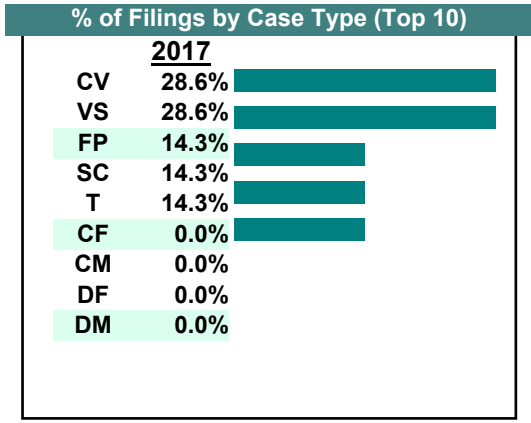
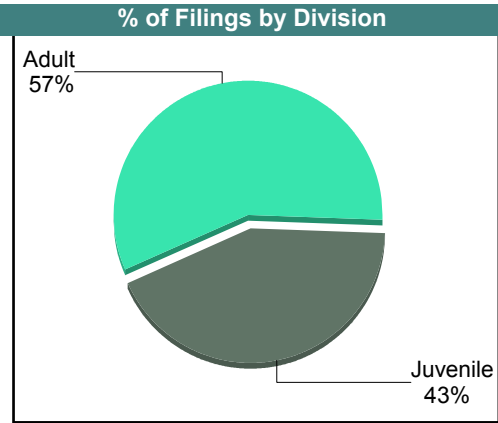
**CASELOAD STATISTICS OF THE JUVENILE & DOMESTIC RELATIONS COURTS**

**November 2017**

**Bland**  
District: 27

		<u>Filings</u>	<u>Hearings</u>	<u>Transactions</u>	<u>Concluded</u>	<u>Cont</u>
<b>Adult</b>						
Felony	CF	0	18	18	0	18
Misdemeanor	CM	0	8	8	3	5
Family Abuse - Prot Order	FP	1	1	1	0	1
Show Cause	SC	1	5	5	0	4
Civil Support	VS	2	2	2	1	1
<b>Adult Total</b>		<b>4</b>	<b>34</b>	<b>34</b>	<b>4</b>	<b>29</b>
<b>Juvenile</b>						
Custody Visitation	CV	2	9	9	4	5
Felony	DF	0	1	1	0	1
Misdemeanor	DM	0	5	5	2	3
Traffic	T	1	1	1	1	-
<b>Juvenile Total</b>		<b>3</b>	<b>16</b>	<b>16</b>	<b>7</b>	<b>9</b>
<b>Bland Totals</b>		<b>7</b>	<b>50</b>	<b>50</b>	<b>11</b>	<b>38</b>

Calendared Filings				
	M	T	W	R
Week 1	■			
Week 2			■	
Week 3				
Week 4		■		

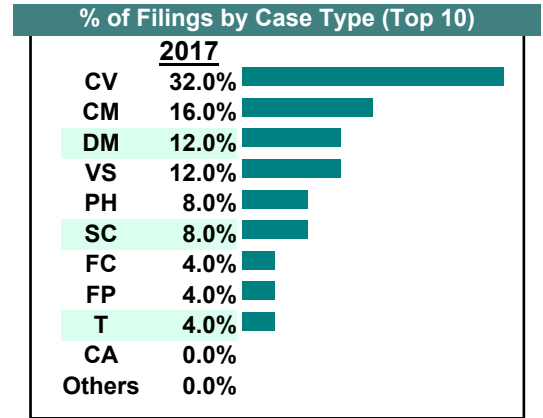
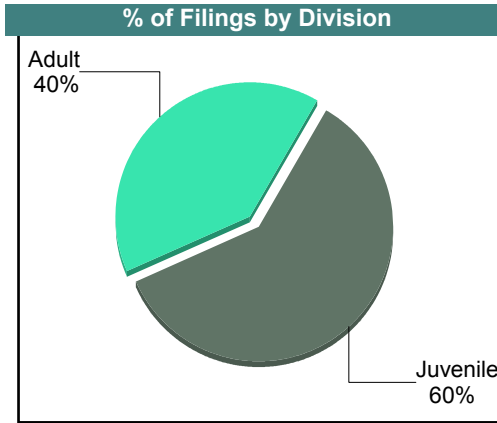
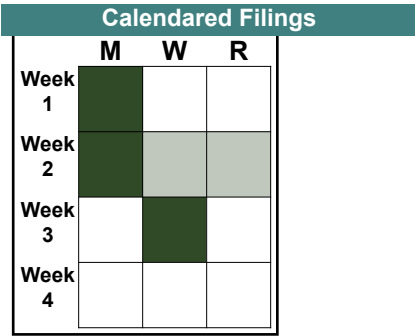


# CASELOAD STATISTICS OF THE JUVENILE & DOMESTIC RELATIONS COURTS

October 2017

**Bland**  
District: 27

		<u>Filings</u>	<u>Hearings</u>	<u>Transactions</u>	<u>Concluded</u>	<u>Cont</u>
<b><u>Adult</u></b>						
Capias	CA	0	1	1	0	1
Felony	CF	0	3	3	1	2
Misdemeanor	CM	4	7	7	1	6
Family Abuse - Prot Order	FP	1	2	2	1	1
Show Cause	SC	2	11	11	0	10
Civil Support	VS	3	6	6	5	1
<b>Adult Total</b>		<b>10</b>	<b>30</b>	<b>30</b>	<b>8</b>	<b>21</b>
<b><u>Juvenile</u></b>						
Custody Relief	CR	0	1	1	1	-
Custody Visitation	CV	8	15	15	10	5
Misdemeanor	DM	3	3	3	0	3
Foster Care Review	FC	1	1	1	1	-
Permanency	PH	2	2	2	2	-
Traffic	T	1	4	4	2	2
<b>Juvenile Total</b>		<b>15</b>	<b>26</b>	<b>26</b>	<b>16</b>	<b>10</b>
<b>Bland Totals</b>		<b>25</b>	<b>56</b>	<b>56</b>	<b>24</b>	<b>31</b>



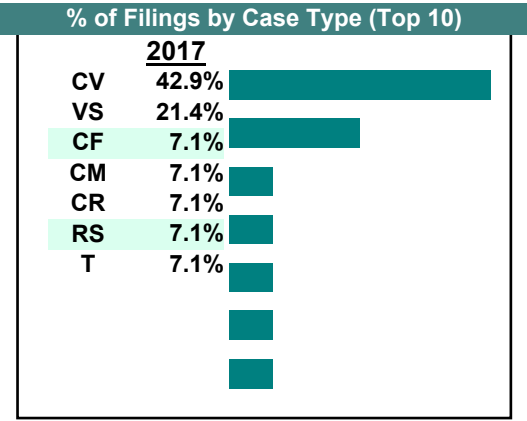
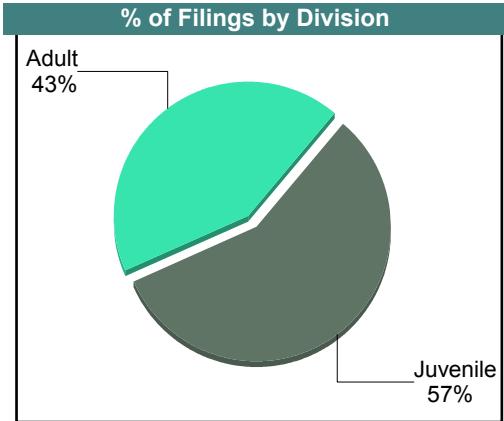
**CASELOAD STATISTICS OF THE JUVENILE & DOMESTIC RELATIONS COURTS**

September 2017

**Bland**  
District: 27

		<u>Filings</u>	<u>Hearings</u>	<u>Transactions</u>	<u>Concluded</u>	<u>Cont</u>
<b>Adult</b>						
Felony	CF	1	3	4	3	1
Misdemeanor	CM	1	5	5	2	3
Remand Support	RS	1	1	1	1	-
Civil Support	VS	3	5	5	4	1
<b>Adult Total</b>		<b>6</b>	<b>14</b>	<b>15</b>	<b>10</b>	<b>5</b>
<b>Juvenile</b>						
Custody Relief	CR	1	1	1	0	1
Custody Visitation	CV	6	19	19	10	9
Traffic	T	1	1	1	0	1
<b>Juvenile Total</b>		<b>8</b>	<b>21</b>	<b>21</b>	<b>10</b>	<b>11</b>
<b>Bland Totals</b>		<b>14</b>	<b>35</b>	<b>36</b>	<b>20</b>	<b>16</b>

Calendared Filings					
	M	T	W	R	F
Week 1			■		
Week 2		■	■		■
Week 3	■			■	
Week 4	■				



# CASELOAD STATISTICS OF THE JUVENILE & DOMESTIC RELATIONS COURTS

August 2017

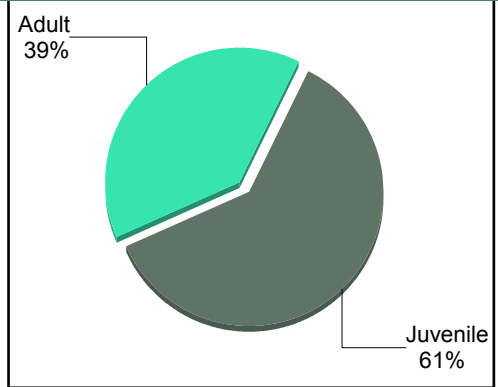
**Bland**  
District: 27

		<u>Filings</u>	<u>Hearings</u>	<u>Transactions</u>	<u>Concluded</u>	<u>Cont</u>
<b>Adult</b>						
Capias	CA	1	2	2	1	1
Felony	CF	0	6	6	3	3
Misdemeanor	CM	2	7	7	3	4
Family Abuse - Prot Order	FP	1	2	2	1	1
Motion - Prot Order	MP	1	1	1	1	-
Show Cause	SC	6	17	17	3	14
Civil Support	VS	5	10	10	5	5
<b>Adult Total</b>		<b>16</b>	<b>45</b>	<b>45</b>	<b>17</b>	<b>28</b>
<b>Juvenile</b>						
Custody Visitation	CV	13	30	30	6	24
Felony	DF	4	4	4	0	4
Misdemeanor	DM	3	3	3	0	3
Traffic	T	5	2	6	5	1
<b>Juvenile Total</b>		<b>25</b>	<b>39</b>	<b>43</b>	<b>11</b>	<b>32</b>
<b>Bland Totals</b>		<b>41</b>	<b>84</b>	<b>88</b>	<b>28</b>	<b>60</b>

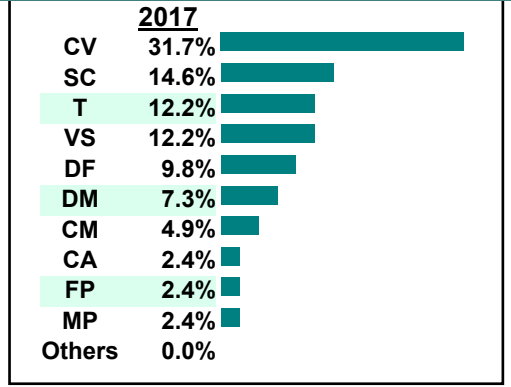
**Calendared Filings**

	<b>M</b>	<b>R</b>
Week 1	■	
Week 2		■
Week 3	■	
Week 4	■	

**% of Filings by Division**



**% of Filings by Case Type (Top 10)**





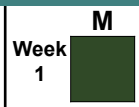
**CASELOAD STATISTICS OF THE JUVENILE & DOMESTIC RELATIONS COURTS**

July 2017

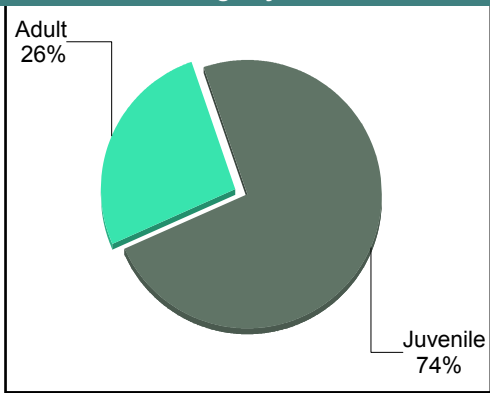
**Bland**  
District: 27

		<u>Filings</u>	<u>Hearings</u>	<u>Transactions</u>	<u>Concluded</u>	<u>Cont</u>
<b><u>Adult</u></b>						
Felony	CF	0	25	25	0	25
Misdemeanor	CM	2	12	12	3	9
Show Cause	SC	2	2	2	0	2
Civil Support	VS	1	1	1	0	1
<b>Adult Total</b>		<b>5</b>	<b>40</b>	<b>40</b>	<b>3</b>	<b>37</b>
<b><u>Juvenile</u></b>						
Custody Visitation	CV	5	5	5	1	4
Felony	DF	0	1	1	0	1
Misdemeanor	DM	2	5	5	2	3
Foster Care Review	FC	1	1	1	1	-
Traffic	T	6	5	6	6	-
<b>Juvenile Total</b>		<b>14</b>	<b>17</b>	<b>18</b>	<b>10</b>	<b>8</b>
<b>Bland Totals</b>		<b>19</b>	<b>57</b>	<b>58</b>	<b>13</b>	<b>45</b>

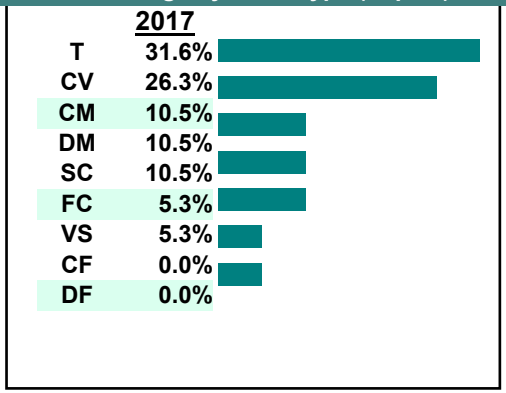
**Calendared Filings**



**% of Filings by Division**



**% of Filings by Case Type (Top 10)**



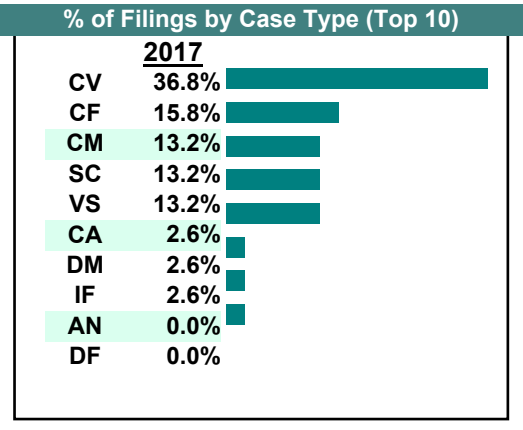
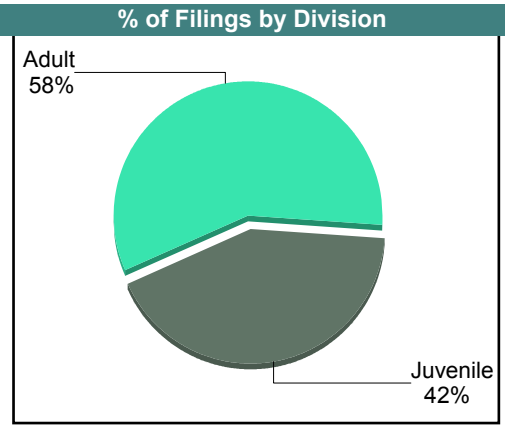
# CASELOAD STATISTICS OF THE JUVENILE & DOMESTIC RELATIONS COURTS

June 2017

**Bland**  
District: 27

		<u>Filings</u>	<u>Hearings</u>	<u>Transactions</u>	<u>Concluded</u>	<u>Cont</u>
<b>Adult</b>						
Capias	CA	1	1	1	0	1
Felony	CF	6	8	8	0	8
Misdemeanor	CM	5	9	9	4	5
Show Cause	SC	5	11	11	1	10
Civil Support	VS	5	9	9	7	2
<b>Adult Total</b>		<b>22</b>	<b>38</b>	<b>38</b>	<b>12</b>	<b>26</b>
<b>Juvenile</b>						
Abuse or Neglect	AN	0	3	3	2	1
Custody Visitation	CV	14	16	16	10	6
Felony	DF	0	1	1	0	1
Misdemeanor	DM	1	3	3	1	2
Initial Foster Care	IF	1	1	1	1	-
<b>Juvenile Total</b>		<b>16</b>	<b>24</b>	<b>24</b>	<b>14</b>	<b>10</b>
<b>Bland Totals</b>		<b>38</b>	<b>62</b>	<b>62</b>	<b>26</b>	<b>36</b>

Calendared Filings			
	M	W	R
Week 1	■	■	
Week 2	■		
Week 3			■

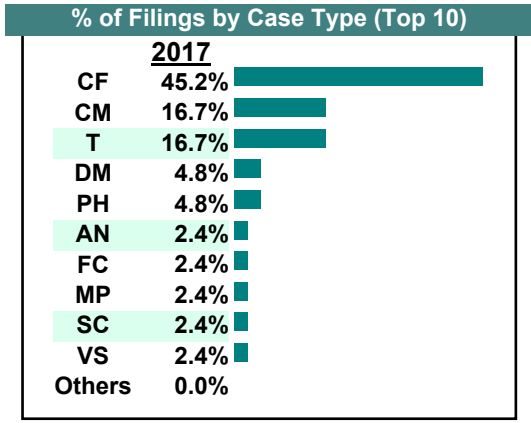
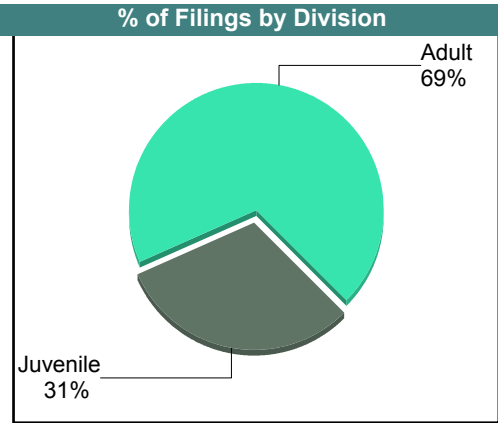
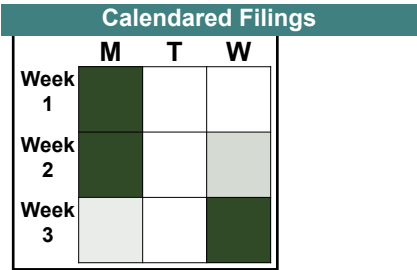


**CASELOAD STATISTICS OF THE JUVENILE & DOMESTIC RELATIONS COURTS**

May 2017

**Bland**  
District: 27

		<u>Filings</u>	<u>Hearings</u>	<u>Transactions</u>	<u>Concluded</u>	<u>Cont</u>
<b><u>Adult</u></b>						
Felony	CF	19	20	20	1	19
Misdemeanor	CM	7	8	8	1	7
Family Abuse - Prot Order	FP	0	1	1	1	-
Motion - Prot Order	MP	1	1	1	1	-
Show Cause	SC	1	3	3	0	3
Civil Support	VS	1	1	1	0	1
<b>Adult Total</b>		<b>29</b>	<b>34</b>	<b>34</b>	<b>4</b>	<b>30</b>
<b><u>Juvenile</u></b>						
Abuse or Neglect	AN	1	3	3	0	3
Custody Visitation	CV	0	8	8	2	6
Felony	DF	0	1	1	1	-
Misdemeanor	DM	2	3	3	3	-
Foster Care Review	FC	1	1	1	1	-
Initial Foster Care	IF	0	1	1	0	-
Permanency	PH	2	2	2	2	-
Traffic	T	7	7	8	7	1
<b>Juvenile Total</b>		<b>13</b>	<b>26</b>	<b>27</b>	<b>16</b>	<b>10</b>
<b>Bland Totals</b>		<b>42</b>	<b>60</b>	<b>61</b>	<b>20</b>	<b>40</b>

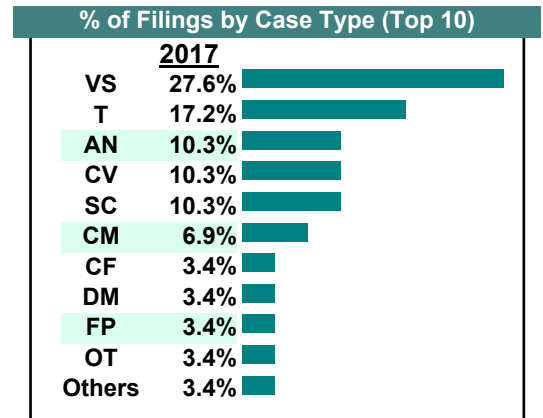
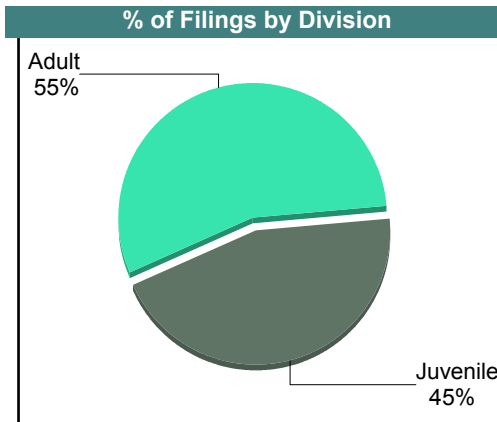
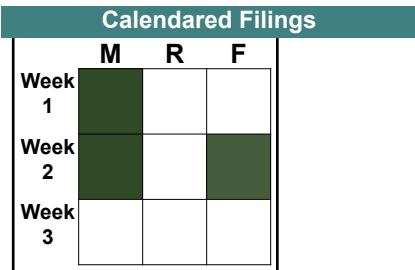


**CASELOAD STATISTICS OF THE JUVENILE & DOMESTIC RELATIONS COURTS**

**April 2017**

**Bland**  
District: 27

		<u>Filings</u>	<u>Hearings</u>	<u>Transactions</u>	<u>Concluded</u>	<u>Cont</u>
<b>Adult</b>						
Felony	CF	1	1	1	0	1
Misdemeanor	CM	2	4	4	2	2
Family Abuse - Prot Order	FP	1	2	2	0	2
Other	OT	1	1	1	0	-
Show Cause	SC	3	5	5	2	3
Civil Support	VS	8	9	9	5	3
<b>Adult Total</b>		<b>16</b>	<b>22</b>	<b>22</b>	<b>9</b>	<b>11</b>
<b>Juvenile</b>						
Abuse or Neglect	AN	3	4	4	2	2
Custody Visitation	CV	3	18	18	12	4
Misdemeanor	DM	1	4	4	2	2
Permanency	PH	1	1	1	1	-
Traffic	T	5	4	6	5	1
<b>Juvenile Total</b>		<b>13</b>	<b>31</b>	<b>33</b>	<b>22</b>	<b>9</b>
<b>Bland Totals</b>		<b>29</b>	<b>53</b>	<b>55</b>	<b>31</b>	<b>20</b>



# CASELOAD STATISTICS OF THE JUVENILE & DOMESTIC RELATIONS COURTS

March 2017

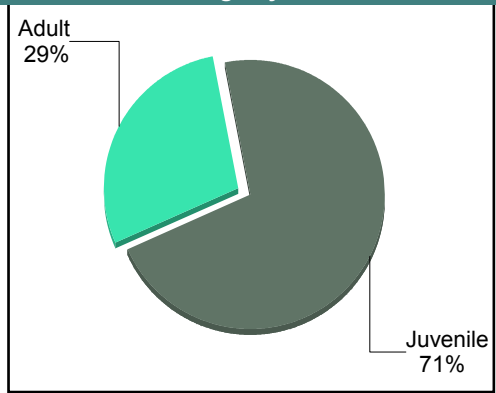
**Bland**  
District: 27

		<u>Filings</u>	<u>Hearings</u>	<u>Transactions</u>	<u>Concluded</u>	<u>Cont</u>
<b><u>Adult</u></b>						
Felony	CF	0	4	4	3	1
Misdemeanor	CM	1	7	7	4	3
Family Abuse - Prot Order	FP	1	2	2	1	1
Remand Support	RS	1	1	1	1	-
Show Cause	SC	1	2	2	1	1
Civil Support	VS	2	6	6	3	3
<b>Adult Total</b>		<b>6</b>	<b>22</b>	<b>22</b>	<b>13</b>	<b>9</b>
<b><u>Juvenile</u></b>						
Custody Visitation	CV	9	19	19	14	5
Felony	DF	1	2	2	0	2
Misdemeanor	DM	2	7	7	4	3
Traffic	T	3	5	5	2	3
<b>Juvenile Total</b>		<b>15</b>	<b>33</b>	<b>33</b>	<b>20</b>	<b>13</b>
<b>Bland Totals</b>		<b>21</b>	<b>55</b>	<b>55</b>	<b>33</b>	<b>22</b>

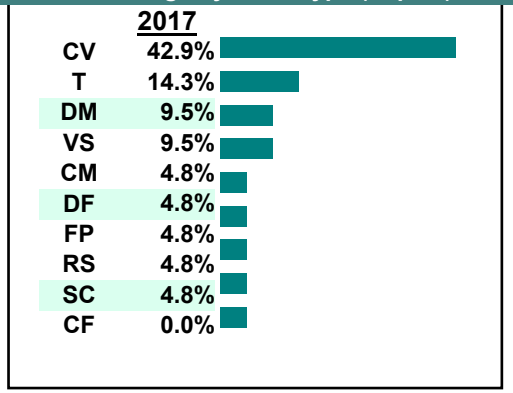
**Calendared Filings**

	<b>M</b>	<b>T</b>
Week 1	■	■
Week 2	■	■
Week 3	■	■

**% of Filings by Division**



**% of Filings by Case Type (Top 10)**



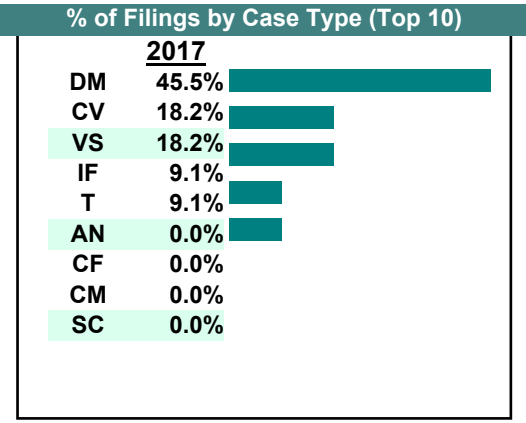
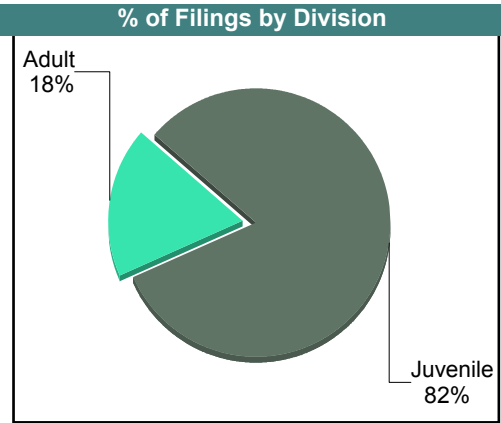
**CASELOAD STATISTICS OF THE JUVENILE & DOMESTIC RELATIONS COURTS**

February 2017

**Bland**  
District: 27

		<u>Filings</u>	<u>Hearings</u>	<u>Transactions</u>	<u>Concluded</u>	<u>Cont</u>
<b><u>Adult</u></b>						
Felony	CF	0	1	1	0	1
Misdemeanor	CM	0	3	3	1	2
Show Cause	SC	0	2	2	1	1
Civil Support	VS	2	5	5	3	2
<b>Adult Total</b>		<b>2</b>	<b>11</b>	<b>11</b>	<b>5</b>	<b>6</b>
<b><u>Juvenile</u></b>						
Abuse or Neglect	AN	0	1	1	1	-
Custody Visitation	CV	2	13	13	9	4
Misdemeanor	DM	5	9	9	5	4
Initial Foster Care	IF	1	1	1	0	1
Traffic	T	1	3	3	2	1
<b>Juvenile Total</b>		<b>9</b>	<b>27</b>	<b>27</b>	<b>17</b>	<b>10</b>
<b>Bland Totals</b>		<b>11</b>	<b>38</b>	<b>38</b>	<b>22</b>	<b>16</b>

<b>Calendared Filings</b>					
	<b>M</b>	<b>T</b>	<b>W</b>	<b>R</b>	<b>F</b>
Week 1					
Week 2					
Week 3					
Week 4					



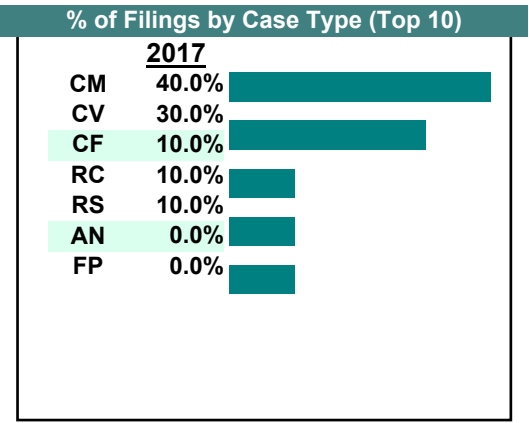
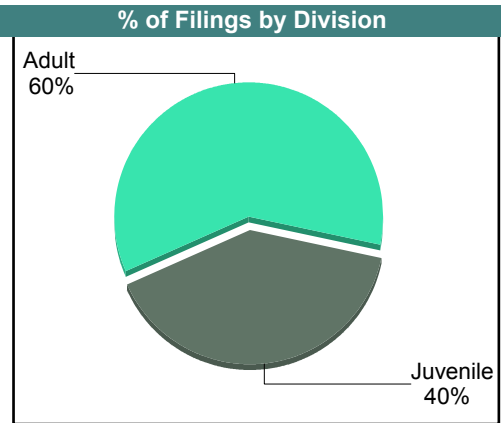
**CASELOAD STATISTICS OF THE JUVENILE & DOMESTIC RELATIONS COURTS**

January 2017

**Bland**  
District: 27

		<u>Filings</u>	<u>Hearings</u>	<u>Transactions</u>	<u>Concluded</u>	<u>Cont</u>
<b>Adult</b>						
Felony	CF	1	1	1	0	1
Misdemeanor	CM	4	5	5	0	5
Family Abuse - Prot Order	FP	0	2	2	2	-
Remand Support	RS	1	1	1	1	-
<b>Adult Total</b>		<b>6</b>	<b>9</b>	<b>9</b>	<b>3</b>	<b>6</b>
<b>Juvenile</b>						
Abuse or Neglect	AN	0	1	1	0	1
Custody Visitation	CV	3	9	9	2	7
Remand Custody	RC	1	1	1	1	-
<b>Juvenile Total</b>		<b>4</b>	<b>11</b>	<b>11</b>	<b>3</b>	<b>8</b>
<b>Bland Totals</b>		<b>10</b>	<b>20</b>	<b>20</b>	<b>6</b>	<b>14</b>

Calendared Filings					
	M	T	W	R	F
Week 1			■	■	
Week 2	■		■		
Week 3			■		
Week 4					
Week 5		■			

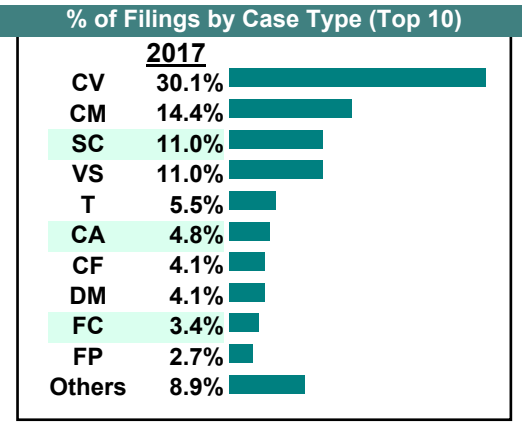
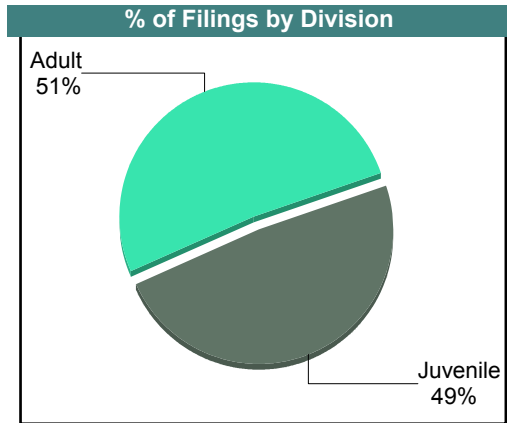
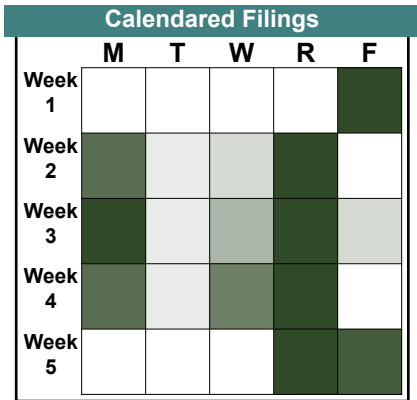


**CASELOAD STATISTICS OF THE JUVENILE & DOMESTIC RELATIONS COURTS**

December 2017

**Carroll**  
District: 27

		<u>Filings</u>	<u>Hearings</u>	<u>Transactions</u>	<u>Concluded</u>	<u>Cont</u>
<b><u>Adult</u></b>						
Capias	CA	7	19	19	5	14
Felony	CF	6	14	14	5	9
Misdemeanor	CM	21	54	54	16	38
Family Abuse - Prot Order	FP	4	11	11	5	6
Motion - Prot Order	MP	1	1	1	1	-
Other	OT	3	3	3	2	1
Violation of PO	PV	1	1	1	1	-
Show Cause	SC	16	59	59	16	43
Civil Support	VS	16	28	28	17	11
<b>Adult Total</b>		<b>75</b>	<b>190</b>	<b>190</b>	<b>68</b>	<b>122</b>
<b><u>Juvenile</u></b>						
Abuse or Neglect	AN	2	7	7	6	1
Non-Family Abuse Prot Order	AP	0	1	1	1	-
Capias	CA	0	4	4	1	3
Custody Visitation	CV	44	158	158	42	116
Felony	DF	0	1	1	0	1
Misdemeanor	DM	6	21	21	13	8
Entrustment	ET	1	1	1	1	-
Foster Care Review	FC	5	5	5	5	-
Initial Foster Care	IF	0	1	1	1	-
Permanency	PH	2	2	2	2	-
Petition	PT	1	1	1	0	1
Show Cause	SC	0	1	1	0	1
Status	ST	0	2	2	0	2
Traffic	T	8	15	15	10	5
Term Parental Rights	TP	1	1	1	1	-
Truancy	TR	0	7	7	2	5
Voluntary Continuing Services Agreement	VA	1	1	1	1	-
<b>Juvenile Total</b>		<b>71</b>	<b>229</b>	<b>229</b>	<b>86</b>	<b>143</b>
<b>Carroll Totals</b>		<b>146</b>	<b>419</b>	<b>419</b>	<b>154</b>	<b>265</b>



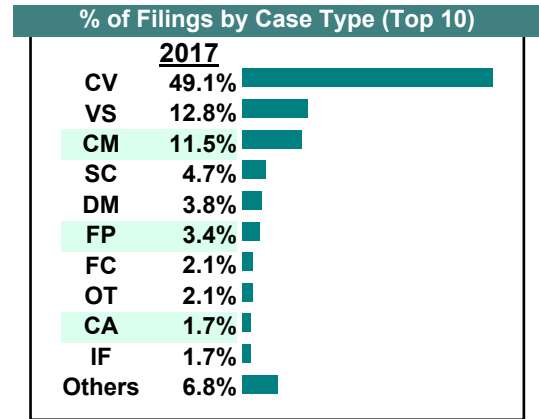
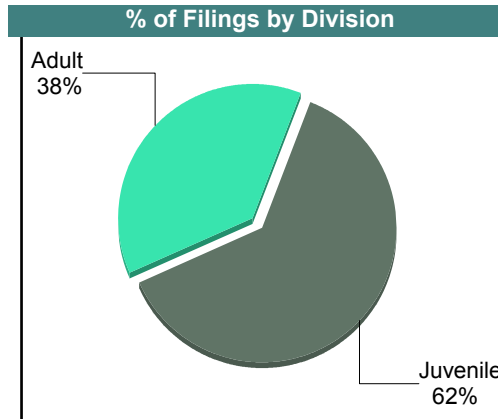
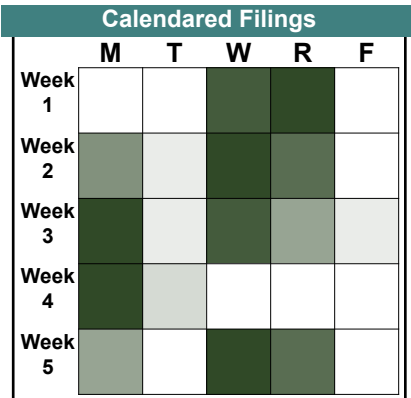


# CASELOAD STATISTICS OF THE JUVENILE & DOMESTIC RELATIONS COURTS

November 2017

**Carroll**  
District: 27

		<u>Filings</u>	<u>Hearings</u>	<u>Transactions</u>	<u>Concluded</u>	<u>Cont</u>
<b><u>Adult</u></b>						
Capias	CA	4	12	12	4	8
Felony	CF	3	37	37	29	8
Misdemeanor	CM	27	73	73	26	47
Family Abuse - Prot Order	FP	8	18	18	8	10
Other	OT	5	5	5	5	-
Show Cause	SC	11	43	43	15	28
Civil Support	VS	30	41	41	25	16
<b>Adult Total</b>		<b>88</b>	<b>229</b>	<b>229</b>	<b>112</b>	<b>117</b>
<b><u>Juvenile</u></b>						
Abuse or Neglect	AN	1	10	10	3	7
Non-Family Abuse Prot Order	AP	1	2	2	0	2
Child in Need of Services	CS	0	3	3	2	1
Custody Visitation	CV	115	217	217	53	164
Felony	DF	1	7	7	4	3
Misdemeanor	DM	9	22	22	8	14
Foster Care Review	FC	5	5	5	5	-
Initial Foster Care	IF	4	4	4	3	1
Permanency	PH	4	4	4	4	-
Status	ST	0	1	1	0	1
Traffic	T	1	5	5	5	-
Truancy	TR	4	11	11	3	8
Voluntary Continuing Services Agreement	VA	1	1	1	1	-
<b>Juvenile Total</b>		<b>146</b>	<b>292</b>	<b>292</b>	<b>91</b>	<b>201</b>
<b>Carroll Totals</b>		<b>234</b>	<b>521</b>	<b>521</b>	<b>203</b>	<b>318</b>

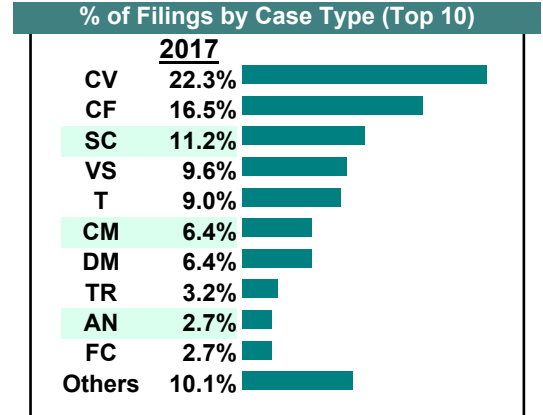
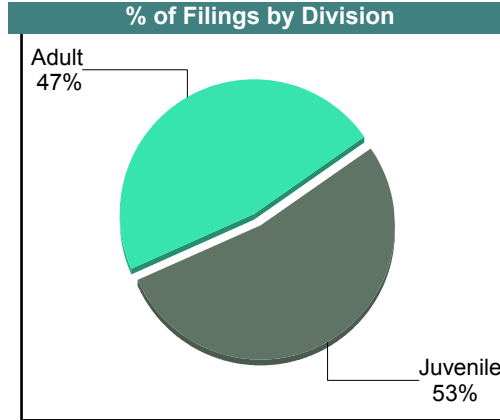
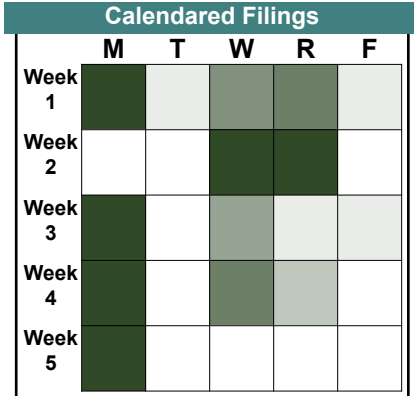


# CASELOAD STATISTICS OF THE JUVENILE & DOMESTIC RELATIONS COURTS

October 2017

**Carroll**  
District: 27

		<u>Filings</u>	<u>Hearings</u>	<u>Transactions</u>	<u>Concluded</u>	<u>Cont</u>
<b><u>Adult</u></b>						
Capias	CA	3	16	16	6	10
Felony	CF	31	44	44	7	37
Misdemeanor	CM	12	47	47	11	36
Family Abuse - Prot Order	FP	4	14	14	7	7
Other	OT	0	1	1	1	-
Show Cause	SC	20	51	51	18	33
Civil Support	VS	18	27	27	18	9
<b>Adult Total</b>		<b>88</b>	<b>200</b>	<b>200</b>	<b>68</b>	<b>132</b>
<b><u>Juvenile</u></b>						
Abuse or Neglect	AN	5	25	25	5	20
Custody Relief	CR	0	1	1	1	-
Child in Need of Services	CS	2	4	4	0	4
Custody Visitation	CV	42	161	161	56	105
Felony	DF	1	6	6	0	6
Misdemeanor	DM	12	28	28	13	15
Foster Care Review	FC	5	5	5	5	-
Initial Foster Care	IF	2	2	2	2	-
Permanency	PH	3	3	3	3	-
Show Cause	SC	1	1	1	1	-
Status	ST	1	3	3	1	2
Traffic	T	17	23	23	12	11
Term Parental Rights	TP	3	3	3	3	-
Truancy	TR	6	10	10	1	9
<b>Juvenile Total</b>		<b>100</b>	<b>275</b>	<b>275</b>	<b>103</b>	<b>172</b>
<b>Carroll Totals</b>		<b>188</b>	<b>475</b>	<b>475</b>	<b>171</b>	<b>304</b>


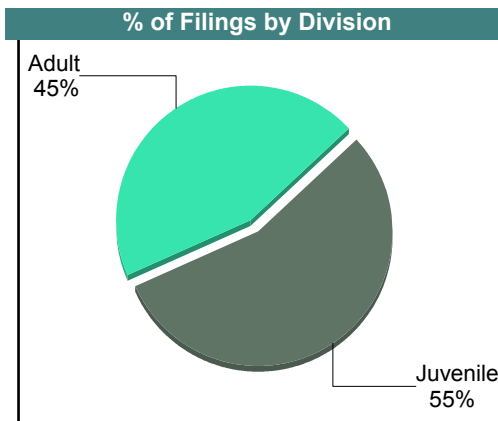
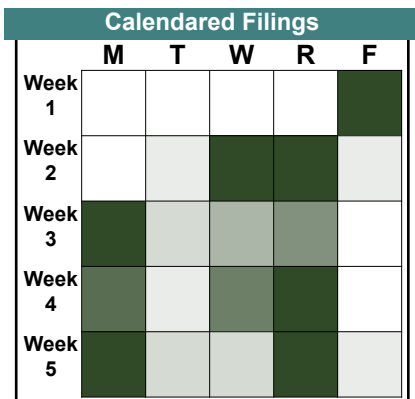


# CASELOAD STATISTICS OF THE JUVENILE & DOMESTIC RELATIONS COURTS

September 2017

**Carroll**  
District: 27

		<u>Filings</u>	<u>Hearings</u>	<u>Transactions</u>	<u>Concluded</u>	<u>Cont</u>
<b><u>Adult</u></b>						
Non-Family Abuse Prot Order	AP	1	2	2	1	1
Capias	CA	7	22	22	8	14
Felony	CF	5	22	22	13	9
Misdemeanor	CM	14	66	66	37	29
Family Abuse - Prot Order	FP	4	10	10	4	6
Motion - Prot Order	MP	1	1	1	1	-
Other	OT	0	2	2	1	1
Show Cause	SC	18	63	63	34	29
Civil Support	VS	12	27	27	16	11
<b>Adult Total</b>		<b>62</b>	<b>215</b>	<b>215</b>	<b>115</b>	<b>100</b>
<b><u>Juvenile</u></b>						
Abuse or Neglect	AN	4	15	15	4	11
Capias	CA	0	1	1	1	-
Custody Visitation	CV	44	146	146	64	82
Felony	DF	0	20	20	12	8
Misdemeanor	DM	10	27	28	8	20
Foster Care Review	FC	1	1	1	1	-
Initial Foster Care	IF	2	2	2	2	-
Permanency	PH	2	2	2	2	-
Show Cause	SC	0	1	1	1	-
Status	ST	1	1	1	0	1
Traffic	T	13	10	14	11	3
Truancy	TR	0	15	15	8	7
<b>Juvenile Total</b>		<b>77</b>	<b>241</b>	<b>246</b>	<b>114</b>	<b>132</b>
<b>Carroll Totals</b>		<b>139</b>	<b>456</b>	<b>461</b>	<b>229</b>	<b>232</b>

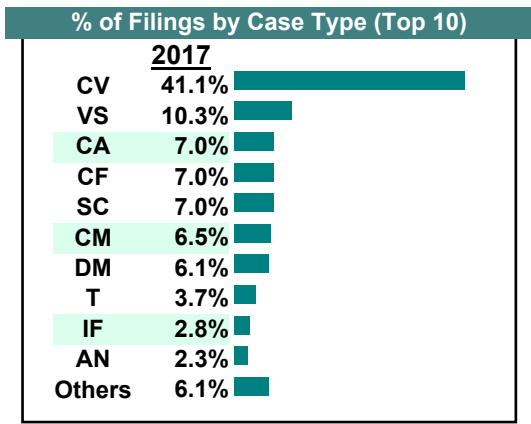
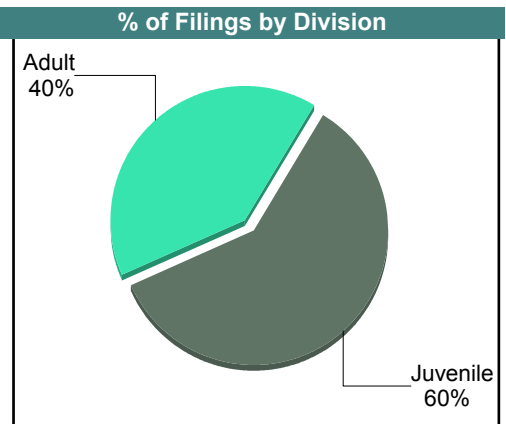



**CASELOAD STATISTICS OF THE JUVENILE & DOMESTIC RELATIONS COURTS**

**August 2017**

**Carroll**  
District: 27

		<u>Filings</u>	<u>Hearings</u>	<u>Transactions</u>	<u>Concluded</u>	<u>Cont</u>
<b><u>Adult</u></b>						
Capias	CA	15	29	29	11	18
Felony	CF	15	40	40	15	25
Misdemeanor	CM	14	48	48	22	26
Family Abuse - Prot Order	FP	3	9	9	5	4
Motion - Prot Order	MP	1	1	1	1	-
Other	OT	0	1	1	1	-
Violation of PO	PV	1	1	1	1	-
Show Cause	SC	15	56	56	23	33
Civil Support	VS	22	32	32	14	18
<b>Adult Total</b>		<b>86</b>	<b>217</b>	<b>217</b>	<b>93</b>	<b>124</b>
<b><u>Juvenile</u></b>						
Abuse or Neglect	AN	5	18	18	5	13
Capias	CA	0	2	2	0	2
Custody Relief	CR	2	2	2	1	1
Custody Visitation	CV	88	203	203	59	144
Felony	DF	0	39	39	1	38
Misdemeanor	DM	13	34	34	17	17
Foster Care Review	FC	1	1	1	1	-
Initial Foster Care	IF	6	6	6	6	-
Motion - Prot Order	MP	3	3	3	3	-
Petition	PT	1	2	2	2	-
Show Cause	SC	0	1	1	0	1
Status	ST	1	1	1	0	1
Traffic	T	8	12	13	7	6
<b>Juvenile Total</b>		<b>128</b>	<b>324</b>	<b>325</b>	<b>102</b>	<b>223</b>
<b>Carroll Totals</b>		<b>214</b>	<b>541</b>	<b>542</b>	<b>195</b>	<b>347</b>

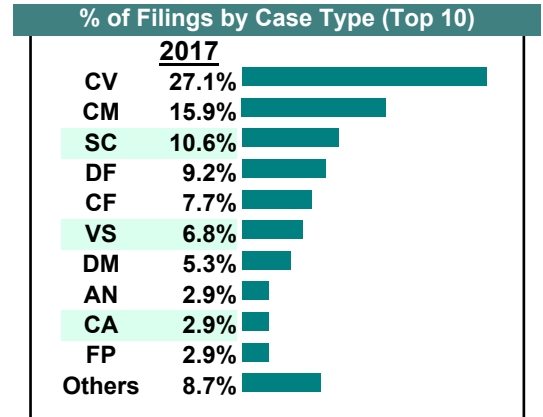
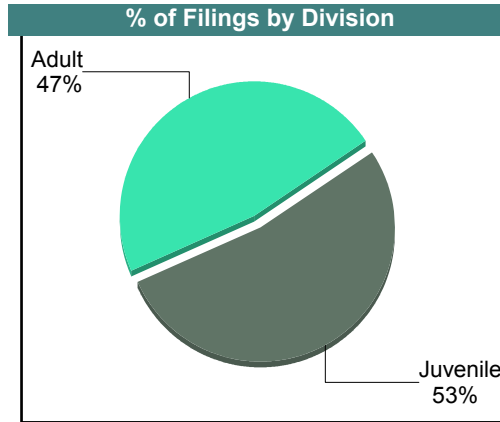



# CASELOAD STATISTICS OF THE JUVENILE & DOMESTIC RELATIONS COURTS

July 2017

**Carroll**  
District: 27

		<u>Filings</u>	<u>Hearings</u>	<u>Transactions</u>	<u>Concluded</u>	<u>Cont</u>
<b><u>Adult</u></b>						
Capias	CA	5	19	19	6	13
Felony	CF	16	46	46	18	28
Misdemeanor	CM	33	91	91	26	65
Family Abuse - Prot Order	FP	6	16	16	9	7
Motion - Prot Order	MP	1	1	1	1	-
Protective Order	PC	1	1	1	1	-
Show Cause	SC	22	67	67	20	47
Civil Support	VS	14	22	22	20	2
<b>Adult Total</b>		<b>98</b>	<b>263</b>	<b>263</b>	<b>101</b>	<b>162</b>
<b><u>Juvenile</u></b>						
Abuse or Neglect	AN	6	16	16	3	13
Capias	CA	1	2	2	0	2
Child in Need of Services	CS	0	1	1	0	1
Custody Visitation	CV	56	126	126	50	76
Felony	DF	19	42	42	3	39
Misdemeanor	DM	11	38	38	22	16
Foster Care Review	FC	4	4	4	4	-
Initial Foster Care	IF	4	4	4	4	-
Motion - Prot Order	MP	0	2	2	0	2
Permanency	PH	3	3	3	3	-
Show Cause	SC	0	2	2	2	-
Traffic	T	5	6	8	6	2
Truancy	TR	0	3	3	0	3
<b>Juvenile Total</b>		<b>109</b>	<b>249</b>	<b>251</b>	<b>97</b>	<b>154</b>
<b>Carroll Totals</b>		<b>207</b>	<b>512</b>	<b>514</b>	<b>198</b>	<b>316</b>

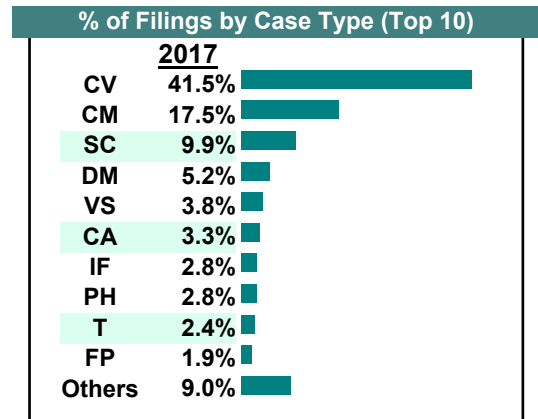
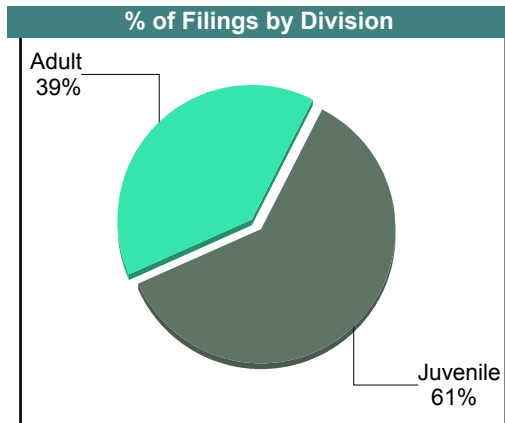
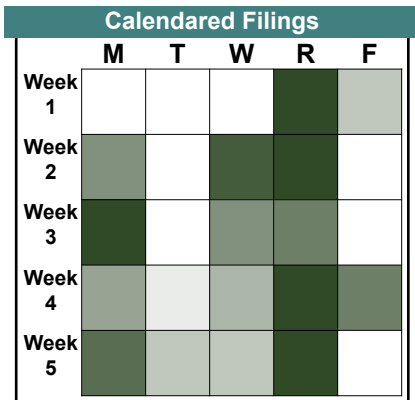


# CASELOAD STATISTICS OF THE JUVENILE & DOMESTIC RELATIONS COURTS

June 2017

**Carroll**  
District: 27

		<u>Filings</u>	<u>Hearings</u>	<u>Transactions</u>	<u>Concluded</u>	<u>Cont</u>
<b><u>Adult</u></b>						
Non-Family Abuse Prot Order	AP	0	1	1	1	-
Capias	CA	6	17	17	9	8
Felony	CF	3	82	82	68	14
Misdemeanor	CM	37	99	99	39	60
Family Abuse - Prot Order	FP	4	12	12	2	10
Motion - Prot Order	MP	2	2	2	2	-
Other	OT	2	2	2	1	1
Protective Order	PC	1	1	1	1	-
Show Cause	SC	20	46	46	16	30
Civil Support	VS	8	18	18	6	12
<b>Adult Total</b>		<b>83</b>	<b>280</b>	<b>280</b>	<b>145</b>	<b>135</b>
<b><u>Juvenile</u></b>						
Abuse or Neglect	AN	2	17	17	5	12
Capias	CA	1	5	5	2	3
Custody Relief	CR	2	5	5	3	2
Child in Need of Services	CS	1	4	4	1	3
Custody Visitation	CV	88	220	220	57	163
Felony	DF	1	5	5	2	3
Misdemeanor	DM	11	46	46	19	27
Entrustment	ET	1	1	1	1	-
Foster Care Review	FC	2	2	2	2	-
Initial Foster Care	IF	6	6	6	6	-
Permanency	PH	6	6	6	6	-
Show Cause	SC	1	4	4	0	4
Status	ST	0	2	2	1	1
Traffic	T	5	12	14	9	5
Truancy	TR	2	17	17	7	10
<b>Juvenile Total</b>		<b>129</b>	<b>352</b>	<b>354</b>	<b>121</b>	<b>233</b>
<b>Carroll Totals</b>		<b>212</b>	<b>632</b>	<b>634</b>	<b>266</b>	<b>368</b>

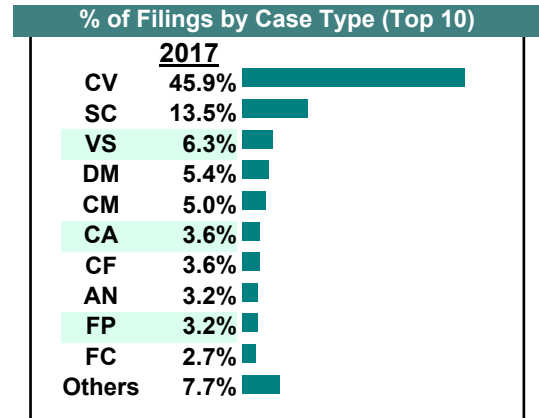
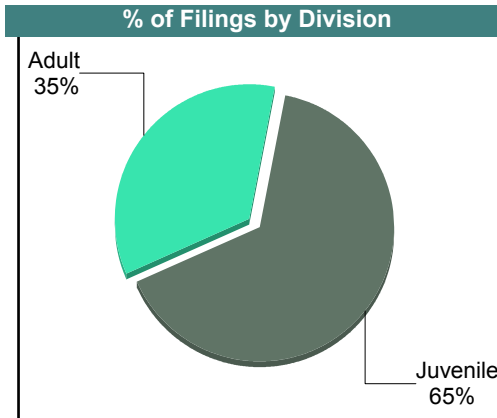
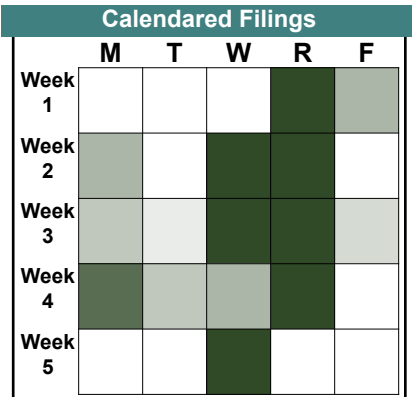


# CASELOAD STATISTICS OF THE JUVENILE & DOMESTIC RELATIONS COURTS

May 2017

**Carroll**  
District: 27

		<u>Filings</u>	<u>Hearings</u>	<u>Transactions</u>	<u>Concluded</u>	<u>Cont</u>
<b>Adult</b>						
Non-Family Abuse Prot Order	AP	1	1	1	0	1
Capias	CA	5	18	18	6	12
Felony	CF	8	76	76	4	72
Misdemeanor	CM	11	43	43	11	32
Family Abuse - Prot Order	FP	7	13	13	2	11
Other	OT	3	3	3	1	2
Show Cause	SC	28	64	64	17	47
Civil Support	VS	14	29	29	21	8
<b>Adult Total</b>		<b>77</b>	<b>247</b>	<b>247</b>	<b>62</b>	<b>185</b>
<b>Juvenile</b>						
Abuse or Neglect	AN	7	14	14	0	14
Capias	CA	3	5	5	1	4
Custody Relief	CR	0	3	3	2	1
Child in Need of Services	CS	1	2	2	0	2
Custody Visitation	CV	102	166	166	66	100
Felony	DF	1	11	11	0	11
Misdemeanor	DM	12	45	45	11	34
Foster Care Review	FC	6	6	6	6	-
Initial Foster Care	IF	2	3	3	3	-
Permanency	PH	1	2	2	2	-
Petition	PT	0	1	1	0	1
Show Cause	SC	2	4	4	0	4
Status	ST	1	1	1	1	-
Traffic	T	2	9	9	5	4
Truancy	TR	5	17	17	3	14
<b>Juvenile Total</b>		<b>145</b>	<b>289</b>	<b>289</b>	<b>100</b>	<b>189</b>
<b>Carroll Totals</b>		<b>222</b>	<b>536</b>	<b>536</b>	<b>162</b>	<b>374</b>

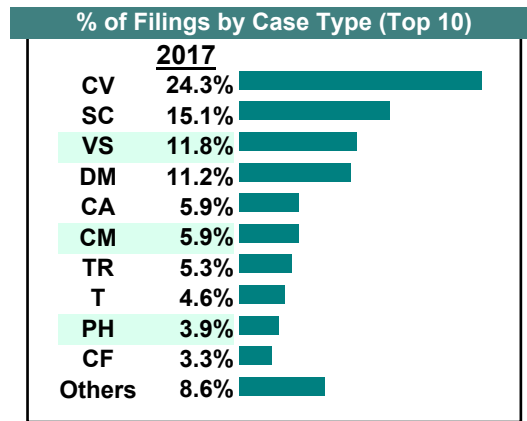
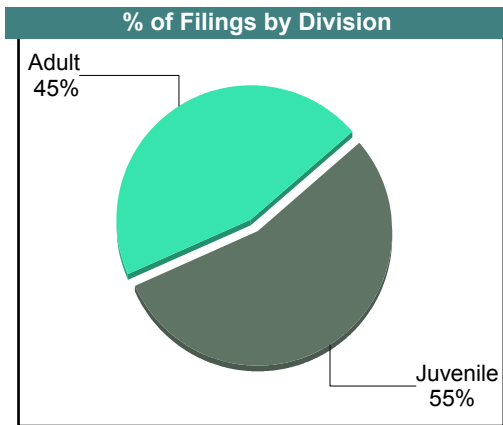
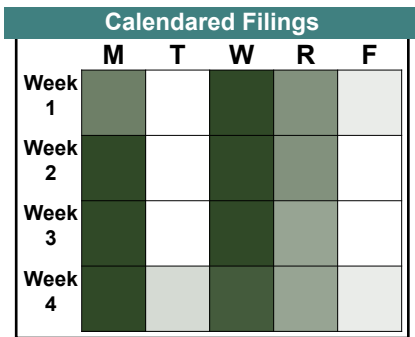


**CASELOAD STATISTICS OF THE JUVENILE & DOMESTIC RELATIONS COURTS**

April 2017

**Carroll**  
District: 27

		<u>Filings</u>	<u>Hearings</u>	<u>Transactions</u>	<u>Concluded</u>	<u>Cont</u>
<b>Adult</b>						
Capias	CA	9	19	19	5	14
Felony	CF	5	26	26	4	22
Misdemeanor	CM	9	44	44	18	26
Family Abuse - Prot Order	FP	5	14	14	5	9
Other	OT	1	1	1	1	-
Show Cause	SC	22	53	53	23	30
Civil Support	VS	18	27	27	17	10
<b>Adult Total</b>		<b>69</b>	<b>184</b>	<b>184</b>	<b>73</b>	<b>111</b>
<b>Juvenile</b>						
Non-Family Abuse Prot Order	AP	1	2	2	1	1
Capias	CA	0	2	2	1	1
Custody Visitation	CV	37	121	121	66	55
Felony	DF	2	4	4	1	3
Misdemeanor	DM	17	43	43	13	30
Family Abuse - Prot Order	FP	0	1	1	1	-
Permanency	PH	6	7	7	5	2
Show Cause	SC	1	1	1	0	1
Status	ST	0	4	4	4	-
Traffic	T	7	10	12	7	5
Term Parental Rights	TP	4	8	8	7	1
Truancy	TR	8	23	23	7	16
<b>Juvenile Total</b>		<b>83</b>	<b>226</b>	<b>228</b>	<b>113</b>	<b>115</b>
<b>Carroll Totals</b>		<b>152</b>	<b>410</b>	<b>412</b>	<b>186</b>	<b>226</b>



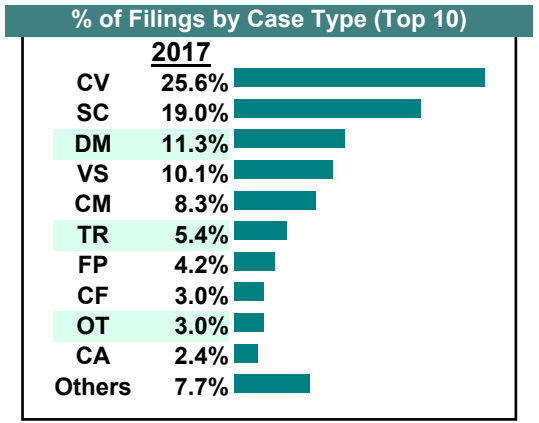
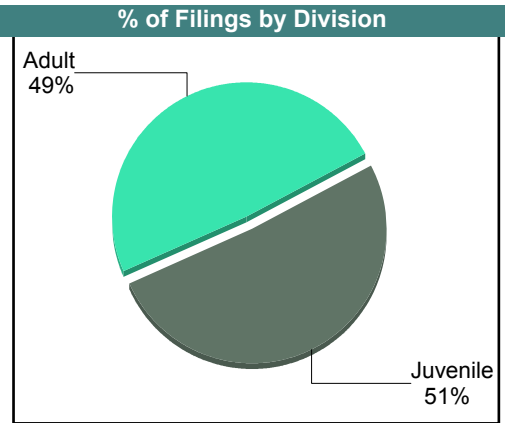
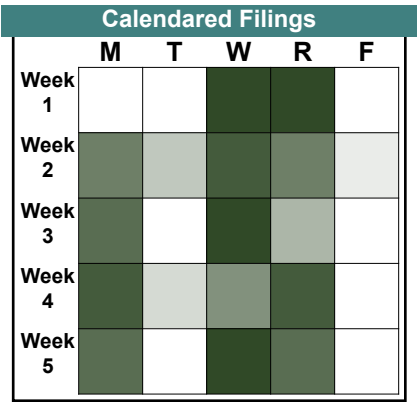


# CASELOAD STATISTICS OF THE JUVENILE & DOMESTIC RELATIONS COURTS

March 2017

**Carroll**  
District: 27

		<u>Filings</u>	<u>Hearings</u>	<u>Transactions</u>	<u>Concluded</u>	<u>Cont</u>
<b><u>Adult</u></b>						
Capias	CA	3	28	28	15	13
Felony	CF	5	26	26	7	19
Misdemeanor	CM	14	83	83	46	37
Family Abuse - Prot Order	FP	6	8	8	3	5
Other	OT	5	5	5	5	-
Show Cause	SC	32	74	74	23	51
Civil Support	VS	17	35	35	19	16
<b>Adult Total</b>		<b>82</b>	<b>259</b>	<b>259</b>	<b>118</b>	<b>141</b>
<b><u>Juvenile</u></b>						
Abuse or Neglect	AN	0	2	2	2	-
Capias	CA	1	1	1	0	1
Custody Relief	CR	1	1	1	0	1
Child in Need of Services	CS	1	3	3	2	1
Custody Visitation	CV	43	131	131	29	102
Felony	DF	0	4	4	2	2
Misdemeanor	DM	19	38	38	11	27
Family Abuse - Prot Order	FP	1	2	2	0	2
Initial Foster Care	IF	2	2	2	2	-
Motion - Prot Order	MP	0	2	2	0	2
Permanency	PH	2	2	2	2	-
Petition	PT	1	1	1	0	1
Status	ST	2	4	4	2	2
Traffic	T	3	4	6	6	-
Term Parental Rights	TP	0	4	4	4	-
Truancy	TR	9	20	20	4	16
Voluntary Continuing Services Agreement	VA	1	1	1	1	-
<b>Juvenile Total</b>		<b>86</b>	<b>222</b>	<b>224</b>	<b>67</b>	<b>157</b>
<b>Carroll Totals</b>		<b>168</b>	<b>481</b>	<b>483</b>	<b>185</b>	<b>298</b>

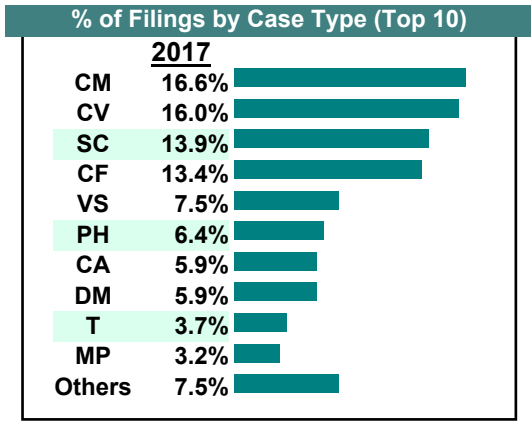
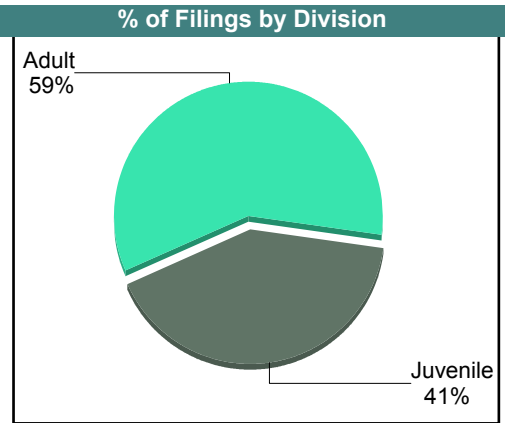



**CASELOAD STATISTICS OF THE JUVENILE & DOMESTIC RELATIONS COURTS**

February 2017

**Carroll**  
District: 27

		<u>Filings</u>	<u>Hearings</u>	<u>Transactions</u>	<u>Concluded</u>	<u>Cont</u>
<b><u>Adult</u></b>						
Non-Family Abuse Prot Order	AP	0	1	1	1	-
Capias	CA	11	24	24	3	21
Felony	CF	25	82	82	1	81
Misdemeanor	CM	31	53	53	10	43
Family Abuse - Prot Order	FP	2	9	9	6	3
Motion - Prot Order	MP	1	1	1	1	-
Show Cause	SC	26	50	50	12	38
Civil Support	VS	14	31	31	23	8
<b>Adult Total</b>		<b>110</b>	<b>251</b>	<b>251</b>	<b>57</b>	<b>194</b>
<b><u>Juvenile</u></b>						
Abuse or Neglect	AN	0	12	12	7	5
Capias	CA	0	1	1	0	1
Custody Relief	CR	1	3	3	1	2
Child in Need of Services	CS	0	1	1	0	1
Custody Visitation	CV	30	163	163	92	71
Felony	DF	1	8	8	1	7
Misdemeanor	DM	11	25	25	6	19
Foster Care Review	FC	1	1	1	1	-
Initial Foster Care	IF	4	4	4	3	1
Juv Support	JS	0	1	1	1	-
Motion - Prot Order	MP	5	5	5	3	2
Permanency	PH	12	14	14	14	-
Traffic	T	7	13	14	9	5
Term Parental Rights	TP	0	4	4	4	-
Truancy	TR	4	12	12	4	8
Voluntary Continuing Services Agreement	VA	1	1	1	1	-
<b>Juvenile Total</b>		<b>77</b>	<b>268</b>	<b>269</b>	<b>147</b>	<b>122</b>
<b>Carroll Totals</b>		<b>187</b>	<b>519</b>	<b>520</b>	<b>204</b>	<b>316</b>



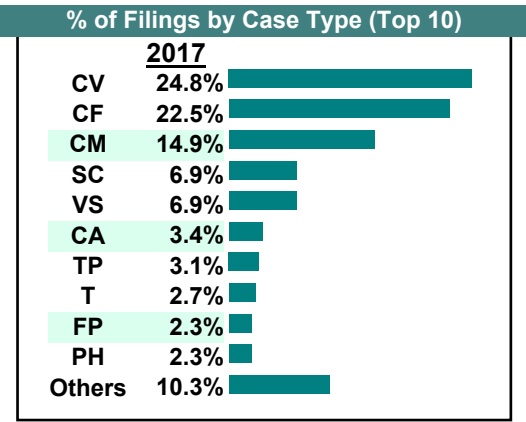
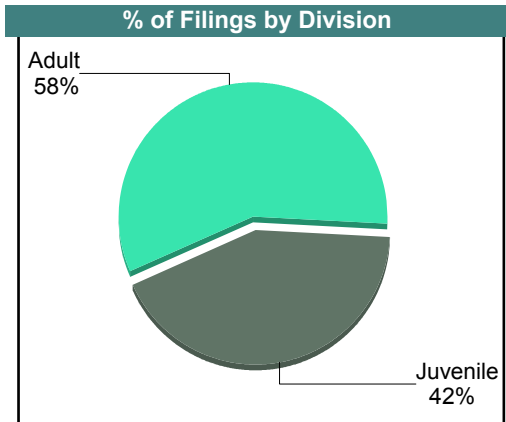
# CASELOAD STATISTICS OF THE JUVENILE & DOMESTIC RELATIONS COURTS

January 2017

**Carroll**  
District: 27

		<u>Filings</u>	<u>Hearings</u>	<u>Transactions</u>	<u>Concluded</u>	<u>Cont</u>
<b>Adult</b>						
Non-Family Abuse Prot Order	AP	1	1	1	0	1
Bond Forfeiture	BF	1	1	1	1	-
Capias	CA	9	30	30	14	16
Felony	CF	59	67	67	2	65
Misdemeanor	CM	39	76	76	14	62
Family Abuse - Prot Order	FP	6	8	8	1	7
Show Cause	SC	18	32	32	9	23
Civil Support	VS	18	32	32	21	11
<b>Adult Total</b>		<b>151</b>	<b>247</b>	<b>247</b>	<b>62</b>	<b>185</b>
<b>Juvenile</b>						
Abuse or Neglect	AN	3	14	14	0	14
Child in Need of Services	CS	2	3	3	2	1
Custody Visitation	CV	65	148	148	63	85
Felony	DF	2	8	8	5	3
Misdemeanor	DM	4	18	18	7	11
Foster Care Review	FC	1	1	1	1	-
Initial Foster Care	IF	1	1	1	1	-
Motion - Prot Order	MP	3	3	3	3	-
Permanency	PH	6	6	6	6	-
Status	ST	5	6	6	0	6
Traffic	T	7	12	14	12	2
Term Parental Rights	TP	8	8	8	5	3
Truancy	TR	3	21	21	5	16
Voluntary Continuing Services Agreement	VA	1	1	1	1	-
<b>Juvenile Total</b>		<b>111</b>	<b>250</b>	<b>252</b>	<b>111</b>	<b>141</b>
<b>Carroll Totals</b>		<b>262</b>	<b>497</b>	<b>499</b>	<b>173</b>	<b>326</b>

Calendared Filings					
	M	T	W	R	F
Week 1					
Week 2					
Week 3					
Week 4					
Week 5					

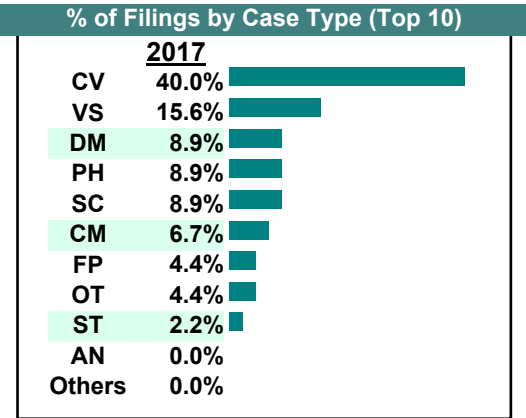
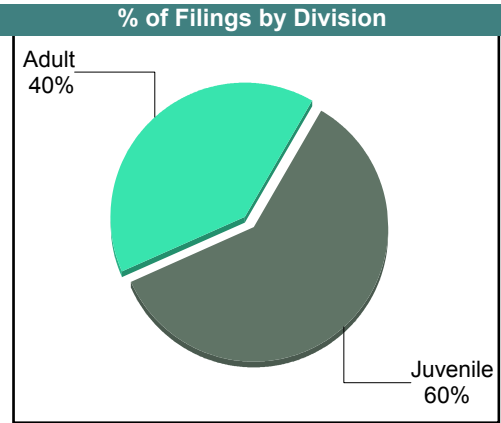
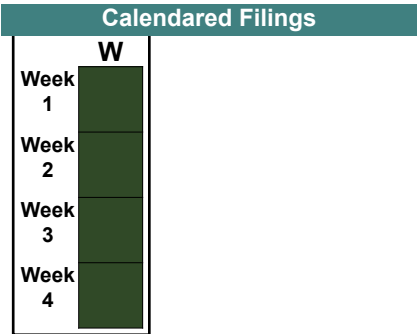


# CASELOAD STATISTICS OF THE JUVENILE & DOMESTIC RELATIONS COURTS

December 2017

**Floyd**  
District: 27

		<u>Filings</u>	<u>Hearings</u>	<u>Transactions</u>	<u>Concluded</u>	<u>Cont</u>
<b><u>Adult</u></b>						
Capias	CA	0	1	1	1	-
Felony	CF	0	2	2	2	-
Misdemeanor	CM	3	11	11	4	7
Family Abuse - Prot Order	FP	2	5	5	2	3
Other	OT	2	2	2	1	1
Show Cause	SC	4	14	14	7	7
Civil Support	VS	7	17	17	5	12
<b>Adult Total</b>		<b>18</b>	<b>52</b>	<b>52</b>	<b>22</b>	<b>30</b>
<b><u>Juvenile</u></b>						
Abuse or Neglect	AN	0	1	1	0	1
Custody Visitation	CV	18	42	42	12	30
Misdemeanor	DM	4	6	6	2	4
Permanency	PH	4	4	4	4	-
Status	ST	1	3	3	1	2
Traffic	T	0	4	4	3	1
Truancy	TR	0	1	1	1	-
<b>Juvenile Total</b>		<b>27</b>	<b>61</b>	<b>61</b>	<b>23</b>	<b>38</b>
<b>Floyd Totals</b>		<b>45</b>	<b>113</b>	<b>113</b>	<b>45</b>	<b>68</b>

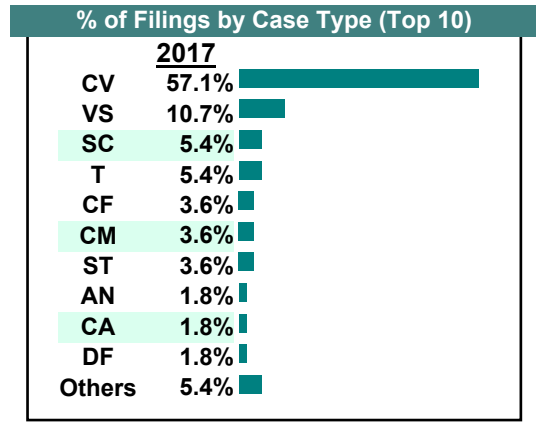
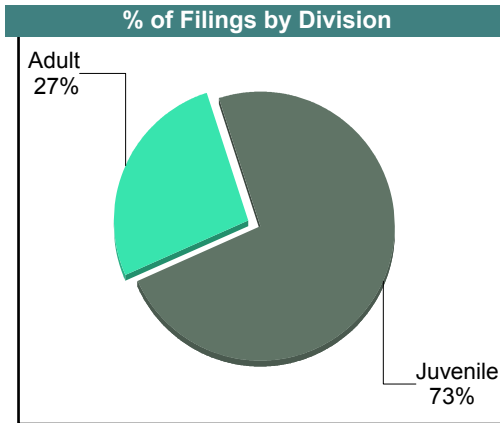



# CASELOAD STATISTICS OF THE JUVENILE & DOMESTIC RELATIONS COURTS

November 2017

**Floyd**  
District: 27

		<u>Filings</u>	<u>Hearings</u>	<u>Transactions</u>	<u>Concluded</u>	<u>Cont</u>
<b>Adult</b>						
Capias	CA	1	1	1	1	-
Felony	CF	2	5	5	0	5
Misdemeanor	CM	2	9	9	1	8
Family Abuse - Prot Order	FP	1	5	5	3	2
Show Cause	SC	3	4	4	0	4
Civil Support	VS	6	9	9	3	6
<b>Adult Total</b>		<b>15</b>	<b>33</b>	<b>33</b>	<b>8</b>	<b>25</b>
<b>Juvenile</b>						
Abuse or Neglect	AN	1	2	2	0	2
Custody Visitation	CV	32	65	65	25	40
Felony	DF	1	4	4	1	3
Misdemeanor	DM	1	10	10	4	6
Foster Care Review	FC	1	1	1	1	-
Status	ST	2	2	2	0	2
Traffic	T	3	8	8	6	2
<b>Juvenile Total</b>		<b>41</b>	<b>92</b>	<b>92</b>	<b>37</b>	<b>55</b>
<b>Floyd Totals</b>		<b>56</b>	<b>125</b>	<b>125</b>	<b>45</b>	<b>80</b>

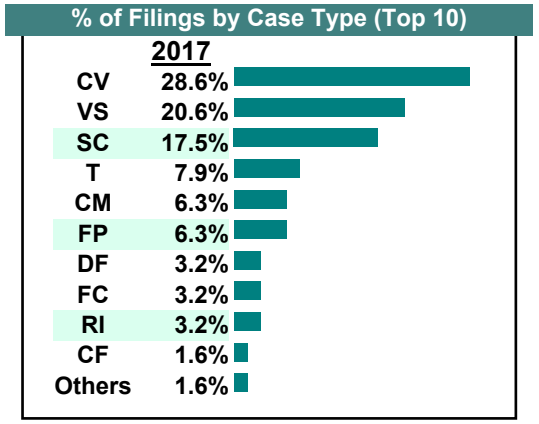
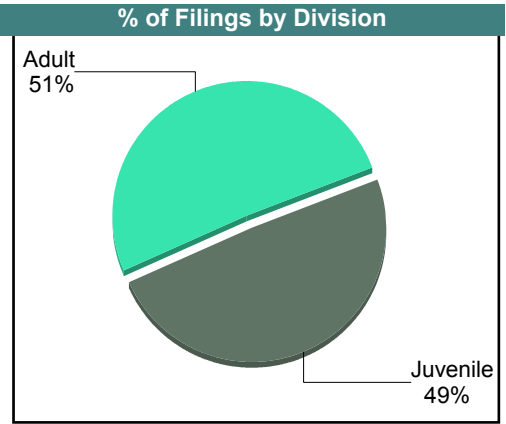



# CASELOAD STATISTICS OF THE JUVENILE & DOMESTIC RELATIONS COURTS

October 2017

**Floyd**  
District: 27

		<u>Filings</u>	<u>Hearings</u>	<u>Transactions</u>	<u>Concluded</u>	<u>Cont</u>
<b><u>Adult</u></b>						
Felony	CF	1	2	2	0	2
Misdemeanor	CM	4	9	9	0	9
Family Abuse - Prot Order	FP	4	9	9	5	4
Show Cause	SC	10	22	22	9	13
Civil Support	VS	13	21	21	14	7
<b>Adult Total</b>		<b>32</b>	<b>63</b>	<b>63</b>	<b>28</b>	<b>35</b>
<b><u>Juvenile</u></b>						
Abuse or Neglect	AN	0	4	4	1	3
Custody Visitation	CV	18	42	42	16	26
Felony	DF	2	6	6	2	4
Misdemeanor	DM	0	16	16	11	5
Foster Care Review	FC	2	2	2	2	-
Initial Foster Care	IF	1	1	1	1	-
Child at Risk	RI	2	2	2	2	-
Show Cause	SC	1	2	2	2	-
Status	ST	0	1	1	1	-
Traffic	T	5	9	11	7	4
<b>Juvenile Total</b>		<b>31</b>	<b>85</b>	<b>87</b>	<b>45</b>	<b>42</b>
<b>Floyd Totals</b>		<b>63</b>	<b>148</b>	<b>150</b>	<b>73</b>	<b>77</b>



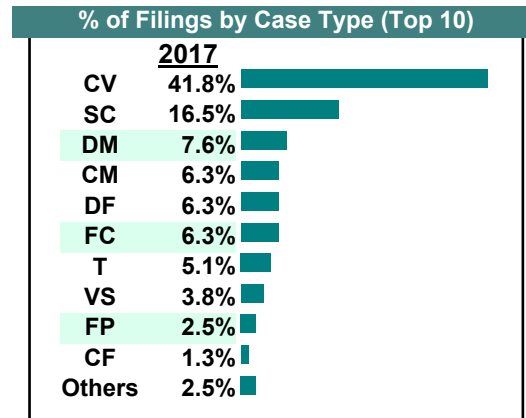
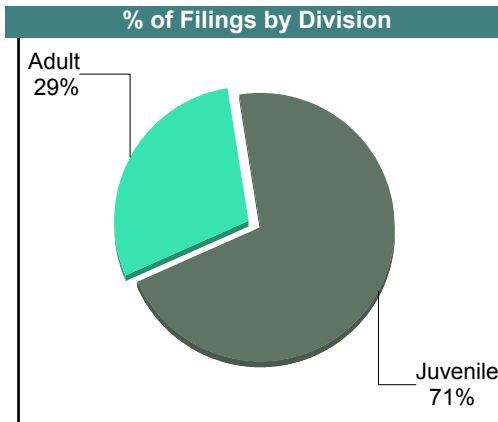
# CASELOAD STATISTICS OF THE JUVENILE & DOMESTIC RELATIONS COURTS

September 2017

**Floyd**  
District: 27

		<u>Filings</u>	<u>Hearings</u>	<u>Transactions</u>	<u>Concluded</u>	<u>Cont</u>
<b><u>Adult</u></b>						
Capias	CA	0	2	2	1	1
Felony	CF	1	4	4	2	2
Misdemeanor	CM	5	11	11	3	8
Family Abuse - Prot Order	FP	2	6	6	2	4
Show Cause	SC	12	21	21	10	11
Civil Support	VS	3	7	7	3	4
<b>Adult Total</b>		<b>23</b>	<b>51</b>	<b>51</b>	<b>21</b>	<b>30</b>
<b><u>Juvenile</u></b>						
Abuse or Neglect	AN	0	4	4	1	3
Child in Need of Services	CS	0	1	1	1	-
Custody Visitation	CV	33	69	69	28	41
Felony	DF	5	7	7	7	-
Misdemeanor	DM	6	10	10	6	4
Foster Care Review	FC	5	5	5	5	-
Initial Foster Care	IF	1	1	1	1	-
Show Cause	SC	1	3	3	2	1
Status	ST	1	1	1	0	1
Traffic	T	4	5	6	2	4
Truancy	TR	0	2	2	1	1
<b>Juvenile Total</b>		<b>56</b>	<b>108</b>	<b>109</b>	<b>54</b>	<b>55</b>
<b>Floyd Totals</b>		<b>79</b>	<b>159</b>	<b>160</b>	<b>75</b>	<b>85</b>

Calendared Filings	
	W R
Week 1	
Week 2	
Week 3	
Week 4	

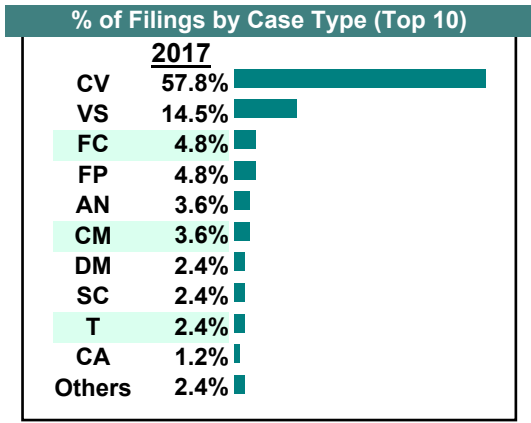
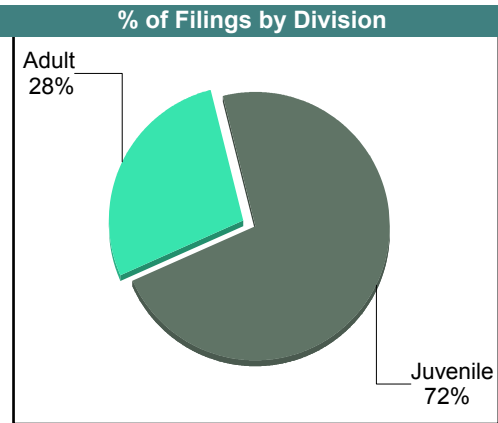
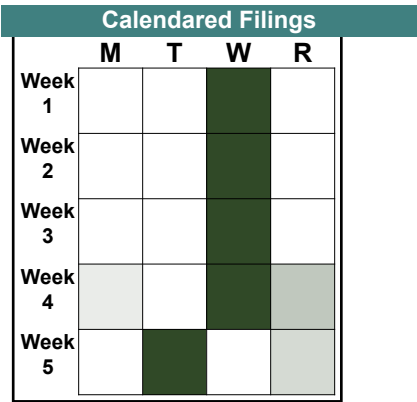


# CASELOAD STATISTICS OF THE JUVENILE & DOMESTIC RELATIONS COURTS

August 2017

**Floyd**  
District: 27

		<u>Filings</u>	<u>Hearings</u>	<u>Transactions</u>	<u>Concluded</u>	<u>Cont</u>
<b>Adult</b>						
Capias	CA	1	2	2	0	2
Misdemeanor	CM	3	9	9	2	7
Family Abuse - Prot Order	FP	4	6	6	1	5
Motion - Prot Order	MP	1	1	1	1	-
Other	OT	0	2	2	1	1
Show Cause	SC	2	5	5	2	3
Civil Support	VS	12	22	22	10	12
<b>Adult Total</b>		<b>23</b>	<b>47</b>	<b>47</b>	<b>17</b>	<b>30</b>
<b>Juvenile</b>						
Abuse or Neglect	AN	3	6	6	0	6
Custody Visitation	CV	48	78	78	28	50
Felony	DF	1	6	6	2	4
Misdemeanor	DM	2	6	6	2	4
Foster Care Review	FC	4	4	4	4	-
Traffic	T	2	9	10	5	5
<b>Juvenile Total</b>		<b>60</b>	<b>109</b>	<b>110</b>	<b>41</b>	<b>69</b>
<b>Floyd Totals</b>		<b>83</b>	<b>156</b>	<b>157</b>	<b>58</b>	<b>99</b>





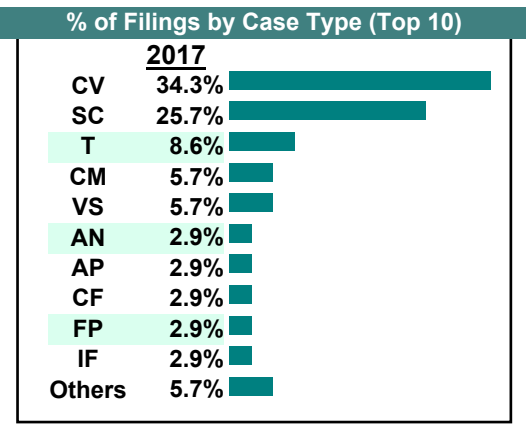
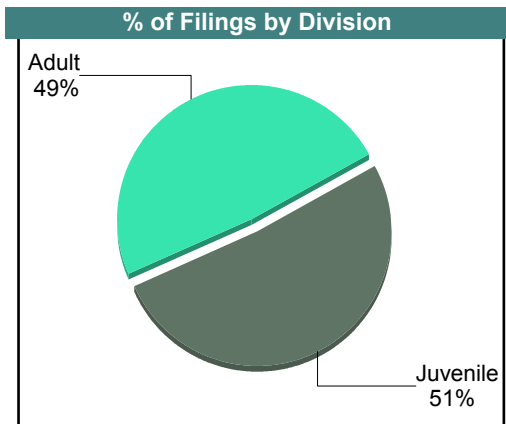
# CASELOAD STATISTICS OF THE JUVENILE & DOMESTIC RELATIONS COURTS

July 2017

**Floyd**  
District: 27

		<u>Filings</u>	<u>Hearings</u>	<u>Transactions</u>	<u>Concluded</u>	<u>Cont</u>
<b>Adult</b>						
Non-Family Abuse Prot Order	AP	1	2	2	1	1
Capias	CA	0	2	2	1	1
Felony	CF	1	2	2	0	2
Misdemeanor	CM	2	6	6	1	5
Family Abuse - Prot Order	FP	1	3	3	1	2
Motion - Prot Order	MP	1	1	1	1	-
Other	OT	1	1	1	0	1
Show Cause	SC	8	8	8	1	7
Civil Support	VS	2	4	4	4	-
<b>Adult Total</b>		<b>17</b>	<b>29</b>	<b>29</b>	<b>10</b>	<b>19</b>
<b>Juvenile</b>						
Abuse or Neglect	AN	1	3	3	1	2
Custody Visitation	CV	12	36	36	18	18
Felony	DF	0	9	9	0	9
Misdemeanor	DM	0	1	1	0	1
Initial Foster Care	IF	1	1	1	1	-
Show Cause	SC	1	1	1	1	-
Traffic	T	3	7	7	3	4
<b>Juvenile Total</b>		<b>18</b>	<b>58</b>	<b>58</b>	<b>24</b>	<b>34</b>
<b>Floyd Totals</b>		<b>35</b>	<b>87</b>	<b>87</b>	<b>34</b>	<b>53</b>

Calendared Filings			
	W	R	F
Week 1			
Week 2			
Week 3			
Week 4			

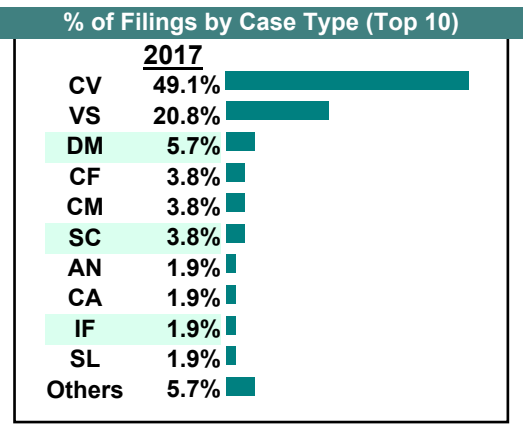
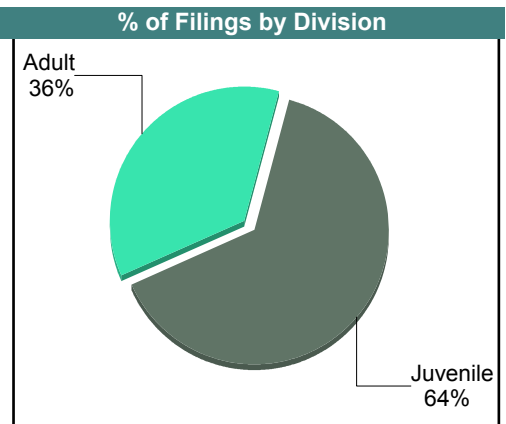
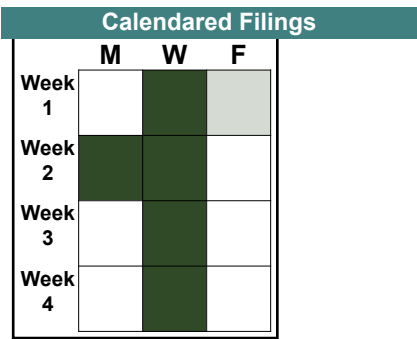


# CASELOAD STATISTICS OF THE JUVENILE & DOMESTIC RELATIONS COURTS

June 2017

**Floyd**  
District: 27

		<u>Filings</u>	<u>Hearings</u>	<u>Transactions</u>	<u>Concluded</u>	<u>Cont</u>
<b><u>Adult</u></b>						
Capias	CA	1	2	2	1	1
Felony	CF	2	3	3	3	-
Misdemeanor	CM	2	17	17	10	7
Family Abuse - Prot Order	FP	0	2	2	0	2
Show Cause	SC	2	18	18	14	4
SL/Other	SL	1	1	1	1	-
Civil Support	VS	11	19	19	11	8
<b>Adult Total</b>		<b>19</b>	<b>62</b>	<b>62</b>	<b>40</b>	<b>22</b>
<b><u>Juvenile</u></b>						
Abuse or Neglect	AN	1	10	10	4	6
Custody Visitation	CV	26	48	48	18	30
Felony	DF	0	1	1	0	1
Misdemeanor	DM	3	16	16	9	7
Initial Foster Care	IF	1	1	1	1	-
Show Cause	SC	0	2	2	0	2
Status	ST	1	3	3	2	1
Traffic	T	1	5	5	3	2
Truancy	TR	1	3	3	2	1
<b>Juvenile Total</b>		<b>34</b>	<b>89</b>	<b>89</b>	<b>39</b>	<b>50</b>
<b>Floyd Totals</b>		<b>53</b>	<b>151</b>	<b>151</b>	<b>79</b>	<b>72</b>



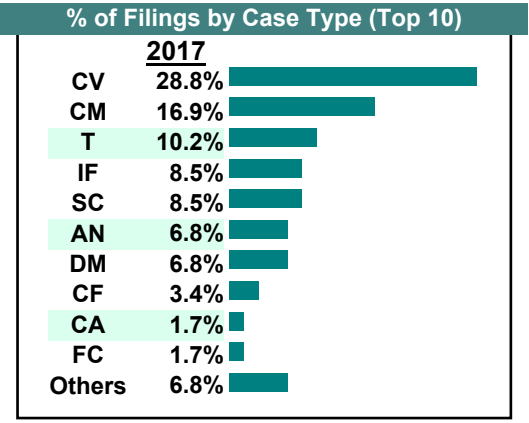
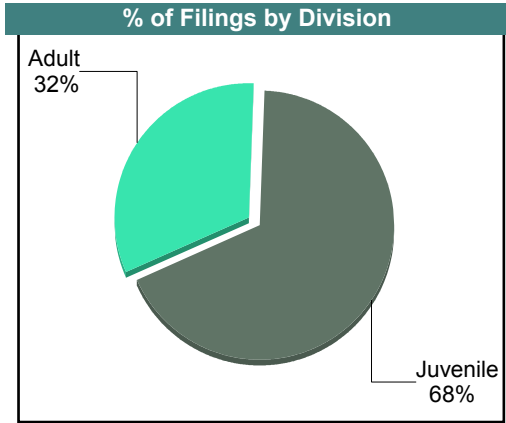
# CASELOAD STATISTICS OF THE JUVENILE & DOMESTIC RELATIONS COURTS

May 2017

**Floyd**  
District: 27

		<u>Filings</u>	<u>Hearings</u>	<u>Transactions</u>	<u>Concluded</u>	<u>Cont</u>
<b><u>Adult</u></b>						
Capias	CA	1	2	2	0	2
Felony	CF	2	3	3	1	2
Misdemeanor	CM	10	15	15	2	13
Family Abuse - Prot Order	FP	1	3	3	1	2
Other	OT	0	1	1	1	-
Show Cause	SC	4	8	8	4	4
Civil Support	VS	1	2	2	0	2
<b>Adult Total</b>		<b>19</b>	<b>34</b>	<b>34</b>	<b>9</b>	<b>25</b>
<b><u>Juvenile</u></b>						
Abuse or Neglect	AN	4	12	12	4	8
Child in Need of Services	CS	0	1	1	0	1
Custody Visitation	CV	17	43	43	27	16
Felony	DF	0	15	15	6	9
Misdemeanor	DM	4	30	30	12	18
Foster Care Review	FC	1	1	1	1	-
Initial Foster Care	IF	5	5	5	5	-
Remand Custody	RC	1	1	1	1	-
Show Cause	SC	1	1	1	0	1
Status	ST	0	1	1	1	-
Traffic	T	6	14	14	5	9
Truancy	TR	1	3	3	1	2
<b>Juvenile Total</b>		<b>40</b>	<b>127</b>	<b>127</b>	<b>63</b>	<b>64</b>
<b>Floyd Totals</b>		<b>59</b>	<b>161</b>	<b>161</b>	<b>72</b>	<b>89</b>

Calendared Filings				
	M	W	R	F
Week 1				
Week 2				
Week 3				
Week 4				
Week 5				



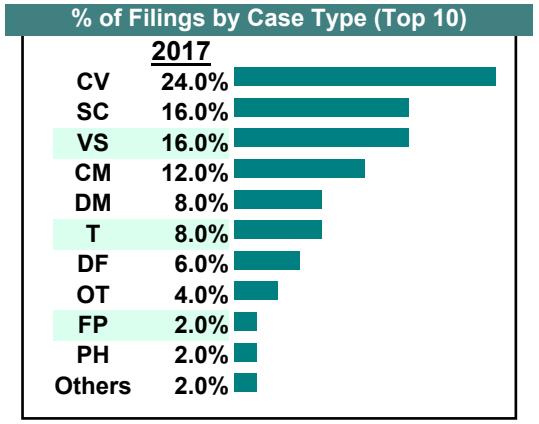
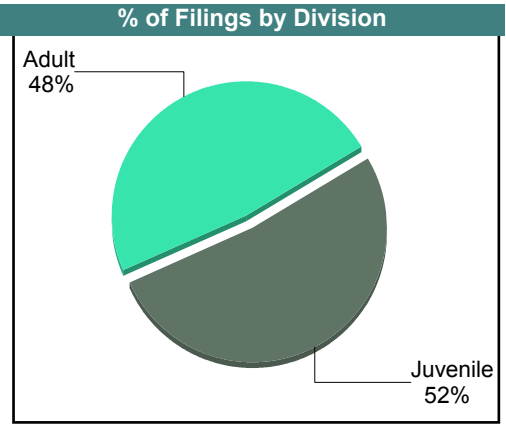
# CASELOAD STATISTICS OF THE JUVENILE & DOMESTIC RELATIONS COURTS

April 2017

**Floyd**  
District: 27

		<u>Filings</u>	<u>Hearings</u>	<u>Transactions</u>	<u>Concluded</u>	<u>Cont</u>
<b>Adult</b>						
Felony	CF	0	3	3	3	-
Misdemeanor	CM	6	26	26	10	16
Family Abuse - Prot Order	FP	1	1	1	0	1
Other	OT	2	2	2	1	1
Show Cause	SC	7	24	24	12	12
Civil Support	VS	8	16	16	11	5
<b>Adult Total</b>		<b>24</b>	<b>72</b>	<b>72</b>	<b>37</b>	<b>35</b>
<b>Juvenile</b>						
Abuse or Neglect	AN	0	12	12	4	8
Custody Visitation	CV	12	41	41	11	30
Felony	DF	3	15	15	3	12
Misdemeanor	DM	4	23	23	3	20
Initial Foster Care	IF	0	4	4	4	-
Permanency	PH	1	1	1	1	-
Show Cause	SC	1	1	1	0	1
Traffic	T	4	14	14	7	7
Truancy	TR	1	5	5	2	3
<b>Juvenile Total</b>		<b>26</b>	<b>116</b>	<b>116</b>	<b>35</b>	<b>81</b>
<b>Floyd Totals</b>		<b>50</b>	<b>188</b>	<b>188</b>	<b>72</b>	<b>116</b>

Calendared Filings		
	W	R
Week 1	█	█
Week 2	█	█
Week 3	█	█
Week 4	█	█



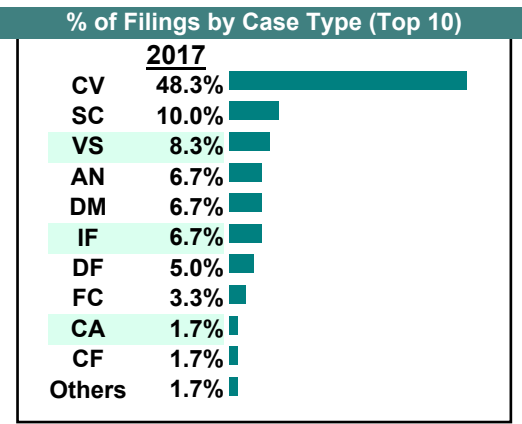
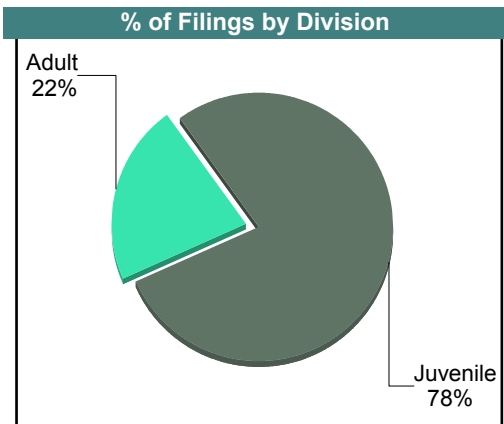
# CASELOAD STATISTICS OF THE JUVENILE & DOMESTIC RELATIONS COURTS

March 2017

**Floyd**  
District: 27

		<u>Filings</u>	<u>Hearings</u>	<u>Transactions</u>	<u>Concluded</u>	<u>Cont</u>
<b>Adult</b>						
Capias	CA	1	3	3	1	2
Felony	CF	1	2	2	1	1
Misdemeanor	CM	0	18	18	9	9
Family Abuse - Prot Order	FP	0	1	1	0	1
Show Cause	SC	6	10	10	4	6
Civil Support	VS	5	9	9	5	4
<b>Adult Total</b>		<b>13</b>	<b>43</b>	<b>43</b>	<b>20</b>	<b>23</b>
<b>Juvenile</b>						
Abuse or Neglect	AN	4	16	16	4	12
Custody Visitation	CV	29	58	58	37	21
Felony	DF	3	10	10	4	6
Misdemeanor	DM	4	20	20	8	12
Foster Care Review	FC	2	3	3	2	1
Initial Foster Care	IF	4	4	4	0	4
Status	ST	0	1	1	1	-
Traffic	T	1	3	3	0	3
Truancy	TR	0	2	2	0	2
Voluntary Continuing Services Agreement	VA	0	1	1	1	-
<b>Juvenile Total</b>		<b>47</b>	<b>118</b>	<b>118</b>	<b>57</b>	<b>61</b>
<b>Floyd Totals</b>		<b>60</b>	<b>161</b>	<b>161</b>	<b>77</b>	<b>84</b>

Calendared Filings				
	T	W	R	F
Week 1			■	■
Week 2		■		
Week 3		■		
Week 4		■		■
Week 5		■		■

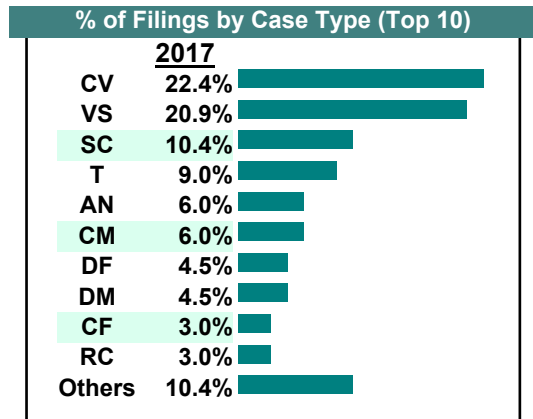
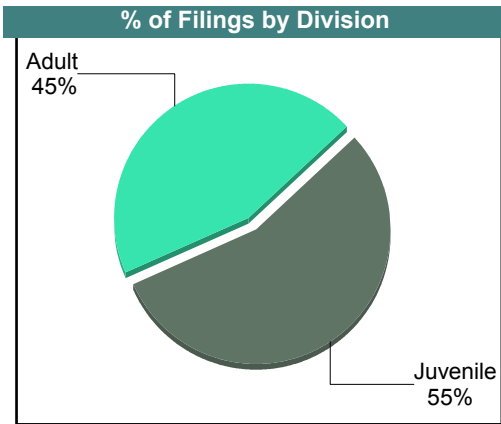
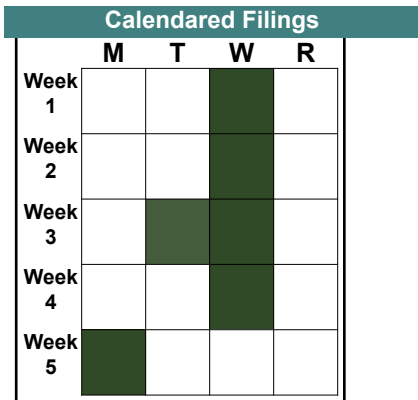


# CASELOAD STATISTICS OF THE JUVENILE & DOMESTIC RELATIONS COURTS

February 2017

**Floyd**  
District: 27

		<u>Filings</u>	<u>Hearings</u>	<u>Transactions</u>	<u>Concluded</u>	<u>Cont</u>
<b><u>Adult</u></b>						
Non-Family Abuse Prot Order	AP	1	2	2	1	1
Capias	CA	0	1	1	1	-
Felony	CF	2	4	4	1	3
Misdemeanor	CM	4	18	18	5	13
Protective Order	PC	1	1	1	1	-
Remand Support	RS	1	1	1	1	-
Show Cause	SC	7	20	20	3	17
Civil Support	VS	14	25	25	17	8
<b>Adult Total</b>		<b>30</b>	<b>72</b>	<b>72</b>	<b>30</b>	<b>42</b>
<b><u>Juvenile</u></b>						
Abuse or Neglect	AN	4	4	4	0	4
Child in Need of Services	CS	0	1	1	0	1
Custody Visitation	CV	15	54	54	25	29
Felony	DF	3	5	5	0	5
Misdemeanor	DM	3	13	13	3	10
Foster Care Review	FC	1	1	1	1	-
Permanency	PH	1	2	2	2	-
Remand Custody	RC	2	2	2	2	-
Remand Visitation	RV	1	1	1	1	-
Traffic	T	6	7	7	1	6
Term Parental Rights	TP	0	1	1	1	-
Truancy	TR	0	3	3	0	3
Voluntary Continuing Services Agreement	VA	1	1	1	0	1
<b>Juvenile Total</b>		<b>37</b>	<b>95</b>	<b>95</b>	<b>36</b>	<b>59</b>
<b>Floyd Totals</b>		<b>67</b>	<b>167</b>	<b>167</b>	<b>66</b>	<b>101</b>

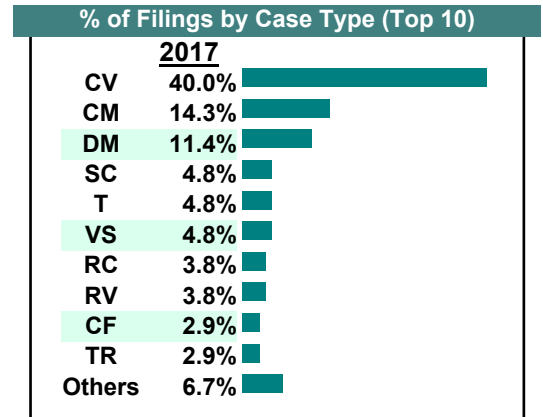
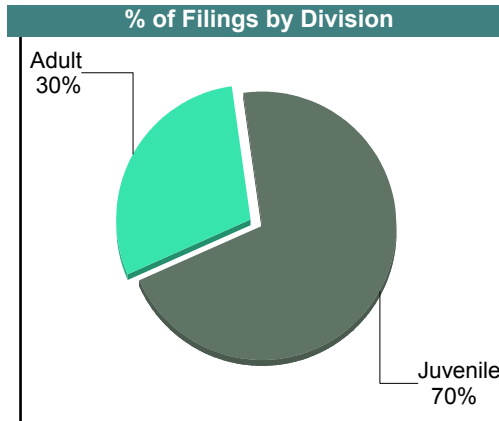
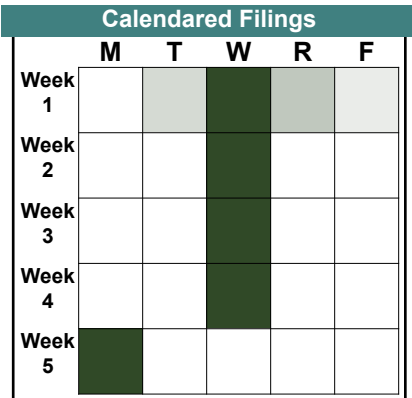


# CASELOAD STATISTICS OF THE JUVENILE & DOMESTIC RELATIONS COURTS

January 2017

**Floyd**  
District: 27

		<u>Filings</u>	<u>Hearings</u>	<u>Transactions</u>	<u>Concluded</u>	<u>Cont</u>
<b><u>Adult</u></b>						
Felony	CF	3	5	5	1	4
Misdemeanor	CM	15	23	23	3	20
Family Abuse - Prot Order	FP	1	5	5	3	2
Motion - Prot Order	MP	1	1	1	1	-
Remand Support	RS	1	1	1	1	-
Show Cause	SC	5	9	9	4	5
Civil Support	VS	5	9	9	5	4
<b>Adult Total</b>		<b>31</b>	<b>53</b>	<b>53</b>	<b>18</b>	<b>35</b>
<b><u>Juvenile</u></b>						
Child in Need of Services	CS	0	3	3	3	-
Custody Visitation	CV	42	72	72	35	37
Felony	DF	0	3	3	0	3
Misdemeanor	DM	12	19	19	2	17
Permanency	PH	1	1	1	0	1
Remand Custody	RC	4	4	4	4	-
Remand Visitation	RV	4	4	4	4	-
Status	ST	2	2	2	1	1
Traffic	T	5	13	13	6	7
Term Parental Rights	TP	1	1	1	0	1
Truancy	TR	3	3	3	0	3
<b>Juvenile Total</b>		<b>74</b>	<b>125</b>	<b>125</b>	<b>55</b>	<b>70</b>
<b>Floyd Totals</b>		<b>105</b>	<b>178</b>	<b>178</b>	<b>73</b>	<b>105</b>



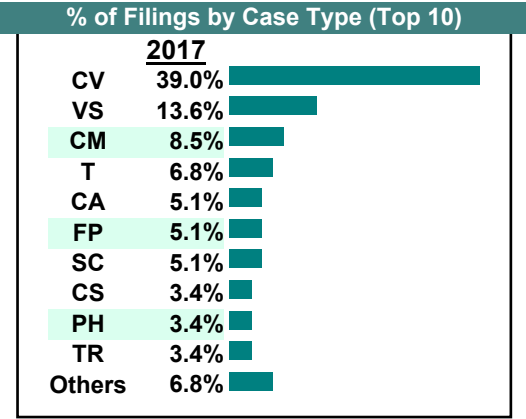
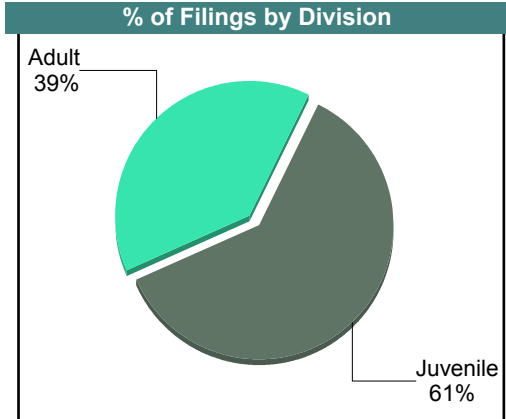
# CASELOAD STATISTICS OF THE JUVENILE & DOMESTIC RELATIONS COURTS

December 2017

**Galax**  
District: 27

		<u>Filings</u>	<u>Hearings</u>	<u>Transactions</u>	<u>Concluded</u>	<u>Cont</u>
<b><u>Adult</u></b>						
Capias	CA	3	3	3	1	2
Felony	CF	1	3	3	1	2
Misdemeanor	CM	5	13	13	5	8
Family Abuse - Prot Order	FP	3	9	9	3	6
Show Cause	SC	3	14	14	4	10
Civil Support	VS	8	12	12	3	9
<b>Adult Total</b>		<b>23</b>	<b>54</b>	<b>54</b>	<b>17</b>	<b>37</b>
<b><u>Juvenile</u></b>						
Abuse or Neglect	AN	1	2	2	0	2
Child in Need of Services	CS	2	3	3	0	3
Custody Visitation	CV	23	85	85	13	72
Felony	DF	0	4	4	4	-
Misdemeanor	DM	0	5	5	2	3
Foster Care Review	FC	1	1	1	1	-
Permanency	PH	2	2	2	2	-
Status	ST	1	4	4	1	3
Traffic	T	4	9	10	3	7
Truancy	TR	2	3	3	0	3
<b>Juvenile Total</b>		<b>36</b>	<b>118</b>	<b>119</b>	<b>26</b>	<b>93</b>
<b>Galax Totals</b>		<b>59</b>	<b>172</b>	<b>173</b>	<b>43</b>	<b>130</b>

Calendared Filings					
	M	T	W	R	F
Week 1					
Week 2					
Week 3					
Week 4					
Week 5					





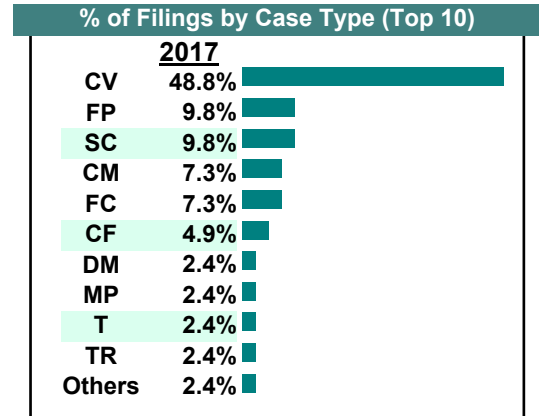
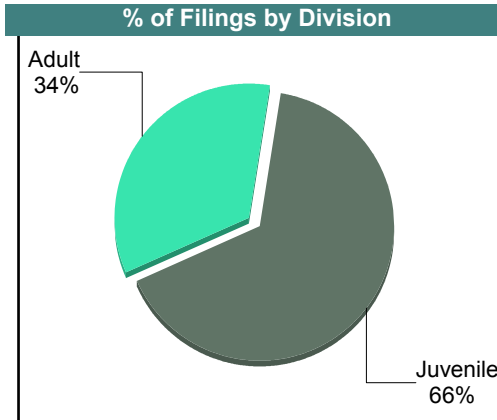
**CASELOAD STATISTICS OF THE JUVENILE & DOMESTIC RELATIONS COURTS**

November 2017

**Galax**  
District: 27

		<u>Filings</u>	<u>Hearings</u>	<u>Transactions</u>	<u>Concluded</u>	<u>Cont</u>
<b>Adult</b>						
Felony	CF	2	4	4	1	3
Misdemeanor	CM	3	13	13	8	5
Family Abuse - Prot Order	FP	4	9	9	4	5
Motion - Prot Order	MP	1	1	1	1	-
Show Cause	SC	4	6	6	1	5
Civil Support	VS	0	1	1	1	-
<b>Adult Total</b>		<b>14</b>	<b>34</b>	<b>34</b>	<b>16</b>	<b>18</b>
<b>Juvenile</b>						
Custody Visitation	CV	20	81	81	14	67
Misdemeanor	DM	1	8	8	2	6
Foster Care Review	FC	3	3	3	3	-
Petition	PT	0	1	1	0	1
Show Cause	SC	0	1	1	1	-
Traffic	T	1	3	3	2	1
Truancy	TR	1	1	1	0	1
Voluntary Continuing Services Agreement	VA	1	1	1	1	-
<b>Juvenile Total</b>		<b>27</b>	<b>99</b>	<b>99</b>	<b>23</b>	<b>76</b>
<b>Galax Totals</b>		<b>41</b>	<b>133</b>	<b>133</b>	<b>39</b>	<b>94</b>

Calendared Filings					
	M	T	W	R	F
Week 1					
Week 2					
Week 3					
Week 4					



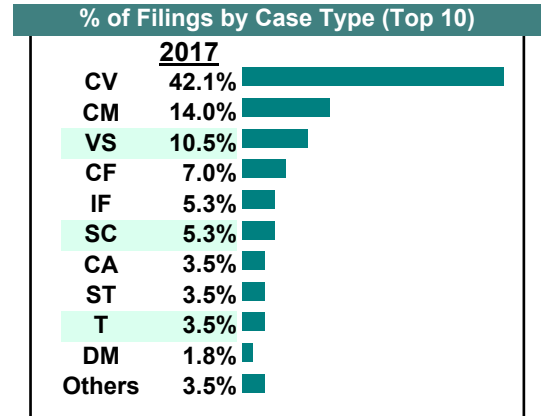
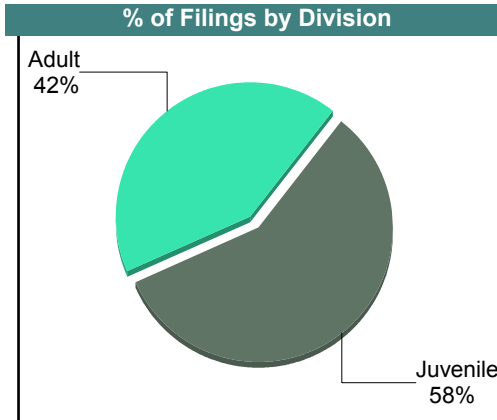
# CASELOAD STATISTICS OF THE JUVENILE & DOMESTIC RELATIONS COURTS

October 2017

**Galax**  
District: 27

		<u>Filings</u>	<u>Hearings</u>	<u>Transactions</u>	<u>Concluded</u>	<u>Cont</u>
<b><u>Adult</u></b>						
Capias	CA	2	3	3	1	2
Felony	CF	4	14	14	5	9
Misdemeanor	CM	8	18	18	3	15
Family Abuse - Prot Order	FP	1	1	1	0	1
Show Cause	SC	3	16	16	9	7
Civil Support	VS	6	10	10	5	5
<b>Adult Total</b>		<b>24</b>	<b>62</b>	<b>62</b>	<b>23</b>	<b>39</b>
<b><u>Juvenile</u></b>						
Abuse or Neglect	AN	0	3	3	3	-
Custody Visitation	CV	24	44	44	16	28
Misdemeanor	DM	1	4	4	1	3
Foster Care Review	FC	1	1	1	0	-
Initial Foster Care	IF	3	3	3	3	-
Status	ST	2	2	2	0	2
Traffic	T	2	4	4	2	2
Truancy	TR	0	2	2	0	2
<b>Juvenile Total</b>		<b>33</b>	<b>63</b>	<b>63</b>	<b>25</b>	<b>37</b>
<b>Galax Totals</b>		<b>57</b>	<b>125</b>	<b>125</b>	<b>48</b>	<b>76</b>

<b>Calendared Filings</b>			
	<b>M</b>	<b>R</b>	<b>F</b>
Week 1			
Week 2			
Week 3			
Week 4			
Week 5			



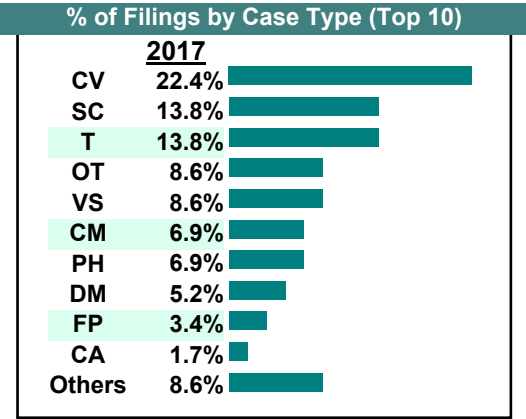
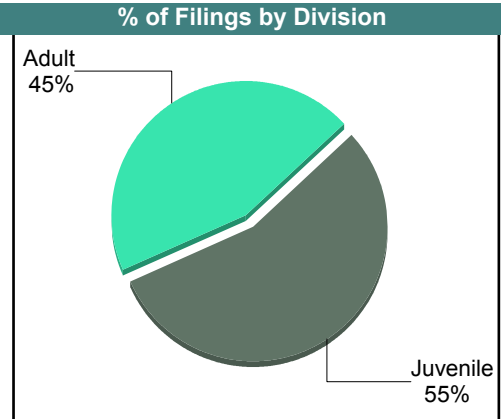
# CASELOAD STATISTICS OF THE JUVENILE & DOMESTIC RELATIONS COURTS

September 2017

**Galax**  
District: 27

		<u>Filings</u>	<u>Hearings</u>	<u>Transactions</u>	<u>Concluded</u>	<u>Cont</u>
<b><u>Adult</u></b>						
Capias	CA	1	6	6	6	-
Felony	CF	1	9	9	5	4
Misdemeanor	CM	4	34	34	18	16
Family Abuse - Prot Order	FP	2	4	4	3	1
Motion - Prot Order	MP	1	1	1	1	-
Other	OT	5	10	10	10	-
Show Cause	SC	7	16	16	5	11
Civil Support	VS	5	6	6	2	4
<b>Adult Total</b>		<b>26</b>	<b>86</b>	<b>86</b>	<b>50</b>	<b>36</b>
<b><u>Juvenile</u></b>						
Abuse or Neglect	AN	0	3	3	0	3
Child in Need of Services	CS	0	1	1	1	-
Custody Visitation	CV	13	34	34	3	31
Misdemeanor	DM	3	21	21	11	9
Foster Care Review	FC	1	1	1	1	-
Initial Foster Care	IF	1	1	1	1	-
Permanency	PH	4	4	4	4	-
Petition	PT	1	1	1	0	1
Show Cause	SC	1	1	1	0	1
Status	ST	0	2	2	2	-
Traffic	T	8	10	10	3	7
Truancy	TR	0	3	3	2	1
<b>Juvenile Total</b>		<b>32</b>	<b>82</b>	<b>82</b>	<b>28</b>	<b>53</b>
<b>Galax Totals</b>		<b>58</b>	<b>168</b>	<b>168</b>	<b>78</b>	<b>89</b>

Calendared Filings			
	M	R	F
Week 1			
Week 2			
Week 3			
Week 4			
Week 5			

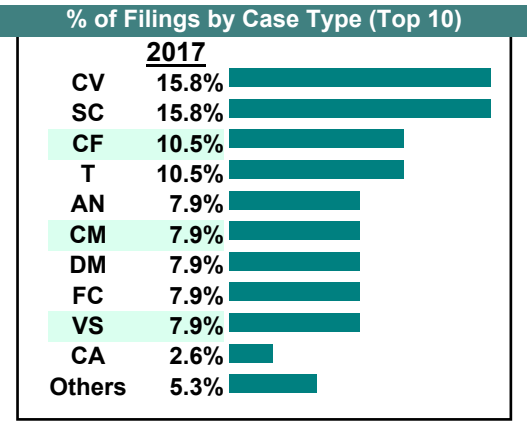
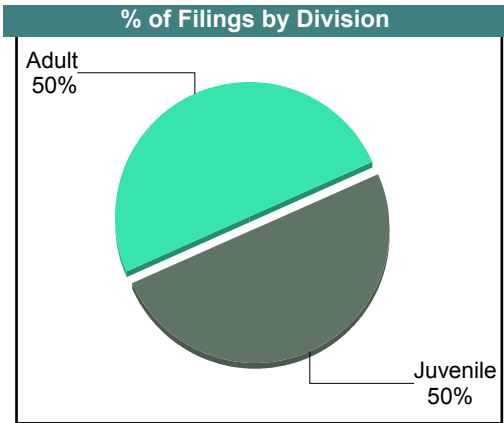
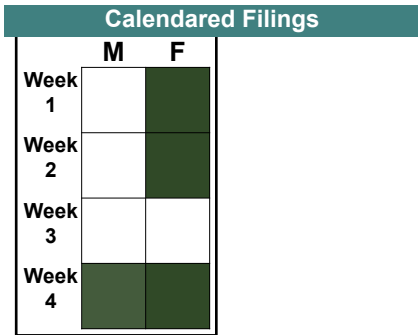


**CASELOAD STATISTICS OF THE JUVENILE & DOMESTIC RELATIONS COURTS**

**August 2017**

**Galax**  
District: 27

		<u>Filings</u>	<u>Hearings</u>	<u>Transactions</u>	<u>Concluded</u>	<u>Cont</u>
<b><u>Adult</u></b>						
Capias	CA	1	5	5	3	2
Felony	CF	4	6	6	4	2
Misdemeanor	CM	3	16	16	8	8
Family Abuse - Prot Order	FP	1	3	3	1	2
Motion - Prot Order	MP	1	1	1	1	-
Other	OT	0	1	1	1	-
Show Cause	SC	6	16	16	8	8
Civil Support	VS	3	5	5	3	1
<b>Adult Total</b>		<b>19</b>	<b>53</b>	<b>53</b>	<b>29</b>	<b>23</b>
<b><u>Juvenile</u></b>						
Abuse or Neglect	AN	3	6	6	0	6
Child in Need of Services	CS	0	1	1	1	-
Custody Visitation	CV	6	67	67	21	45
Felony	DF	0	1	1	1	-
Misdemeanor	DM	3	19	19	15	4
Foster Care Review	FC	3	3	3	3	-
Permanency	PH	0	2	2	2	-
Petition	PT	0	2	2	0	-
Show Cause	SC	0	1	1	1	-
Traffic	T	4	6	6	3	3
<b>Juvenile Total</b>		<b>19</b>	<b>108</b>	<b>108</b>	<b>47</b>	<b>58</b>
<b>Galax Totals</b>		<b>38</b>	<b>161</b>	<b>161</b>	<b>76</b>	<b>81</b>



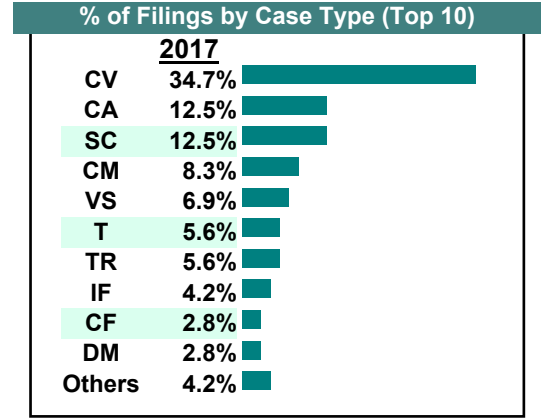
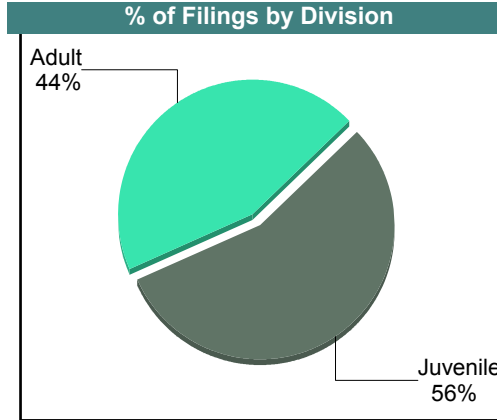
# CASELOAD STATISTICS OF THE JUVENILE & DOMESTIC RELATIONS COURTS

July 2017

**Galax**  
District: 27

		<u>Filings</u>	<u>Hearings</u>	<u>Transactions</u>	<u>Concluded</u>	<u>Cont</u>
<b><u>Adult</u></b>						
Capias	CA	8	9	9	2	7
Felony	CF	2	13	13	4	9
Misdemeanor	CM	6	29	29	11	18
Family Abuse - Prot Order	FP	2	6	6	2	4
Show Cause	SC	9	14	14	2	12
Civil Support	VS	5	6	6	5	1
<b>Adult Total</b>		<b>32</b>	<b>77</b>	<b>77</b>	<b>26</b>	<b>51</b>
<b><u>Juvenile</u></b>						
Abuse or Neglect	AN	0	3	3	3	-
Capias	CA	1	1	1	1	-
Child in Need of Services	CS	1	2	2	1	1
Custody Visitation	CV	25	37	37	21	15
Felony	DF	0	5	5	4	1
Misdemeanor	DM	2	15	15	5	10
Initial Foster Care	IF	3	3	3	3	-
Traffic	T	4	6	6	1	5
Truancy	TR	4	9	9	3	5
<b>Juvenile Total</b>		<b>40</b>	<b>81</b>	<b>81</b>	<b>42</b>	<b>37</b>
<b>Galax Totals</b>		<b>72</b>	<b>158</b>	<b>158</b>	<b>68</b>	<b>88</b>

<b>Calendared Filings</b>				
	<b>M</b>	<b>W</b>	<b>R</b>	<b>F</b>
Week 1				
Week 2				
Week 3				
Week 4				
Week 5				

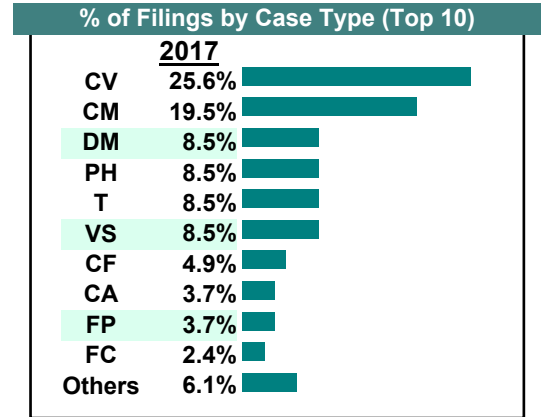
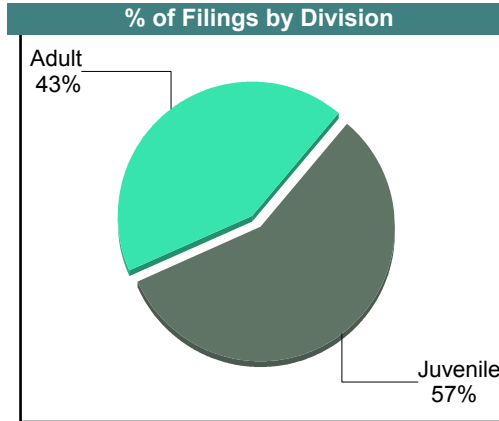
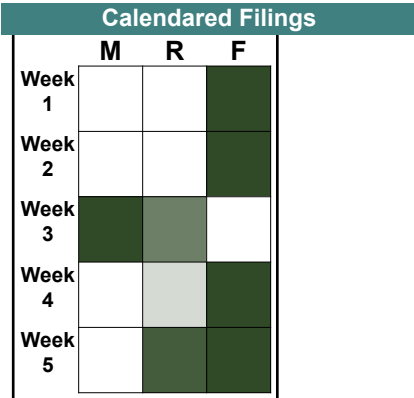


# CASELOAD STATISTICS OF THE JUVENILE & DOMESTIC RELATIONS COURTS

June 2017

**Galax**  
District: 27

		<u>Filings</u>	<u>Hearings</u>	<u>Transactions</u>	<u>Concluded</u>	<u>Cont</u>
<b>Adult</b>						
Capias	CA	3	3	3	2	1
Felony	CF	4	9	9	3	6
Misdemeanor	CM	16	24	24	4	20
Family Abuse - Prot Order	FP	3	9	9	4	5
Other	OT	0	7	7	2	5
Show Cause	SC	2	13	13	9	4
Civil Support	VS	7	9	9	8	1
<b>Adult Total</b>		<b>35</b>	<b>74</b>	<b>74</b>	<b>32</b>	<b>42</b>
<b>Juvenile</b>						
Abuse or Neglect	AN	0	5	5	2	3
Child in Need of Services	CS	0	2	2	0	2
Custody Visitation	CV	21	52	52	13	39
Felony	DF	0	6	6	0	6
Misdemeanor	DM	7	20	20	3	17
Foster Care Review	FC	2	2	2	2	-
Initial Foster Care	IF	2	2	2	2	-
Permanency	PH	7	8	8	5	3
Petition	PT	0	2	2	0	2
Status	ST	0	1	1	1	-
Traffic	T	7	6	9	5	4
Truancy	TR	1	5	5	0	5
<b>Juvenile Total</b>		<b>47</b>	<b>111</b>	<b>114</b>	<b>33</b>	<b>81</b>
<b>Galax Totals</b>		<b>82</b>	<b>185</b>	<b>188</b>	<b>65</b>	<b>123</b>


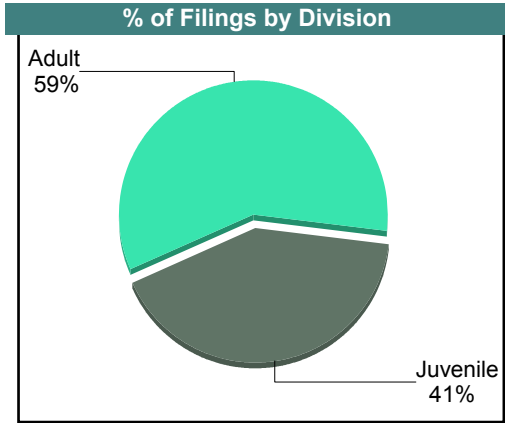
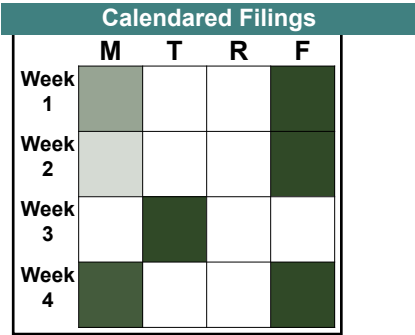


# CASELOAD STATISTICS OF THE JUVENILE & DOMESTIC RELATIONS COURTS

May 2017

**Galax**  
District: 27

		<u>Filings</u>	<u>Hearings</u>	<u>Transactions</u>	<u>Concluded</u>	<u>Cont</u>
<b>Adult</b>						
Capias	CA	3	7	7	5	2
Felony	CF	6	15	26	18	8
Misdemeanor	CM	15	39	39	16	23
Family Abuse - Prot Order	FP	2	5	5	2	3
Motion - Prot Order	MP	1	1	1	1	-
Other	OT	8	8	8	0	8
Violation of PO	PV	1	1	1	1	-
Show Cause	SC	0	6	6	4	2
Civil Support	VS	1	5	5	3	2
<b>Adult Total</b>		<b>37</b>	<b>87</b>	<b>98</b>	<b>50</b>	<b>48</b>
<b>Juvenile</b>						
Abuse or Neglect	AN	3	7	7	0	7
Child in Need of Services	CS	0	3	3	1	2
Custody Visitation	CV	3	18	18	13	5
Felony	DF	0	14	14	4	10
Misdemeanor	DM	11	27	27	9	18
Petition	PT	2	3	3	1	2
Status	ST	1	2	2	2	-
Traffic	T	5	8	8	6	2
Term Parental Rights	TP	0	4	4	4	-
Truancy	TR	1	3	3	0	3
<b>Juvenile Total</b>		<b>26</b>	<b>89</b>	<b>89</b>	<b>40</b>	<b>49</b>
<b>Galax Totals</b>		<b>63</b>	<b>176</b>	<b>187</b>	<b>90</b>	<b>97</b>

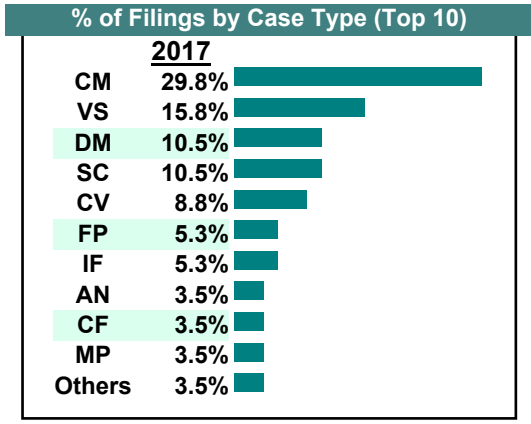
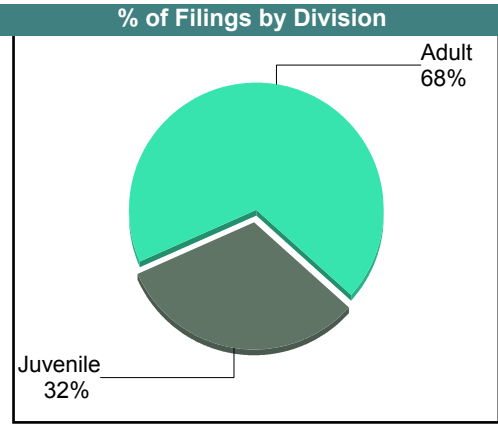
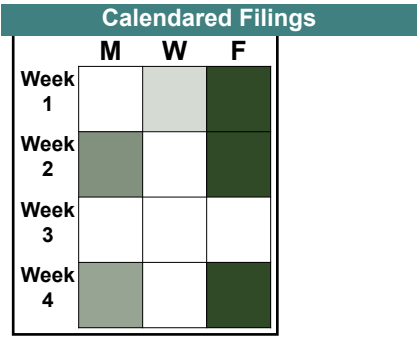


**CASELOAD STATISTICS OF THE JUVENILE & DOMESTIC RELATIONS COURTS**

April 2017

**Galax**  
District: 27

		<u>Filings</u>	<u>Hearings</u>	<u>Transactions</u>	<u>Concluded</u>	<u>Cont</u>
<b><u>Adult</u></b>						
Capias	CA	0	1	1	1	-
Felony	CF	2	7	7	0	7
Misdemeanor	CM	17	19	19	3	16
Family Abuse - Prot Order	FP	3	8	8	2	6
Motion - Prot Order	MP	2	2	2	2	-
Show Cause	SC	6	20	20	9	11
Civil Support	VS	9	16	16	11	5
<b>Adult Total</b>		<b>39</b>	<b>73</b>	<b>73</b>	<b>28</b>	<b>45</b>
<b><u>Juvenile</u></b>						
Abuse or Neglect	AN	2	8	8	3	5
Child in Need of Services	CS	0	1	1	0	1
Custody Visitation	CV	5	34	34	9	25
Felony	DF	0	6	6	0	6
Misdemeanor	DM	6	11	11	1	10
Initial Foster Care	IF	3	3	3	3	-
Traffic	T	2	4	4	2	2
Truancy	TR	0	1	1	0	1
<b>Juvenile Total</b>		<b>18</b>	<b>68</b>	<b>68</b>	<b>18</b>	<b>50</b>
<b>Galax Totals</b>		<b>57</b>	<b>141</b>	<b>141</b>	<b>46</b>	<b>95</b>



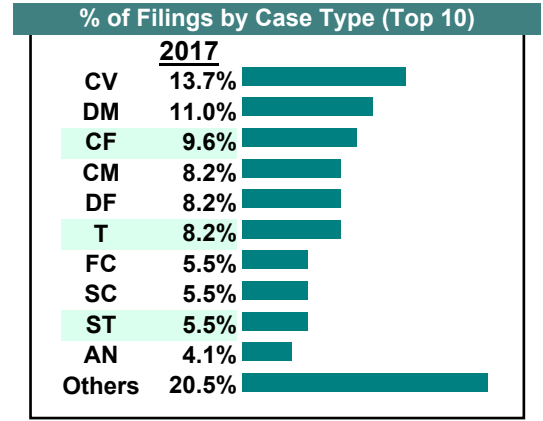
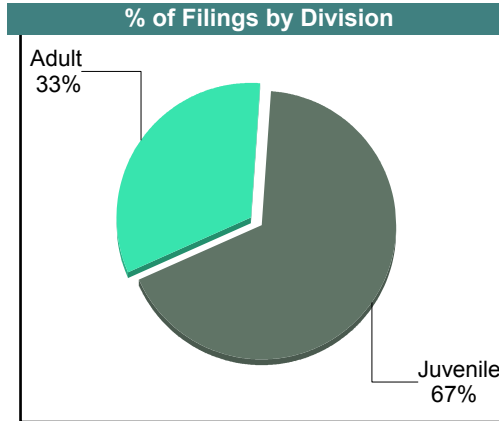



# CASELOAD STATISTICS OF THE JUVENILE & DOMESTIC RELATIONS COURTS

March 2017

**Galax**  
District: 27

		<u>Filings</u>	<u>Hearings</u>	<u>Transactions</u>	<u>Concluded</u>	<u>Cont</u>
<b><u>Adult</u></b>						
Capias	CA	0	3	3	3	-
Felony	CF	7	14	14	4	10
Misdemeanor	CM	6	26	26	13	13
Family Abuse - Prot Order	FP	3	5	5	1	4
Violation of PO	PV	2	2	2	2	-
Show Cause	SC	4	10	10	3	7
Civil Support	VS	2	6	6	3	3
<b>Adult Total</b>		<b>24</b>	<b>66</b>	<b>66</b>	<b>29</b>	<b>37</b>
<b><u>Juvenile</u></b>						
Abuse or Neglect	AN	3	11	11	2	9
Child in Need of Services	CS	1	1	1	0	1
Custody Visitation	CV	10	25	25	14	11
Felony	DF	6	6	6	0	6
Misdemeanor	DM	8	24	24	5	19
Foster Care Review	FC	4	4	4	4	-
Initial Foster Care	IF	2	2	2	2	-
Permanency	PH	3	3	3	3	-
Petition	PT	0	1	1	1	-
Status	ST	4	9	9	4	5
Traffic	T	6	7	8	4	4
Truancy	TR	2	3	3	0	3
<b>Juvenile Total</b>		<b>49</b>	<b>96</b>	<b>97</b>	<b>39</b>	<b>58</b>
<b>Galax Totals</b>		<b>73</b>	<b>162</b>	<b>163</b>	<b>68</b>	<b>95</b>

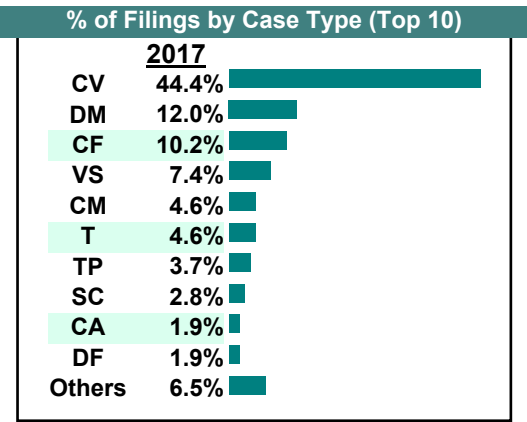
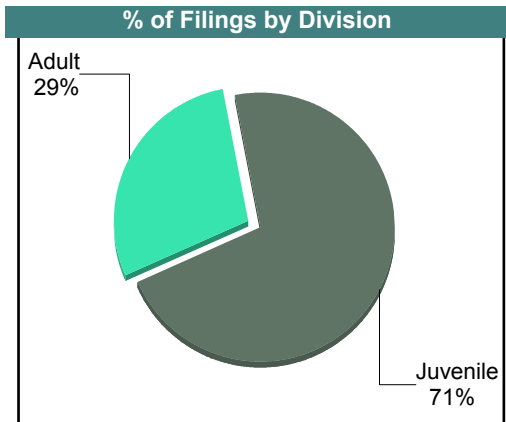
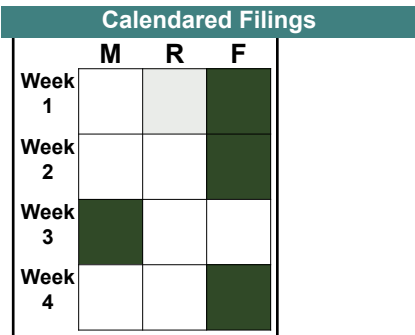


**CASELOAD STATISTICS OF THE JUVENILE & DOMESTIC RELATIONS COURTS**

February 2017

**Galax**  
District: 27

		<u>Filings</u>	<u>Hearings</u>	<u>Transactions</u>	<u>Concluded</u>	<u>Cont</u>
<b><u>Adult</u></b>						
Capias	CA	2	5	5	1	4
Felony	CF	11	16	16	1	15
Misdemeanor	CM	5	16	16	8	8
Family Abuse - Prot Order	FP	1	2	2	0	2
Motion - Prot Order	MP	1	1	1	1	-
Show Cause	SC	3	15	15	2	13
Civil Support	VS	8	11	11	3	8
<b>Adult Total</b>		<b>31</b>	<b>66</b>	<b>66</b>	<b>16</b>	<b>50</b>
<b><u>Juvenile</u></b>						
Abuse or Neglect	AN	0	2	2	0	2
Custody Visitation	CV	48	70	70	9	61
Felony	DF	2	2	2	0	2
Misdemeanor	DM	13	16	16	2	14
Permanency	PH	2	2	2	2	-
Petition	PT	1	3	3	1	2
Show Cause	SC	0	1	1	0	1
Status	ST	2	2	2	1	1
Traffic	T	5	6	8	7	1
Term Parental Rights	TP	4	4	4	0	4
<b>Juvenile Total</b>		<b>77</b>	<b>108</b>	<b>110</b>	<b>22</b>	<b>88</b>
<b>Galax Totals</b>		<b>108</b>	<b>174</b>	<b>176</b>	<b>38</b>	<b>138</b>


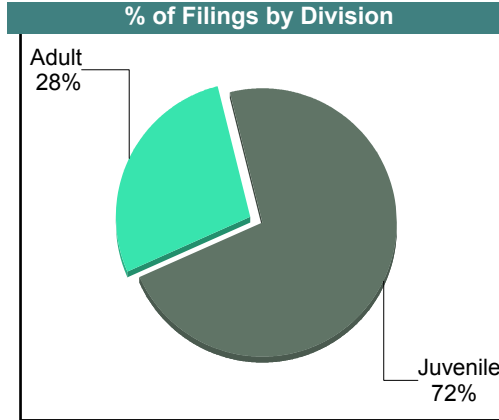



# CASELOAD STATISTICS OF THE JUVENILE & DOMESTIC RELATIONS COURTS

January 2017

**Galax**  
District: 27

		<u>Filings</u>	<u>Hearings</u>	<u>Transactions</u>	<u>Concluded</u>	<u>Cont</u>
<b><u>Adult</u></b>						
Capias	CA	3	7	7	2	5
Felony	CF	2	10	10	3	7
Misdemeanor	CM	9	32	32	8	24
Family Abuse - Prot Order	FP	1	4	4	4	-
Show Cause	SC	5	12	12	2	10
Civil Support	VS	6	9	9	5	4
<b>Adult Total</b>		<b>26</b>	<b>74</b>	<b>74</b>	<b>24</b>	<b>50</b>
<b><u>Juvenile</u></b>						
Abuse or Neglect	AN	2	2	2	0	2
Child in Need of Services	CS	0	1	1	0	1
Custody Visitation	CV	44	77	77	27	50
Misdemeanor	DM	10	20	20	9	11
Foster Care Review	FC	3	3	3	3	-
Show Cause	SC	1	1	1	0	1
Status	ST	0	6	6	4	2
Traffic	T	8	10	10	8	2
Truancy	TR	0	1	1	0	1
<b>Juvenile Total</b>		<b>68</b>	<b>121</b>	<b>121</b>	<b>51</b>	<b>70</b>
<b>Galax Totals</b>		<b>94</b>	<b>195</b>	<b>195</b>	<b>75</b>	<b>120</b>

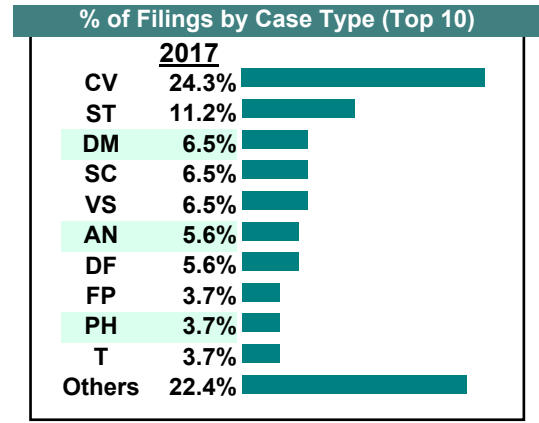
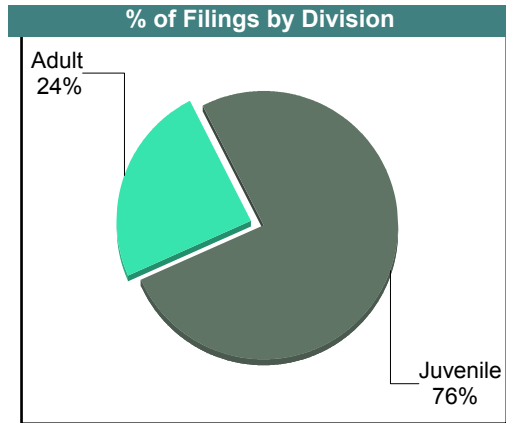
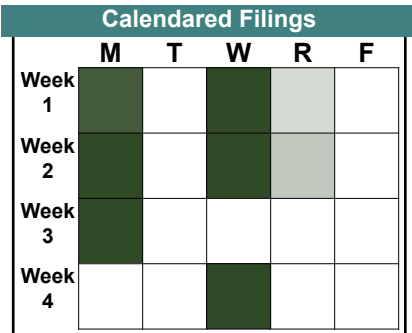


# CASELOAD STATISTICS OF THE JUVENILE & DOMESTIC RELATIONS COURTS

December 2017

**Giles**  
District: 27

		<u>Filings</u>	<u>Hearings</u>	<u>Transactions</u>	<u>Concluded</u>	<u>Cont</u>
<b><u>Adult</u></b>						
Felony	CF	3	9	9	1	8
Misdemeanor	CM	3	19	19	4	15
Family Abuse - Prot Order	FP	4	11	11	6	5
Other	OT	1	1	1	1	-
Remand Support	RS	1	1	1	1	-
Show Cause	SC	7	17	17	9	8
Civil Support	VS	7	12	12	8	4
<b>Adult Total</b>		<b>26</b>	<b>70</b>	<b>70</b>	<b>30</b>	<b>40</b>
<b><u>Juvenile</u></b>						
Abuse or Neglect	AN	6	18	18	5	13
Non-Family Abuse Prot Order	AP	1	1	1	1	-
Child in Need of Services	CS	0	1	1	0	1
Custody Visitation	CV	26	55	55	38	17
Felony	DF	6	16	16	9	7
Misdemeanor	DM	7	29	29	13	16
Foster Care Review	FC	1	1	1	1	-
Initial Foster Care	IF	3	3	3	3	-
Permanency	PH	4	4	4	3	1
Remand Custody	RC	3	3	3	3	-
Remand Visitation	RV	3	3	3	3	-
Show Cause	SC	0	1	1	1	-
Status	ST	12	14	14	11	3
Traffic	T	4	9	9	7	2
Term Parental Rights	TP	4	4	4	2	2
Truancy	TR	1	1	1	0	1
<b>Juvenile Total</b>		<b>81</b>	<b>163</b>	<b>163</b>	<b>100</b>	<b>63</b>
<b>Giles Totals</b>		<b>107</b>	<b>233</b>	<b>233</b>	<b>130</b>	<b>103</b>

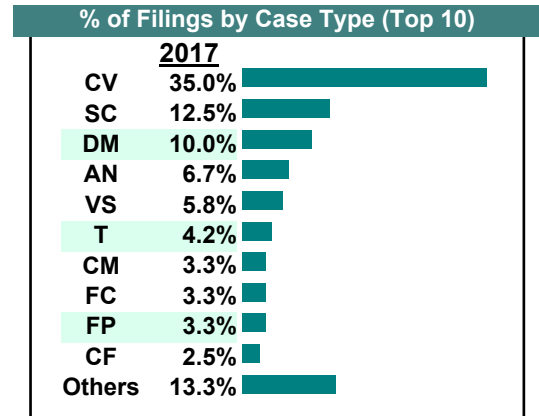
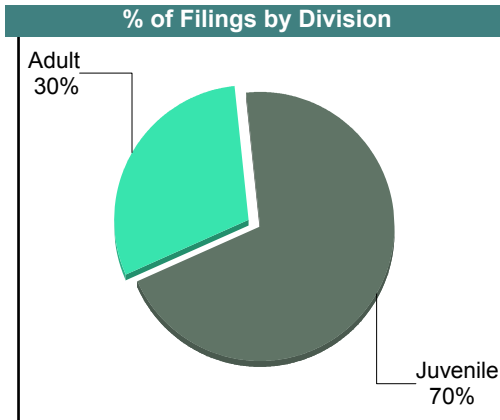
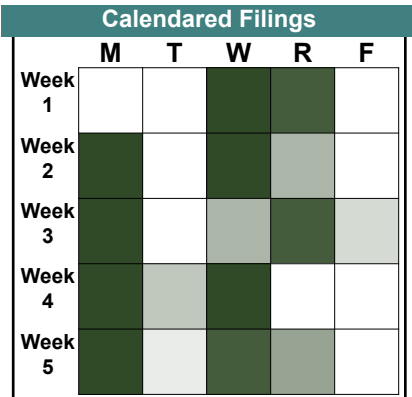


# CASELOAD STATISTICS OF THE JUVENILE & DOMESTIC RELATIONS COURTS

November 2017

**Giles**  
District: 27

		<u>Filings</u>	<u>Hearings</u>	<u>Transactions</u>	<u>Concluded</u>	<u>Cont</u>
<b><u>Adult</u></b>						
Capias	CA	0	3	3	2	1
Felony	CF	3	13	13	7	6
Misdemeanor	CM	4	32	32	17	15
Family Abuse - Prot Order	FP	4	7	7	3	4
Other	OT	1	1	1	1	-
Violation Fam Abuse PO	PS	1	1	1	1	-
Remand Support	RS	1	1	1	1	-
Show Cause	SC	15	34	34	15	19
Civil Support	VS	7	25	25	19	6
<b>Adult Total</b>		<b>36</b>	<b>117</b>	<b>117</b>	<b>66</b>	<b>51</b>
<b><u>Juvenile</u></b>						
Abuse or Neglect	AN	8	16	16	0	16
Child in Need of Services	CS	1	2	2	1	1
Custody Visitation	CV	42	117	117	62	55
Felony	DF	1	2	2	1	1
Misdemeanor	DM	12	32	32	10	22
Foster Care Review	FC	4	4	4	4	-
Juv Support	JS	0	2	2	1	1
Motion - Prot Order	MP	3	3	3	3	-
Permanency	PH	3	4	4	4	-
Petition	PT	2	2	2	1	1
Show Cause	SC	0	1	1	1	-
Status	ST	3	3	3	2	1
Traffic	T	5	9	10	6	4
Term Parental Rights	TP	0	2	2	2	-
<b>Juvenile Total</b>		<b>84</b>	<b>199</b>	<b>200</b>	<b>98</b>	<b>102</b>
<b>Giles Totals</b>		<b>120</b>	<b>316</b>	<b>317</b>	<b>164</b>	<b>153</b>

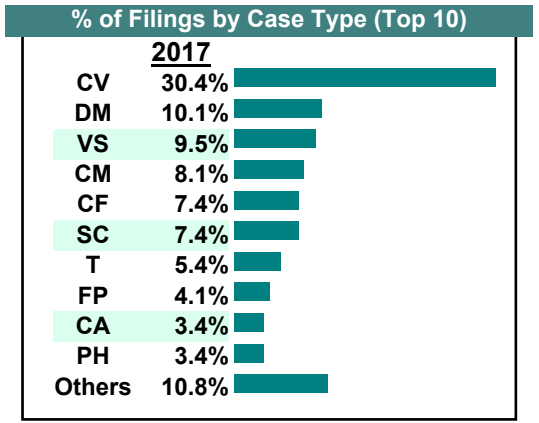
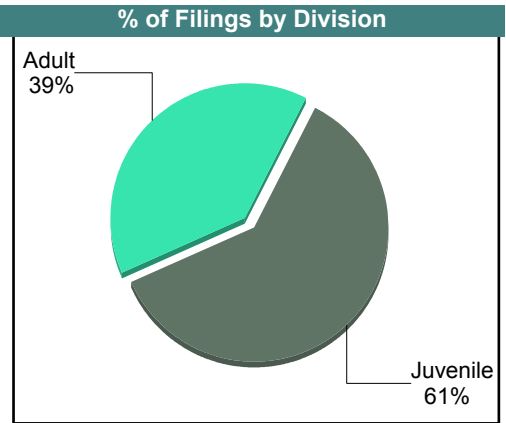



**CASELOAD STATISTICS OF THE JUVENILE & DOMESTIC RELATIONS COURTS**

October 2017

**Giles**  
District: 27

		<u>Filings</u>	<u>Hearings</u>	<u>Transactions</u>	<u>Concluded</u>	<u>Cont</u>
<b><u>Adult</u></b>						
Capias	CA	4	12	12	6	6
Felony	CF	11	34	34	11	23
Misdemeanor	CM	12	32	32	3	29
Family Abuse - Prot Order	FP	6	14	14	7	7
Show Cause	SC	10	25	25	11	14
SL/Other	SL	1	1	1	1	-
Civil Support	VS	14	22	22	17	5
<b>Adult Total</b>		<b>58</b>	<b>140</b>	<b>140</b>	<b>56</b>	<b>84</b>
<b><u>Juvenile</u></b>						
Abuse or Neglect	AN	1	11	11	6	5
Capias	CA	1	2	2	1	1
Custody Relief	CR	0	1	1	1	-
Child in Need of Services	CS	0	1	1	0	1
Custody Visitation	CV	45	90	90	48	42
Felony	DF	0	2	2	1	1
Misdemeanor	DM	15	22	22	7	15
Foster Care Review	FC	3	3	3	3	-
Initial Foster Care	IF	4	4	4	4	-
Juv Support	JS	1	1	1	0	1
Motion - Prot Order	MP	2	2	2	2	-
Permanency	PH	5	5	5	4	1
Petition	PT	1	1	1	1	-
Show Cause	SC	1	2	2	1	1
Traffic	T	8	13	14	8	6
Term Parental Rights	TP	2	2	2	0	2
Voluntary Continuing Services Agreement	VA	1	1	1	1	-
<b>Juvenile Total</b>		<b>90</b>	<b>163</b>	<b>164</b>	<b>88</b>	<b>76</b>
<b>Giles Totals</b>		<b>148</b>	<b>303</b>	<b>304</b>	<b>144</b>	<b>160</b>



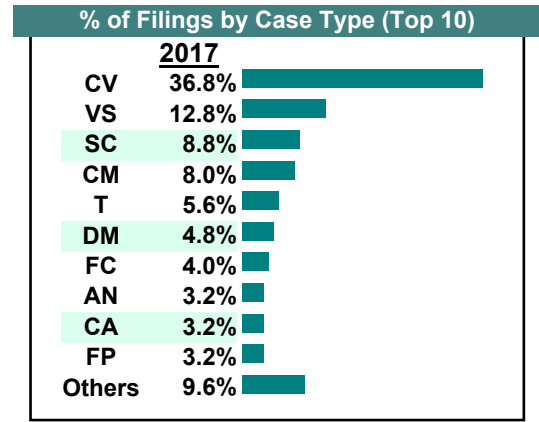
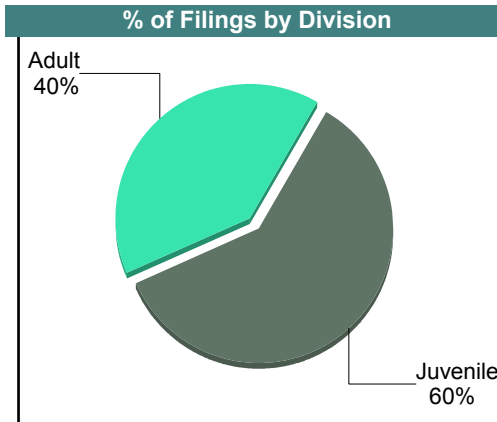
# CASELOAD STATISTICS OF THE JUVENILE & DOMESTIC RELATIONS COURTS

September 2017

**Giles**  
District: 27

		<u>Filings</u>	<u>Hearings</u>	<u>Transactions</u>	<u>Concluded</u>	<u>Cont</u>
<b><u>Adult</u></b>						
Capias	CA	4	8	8	2	6
Felony	CF	2	18	18	6	12
Misdemeanor	CM	10	39	39	16	23
Family Abuse - Prot Order	FP	4	12	12	8	4
Motion - Prot Order	MP	3	3	3	3	-
Violation of PO	PV	1	1	1	1	-
Show Cause	SC	10	22	22	8	14
Civil Support	VS	16	26	26	11	15
<b>Adult Total</b>		<b>50</b>	<b>129</b>	<b>129</b>	<b>55</b>	<b>74</b>
<b><u>Juvenile</u></b>						
Abuse or Neglect	AN	4	14	14	3	11
Non-Family Abuse Prot Order	AP	2	3	3	2	1
Custody Visitation	CV	46	122	122	55	67
Felony	DF	0	2	2	0	2
Misdemeanor	DM	6	14	14	7	7
Foster Care Review	FC	5	5	5	5	-
Initial Foster Care	IF	2	2	2	2	-
Juv Support	JS	0	1	1	0	1
Permanency	PH	1	1	1	1	-
Petition	PT	0	1	1	0	1
Show Cause	SC	1	2	2	1	1
Status	ST	1	1	1	1	-
Traffic	T	7	13	13	8	5
Truancy	TR	0	1	1	1	-
<b>Juvenile Total</b>		<b>75</b>	<b>182</b>	<b>182</b>	<b>86</b>	<b>96</b>
<b>Giles Totals</b>		<b>125</b>	<b>311</b>	<b>311</b>	<b>141</b>	<b>170</b>

Calendared Filings					
	M	T	W	R	F
Week 1					
Week 2					
Week 3					
Week 4					
Week 5					

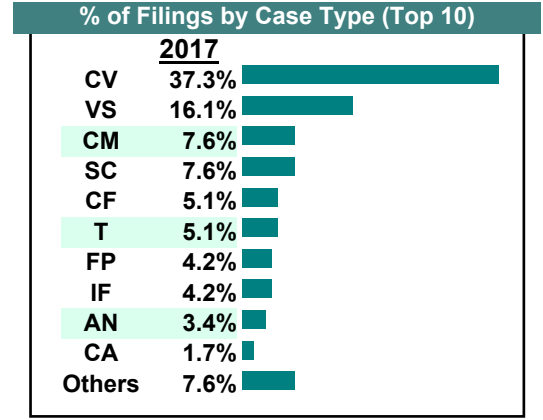
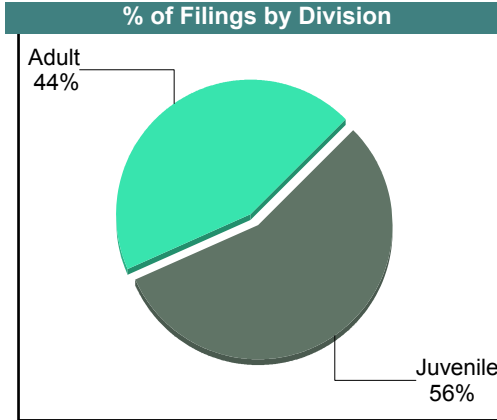
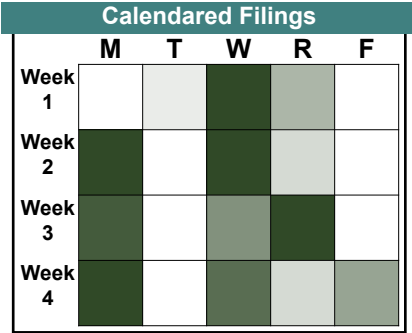


# CASELOAD STATISTICS OF THE JUVENILE & DOMESTIC RELATIONS COURTS

August 2017

**Giles**  
District: 27

		<u>Filings</u>	<u>Hearings</u>	<u>Transactions</u>	<u>Concluded</u>	<u>Cont</u>
<b>Adult</b>						
Capias	CA	2	4	4	2	2
Felony	CF	6	11	11	2	9
Misdemeanor	CM	9	34	34	11	23
Family Abuse - Prot Order	FP	5	9	9	2	7
Motion - Prot Order	MP	1	1	1	1	-
Remand Support	RS	1	1	1	1	-
Show Cause	SC	9	28	28	16	12
Civil Support	VS	19	33	33	18	15
<b>Adult Total</b>		<b>52</b>	<b>121</b>	<b>121</b>	<b>53</b>	<b>68</b>
<b>Juvenile</b>						
Abuse or Neglect	AN	4	16	16	5	11
Custody Relief	CR	1	1	1	0	1
Custody Visitation	CV	44	87	87	44	43
Felony	DF	0	7	7	6	1
Misdemeanor	DM	0	22	22	19	3
Foster Care Review	FC	1	1	1	1	-
Initial Foster Care	IF	5	5	5	5	-
Permanency	PH	2	2	2	2	-
Show Cause	SC	0	1	1	0	1
Status	ST	2	2	2	2	-
Traffic	T	6	6	7	3	4
Truancy	TR	0	3	3	2	1
Voluntary Continuing Services Agreement	VA	1	1	1	1	-
<b>Juvenile Total</b>		<b>66</b>	<b>154</b>	<b>155</b>	<b>90</b>	<b>65</b>
<b>Giles Totals</b>		<b>118</b>	<b>275</b>	<b>276</b>	<b>143</b>	<b>133</b>



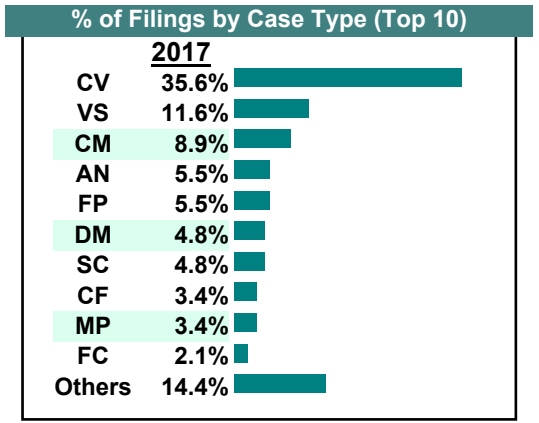
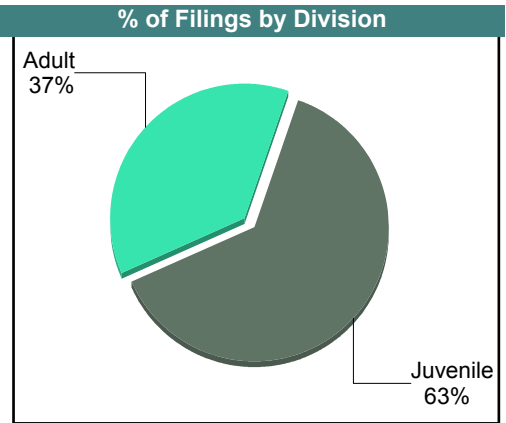



**CASELOAD STATISTICS OF THE JUVENILE & DOMESTIC RELATIONS COURTS**

July 2017

**Giles**  
District: 27

		<u>Filings</u>	<u>Hearings</u>	<u>Transactions</u>	<u>Concluded</u>	<u>Cont</u>
<b><u>Adult</u></b>						
Capias	CA	2	3	3	1	2
Felony	CF	5	20	20	8	12
Misdemeanor	CM	13	36	36	15	21
Family Abuse - Prot Order	FP	8	18	18	8	10
Motion - Prot Order	MP	1	1	1	1	-
Remand Support	RS	1	1	1	1	-
Show Cause	SC	7	19	19	7	12
Civil Support	VS	17	30	30	19	11
<b>Adult Total</b>		<b>54</b>	<b>128</b>	<b>128</b>	<b>60</b>	<b>68</b>
<b><u>Juvenile</u></b>						
Abuse or Neglect	AN	8	20	20	6	14
Child in Need of Services	CS	2	4	4	3	1
Custody Visitation	CV	52	110	110	40	70
Felony	DF	1	9	9	1	8
Misdemeanor	DM	7	20	20	7	13
Foster Care Review	FC	3	3	3	3	-
Initial Foster Care	IF	3	3	3	3	-
Motion - Prot Order	MP	4	4	4	4	-
Permanency	PH	3	3	3	3	-
Petition	PT	1	1	1	0	1
Remand Custody	RC	2	2	2	2	-
Remand Visitation	RV	1	1	1	1	-
Show Cause	SC	0	1	1	0	1
Status	ST	2	6	6	6	-
Traffic	T	3	7	7	4	3
Truancy	TR	0	5	5	2	3
<b>Juvenile Total</b>		<b>92</b>	<b>199</b>	<b>199</b>	<b>85</b>	<b>114</b>
<b>Giles Totals</b>		<b>146</b>	<b>327</b>	<b>327</b>	<b>145</b>	<b>182</b>

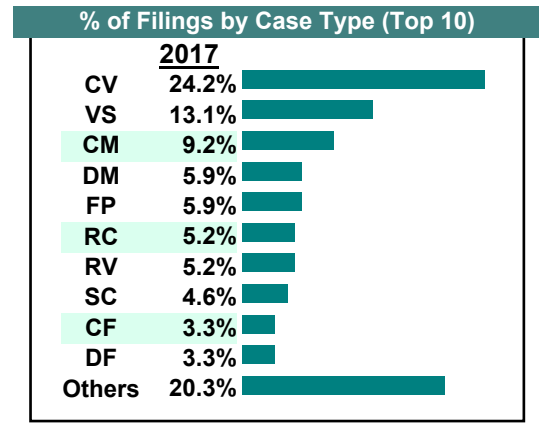
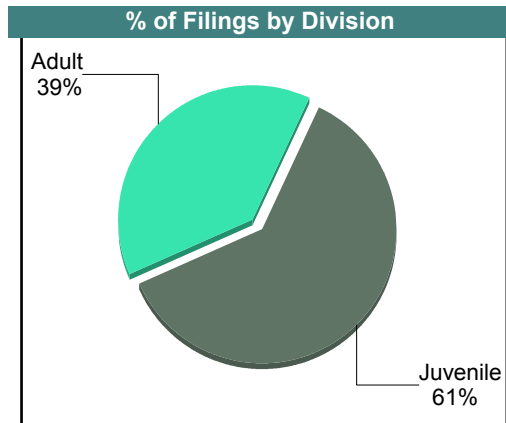



# CASELOAD STATISTICS OF THE JUVENILE & DOMESTIC RELATIONS COURTS

June 2017

Giles  
District: 27

		Filings	Hearings	Transactions	Concluded	Cont
<b>Adult</b>						
Capias	CA	2	4	4	2	2
Felony	CF	5	23	23	5	18
Misdemeanor	CM	14	43	43	13	30
Family Abuse - Prot Order	FP	9	12	12	5	7
Motion - Prot Order	MP	1	1	1	1	-
Remand Support	RS	2	2	2	2	-
Show Cause	SC	6	21	21	7	14
Civil Support	VS	20	32	32	15	17
<b>Adult Total</b>		<b>59</b>	<b>138</b>	<b>138</b>	<b>50</b>	<b>88</b>
<b>Juvenile</b>						
Abuse or Neglect	AN	4	22	22	6	16
Capias	CA	2	4	4	2	2
Child in Need of Services	CS	2	4	4	1	3
Custody Visitation	CV	37	97	97	28	69
Felony	DF	5	7	7	0	7
Misdemeanor	DM	9	34	34	16	18
Foster Care Review	FC	4	4	4	4	-
Initial Foster Care	IF	4	4	4	4	-
Juv Support	JS	1	1	1	0	1
Permanency	PH	2	2	2	2	-
Petition	PT	0	2	2	1	1
Remand Custody	RC	8	8	8	8	-
Remand Visitation	RV	8	8	8	8	-
Show Cause	SC	1	2	2	0	2
Status	ST	1	3	3	1	2
Traffic	T	4	12	12	7	5
Truancy	TR	2	6	6	0	6
<b>Juvenile Total</b>		<b>94</b>	<b>220</b>	<b>220</b>	<b>88</b>	<b>132</b>
<b>Giles Totals</b>		<b>153</b>	<b>358</b>	<b>358</b>	<b>138</b>	<b>220</b>

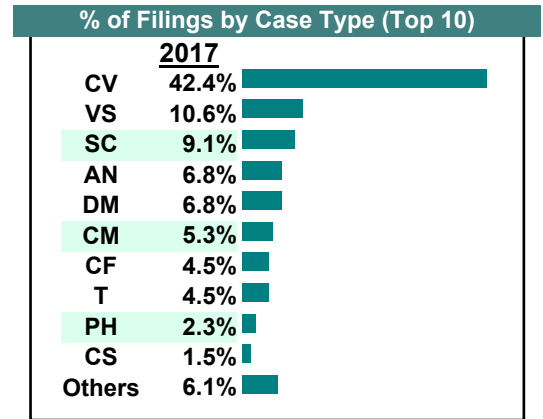
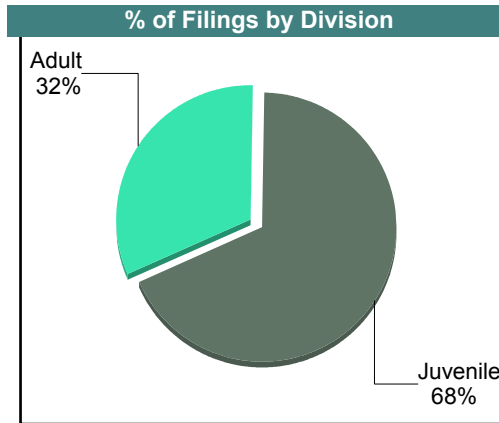



**CASELOAD STATISTICS OF THE JUVENILE & DOMESTIC RELATIONS COURTS**

May 2017

**Giles**  
District: 27

		<u>Filings</u>	<u>Hearings</u>	<u>Transactions</u>	<u>Concluded</u>	<u>Cont</u>
<b><u>Adult</u></b>						
Capias	CA	0	2	2	1	1
Felony	CF	6	10	10	1	9
Misdemeanor	CM	7	20	20	6	14
Family Abuse - Prot Order	FP	1	3	3	2	1
Motion - Prot Order	MP	2	2	2	2	-
Show Cause	SC	12	29	29	12	17
Civil Support	VS	14	19	19	6	13
<b>Adult Total</b>		<b>42</b>	<b>85</b>	<b>85</b>	<b>30</b>	<b>55</b>
<b><u>Juvenile</u></b>						
Abuse or Neglect	AN	9	19	19	3	16
Capias	CA	0	1	1	1	-
Child in Need of Services	CS	2	2	2	1	1
Custody Visitation	CV	56	88	88	22	66
Felony	DF	0	5	5	2	3
Misdemeanor	DM	9	41	41	17	24
Initial Foster Care	IF	1	1	1	1	-
Permanency	PH	3	3	3	3	-
Petition	PT	1	2	2	1	1
Status	ST	2	6	6	4	2
Traffic	T	6	14	14	6	8
Truancy	TR	1	5	5	3	2
<b>Juvenile Total</b>		<b>90</b>	<b>187</b>	<b>187</b>	<b>64</b>	<b>123</b>
<b>Giles Totals</b>		<b>132</b>	<b>272</b>	<b>272</b>	<b>94</b>	<b>178</b>

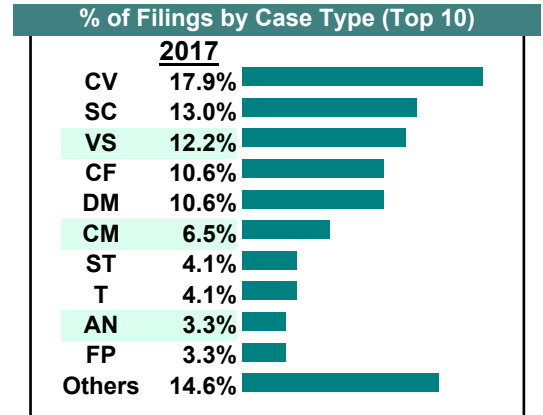
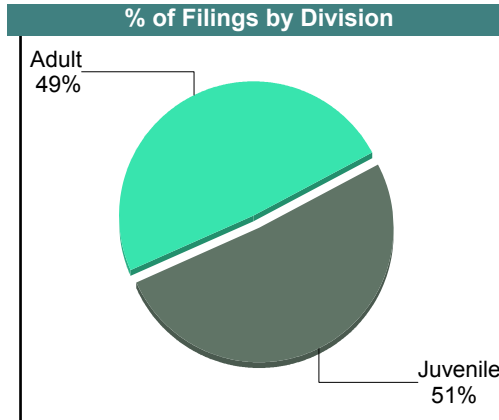
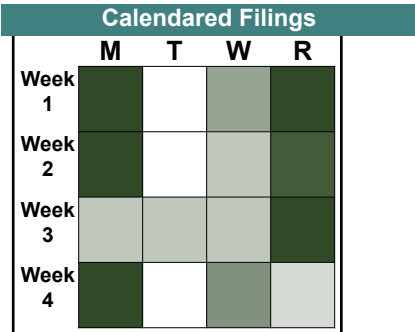


**CASELOAD STATISTICS OF THE JUVENILE & DOMESTIC RELATIONS COURTS**

April 2017

**Giles**  
District: 27

		<u>Filings</u>	<u>Hearings</u>	<u>Transactions</u>	<u>Concluded</u>	<u>Cont</u>
<b>Adult</b>						
Capias	CA	2	4	4	1	3
Felony	CF	13	17	17	2	15
Misdemeanor	CM	8	21	21	4	17
Family Abuse - Prot Order	FP	4	7	7	4	3
Motion - Prot Order	MP	1	1	1	1	-
Show Cause	SC	16	43	43	23	20
SL/Other	SL	1	1	1	1	-
Civil Support	VS	15	22	22	13	9
<b>Adult Total</b>		<b>60</b>	<b>116</b>	<b>116</b>	<b>49</b>	<b>67</b>
<b>Juvenile</b>						
Abuse or Neglect	AN	4	11	11	7	4
Child in Need of Services	CS	0	1	1	1	-
Custody Visitation	CV	22	57	57	27	30
Felony	DF	1	10	10	2	8
Misdemeanor	DM	13	32	32	7	25
Entrustment	ET	0	4	4	2	2
Foster Care Review	FC	2	2	2	2	-
Initial Foster Care	IF	4	4	4	4	-
Permanency	PH	4	4	4	4	-
Petition	PT	0	5	5	3	2
Status	ST	5	12	12	5	7
Traffic	T	5	16	16	6	10
Truancy	TR	3	8	8	3	5
<b>Juvenile Total</b>		<b>63</b>	<b>166</b>	<b>166</b>	<b>73</b>	<b>93</b>
<b>Giles Totals</b>		<b>123</b>	<b>282</b>	<b>282</b>	<b>122</b>	<b>160</b>

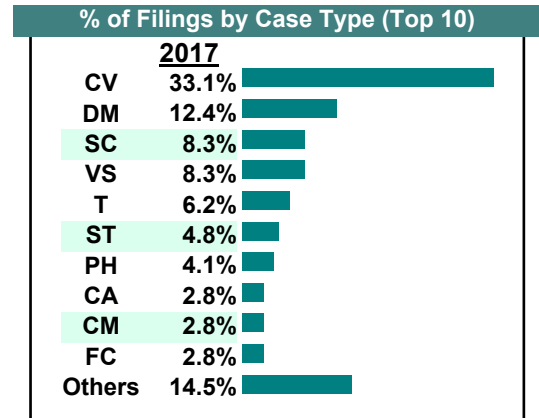
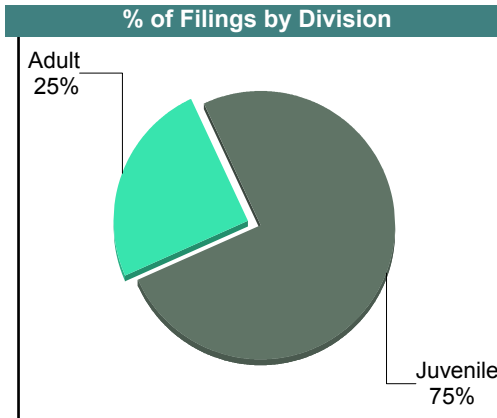
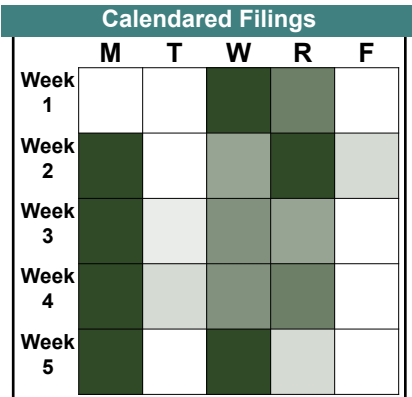


# CASELOAD STATISTICS OF THE JUVENILE & DOMESTIC RELATIONS COURTS

March 2017

**Giles**  
District: 27

		<u>Filings</u>	<u>Hearings</u>	<u>Transactions</u>	<u>Concluded</u>	<u>Cont</u>
<b><u>Adult</u></b>						
Capias	CA	3	7	7	3	4
Felony	CF	2	9	9	3	6
Misdemeanor	CM	4	26	26	7	19
Family Abuse - Prot Order	FP	3	4	4	2	2
Show Cause	SC	12	31	31	11	20
Civil Support	VS	12	18	18	12	6
<b>Adult Total</b>		<b>36</b>	<b>95</b>	<b>95</b>	<b>38</b>	<b>57</b>
<b><u>Juvenile</u></b>						
Abuse or Neglect	AN	1	16	16	3	13
Capias	CA	1	2	2	0	2
Child in Need of Services	CS	0	3	3	1	2
Custody Visitation	CV	48	114	114	55	59
Felony	DF	2	8	8	4	4
Misdemeanor	DM	18	42	42	10	32
Entrustment	ET	2	3	3	1	2
Foster Care Review	FC	4	4	4	4	-
Initial Foster Care	IF	4	4	4	4	-
Permanency	PH	6	6	6	6	-
Petition	PT	0	1	1	0	1
Show Cause	SC	0	1	1	0	1
Status	ST	7	9	9	1	8
Traffic	T	9	12	12	2	10
Term Parental Rights	TP	2	2	2	2	-
Truancy	TR	4	7	7	0	7
Voluntary Continuing Services Agreement	VA	1	1	1	1	-
<b>Juvenile Total</b>		<b>109</b>	<b>235</b>	<b>235</b>	<b>94</b>	<b>141</b>
<b>Giles Totals</b>		<b>145</b>	<b>330</b>	<b>330</b>	<b>132</b>	<b>198</b>


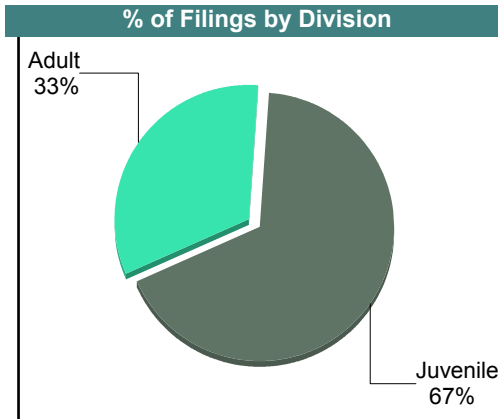
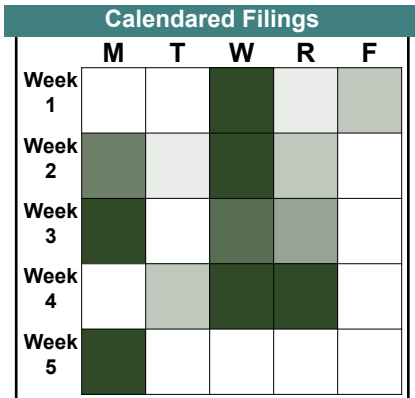


# CASELOAD STATISTICS OF THE JUVENILE & DOMESTIC RELATIONS COURTS

February 2017

**Giles**  
District: 27

		<u>Filings</u>	<u>Hearings</u>	<u>Transactions</u>	<u>Concluded</u>	<u>Cont</u>
<b><u>Adult</u></b>						
Capias	CA	2	4	4	1	3
Felony	CF	3	25	25	18	7
Misdemeanor	CM	12	25	25	8	17
Family Abuse - Prot Order	FP	1	2	2	1	1
Show Cause	SC	8	29	29	9	20
Civil Support	VS	8	22	22	16	6
<b>Adult Total</b>		<b>34</b>	<b>107</b>	<b>107</b>	<b>53</b>	<b>54</b>
<b><u>Juvenile</u></b>						
Abuse or Neglect	AN	10	15	15	2	13
Custody Visitation	CV	35	61	61	13	48
Felony	DF	0	3	3	0	3
Misdemeanor	DM	6	17	17	2	15
Entrustment	ET	2	2	2	1	1
Foster Care Review	FC	2	2	2	2	-
Family Abuse - Prot Order	FP	0	1	1	1	-
Permanency	PH	3	3	3	3	-
Petition	PT	3	4	4	1	3
Remand Custody	RC	2	2	2	2	-
Show Cause	SC	0	2	2	1	1
Status	ST	1	2	2	1	1
Traffic	T	4	11	12	10	2
Truancy	TR	2	3	3	1	2
<b>Juvenile Total</b>		<b>70</b>	<b>128</b>	<b>129</b>	<b>40</b>	<b>89</b>
<b>Giles Totals</b>		<b>104</b>	<b>235</b>	<b>236</b>	<b>93</b>	<b>143</b>

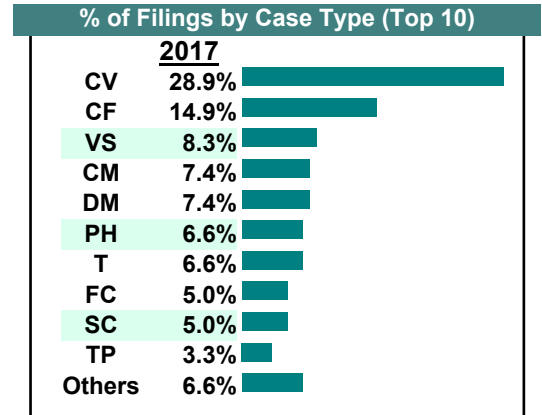
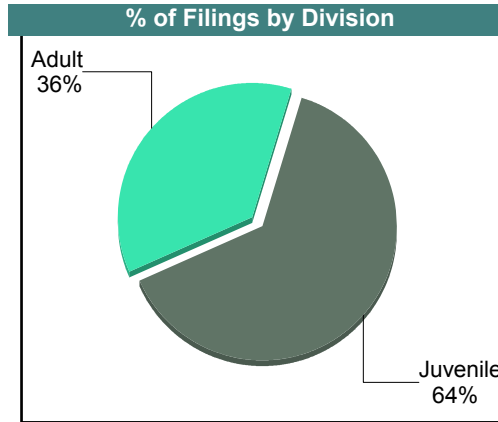
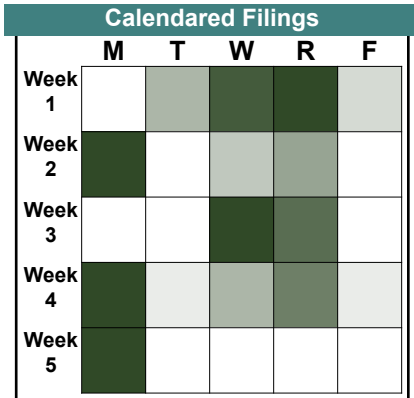


# CASELOAD STATISTICS OF THE JUVENILE & DOMESTIC RELATIONS COURTS

January 2017

**Giles**  
District: 27

		<u>Filings</u>	<u>Hearings</u>	<u>Transactions</u>	<u>Concluded</u>	<u>Cont</u>
<b><u>Adult</u></b>						
Felony	CF	18	29	29	4	25
Misdemeanor	CM	9	32	32	12	20
Family Abuse - Prot Order	FP	1	2	2	1	1
Show Cause	SC	6	37	37	14	23
Civil Support	VS	10	15	15	6	9
<b>Adult Total</b>		<b>44</b>	<b>115</b>	<b>115</b>	<b>37</b>	<b>78</b>
<b><u>Juvenile</u></b>						
Abuse or Neglect	AN	0	1	1	1	-
Child in Need of Services	CS	2	2	2	0	2
Custody Visitation	CV	35	77	77	45	32
Felony	DF	1	16	16	8	8
Misdemeanor	DM	9	33	33	14	19
Foster Care Review	FC	6	7	7	6	1
Family Abuse - Prot Order	FP	1	1	1	0	1
Initial Foster Care	IF	1	2	2	2	-
Motion - Prot Order	MP	1	1	1	1	-
Permanency	PH	8	8	8	8	-
Petition	PT	0	2	2	0	2
Show Cause	SC	0	2	2	0	2
Status	ST	0	1	1	0	1
Traffic	T	8	16	16	8	8
Term Parental Rights	TP	4	8	8	4	4
Truancy	TR	1	2	2	2	-
<b>Juvenile Total</b>		<b>77</b>	<b>179</b>	<b>179</b>	<b>99</b>	<b>80</b>
<b>Giles Totals</b>		<b>121</b>	<b>294</b>	<b>294</b>	<b>136</b>	<b>158</b>



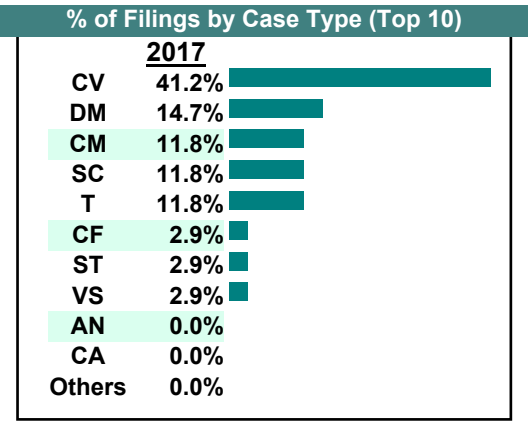
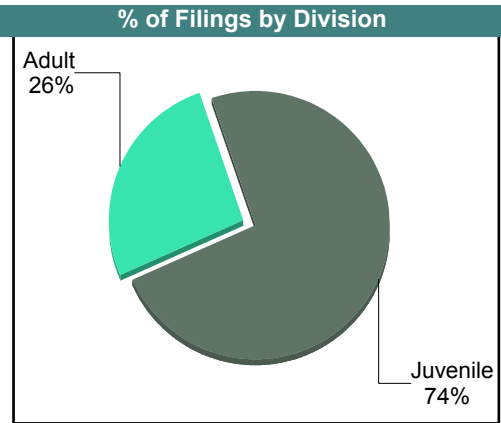

**CASELOAD STATISTICS OF THE JUVENILE & DOMESTIC RELATIONS COURTS**

**Grayson**

District: 27

December 2017

		<u>Filings</u>	<u>Hearings</u>	<u>Transactions</u>	<u>Concluded</u>	<u>Cont</u>
<b><u>Adult</u></b>						
Capias	CA	0	2	2	2	-
Felony	CF	1	7	7	3	4
Misdemeanor	CM	4	14	14	5	9
Family Abuse - Prot Order	FP	0	2	2	1	1
Other	OT	0	3	3	3	-
Show Cause	SC	3	10	10	4	5
Civil Support	VS	1	4	4	2	1
<b>Adult Total</b>		<b>9</b>	<b>42</b>	<b>42</b>	<b>20</b>	<b>20</b>
<b><u>Juvenile</u></b>						
Abuse or Neglect	AN	0	4	4	1	3
Child in Need of Services	CS	0	1	1	1	-
Custody Visitation	CV	14	37	37	13	21
Felony	DF	0	6	6	0	6
Misdemeanor	DM	5	27	27	4	23
Foster Care Review	FC	0	1	1	0	1
Show Cause	SC	1	1	1	0	1
Status	ST	1	1	1	0	1
Traffic	T	4	7	8	6	2
Term Parental Rights	TP	0	1	1	1	-
Truancy	TR	0	1	1	0	1
<b>Juvenile Total</b>		<b>25</b>	<b>87</b>	<b>88</b>	<b>26</b>	<b>59</b>
<b>Grayson Totals</b>		<b>34</b>	<b>129</b>	<b>130</b>	<b>46</b>	<b>79</b>





**CASELOAD STATISTICS OF THE JUVENILE & DOMESTIC RELATIONS COURTS**

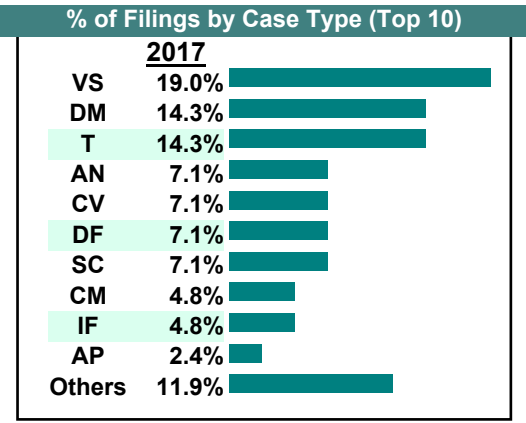
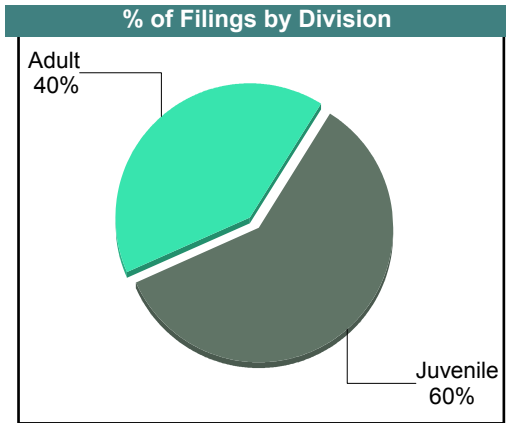
November 2017

**Grayson**

District: 27

		<u>Filings</u>	<u>Hearings</u>	<u>Transactions</u>	<u>Concluded</u>	<u>Cont</u>
<b><u>Adult</u></b>						
Non-Family Abuse Prot Order	AP	1	3	3	0	3
Capias	CA	0	2	2	1	1
Felony	CF	1	4	4	1	3
Misdemeanor	CM	2	17	17	6	11
Family Abuse - Prot Order	FP	1	3	3	1	2
Other	OT	1	1	1	0	1
Show Cause	SC	3	26	26	7	18
Civil Support	VS	8	18	18	10	7
<b>Adult Total</b>		<b>17</b>	<b>74</b>	<b>74</b>	<b>26</b>	<b>46</b>
<b><u>Juvenile</u></b>						
Abuse or Neglect	AN	3	6	6	1	5
Child in Need of Services	CS	1	1	1	0	1
Custody Visitation	CV	3	27	27	10	13
Felony	DF	3	10	10	0	10
Misdemeanor	DM	6	12	12	2	10
Foster Care Review	FC	1	1	1	1	-
Initial Foster Care	IF	2	2	2	2	-
Child at Risk	RI	0	1	1	1	-
Traffic	T	6	9	10	4	5
Truancy	TR	0	1	1	1	-
<b>Juvenile Total</b>		<b>25</b>	<b>70</b>	<b>71</b>	<b>22</b>	<b>44</b>
<b>Grayson Totals</b>		<b>42</b>	<b>144</b>	<b>145</b>	<b>48</b>	<b>90</b>

<b>Calendared Filings</b>			
	<b>M</b>	<b>T</b>	<b>W</b>
Week 1			
Week 2			
Week 3			
Week 4			



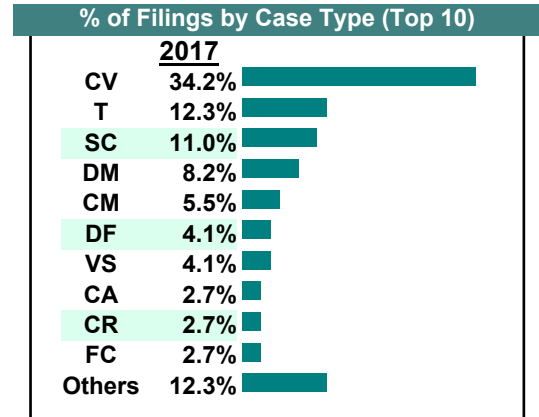
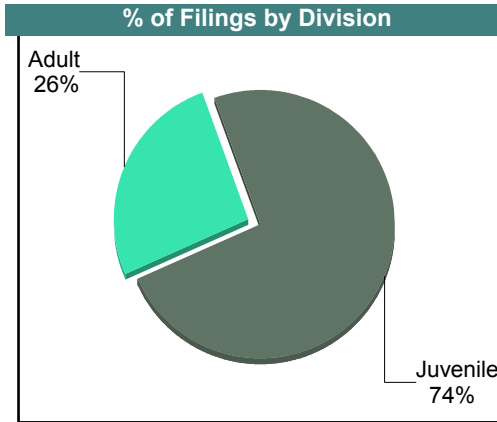

**CASELOAD STATISTICS OF THE JUVENILE & DOMESTIC RELATIONS COURTS**

October 2017

**Grayson**

District: 27

		<u>Filings</u>	<u>Hearings</u>	<u>Transactions</u>	<u>Concluded</u>	<u>Cont</u>
<b><u>Adult</u></b>						
Capias	CA	2	7	7	4	3
Felony	CF	0	6	7	3	4
Misdemeanor	CM	4	26	26	10	16
Family Abuse - Prot Order	FP	2	3	3	1	2
Other	OT	0	5	5	2	3
Show Cause	SC	8	26	26	2	24
Civil Support	VS	3	7	7	2	5
<b>Adult Total</b>		<b>19</b>	<b>80</b>	<b>81</b>	<b>24</b>	<b>57</b>
<b><u>Juvenile</u></b>						
Abuse or Neglect	AN	0	7	7	3	4
Custody Relief	CR	2	2	2	2	-
Child in Need of Services	CS	0	1	1	0	1
Custody Visitation	CV	25	67	67	29	38
Felony	DF	3	12	12	2	10
Misdemeanor	DM	6	37	37	10	27
Foster Care Review	FC	2	4	4	2	2
Initial Foster Care	IF	1	1	1	0	1
Permanency	PH	2	4	4	4	-
Petition	PT	1	1	1	0	1
Traffic	T	9	16	16	6	9
Term Parental Rights	TP	2	2	2	0	2
Truancy	TR	0	1	1	1	-
Voluntary Continuing Services Agreement	VA	1	1	1	1	-
<b>Juvenile Total</b>		<b>54</b>	<b>156</b>	<b>156</b>	<b>60</b>	<b>95</b>
<b>Grayson Totals</b>		<b>73</b>	<b>236</b>	<b>237</b>	<b>84</b>	<b>152</b>



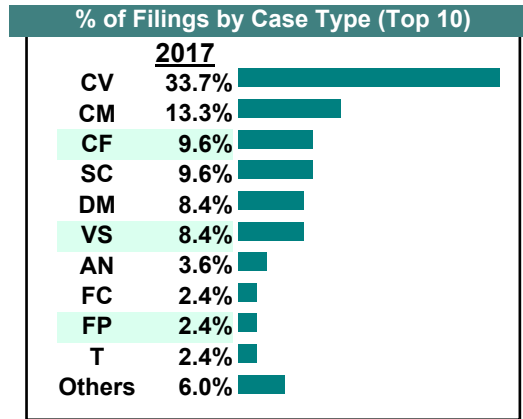
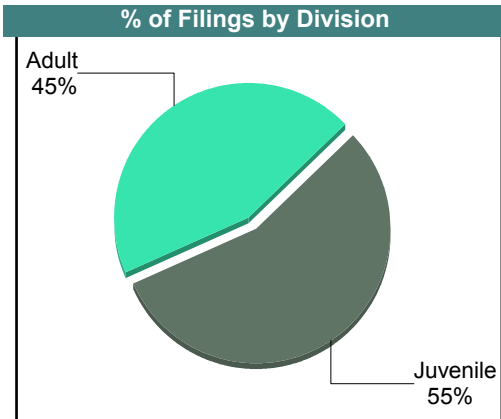

**CASELOAD STATISTICS OF THE JUVENILE & DOMESTIC RELATIONS COURTS**

September 2017

**Grayson**

District: 27

		<u>Filings</u>	<u>Hearings</u>	<u>Transactions</u>	<u>Concluded</u>	<u>Cont</u>
<b><u>Adult</u></b>						
Capias	CA	1	6	6	4	2
Felony	CF	8	22	23	9	14
Misdemeanor	CM	11	35	35	14	21
Family Abuse - Prot Order	FP	2	4	4	4	-
Other	OT	0	1	1	0	1
Show Cause	SC	8	29	29	6	23
Civil Support	VS	7	15	15	7	8
<b>Adult Total</b>		<b>37</b>	<b>112</b>	<b>113</b>	<b>44</b>	<b>69</b>
<b><u>Juvenile</u></b>						
Abuse or Neglect	AN	3	8	8	0	8
Capias	CA	0	1	1	1	-
Custody Visitation	CV	28	53	53	13	38
Felony	DF	0	2	2	0	2
Misdemeanor	DM	7	27	27	7	20
Entrustment	ET	1	1	1	1	-
Foster Care Review	FC	2	2	2	2	-
Initial Foster Care	IF	1	1	1	1	-
Permanency	PH	1	1	1	1	-
Show Cause	SC	0	1	1	1	-
Traffic	T	2	2	2	0	2
Term Parental Rights	TP	1	2	2	1	1
Truancy	TR	0	4	4	2	2
<b>Juvenile Total</b>		<b>46</b>	<b>105</b>	<b>105</b>	<b>30</b>	<b>73</b>
<b>Grayson Totals</b>		<b>83</b>	<b>217</b>	<b>218</b>	<b>74</b>	<b>142</b>



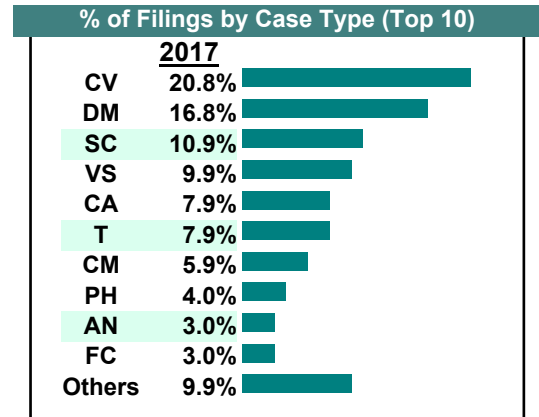
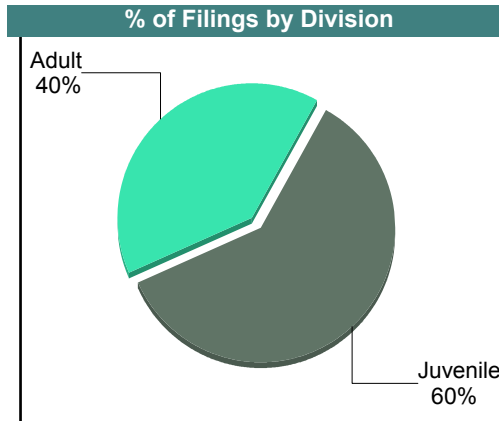

**CASELOAD STATISTICS OF THE JUVENILE & DOMESTIC RELATIONS COURTS**

**Grayson**

District: 27

August 2017

		<u>Filings</u>	<u>Hearings</u>	<u>Transactions</u>	<u>Concluded</u>	<u>Cont</u>
<b>Adult</b>						
Capias	CA	8	12	12	2	10
Felony	CF	2	8	8	0	8
Misdemeanor	CM	6	30	30	14	16
Family Abuse - Prot Order	FP	1	3	3	0	3
Other	OT	2	4	4	2	2
Show Cause	SC	11	16	16	3	13
Civil Support	VS	10	13	13	7	6
<b>Adult Total</b>		<b>40</b>	<b>86</b>	<b>86</b>	<b>28</b>	<b>58</b>
<b>Juvenile</b>						
Abuse or Neglect	AN	3	7	7	0	7
Child in Need of Services	CS	1	1	1	1	-
Custody Visitation	CV	21	54	54	18	32
Felony	DF	0	5	5	0	5
Misdemeanor	DM	17	44	47	12	35
Foster Care Review	FC	3	3	3	3	-
Permanency	PH	4	4	4	2	2
Petition	PT	2	2	2	2	-
Traffic	T	8	17	17	7	10
Truancy	TR	1	3	3	0	3
Voluntary Continuing Services Agreement	VA	1	1	1	1	-
<b>Juvenile Total</b>		<b>61</b>	<b>141</b>	<b>144</b>	<b>46</b>	<b>94</b>
<b>Grayson Totals</b>		<b>101</b>	<b>227</b>	<b>230</b>	<b>74</b>	<b>152</b>



**CASELOAD STATISTICS OF THE JUVENILE & DOMESTIC RELATIONS COURTS**

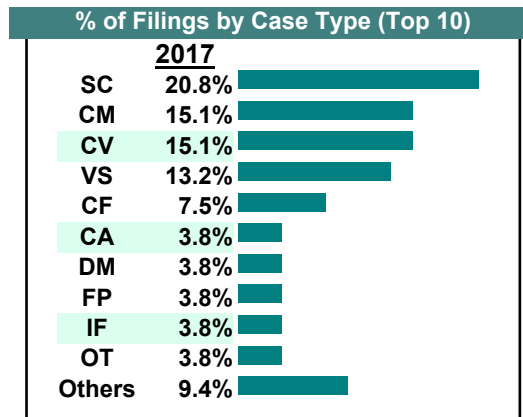
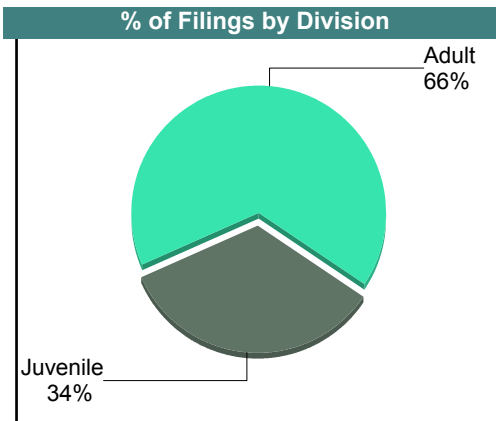
July 2017

**Grayson**

District: 27

		<u>Filings</u>	<u>Hearings</u>	<u>Transactions</u>	<u>Concluded</u>	<u>Cont</u>
<b>Adult</b>						
Capias	CA	1	9	9	5	4
Felony	CF	4	8	8	0	8
Misdemeanor	CM	8	27	27	8	19
Family Abuse - Prot Order	FP	2	6	6	2	4
Other	OT	2	2	2	2	-
Show Cause	SC	11	26	26	9	17
Civil Support	VS	7	12	12	7	5
<b>Adult Total</b>		<b>35</b>	<b>90</b>	<b>90</b>	<b>33</b>	<b>57</b>
<b>Juvenile</b>						
Abuse or Neglect	AN	0	1	1	1	-
Capias	CA	1	1	1	0	1
Child in Need of Services	CS	1	1	1	0	1
Custody Visitation	CV	8	47	47	21	21
Felony	DF	1	2	2	0	2
Misdemeanor	DM	2	7	7	2	5
Foster Care Review	FC	1	1	1	1	-
Initial Foster Care	IF	2	2	2	2	-
Show Cause	SC	0	1	1	0	1
Traffic	T	2	5	5	1	4
Truancy	TR	0	3	3	1	2
<b>Juvenile Total</b>		<b>18</b>	<b>71</b>	<b>71</b>	<b>29</b>	<b>37</b>
<b>Grayson Totals</b>		<b>53</b>	<b>161</b>	<b>161</b>	<b>62</b>	<b>94</b>

Calendared Filings				
	M	T	R	F
Week 1				
Week 2				
Week 3				
Week 4				
Week 5				

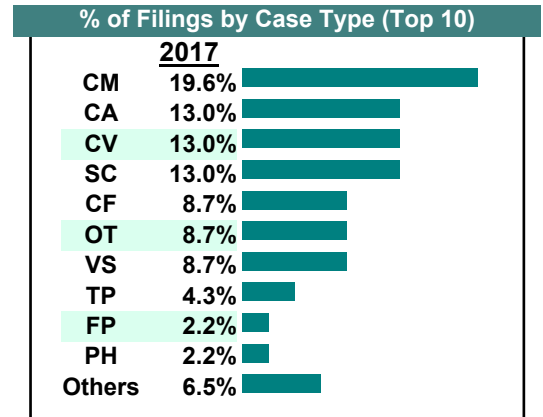
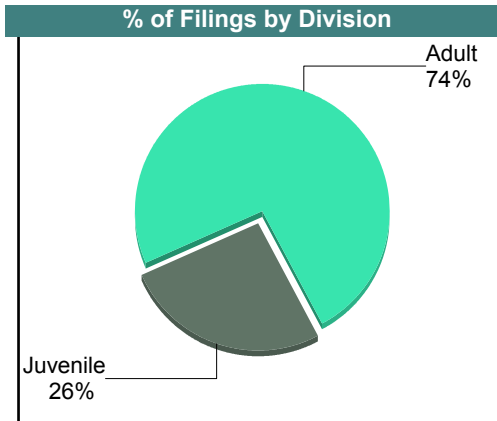
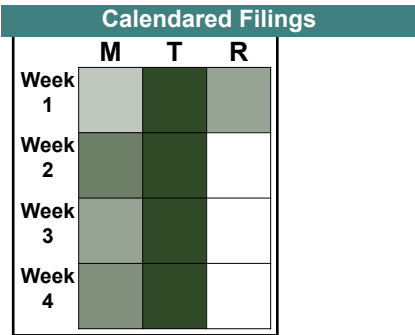


CASELOAD STATISTICS OF THE JUVENILE & DOMESTIC RELATIONS COURTS

Grayson  
District: 27

June 2017

		Filings	Hearings	Transactions	Concluded	Cont
<b>Adult</b>						
Capias	CA	6	7	7	2	5
Felony	CF	4	9	9	2	7
Misdemeanor	CM	9	22	22	8	14
Family Abuse - Prot Order	FP	1	5	5	2	2
Other	OT	4	6	6	2	4
Violation of PO	PV	1	1	1	1	-
Show Cause	SC	5	10	10	2	8
Civil Support	VS	4	8	8	7	1
<b>Adult Total</b>		<b>34</b>	<b>68</b>	<b>68</b>	<b>26</b>	<b>41</b>
<b>Juvenile</b>						
Child in Need of Services	CS	0	1	1	0	1
Custody Visitation	CV	6	28	28	19	9
Felony	DF	0	2	2	0	2
Misdemeanor	DM	0	15	15	2	13
Foster Care Review	FC	0	1	1	0	1
Permanency	PH	1	1	1	1	-
Show Cause	SC	1	1	1	0	1
Traffic	T	1	6	6	4	2
Term Parental Rights	TP	2	2	2	1	1
Truancy	TR	1	2	2	0	2
<b>Juvenile Total</b>		<b>12</b>	<b>59</b>	<b>59</b>	<b>27</b>	<b>32</b>
<b>Grayson Totals</b>		<b>46</b>	<b>127</b>	<b>127</b>	<b>53</b>	<b>73</b>



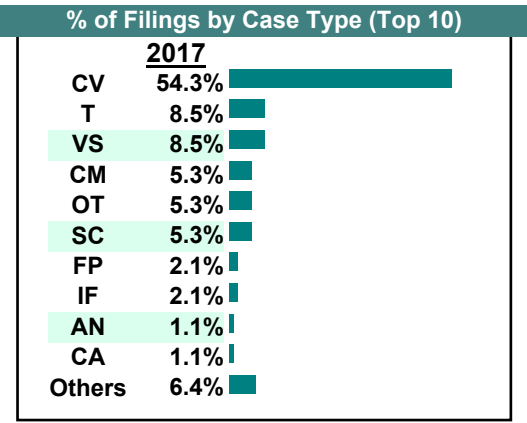
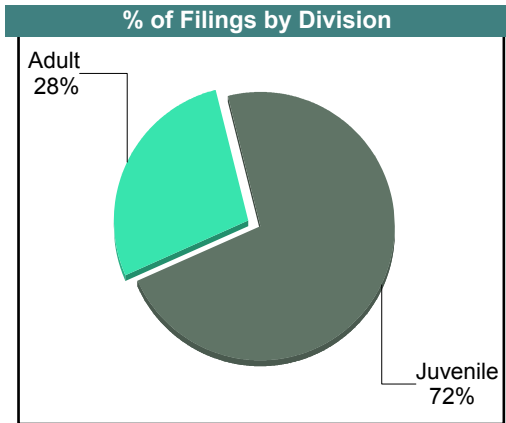

**CASELOAD STATISTICS OF THE JUVENILE & DOMESTIC RELATIONS COURTS**

May 2017

**Grayson**

District: 27

		<u>Filings</u>	<u>Hearings</u>	<u>Transactions</u>	<u>Concluded</u>	<u>Cont</u>
<b>Adult</b>						
Capias	CA	1	16	16	5	11
Felony	CF	0	3	3	1	2
Misdemeanor	CM	5	21	21	7	14
Family Abuse - Prot Order	FP	2	5	5	1	4
Other	OT	5	5	5	0	5
Show Cause	SC	4	23	23	16	7
SL/Other	SL	1	1	1	0	-
Civil Support	VS	8	25	25	14	11
<b>Adult Total</b>		<b>26</b>	<b>99</b>	<b>99</b>	<b>44</b>	<b>54</b>
<b>Juvenile</b>						
Abuse or Neglect	AN	1	4	4	1	3
Child in Need of Services	CS	1	1	1	0	1
Custody Visitation	CV	51	117	117	36	80
Misdemeanor	DM	1	9	9	3	6
Foster Care Review	FC	1	1	1	1	-
Initial Foster Care	IF	2	2	2	2	-
Permanency	PH	1	1	1	1	-
Child at Risk	RI	0	1	1	0	1
Show Cause	SC	1	1	1	1	-
Traffic	T	8	16	17	5	11
Truancy	TR	1	3	3	1	2
<b>Juvenile Total</b>		<b>68</b>	<b>156</b>	<b>157</b>	<b>51</b>	<b>104</b>
<b>Grayson Totals</b>		<b>94</b>	<b>255</b>	<b>256</b>	<b>95</b>	<b>158</b>



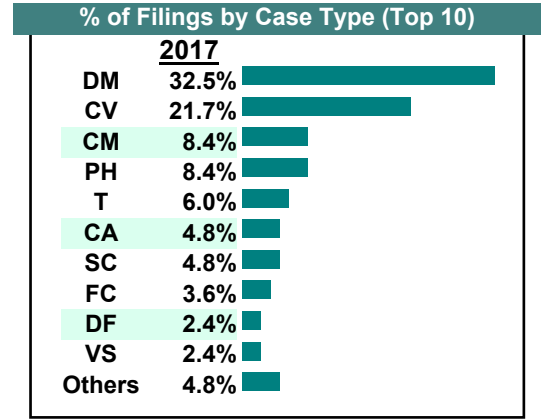
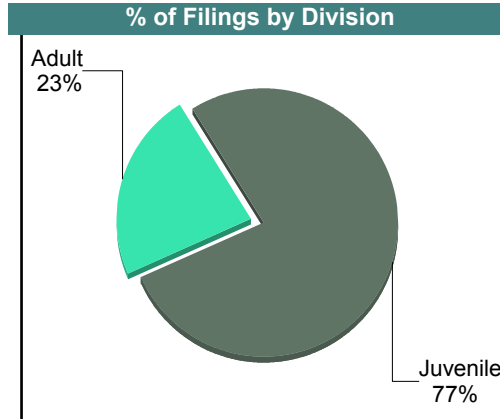
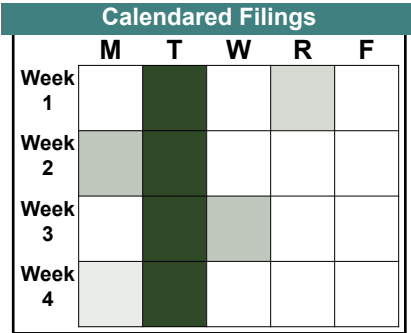
**CASELOAD STATISTICS OF THE JUVENILE & DOMESTIC RELATIONS COURTS**

**Grayson**

District: 27

April 2017

		<u>Filings</u>	<u>Hearings</u>	<u>Transactions</u>	<u>Concluded</u>	<u>Cont</u>
<b><u>Adult</u></b>						
Capias	CA	4	6	6	2	4
Felony	CF	0	2	2	2	-
Misdemeanor	CM	7	26	26	10	16
Family Abuse - Prot Order	FP	1	7	7	6	1
Motion - Prot Order	MP	1	2	2	2	-
Show Cause	SC	4	14	14	1	13
Civil Support	VS	2	6	6	3	3
<b>Adult Total</b>		<b>19</b>	<b>63</b>	<b>63</b>	<b>26</b>	<b>37</b>
<b><u>Juvenile</u></b>						
Abuse or Neglect	AN	1	2	2	0	2
Child in Need of Services	CS	0	1	1	1	-
Custody Visitation	CV	18	49	49	12	37
Felony	DF	2	5	5	1	4
Misdemeanor	DM	27	38	38	4	34
Foster Care Review	FC	3	3	3	3	-
Permanency	PH	7	7	7	7	-
Child at Risk	RI	0	1	1	0	1
Traffic	T	5	5	5	0	5
Term Parental Rights	TP	1	1	1	1	-
Truancy	TR	0	2	2	1	1
<b>Juvenile Total</b>		<b>64</b>	<b>114</b>	<b>114</b>	<b>30</b>	<b>84</b>
<b>Grayson Totals</b>		<b>83</b>	<b>177</b>	<b>177</b>	<b>56</b>	<b>121</b>





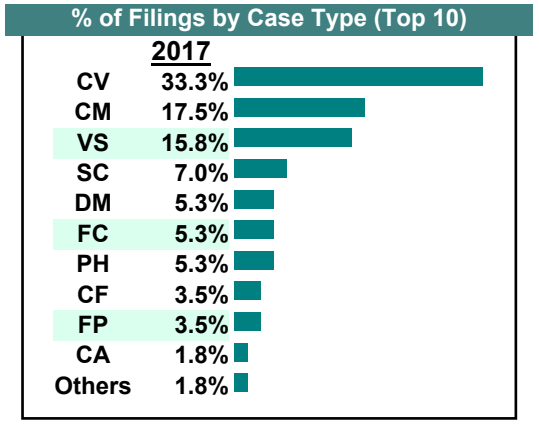
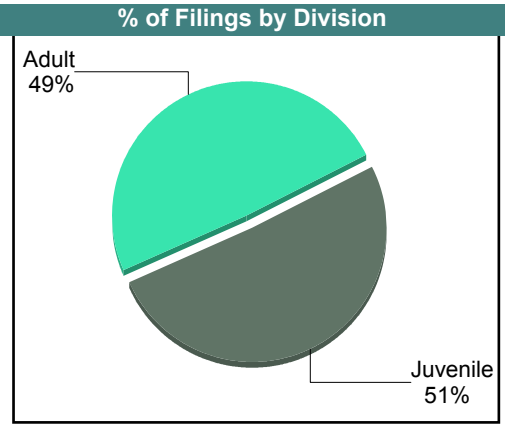
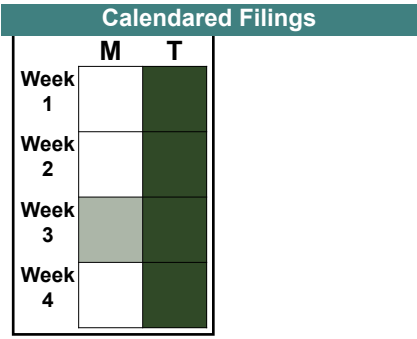
CASELOAD STATISTICS OF THE JUVENILE & DOMESTIC RELATIONS COURTS

Grayson

District: 27

March 2017

		<u>Filings</u>	<u>Hearings</u>	<u>Transactions</u>	<u>Concluded</u>	<u>Cont</u>
<b>Adult</b>						
Capias	CA	1	7	7	2	5
Felony	CF	2	6	11	6	5
Misdemeanor	CM	10	40	40	14	26
Family Abuse - Prot Order	FP	2	3	3	0	3
Show Cause	SC	4	24	24	6	18
SL/Other	SL	0	1	1	1	-
Civil Support	VS	9	22	22	10	12
<b>Adult Total</b>		<b>28</b>	<b>103</b>	<b>108</b>	<b>39</b>	<b>69</b>
<b>Juvenile</b>						
Child in Need of Services	CS	0	1	1	1	-
Custody Visitation	CV	19	60	60	29	31
Misdemeanor	DM	3	7	7	2	5
Foster Care Review	FC	3	3	3	2	1
Permanency	PH	3	3	3	3	-
Child at Risk	RI	1	2	2	0	2
Traffic	T	0	2	2	2	-
Truancy	TR	0	7	7	2	5
<b>Juvenile Total</b>		<b>29</b>	<b>85</b>	<b>85</b>	<b>41</b>	<b>44</b>
<b>Grayson Totals</b>		<b>57</b>	<b>188</b>	<b>193</b>	<b>80</b>	<b>113</b>



**CASELOAD STATISTICS OF THE JUVENILE & DOMESTIC RELATIONS COURTS**

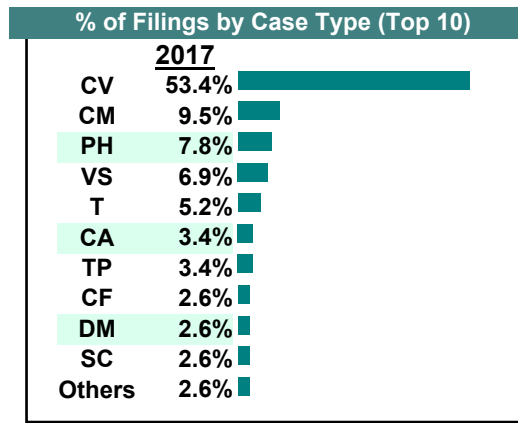
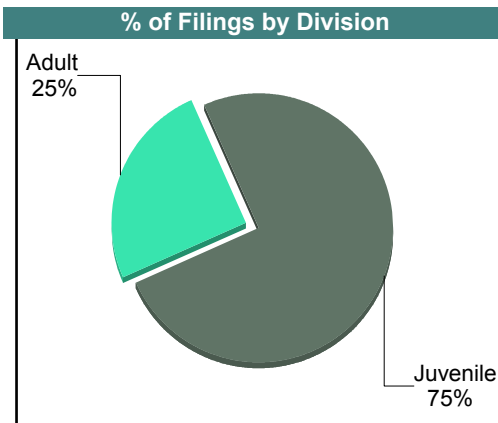
February 2017

**Grayson**

District: 27

		<u>Filings</u>	<u>Hearings</u>	<u>Transactions</u>	<u>Concluded</u>	<u>Cont</u>
<b><u>Adult</u></b>						
Capias	CA	4	5	5	3	2
Felony	CF	3	8	11	6	5
Misdemeanor	CM	11	31	31	11	20
Family Abuse - Prot Order	FP	0	2	2	1	1
Show Cause	SC	3	8	8	6	2
Civil Support	VS	8	10	10	4	6
<b>Adult Total</b>		<b>29</b>	<b>64</b>	<b>67</b>	<b>31</b>	<b>36</b>
<b><u>Juvenile</u></b>						
Custody Visitation	CV	62	84	84	26	58
Misdemeanor	DM	3	4	4	0	4
Foster Care Review	FC	1	1	1	1	-
Permanency	PH	9	9	9	8	-
Traffic	T	6	7	11	6	5
Term Parental Rights	TP	4	6	6	6	-
Truancy	TR	2	8	8	2	6
<b>Juvenile Total</b>		<b>87</b>	<b>119</b>	<b>123</b>	<b>49</b>	<b>73</b>
<b>Grayson Totals</b>		<b>116</b>	<b>183</b>	<b>190</b>	<b>80</b>	<b>109</b>

<b>Calendared Filings</b>				
	<b>M</b>	<b>T</b>	<b>R</b>	<b>F</b>
Week 1	■	■		
Week 2		■		■
Week 3		■	■	
Week 4		■		



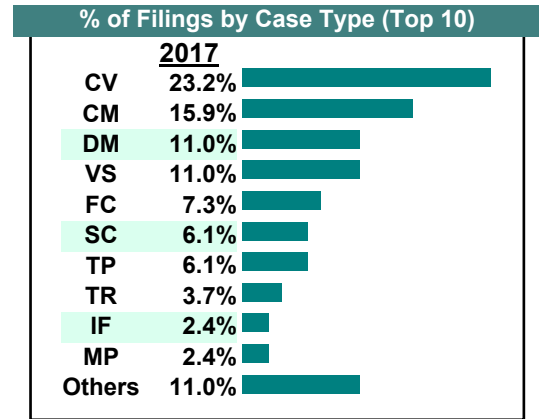
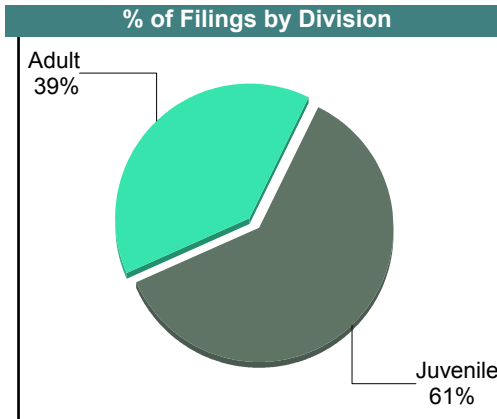
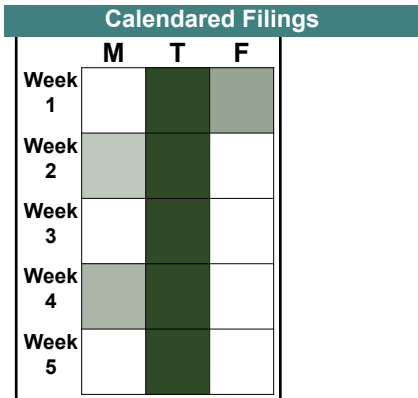
# CASELOAD STATISTICS OF THE JUVENILE & DOMESTIC RELATIONS COURTS

January 2017

**Grayson**

District: 27

		<u>Filings</u>	<u>Hearings</u>	<u>Transactions</u>	<u>Concluded</u>	<u>Cont</u>
<b><u>Adult</u></b>						
Capias	CA	1	7	7	1	6
Felony	CF	0	10	11	8	3
Misdemeanor	CM	13	44	44	13	31
Family Abuse - Prot Order	FP	1	4	4	3	1
Motion - Prot Order	MP	2	2	2	2	-
Violation of PO	PV	1	1	1	1	-
Show Cause	SC	5	28	28	10	18
Civil Support	VS	9	22	22	12	10
<b>Adult Total</b>		<b>32</b>	<b>118</b>	<b>119</b>	<b>50</b>	<b>69</b>
<b><u>Juvenile</u></b>						
Custody Relief	CR	1	1	1	1	-
Child in Need of Services	CS	0	1	1	0	1
Custody Visitation	CV	19	60	60	30	30
Felony	DF	1	4	4	0	4
Misdemeanor	DM	9	19	19	6	13
Foster Care Review	FC	6	6	6	6	-
Initial Foster Care	IF	2	2	2	2	-
Petition	PT	1	1	1	1	-
Remand Custody	RC	1	1	1	1	-
Traffic	T	2	10	10	7	3
Term Parental Rights	TP	5	5	5	5	-
Truancy	TR	3	3	3	0	3
<b>Juvenile Total</b>		<b>50</b>	<b>113</b>	<b>113</b>	<b>59</b>	<b>54</b>
<b>Grayson Totals</b>		<b>82</b>	<b>231</b>	<b>232</b>	<b>109</b>	<b>123</b>



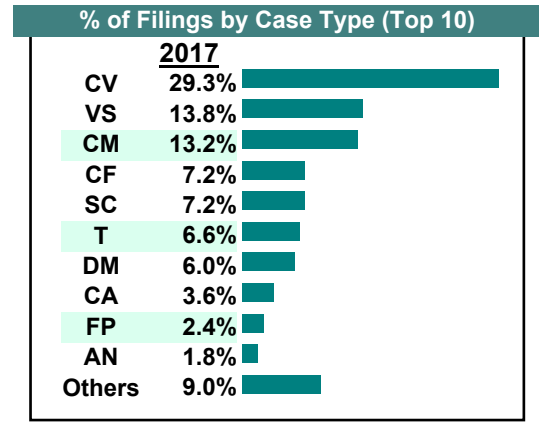
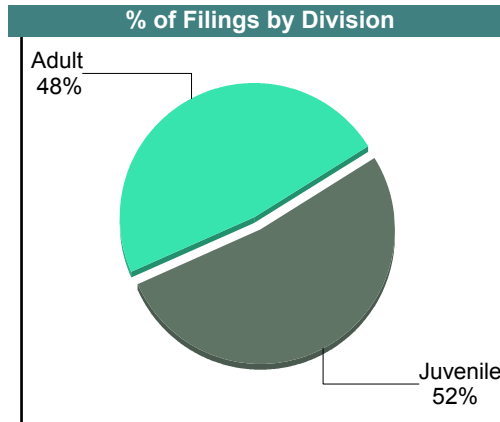

# CASELOAD STATISTICS OF THE JUVENILE & DOMESTIC RELATIONS COURTS

Montgomery

District: 27

December 2017

		<u>Filings</u>	<u>Hearings</u>	<u>Transactions</u>	<u>Concluded</u>	<u>Cont</u>
<b>Adult</b>						
Bond Forfeiture	BF	0	1	1	0	1
Capias	CA	6	24	24	6	18
Felony	CF	12	47	47	19	28
Misdemeanor	CM	22	78	78	28	50
Family Abuse - Prot Order	FP	4	10	10	5	5
Show Cause	SC	12	51	51	14	37
SL/Other	SL	1	1	1	1	-
Civil Support	VS	23	40	40	18	22
<b>Adult Total</b>		<b>80</b>	<b>252</b>	<b>252</b>	<b>91</b>	<b>161</b>
<b>Juvenile</b>						
Abuse or Neglect	AN	3	13	13	6	7
Custody Relief	CR	1	1	1	1	-
Custody Visitation	CV	49	120	120	56	64
Felony	DF	3	7	7	1	6
Misdemeanor	DM	10	36	36	12	24
Foster Care Review	FC	2	2	2	2	-
Initial Foster Care	IF	0	2	2	2	-
Permanency	PH	1	1	1	1	-
Petition	PT	0	2	2	1	1
Show Cause	SC	0	3	3	0	3
Status	ST	3	4	4	2	2
Traffic	T	11	14	14	4	10
Term Parental Rights	TP	2	2	2	0	2
Truancy	TR	2	7	7	0	6
<b>Juvenile Total</b>		<b>87</b>	<b>214</b>	<b>214</b>	<b>88</b>	<b>125</b>
<b>Montgomery Totals</b>		<b>167</b>	<b>466</b>	<b>466</b>	<b>179</b>	<b>286</b>



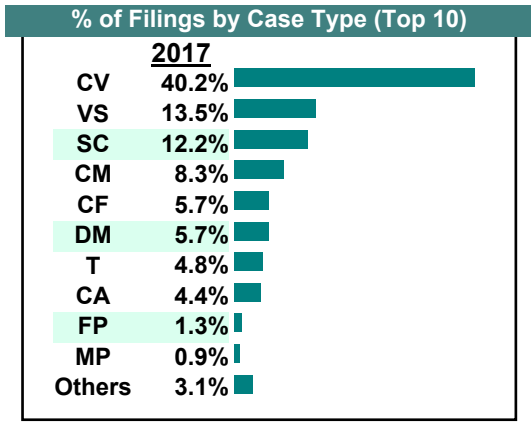
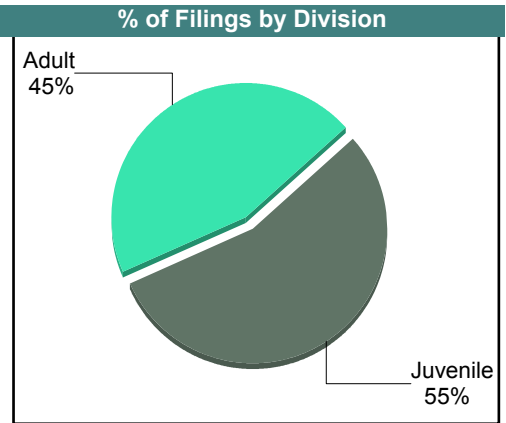

**CASELOAD STATISTICS OF THE JUVENILE & DOMESTIC RELATIONS COURTS**

**Montgomery**

District: 27

November 2017

		<u>Filings</u>	<u>Hearings</u>	<u>Transactions</u>	<u>Concluded</u>	<u>Cont</u>
<b><u>Adult</u></b>						
Bond Forfeiture	BF	1	1	1	0	1
Capias	CA	10	22	22	4	18
Felony	CF	13	46	46	19	27
Misdemeanor	CM	19	101	101	40	61
Family Abuse - Prot Order	FP	3	9	9	4	5
Motion - Prot Order	MP	2	3	3	3	-
Remand Support	RS	1	1	1	1	-
Show Cause	SC	23	82	82	26	56
Civil Support	VS	31	55	55	25	29
<b>Adult Total</b>		<b>103</b>	<b>320</b>	<b>320</b>	<b>122</b>	<b>197</b>
<b><u>Juvenile</u></b>						
Abuse or Neglect	AN	0	10	10	3	7
Custody Relief	CR	1	1	1	0	1
Child in Need of Services	CS	0	3	3	1	2
Custody Visitation	CV	92	166	166	68	98
Felony	DF	1	13	13	2	11
Misdemeanor	DM	13	55	55	19	36
Juv Support	JS	0	1	1	1	-
Permanency	PH	1	1	1	1	-
Petition	PT	0	2	2	1	1
Show Cause	SC	5	11	11	3	8
Status	ST	0	5	5	2	3
Traffic	T	11	11	14	10	4
Term Parental Rights	TP	0	1	1	1	-
Truancy	TR	2	7	7	1	6
<b>Juvenile Total</b>		<b>126</b>	<b>287</b>	<b>290</b>	<b>113</b>	<b>177</b>
<b>Montgomery Totals</b>		<b>229</b>	<b>607</b>	<b>610</b>	<b>235</b>	<b>374</b>



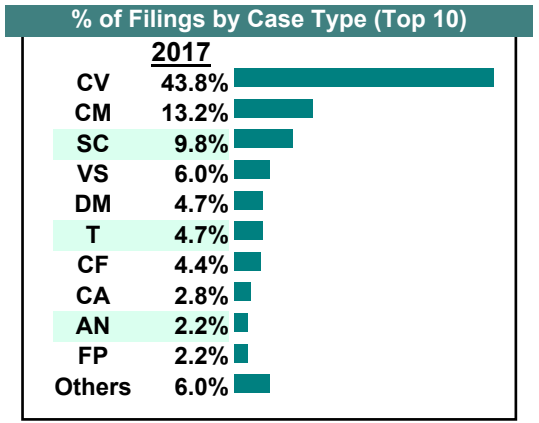
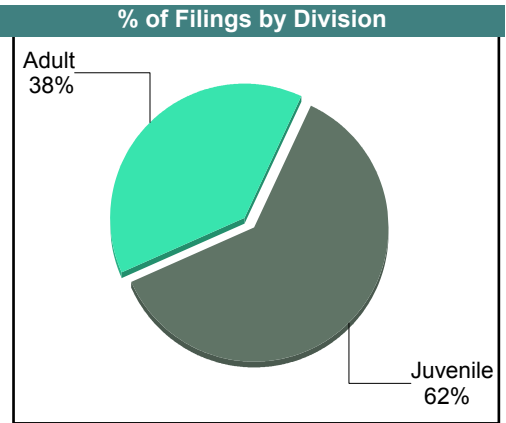

# CASELOAD STATISTICS OF THE JUVENILE & DOMESTIC RELATIONS COURTS

October 2017

Montgomery

District: 27

		Filings	Hearings	Transactions	Concluded	Cont
<b>Adult</b>						
Capias	CA	9	37	37	5	32
Felony	CF	14	52	52	23	29
Misdemeanor	CM	42	113	113	36	77
Family Abuse - Prot Order	FP	7	21	21	12	9
Motion - Prot Order	MP	2	3	3	2	1
Show Cause	SC	29	90	90	29	61
Civil Support	VS	19	61	61	31	30
<b>Adult Total</b>		<b>122</b>	<b>377</b>	<b>377</b>	<b>138</b>	<b>239</b>
<b>Juvenile</b>						
Abuse or Neglect	AN	7	19	19	3	16
Non-Family Abuse Prot Order	AP	0	2	2	0	2
Child in Need of Services	CS	1	1	1	0	1
Custody Visitation	CV	139	264	264	127	137
Felony	DF	1	25	25	3	22
Misdemeanor	DM	15	62	62	13	49
Foster Care Review	FC	1	1	1	1	-
Initial Foster Care	IF	6	6	6	5	1
Juv Support	JS	0	1	1	0	1
Motion - Prot Order	MP	1	1	1	1	-
Permanency	PH	1	1	1	1	-
Petition	PT	1	5	5	0	5
Show Cause	SC	2	5	5	2	3
Status	ST	3	7	7	0	7
Traffic	T	15	19	22	15	7
Term Parental Rights	TP	1	1	1	0	1
Truancy	TR	1	7	7	2	5
<b>Juvenile Total</b>		<b>195</b>	<b>427</b>	<b>430</b>	<b>173</b>	<b>257</b>
<b>Montgomery Totals</b>		<b>317</b>	<b>804</b>	<b>807</b>	<b>311</b>	<b>496</b>



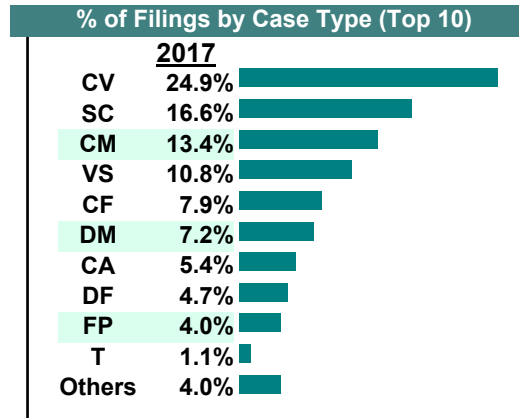
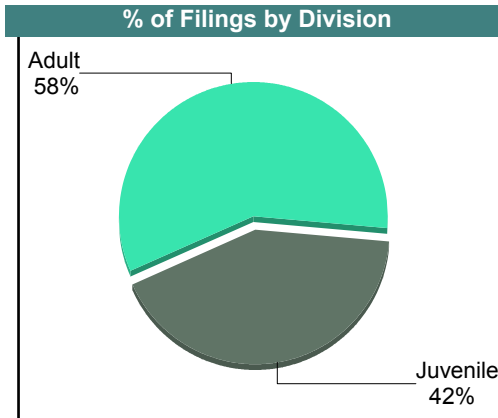
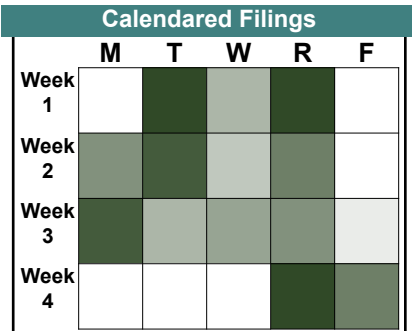
**CASELOAD STATISTICS OF THE JUVENILE & DOMESTIC RELATIONS COURTS**

September 2017

**Montgomery**

District: 27

		<u>Filings</u>	<u>Hearings</u>	<u>Transactions</u>	<u>Concluded</u>	<u>Cont</u>
<b>Adult</b>						
Non-Family Abuse Prot Order	AP	0	1	1	1	-
Capias	CA	15	34	34	9	25
Felony	CF	22	76	76	25	51
Misdemeanor	CM	37	110	110	35	75
Family Abuse - Prot Order	FP	11	19	19	7	12
Motion - Prot Order	MP	2	2	2	2	-
Show Cause	SC	44	69	69	18	51
Civil Support	VS	30	52	52	26	26
<b>Adult Total</b>		<b>161</b>	<b>363</b>	<b>363</b>	<b>123</b>	<b>240</b>
<b>Juvenile</b>						
Abuse or Neglect	AN	2	38	38	14	24
Non-Family Abuse Prot Order	AP	1	1	1	0	1
Custody Relief	CR	0	1	1	1	-
Child in Need of Services	CS	0	1	1	0	1
Custody Visitation	CV	69	139	139	76	63
Felony	DF	13	27	27	7	20
Misdemeanor	DM	20	47	47	9	38
Foster Care Review	FC	1	1	1	1	-
Initial Foster Care	IF	1	1	1	1	-
Juv Support	JS	1	1	1	0	1
Petition	PT	1	1	1	0	1
Show Cause	SC	2	3	3	1	2
Status	ST	2	2	2	2	-
Traffic	T	3	6	6	3	3
Truancy	TR	0	3	3	0	3
<b>Juvenile Total</b>		<b>116</b>	<b>272</b>	<b>272</b>	<b>115</b>	<b>157</b>
<b>Montgomery Totals</b>		<b>277</b>	<b>635</b>	<b>635</b>	<b>238</b>	<b>397</b>



CASELOAD STATISTICS OF THE JUVENILE & DOMESTIC RELATIONS COURTS

Montgomery

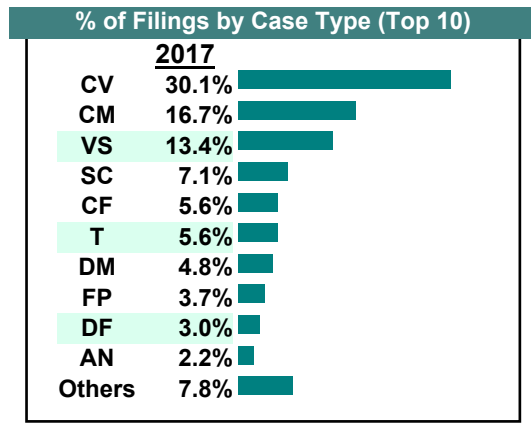
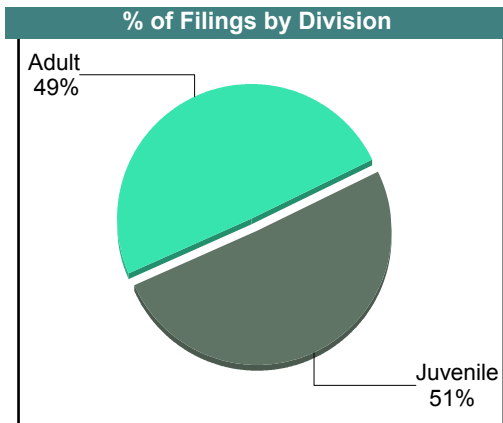

District: 27

August 2017

		Filings	Hearings	Transactions	Concluded	Cont
<b>Adult</b>						
Capias	CA	3	18	18	6	12
Felony	CF	15	49	49	22	27
Misdemeanor	CM	45	107	107	32	75
Family Abuse - Prot Order	FP	10	22	22	9	13
Motion - Prot Order	MP	3	4	4	3	1
Other	OT	2	3	3	3	-
Remand Support	RS	1	1	1	1	-
Show Cause	SC	18	84	84	46	38
Civil Support	VS	36	74	74	36	38
<b>Adult Total</b>		<b>133</b>	<b>362</b>	<b>362</b>	<b>158</b>	<b>204</b>

<b>Juvenile</b>						
Abuse or Neglect	AN	6	28	28	6	22
Custody Relief	CR	0	1	1	0	1
Child in Need of Services	CS	0	1	1	0	1
Custody Visitation	CV	81	193	193	100	93
Felony	DF	8	12	12	2	10
Misdemeanor	DM	13	37	37	16	21
Foster Care Review	FC	1	1	1	1	-
Initial Foster Care	IF	3	3	3	2	1
Petition	PT	2	2	2	0	2
Remand Custody	RC	4	4	4	4	-
Show Cause	SC	1	8	8	6	2
Status	ST	2	2	2	1	1
Traffic	T	15	14	17	12	5
Term Parental Rights	TP	0	5	5	4	1
Truancy	TR	0	5	5	2	3
<b>Juvenile Total</b>		<b>136</b>	<b>316</b>	<b>319</b>	<b>156</b>	<b>163</b>

<b>Montgomery Totals</b>		<b>269</b>	<b>678</b>	<b>681</b>	<b>314</b>	<b>367</b>
--------------------------	--	------------	------------	------------	------------	------------





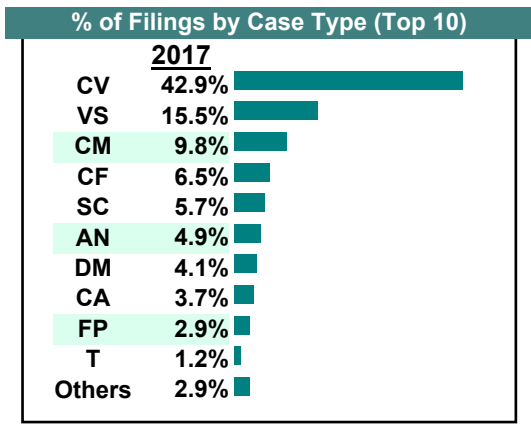
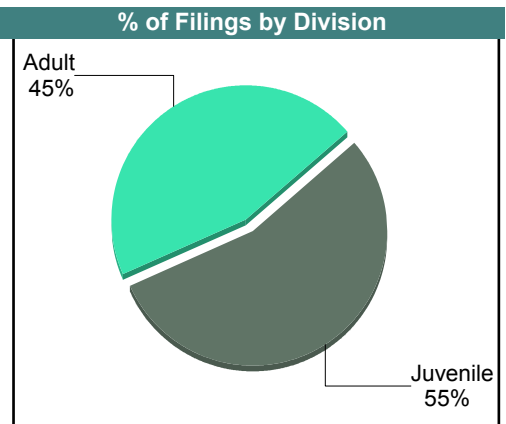

# CASELOAD STATISTICS OF THE JUVENILE & DOMESTIC RELATIONS COURTS

July 2017

Montgomery

District: 27

		<u>Filings</u>	<u>Hearings</u>	<u>Transactions</u>	<u>Concluded</u>	<u>Cont</u>
<b><u>Adult</u></b>						
Non-Family Abuse Prot Order	AP	0	1	1	0	1
Capias	CA	9	24	24	7	17
Felony	CF	16	53	53	5	48
Misdemeanor	CM	24	82	82	16	66
Family Abuse - Prot Order	FP	7	14	14	8	6
Motion - Prot Order	MP	1	3	3	1	2
Other	OT	1	1	1	0	1
Restricted O/L	RL	0	1	1	1	-
Show Cause	SC	14	86	86	53	33
SL/Other	SL	1	1	1	1	-
Civil Support	VS	38	63	63	36	27
<b>Adult Total</b>		<b>111</b>	<b>329</b>	<b>329</b>	<b>128</b>	<b>201</b>
<b><u>Juvenile</u></b>						
Abuse or Neglect	AN	12	29	29	4	25
Custody Relief	CR	1	1	1	0	1
Child in Need of Services	CS	1	2	2	1	1
Custody Visitation	CV	105	166	166	73	93
Felony	DF	1	9	9	4	5
Misdemeanor	DM	10	29	29	12	17
Foster Care Review	FC	1	1	1	1	-
Petition	PT	0	1	1	0	1
Status	ST	0	1	1	1	-
Traffic	T	3	7	7	4	3
Truancy	TR	0	3	3	0	3
<b>Juvenile Total</b>		<b>134</b>	<b>249</b>	<b>249</b>	<b>100</b>	<b>149</b>
<b>Montgomery Totals</b>		<b>245</b>	<b>578</b>	<b>578</b>	<b>228</b>	<b>350</b>



# CASELOAD STATISTICS OF THE JUVENILE & DOMESTIC RELATIONS COURTS

Montgomery

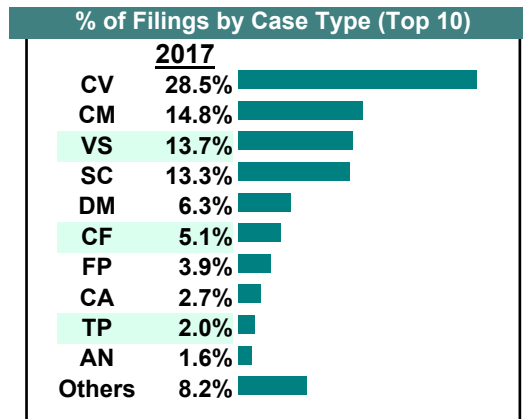
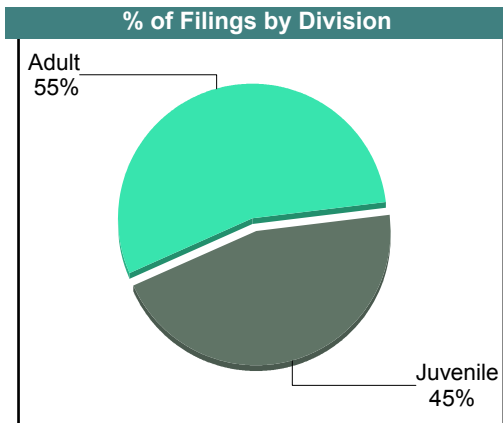

District: 27

June 2017

		Filings	Hearings	Transactions	Concluded	Cont
<b>Adult</b>						
Capias	CA	7	25	25	11	14
Felony	CF	13	54	54	14	40
Misdemeanor	CM	38	108	108	35	73
Family Abuse - Prot Order	FP	10	22	22	12	10
Motion - Prot Order	MP	2	2	2	1	1
Violation of PO	PV	1	1	1	1	-
Restricted O/L	RL	1	1	1	0	1
Show Cause	SC	33	108	108	36	72
Civil Support	VS	35	69	69	38	31
<b>Adult Total</b>		<b>140</b>	<b>390</b>	<b>390</b>	<b>148</b>	<b>242</b>

<b>Juvenile</b>						
Abuse or Neglect	AN	4	21	21	2	19
Custody Relief	CR	0	1	1	1	-
Child in Need of Services	CS	2	3	3	1	2
Custody Visitation	CV	73	179	179	92	87
Felony	DF	4	6	6	0	6
Misdemeanor	DM	16	37	37	11	26
Initial Foster Care	IF	1	1	1	1	-
Motion - Prot Order	MP	2	2	2	2	-
Permanency	PH	3	3	3	3	-
Petition	PT	0	1	1	1	-
Show Cause	SC	1	4	4	3	1
Status	ST	1	2	2	0	2
Traffic	T	4	15	15	12	3
Term Parental Rights	TP	5	8	8	1	7
Truancy	TR	0	8	8	2	6
<b>Juvenile Total</b>		<b>116</b>	<b>291</b>	<b>291</b>	<b>132</b>	<b>159</b>

<b>Montgomery Totals</b>		<b>256</b>	<b>681</b>	<b>681</b>	<b>280</b>	<b>401</b>
--------------------------	--	------------	------------	------------	------------	------------



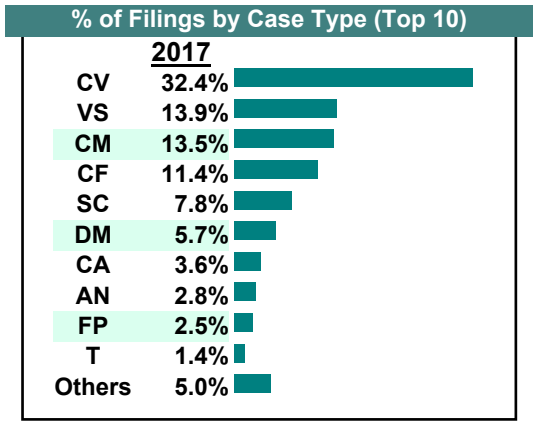
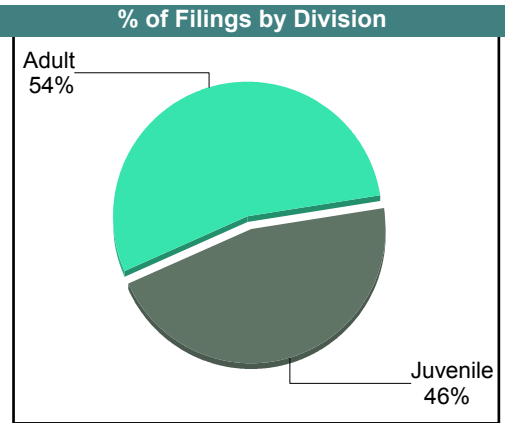

**CASELOAD STATISTICS OF THE JUVENILE & DOMESTIC RELATIONS COURTS**

**Montgomery**

District: 27

May 2017

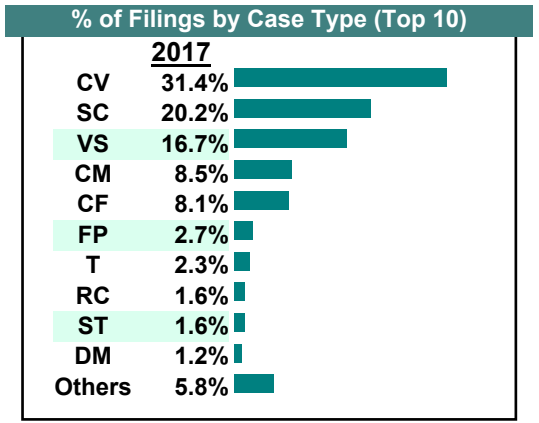
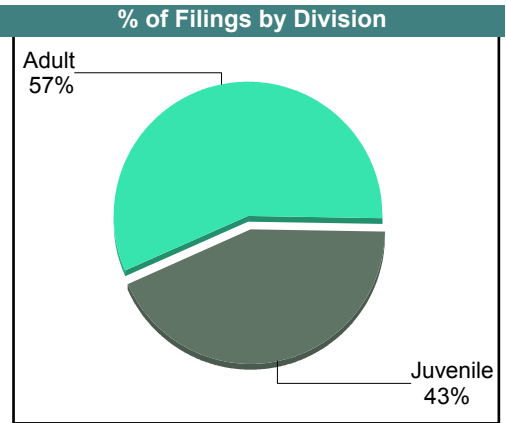
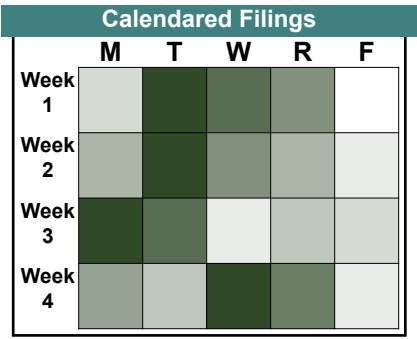
		<u>Filings</u>	<u>Hearings</u>	<u>Transactions</u>	<u>Concluded</u>	<u>Cont</u>
<b><u>Adult</u></b>						
Capias	CA	10	28	28	6	22
Felony	CF	32	66	66	11	55
Misdemeanor	CM	38	96	96	27	69
Family Abuse - Prot Order	FP	7	16	16	7	9
Motion - Prot Order	MP	1	1	1	1	-
Other	OT	2	6	6	6	-
Remand Support	RS	2	2	2	2	-
Show Cause	SC	21	105	105	43	62
Civil Support	VS	39	81	81	49	32
<b>Adult Total</b>		<b>152</b>	<b>401</b>	<b>401</b>	<b>152</b>	<b>249</b>
<b><u>Juvenile</u></b>						
Abuse or Neglect	AN	8	9	9	1	8
Custody Relief	CR	0	2	2	0	2
Custody Visitation	CV	91	189	189	107	82
Felony	DF	1	10	10	3	7
Misdemeanor	DM	16	46	46	14	32
Motion - Prot Order	MP	0	1	1	1	-
Permanency	PH	1	1	1	1	-
Petition	PT	1	2	2	0	2
Remand Custody	RC	2	2	2	2	-
Child at Risk	RI	1	2	2	1	1
Show Cause	SC	1	10	10	1	9
Status	ST	1	1	1	0	1
Traffic	T	4	7	7	3	4
Term Parental Rights	TP	0	2	2	2	-
Truancy	TR	2	14	14	1	13
<b>Juvenile Total</b>		<b>129</b>	<b>298</b>	<b>298</b>	<b>137</b>	<b>161</b>
<b>Montgomery Totals</b>		<b>281</b>	<b>699</b>	<b>699</b>	<b>289</b>	<b>410</b>



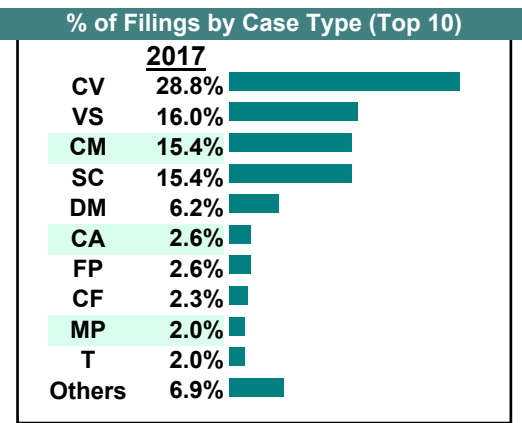
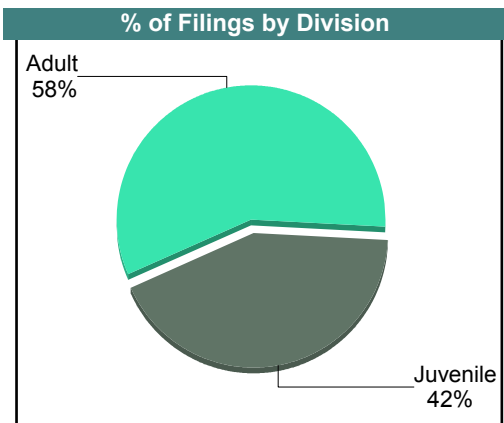

		<u>Filings</u>	<u>Hearings</u>	<u>Transactions</u>	<u>Concluded</u>	<u>Cont</u>
<b>Adult</b>						
Non-Family Abuse Prot Order	AP	0	1	1	0	1
Bond Forfeiture	BF	1	1	1	1	-
Capias	CA	1	12	12	3	9
Felony	CF	21	36	36	8	28
Misdemeanor	CM	22	82	82	27	55
Family Abuse - Prot Order	FP	7	17	17	7	10
Restricted O/L	RL	1	1	1	1	-
Show Cause	SC	48	139	139	53	86
SL/Other	SL	3	3	3	3	-
Civil Support	VS	43	79	79	37	42
<b>Adult Total</b>		<b>147</b>	<b>371</b>	<b>371</b>	<b>140</b>	<b>231</b>

<b>Juvenile</b>						
Abuse or Neglect	AN	2	5	5	3	2
Custody Relief	CR	0	1	1	1	-
Custody Visitation	CV	81	187	187	93	94
Felony	DF	0	16	16	7	9
Misdemeanor	DM	3	45	45	21	24
Initial Foster Care	IF	2	2	2	2	-
Motion - Prot Order	MP	1	1	1	0	1
Permanency	PH	2	2	2	2	-
Petition	PT	1	3	3	2	1
Remand Custody	RC	4	4	4	4	-
Show Cause	SC	4	8	8	3	5
Status	ST	4	4	4	4	-
Traffic	T	6	8	8	2	6
Truancy	TR	1	4	4	0	4
<b>Juvenile Total</b>		<b>111</b>	<b>290</b>	<b>290</b>	<b>144</b>	<b>146</b>

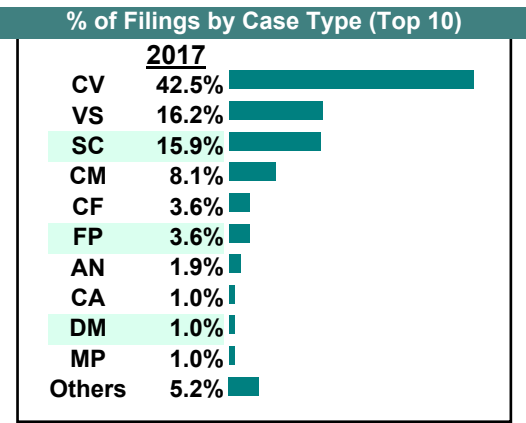
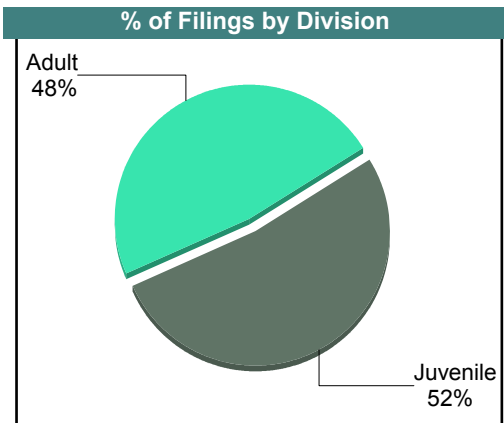

<b>Montgomery Totals</b>		<b>258</b>	<b>661</b>	<b>661</b>	<b>284</b>	<b>377</b>
--------------------------	--	------------	------------	------------	------------	------------



		<u>Filings</u>	<u>Hearings</u>	<u>Transactions</u>	<u>Concluded</u>	<u>Cont</u>
<b>Adult</b>						
Non-Family Abuse Prot Order	AP	2	3	3	1	2
Capias	CA	8	39	39	11	28
Felony	CF	7	36	36	10	26
Misdemeanor	CM	47	130	130	42	88
Family Abuse - Prot Order	FP	8	25	25	12	13
Motion - Prot Order	MP	6	8	8	6	2
Other	OT	3	3	3	2	1
Show Cause	SC	45	175	175	76	99
SL/Other	SL	1	1	1	1	-
Civil Support	VS	49	94	94	54	40
<b>Adult Total</b>		<b>176</b>	<b>514</b>	<b>514</b>	<b>215</b>	<b>299</b>
<b>Juvenile</b>						
Abuse or Neglect	AN	1	7	7	0	7
Custody Relief	CR	0	1	1	0	1
Custody Visitation	CV	88	241	241	98	143
Felony	DF	0	11	11	0	11
Misdemeanor	DM	19	40	40	5	35
Emancipation	EP	1	1	1	1	-
Petition	PT	1	3	3	1	2
Remand Custody	RC	3	3	3	3	-
Remand Visitation	RV	3	3	3	3	-
Show Cause	SC	2	10	10	3	7
Status	ST	0	2	2	2	-
Traffic	T	6	9	9	5	4
Term Parental Rights	TP	0	5	5	1	4
Truancy	TR	5	12	12	2	10
Voluntary Continuing Services Agreement	VA	1	1	1	1	-
<b>Juvenile Total</b>		<b>130</b>	<b>349</b>	<b>349</b>	<b>125</b>	<b>224</b>
<b>Montgomery Totals</b>		<b>306</b>	<b>863</b>	<b>863</b>	<b>340</b>	<b>523</b>



		<u>Filings</u>	<u>Hearings</u>	<u>Transactions</u>	<u>Concluded</u>	<u>Cont</u>
<b>Adult</b>						
Capias	CA	3	21	21	5	16
Felony	CF	11	37	37	10	27
Misdemeanor	CM	25	94	94	36	58
Family Abuse - Prot Order	FP	11	19	19	7	12
Motion - Prot Order	MP	3	5	5	4	1
Other	OT	0	1	1	1	-
Violation of PO	PV	1	1	1	1	-
Show Cause	SC	43	124	124	30	94
Civil Support	VS	50	75	75	36	39
<b>Adult Total</b>		<b>147</b>	<b>377</b>	<b>377</b>	<b>130</b>	<b>247</b>
<b>Juvenile</b>						
Abuse or Neglect	AN	6	12	12	4	8
Custody Relief	CR	2	2	2	0	2
Custody Visitation	CV	131	225	225	110	115
Felony	DF	1	11	11	4	7
Misdemeanor	DM	3	38	38	15	23
Emancipation	EP	1	1	1	1	-
Foster Care Review	FC	1	1	1	1	-
Juv Support	JS	0	1	1	1	-
Permanency	PH	1	1	1	1	-
Petition	PT	2	2	2	0	2
Remand Custody	RC	1	1	1	1	-
Show Cause	SC	6	13	13	4	9
Status	ST	0	2	2	0	2
Traffic	T	1	5	5	4	1
Term Parental Rights	TP	2	2	2	0	2
Truancy	TR	2	5	5	3	2
Voluntary Continuing Services Agreement	VA	1	1	1	1	-
<b>Juvenile Total</b>		<b>161</b>	<b>323</b>	<b>323</b>	<b>150</b>	<b>173</b>
<b>Montgomery Totals</b>		<b>308</b>	<b>700</b>	<b>700</b>	<b>280</b>	<b>420</b>



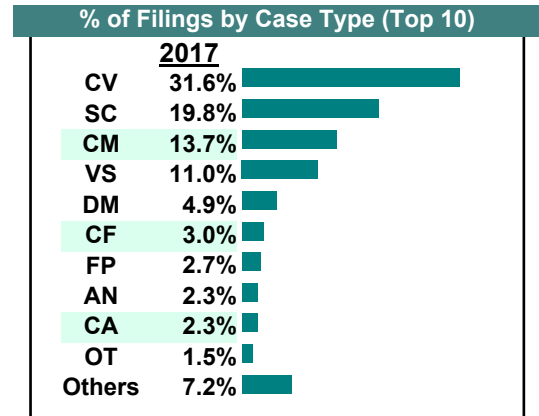
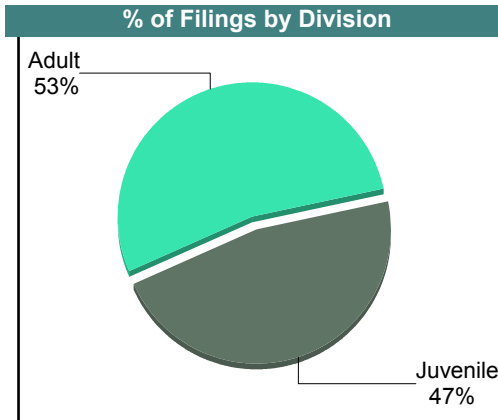
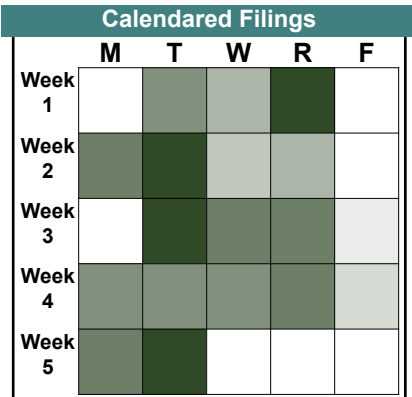
**CASELOAD STATISTICS OF THE JUVENILE & DOMESTIC RELATIONS COURTS**

**Montgomery**

District: 27

January 2017

		<u>Filings</u>	<u>Hearings</u>	<u>Transactions</u>	<u>Concluded</u>	<u>Cont</u>
<b><u>Adult</u></b>						
Capias	CA	6	14	14	3	11
Felony	CF	8	32	32	14	18
Misdemeanor	CM	36	107	107	39	68
Family Abuse - Prot Order	FP	7	12	12	4	8
Motion - Prot Order	MP	1	1	1	1	-
Other	OT	4	4	4	0	4
Remand Support	RS	1	1	1	1	-
Show Cause	SC	48	134	134	47	87
Civil Support	VS	29	53	53	27	26
<b>Adult Total</b>		<b>140</b>	<b>358</b>	<b>358</b>	<b>136</b>	<b>222</b>
<b><u>Juvenile</u></b>						
Abuse or Neglect	AN	6	8	8	4	4
Child in Need of Services	CS	1	1	1	1	-
Custody Visitation	CV	83	189	189	76	113
Felony	DF	1	26	26	10	16
Misdemeanor	DM	13	48	48	21	27
Foster Care Review	FC	3	3	3	3	-
Initial Foster Care	IF	0	1	1	1	-
Petition	PT	0	1	1	1	-
Remand Custody	RC	1	1	1	1	-
Show Cause	SC	4	6	6	2	4
Status	ST	4	5	5	3	2
Traffic	T	4	9	10	7	3
Term Parental Rights	TP	2	5	5	2	3
Truancy	TR	1	7	7	0	7
<b>Juvenile Total</b>		<b>123</b>	<b>310</b>	<b>311</b>	<b>132</b>	<b>179</b>
<b>Montgomery Totals</b>		<b>263</b>	<b>668</b>	<b>669</b>	<b>268</b>	<b>401</b>

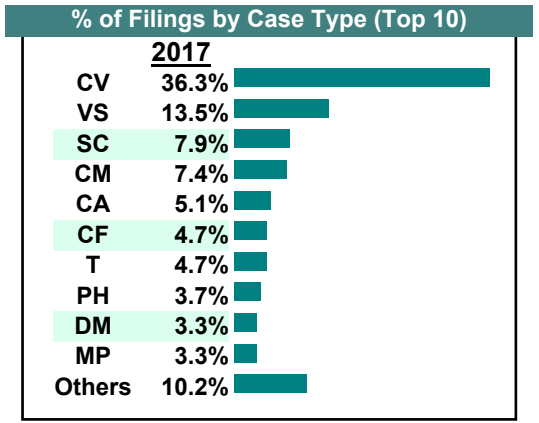
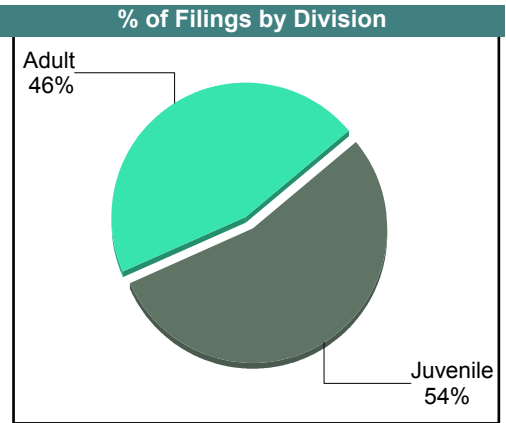



# CASELOAD STATISTICS OF THE JUVENILE & DOMESTIC RELATIONS COURTS

December 2017

**Pulaski**  
District: 27

		<u>Filings</u>	<u>Hearings</u>	<u>Transactions</u>	<u>Concluded</u>	<u>Cont</u>
<b><u>Adult</u></b>						
Non-Family Abuse Prot Order	AP	1	3	3	2	1
Capias	CA	10	15	15	7	8
Felony	CF	10	30	30	13	17
Misdemeanor	CM	16	55	55	16	39
Family Abuse - Prot Order	FP	4	9	9	5	4
Motion - Prot Order	MP	7	7	7	7	-
Other	OT	2	2	2	1	1
Violation of PO	PV	3	3	3	3	-
Show Cause	SC	16	43	43	18	25
Civil Support	VS	29	43	43	28	15
<b>Adult Total</b>		<b>98</b>	<b>210</b>	<b>210</b>	<b>100</b>	<b>110</b>
<b><u>Juvenile</u></b>						
Abuse or Neglect	AN	3	10	10	6	4
Non-Family Abuse Prot Order	AP	0	1	1	1	-
Capias	CA	1	2	2	1	1
Custody Visitation	CV	78	135	135	54	81
Felony	DF	0	9	9	2	7
Misdemeanor	DM	7	21	21	7	14
Foster Care Review	FC	2	2	2	2	-
Initial Foster Care	IF	2	2	2	2	-
Permanency	PH	8	9	9	8	1
Petition	PT	0	1	1	1	-
Show Cause	SC	1	2	2	1	1
Status	ST	4	5	5	2	3
Traffic	T	10	14	14	3	11
Truancy	TR	1	1	1	0	1
<b>Juvenile Total</b>		<b>117</b>	<b>214</b>	<b>214</b>	<b>90</b>	<b>124</b>
<b>Pulaski Totals</b>		<b>215</b>	<b>424</b>	<b>424</b>	<b>190</b>	<b>234</b>



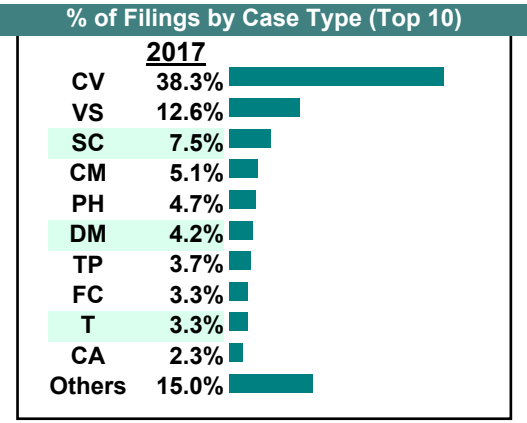
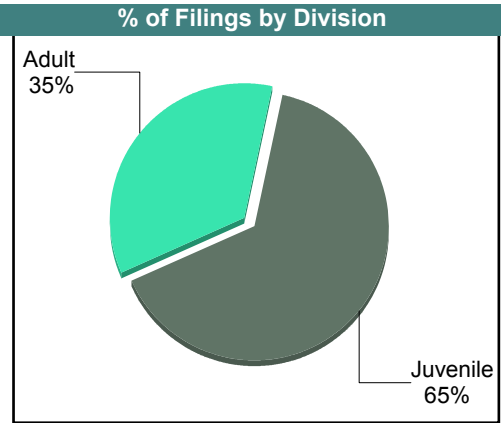
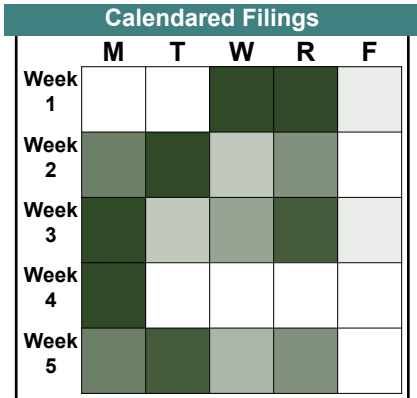


**CASELOAD STATISTICS OF THE JUVENILE & DOMESTIC RELATIONS COURTS**

November 2017

**Pulaski**  
District: 27

		<u>Filings</u>	<u>Hearings</u>	<u>Transactions</u>	<u>Concluded</u>	<u>Cont</u>
<b><u>Adult</u></b>						
Non-Family Abuse Prot Order	AP	2	7	7	4	3
Capias	CA	5	12	12	7	5
Felony	CF	4	22	22	7	15
Misdemeanor	CM	11	92	92	39	53
Family Abuse - Prot Order	FP	2	9	9	7	2
Motion - Prot Order	MP	4	4	4	4	-
Violation of PO	PV	2	2	2	2	-
Restricted O/L	RL	1	1	1	1	-
Remand Support	RS	1	1	1	1	-
Show Cause	SC	16	43	43	18	25
Civil Support	VS	27	47	47	29	18
<b>Adult Total</b>		<b>75</b>	<b>240</b>	<b>240</b>	<b>119</b>	<b>121</b>
<b><u>Juvenile</u></b>						
Abuse or Neglect	AN	4	9	9	3	6
Non-Family Abuse Prot Order	AP	0	1	1	0	1
Child in Need of Services	CS	0	1	1	0	1
Custody Visitation	CV	82	189	189	105	84
Felony	DF	1	13	13	1	12
Misdemeanor	DM	9	41	41	14	27
Foster Care Review	FC	7	7	7	7	-
Initial Foster Care	IF	2	2	2	2	-
Permanency	PH	10	10	10	9	1
Petition	PT	0	1	1	1	-
Remand Custody	RC	2	2	2	2	-
Child at Risk	RI	0	1	1	1	-
Remand Visitation	RV	4	4	4	4	-
Show Cause	SC	0	2	2	2	-
Status	ST	2	6	6	3	3
Traffic	T	7	10	10	4	6
Term Parental Rights	TP	8	8	8	4	4
Voluntary Continuing Services Agreement	VA	1	1	1	1	-
<b>Juvenile Total</b>		<b>139</b>	<b>308</b>	<b>308</b>	<b>163</b>	<b>145</b>
<b>Pulaski Totals</b>		<b>214</b>	<b>548</b>	<b>548</b>	<b>282</b>	<b>266</b>

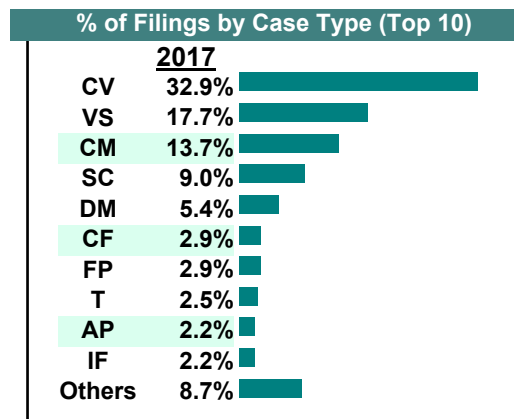
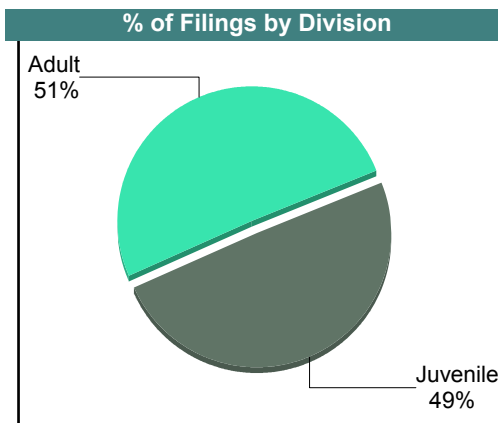
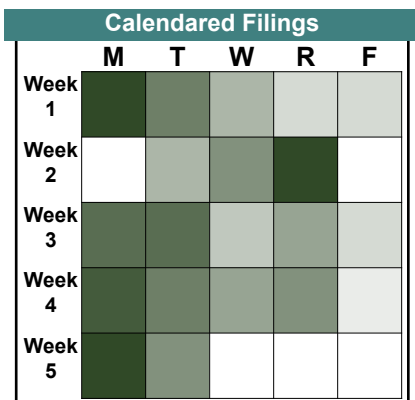


# CASELOAD STATISTICS OF THE JUVENILE & DOMESTIC RELATIONS COURTS

October 2017

**Pulaski**  
District: 27

		<u>Filings</u>	<u>Hearings</u>	<u>Transactions</u>	<u>Concluded</u>	<u>Cont</u>
<b><u>Adult</u></b>						
Non-Family Abuse Prot Order	AP	6	8	8	1	7
Capias	CA	1	6	6	3	3
Felony	CF	8	45	45	16	29
Misdemeanor	CM	38	89	89	32	57
Family Abuse - Prot Order	FP	8	19	19	7	12
Motion - Prot Order	MP	1	2	2	1	1
Other	OT	1	1	1	1	-
Violation of PO	PV	3	3	3	3	-
Show Cause	SC	25	69	69	29	40
Civil Support	VS	49	59	59	37	22
<b>Adult Total</b>		<b>140</b>	<b>301</b>	<b>301</b>	<b>130</b>	<b>171</b>
<b><u>Juvenile</u></b>						
Abuse or Neglect	AN	2	13	13	6	7
Non-Family Abuse Prot Order	AP	0	1	1	0	1
Capias	CA	1	1	1	0	1
Child in Need of Services	CS	1	2	2	0	2
Custody Visitation	CV	91	168	168	89	79
Felony	DF	0	8	8	2	6
Misdemeanor	DM	15	29	31	10	21
Foster Care Review	FC	3	3	3	3	-
Initial Foster Care	IF	6	6	6	6	-
Permanency	PH	4	5	5	4	1
Petition	PT	2	3	3	2	1
Show Cause	SC	0	3	3	1	2
Status	ST	1	1	1	0	1
Traffic	T	7	9	10	5	5
Term Parental Rights	TP	2	4	4	2	2
Truancy	TR	2	3	3	3	-
<b>Juvenile Total</b>		<b>137</b>	<b>259</b>	<b>262</b>	<b>133</b>	<b>129</b>
<b>Pulaski Totals</b>		<b>277</b>	<b>560</b>	<b>563</b>	<b>263</b>	<b>300</b>

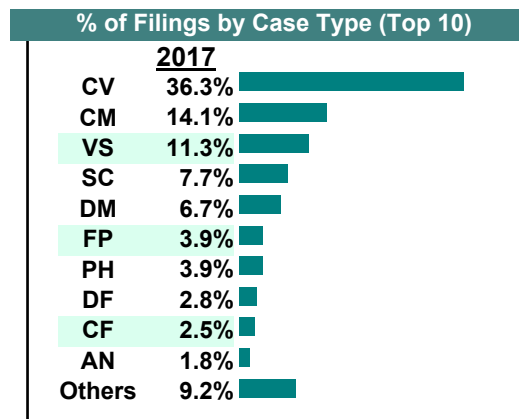
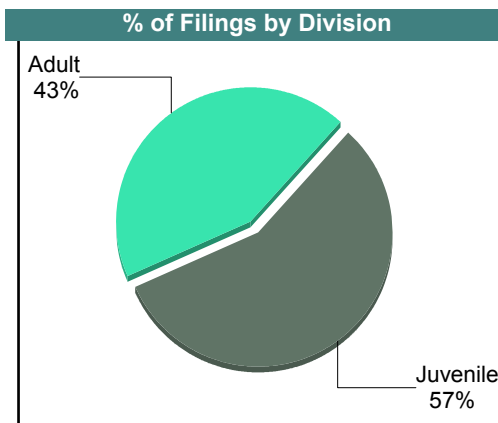



**CASELOAD STATISTICS OF THE JUVENILE & DOMESTIC RELATIONS COURTS**

September 2017

**Pulaski**  
District: 27

		<u>Filings</u>	<u>Hearings</u>	<u>Transactions</u>	<u>Concluded</u>	<u>Cont</u>
<b><u>Adult</u></b>						
Capias	CA	5	14	14	5	9
Felony	CF	7	28	28	10	18
Misdemeanor	CM	40	105	105	16	89
Family Abuse - Prot Order	FP	11	15	15	6	9
Motion - Prot Order	MP	1	1	1	1	-
Other	OT	3	3	3	3	-
Protective Order	PC	1	1	1	1	-
Violation of PO	PV	2	2	2	2	-
Show Cause	SC	21	65	65	24	41
Civil Support	VS	32	51	51	37	14
<b>Adult Total</b>		<b>123</b>	<b>285</b>	<b>285</b>	<b>105</b>	<b>180</b>
<b><u>Juvenile</u></b>						
Abuse or Neglect	AN	5	16	16	2	14
Non-Family Abuse Prot Order	AP	1	1	1	0	1
Child in Need of Services	CS	1	4	4	2	2
Custody Visitation	CV	103	212	212	122	90
Felony	DF	8	17	17	0	17
Misdemeanor	DM	19	41	42	10	32
Foster Care Review	FC	3	3	3	3	-
Initial Foster Care	IF	3	3	3	3	-
Permanency	PH	11	11	11	11	-
Petition	PT	1	2	2	0	2
Child at Risk	RI	0	2	2	2	-
Show Cause	SC	1	6	6	2	4
Status	ST	1	2	2	1	1
Traffic	T	4	10	11	7	4
Term Parental Rights	TP	0	3	3	3	-
Truancy	TR	0	5	5	4	1
<b>Juvenile Total</b>		<b>161</b>	<b>338</b>	<b>340</b>	<b>172</b>	<b>168</b>
<b>Pulaski Totals</b>		<b>284</b>	<b>623</b>	<b>625</b>	<b>277</b>	<b>348</b>



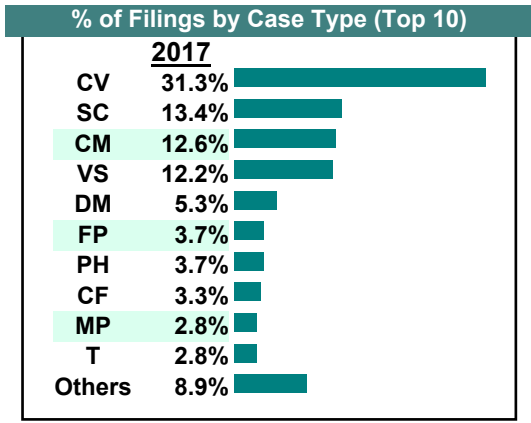
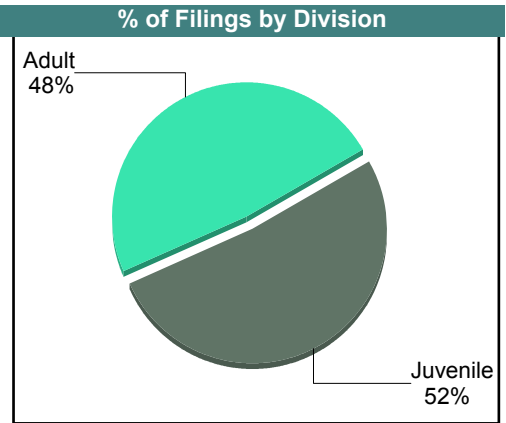

# CASELOAD STATISTICS OF THE JUVENILE & DOMESTIC RELATIONS COURTS

August 2017

Pulaski

District: 27

		<u>Filings</u>	<u>Hearings</u>	<u>Transactions</u>	<u>Concluded</u>	<u>Cont</u>
<b>Adult</b>						
Capias	CA	4	14	14	7	7
Felony	CF	8	41	41	13	28
Misdemeanor	CM	31	110	110	45	65
Family Abuse - Prot Order	FP	9	27	27	18	9
Motion - Prot Order	MP	3	3	3	3	-
Violation of PO	PV	6	6	6	6	-
Show Cause	SC	28	60	60	25	35
Civil Support	VS	30	40	40	29	11
<b>Adult Total</b>		<b>119</b>	<b>301</b>	<b>301</b>	<b>146</b>	<b>155</b>
<b>Juvenile</b>						
Abuse or Neglect	AN	5	13	13	3	10
Capias	CA	0	1	1	1	-
Child in Need of Services	CS	0	1	1	1	-
Custody Visitation	CV	77	143	143	68	75
Felony	DF	1	6	6	1	5
Misdemeanor	DM	13	31	31	12	19
Foster Care Review	FC	2	2	2	2	-
Initial Foster Care	IF	3	3	3	3	-
Motion - Prot Order	MP	4	4	4	4	-
Permanency	PH	9	11	11	10	1
Child at Risk	RI	0	6	6	4	2
Show Cause	SC	5	9	9	2	7
Status	ST	1	1	1	0	1
Traffic	T	7	7	8	4	4
Truancy	TR	0	7	7	3	4
Voluntary Continuing Services Agreement	VA	0	1	1	1	-
<b>Juvenile Total</b>		<b>127</b>	<b>246</b>	<b>247</b>	<b>119</b>	<b>128</b>
<b>Pulaski Totals</b>		<b>246</b>	<b>547</b>	<b>548</b>	<b>265</b>	<b>283</b>

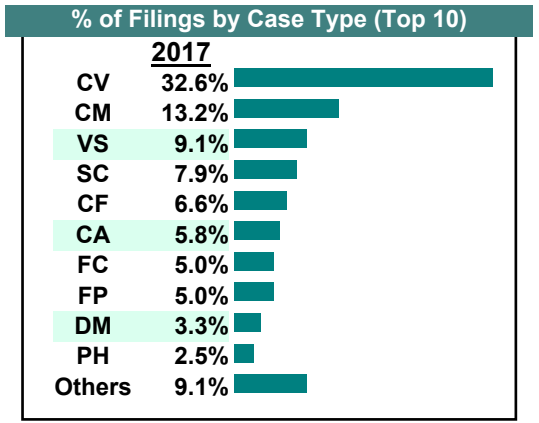
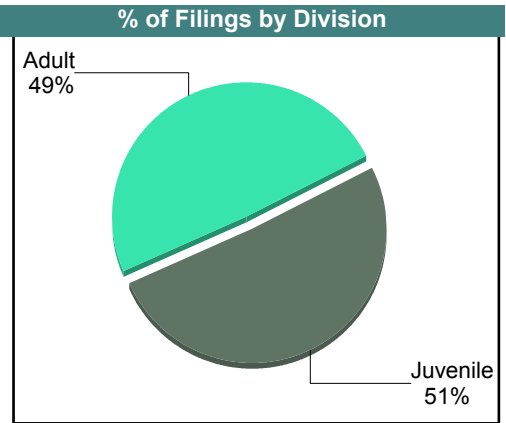



**CASELOAD STATISTICS OF THE JUVENILE & DOMESTIC RELATIONS COURTS**

July 2017

**Pulaski**  
District: 27

		<u>Filings</u>	<u>Hearings</u>	<u>Transactions</u>	<u>Concluded</u>	<u>Cont</u>
<b><u>Adult</u></b>						
Capias	CA	13	36	36	21	15
Felony	CF	16	45	45	9	36
Misdemeanor	CM	32	89	89	21	68
Family Abuse - Prot Order	FP	12	22	22	6	16
Motion - Prot Order	MP	1	1	1	1	-
Violation of PO	PV	5	5	5	5	-
Show Cause	SC	18	78	78	31	47
Civil Support	VS	22	35	35	24	11
<b>Adult Total</b>		<b>119</b>	<b>311</b>	<b>311</b>	<b>118</b>	<b>193</b>
<b><u>Juvenile</u></b>						
Abuse or Neglect	AN	1	5	5	1	4
Capias	CA	1	1	1	0	1
Child in Need of Services	CS	2	3	3	0	3
Custody Visitation	CV	79	131	131	54	77
Felony	DF	2	9	9	4	5
Misdemeanor	DM	8	37	37	25	12
Emancipation	EP	1	1	1	1	-
Foster Care Review	FC	12	17	17	12	5
Permanency	PH	6	8	8	5	3
Petition	PT	0	1	1	1	-
Child at Risk	RI	2	6	6	0	6
Show Cause	SC	1	22	22	20	2
Status	ST	0	1	1	1	-
Traffic	T	5	12	12	8	4
Term Parental Rights	TP	2	2	2	0	2
Voluntary Continuing Services Agreement	VA	1	1	1	0	1
<b>Juvenile Total</b>		<b>123</b>	<b>257</b>	<b>257</b>	<b>132</b>	<b>125</b>
<b>Pulaski Totals</b>		<b>242</b>	<b>568</b>	<b>568</b>	<b>250</b>	<b>318</b>

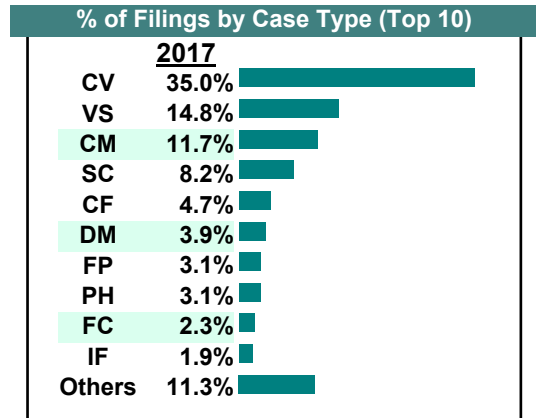
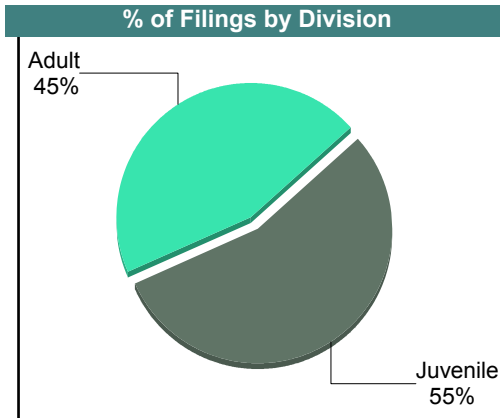
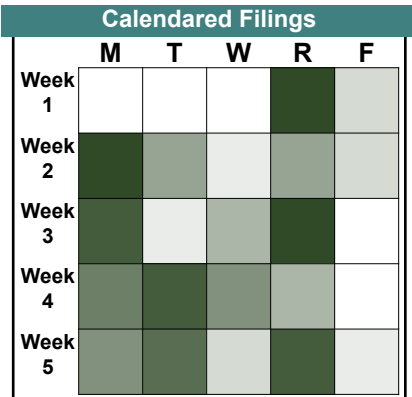


# CASELOAD STATISTICS OF THE JUVENILE & DOMESTIC RELATIONS COURTS

June 2017

**Pulaski**  
District: 27

		<u>Filings</u>	<u>Hearings</u>	<u>Transactions</u>	<u>Concluded</u>	<u>Cont</u>
<b><u>Adult</u></b>						
Capias	CA	2	20	20	5	15
Felony	CF	12	37	37	14	23
Misdemeanor	CM	30	81	81	22	59
Family Abuse - Prot Order	FP	8	16	16	7	9
Motion - Prot Order	MP	4	4	4	4	-
Violation of PO	PV	2	2	2	2	-
Show Cause	SC	20	64	64	24	40
Civil Support	VS	38	67	67	41	26
<b>Adult Total</b>		<b>116</b>	<b>291</b>	<b>291</b>	<b>119</b>	<b>172</b>
<b><u>Juvenile</u></b>						
Abuse or Neglect	AN	3	10	10	3	7
Child in Need of Services	CS	1	3	3	1	2
Custody Visitation	CV	90	182	182	91	91
Felony	DF	1	12	12	10	2
Misdemeanor	DM	10	35	35	12	23
Foster Care Review	FC	6	6	6	6	-
Initial Foster Care	IF	5	5	5	5	-
Permanency	PH	8	10	10	10	-
Petition	PT	1	3	3	1	2
Child at Risk	RI	4	13	13	4	9
Show Cause	SC	1	3	3	3	-
Status	ST	1	2	2	0	2
Traffic	T	3	5	5	3	2
Term Parental Rights	TP	4	4	4	3	1
Truancy	TR	3	4	4	0	4
<b>Juvenile Total</b>		<b>141</b>	<b>297</b>	<b>297</b>	<b>152</b>	<b>145</b>
<b>Pulaski Totals</b>		<b>257</b>	<b>588</b>	<b>588</b>	<b>271</b>	<b>317</b>

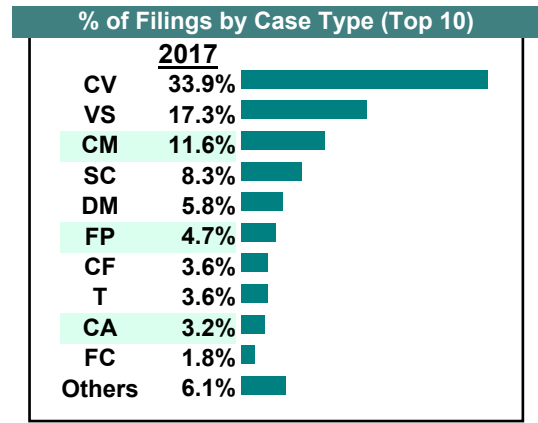
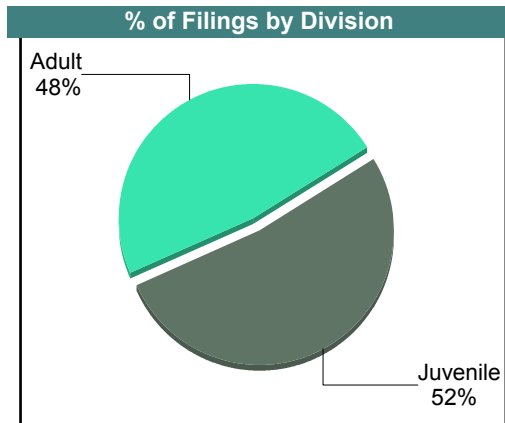



# CASELOAD STATISTICS OF THE JUVENILE & DOMESTIC RELATIONS COURTS

May 2017

**Pulaski**  
District: 27

		<u>Filings</u>	<u>Hearings</u>	<u>Transactions</u>	<u>Concluded</u>	<u>Cont</u>
<b><u>Adult</u></b>						
Capias	CA	8	15	15	2	13
Felony	CF	10	40	40	9	31
Misdemeanor	CM	32	90	90	26	64
Family Abuse - Prot Order	FP	13	26	26	17	9
Motion - Prot Order	MP	1	1	1	1	-
Violation of PO	PV	1	1	1	1	-
Remand Support	RS	1	1	1	1	-
Show Cause	SC	18	82	82	44	38
Civil Support	VS	48	71	71	49	22
<b>Adult Total</b>		<b>132</b>	<b>327</b>	<b>327</b>	<b>150</b>	<b>177</b>
<b><u>Juvenile</u></b>						
Abuse or Neglect	AN	2	9	9	2	7
Capias	CA	1	1	1	0	1
Child in Need of Services	CS	0	1	1	1	-
Custody Visitation	CV	94	159	159	93	66
Felony	DF	1	7	7	5	2
Misdemeanor	DM	16	27	27	6	21
Foster Care Review	FC	5	5	5	5	-
Initial Foster Care	IF	2	2	2	2	-
Protective Order	PC	1	2	2	1	1
Permanency	PH	3	3	3	1	2
Petition	PT	1	2	2	2	-
Child at Risk	RI	0	5	5	3	2
Show Cause	SC	5	9	9	3	6
Status	ST	3	4	4	3	1
Traffic	T	10	13	14	9	5
Truancy	TR	1	6	6	1	5
<b>Juvenile Total</b>		<b>145</b>	<b>255</b>	<b>256</b>	<b>137</b>	<b>119</b>
<b>Pulaski Totals</b>		<b>277</b>	<b>582</b>	<b>583</b>	<b>287</b>	<b>296</b>



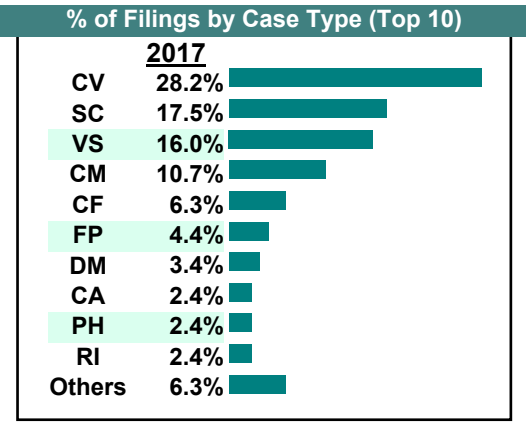
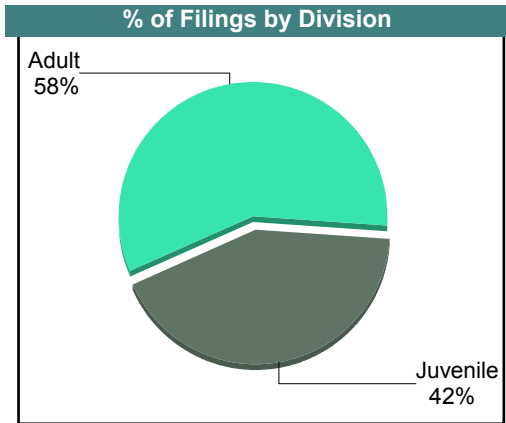
**CASELOAD STATISTICS OF THE JUVENILE & DOMESTIC RELATIONS COURTS**

April 2017

**Pulaski**  
District: 27

		<u>Filings</u>	<u>Hearings</u>	<u>Transactions</u>	<u>Concluded</u>	<u>Cont</u>
<b><u>Adult</u></b>						
Capias	CA	5	11	11	4	7
Felony	CF	13	39	39	4	35
Misdemeanor	CM	22	71	71	19	52
Family Abuse - Prot Order	FP	9	18	18	9	9
Motion - Prot Order	MP	2	3	3	2	1
Violation of PO	PV	1	1	1	1	-
Show Cause	SC	34	83	83	28	55
Civil Support	VS	33	49	49	31	18
<b>Adult Total</b>		<b>119</b>	<b>275</b>	<b>275</b>	<b>98</b>	<b>177</b>
<b><u>Juvenile</u></b>						
Abuse or Neglect	AN	1	7	7	2	5
Capias	CA	0	1	1	1	-
Custody Visitation	CV	58	135	135	67	68
Felony	DF	0	2	2	1	1
Misdemeanor	DM	7	27	27	10	17
Foster Care Review	FC	2	2	2	2	-
Initial Foster Care	IF	2	2	2	2	-
Permanency	PH	5	5	5	5	-
Petition	PT	1	2	2	0	2
Remand Custody	RC	1	1	1	1	-
Child at Risk	RI	5	10	10	0	10
Remand Visitation	RV	1	1	1	1	-
Show Cause	SC	2	2	2	0	2
Status	ST	1	1	1	1	-
Traffic	T	1	6	7	5	2
<b>Juvenile Total</b>		<b>87</b>	<b>204</b>	<b>205</b>	<b>98</b>	<b>107</b>
<b>Pulaski Totals</b>		<b>206</b>	<b>479</b>	<b>480</b>	<b>196</b>	<b>284</b>

<b>Calendared Filings</b>					
	<b>M</b>	<b>T</b>	<b>W</b>	<b>R</b>	<b>F</b>
Week 1	■	■	■	■	
Week 2	■	■	■	■	
Week 3	■	■	■	■	
Week 4	■	■	■	■	



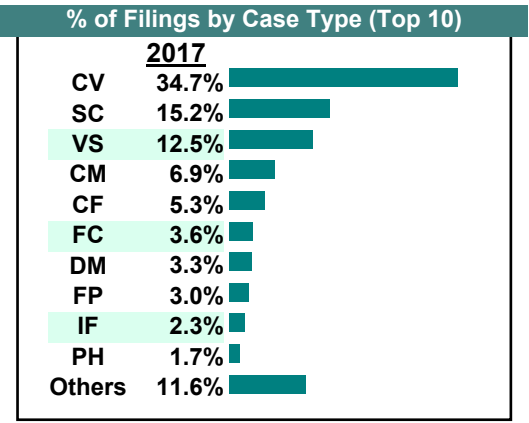
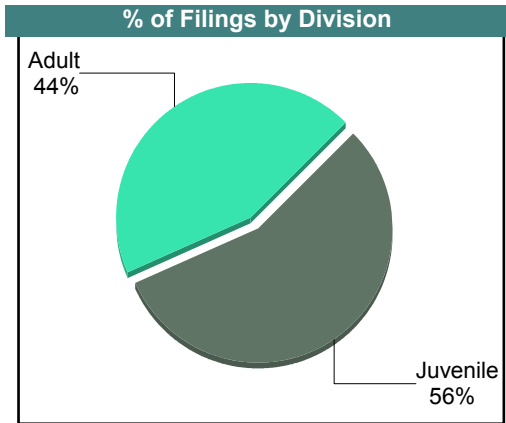



# CASELOAD STATISTICS OF THE JUVENILE & DOMESTIC RELATIONS COURTS

March 2017

**Pulaski**  
District: 27

		<u>Filings</u>	<u>Hearings</u>	<u>Transactions</u>	<u>Concluded</u>	<u>Cont</u>
<b><u>Adult</u></b>						
Capias	CA	1	13	13	8	5
Felony	CF	16	46	46	11	35
Misdemeanor	CM	21	83	83	37	46
Family Abuse - Prot Order	FP	9	14	14	5	9
Motion - Prot Order	MP	2	2	2	2	-
Remand Support	RS	2	2	2	2	-
Show Cause	SC	45	97	97	35	62
Civil Support	VS	38	59	59	38	21
<b>Adult Total</b>		<b>134</b>	<b>316</b>	<b>316</b>	<b>138</b>	<b>178</b>
<b><u>Juvenile</u></b>						
Abuse or Neglect	AN	4	16	16	8	8
Capias	CA	1	2	2	0	2
Child in Need of Services	CS	0	5	5	3	2
Custody Visitation	CV	105	159	159	70	89
Felony	DF	1	3	3	0	3
Misdemeanor	DM	10	45	45	20	25
Foster Care Review	FC	11	12	12	12	-
Initial Foster Care	IF	7	7	7	7	-
Motion - Prot Order	MP	2	2	2	2	-
Permanency	PH	5	7	7	5	2
Petition	PT	1	1	1	0	1
Remand Custody	RC	1	1	1	1	-
Child at Risk	RI	3	5	5	2	3
Remand Visitation	RV	3	3	3	3	-
Show Cause	SC	1	6	6	4	2
Status	ST	4	4	4	3	1
Traffic	T	5	15	15	8	7
Truancy	TR	5	9	9	2	7
<b>Juvenile Total</b>		<b>169</b>	<b>302</b>	<b>302</b>	<b>150</b>	<b>152</b>
<b>Pulaski Totals</b>		<b>303</b>	<b>618</b>	<b>618</b>	<b>288</b>	<b>330</b>



**CASELOAD STATISTICS OF THE JUVENILE & DOMESTIC RELATIONS COURTS**

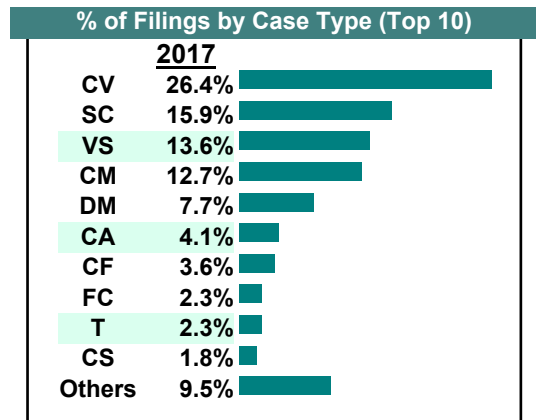
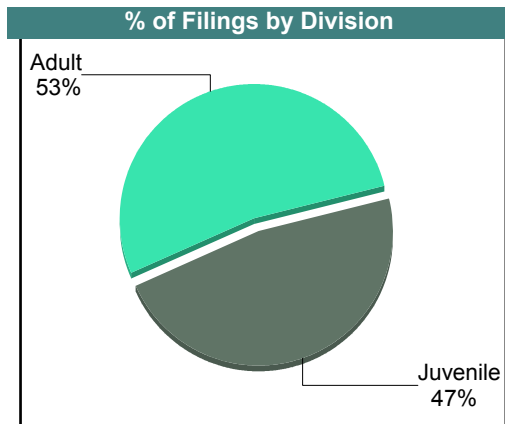

February 2017

**Pulaski**  
District: 27

		<u>Filings</u>	<u>Hearings</u>	<u>Transactions</u>	<u>Concluded</u>	<u>Cont</u>
<b><u>Adult</u></b>						
Capias	CA	9	39	39	21	18
Felony	CF	8	23	23	7	16
Misdemeanor	CM	28	89	89	19	70
Family Abuse - Prot Order	FP	3	14	14	9	5
Motion - Prot Order	MP	3	3	3	3	-
Other	OT	1	1	1	1	-
Violation of PO	PV	2	2	2	2	-
Remand Support	RS	1	1	1	1	-
Show Cause	SC	31	100	100	35	65
Civil Support	VS	30	52	52	39	13
<b>Adult Total</b>		<b>116</b>	<b>324</b>	<b>324</b>	<b>137</b>	<b>187</b>

<b><u>Juvenile</u></b>						
Abuse or Neglect	AN	0	8	8	0	8
Child in Need of Services	CS	4	7	7	2	5
Custody Visitation	CV	58	170	170	119	51
Felony	DF	1	10	10	0	10
Misdemeanor	DM	17	43	43	16	27
Entrustment	ET	0	1	1	1	-
Foster Care Review	FC	5	5	5	4	1
Initial Foster Care	IF	0	2	2	2	-
Permanency	PH	3	6	6	6	-
Petition	PT	2	2	2	1	1
Remand Custody	RC	2	2	2	2	-
Child at Risk	RI	0	1	1	0	1
Remand Visitation	RV	2	2	2	2	-
Show Cause	SC	4	11	11	6	5
Traffic	T	5	7	7	3	4
Term Parental Rights	TP	0	6	6	6	-
Truancy	TR	1	2	2	1	1
<b>Juvenile Total</b>		<b>104</b>	<b>285</b>	<b>285</b>	<b>171</b>	<b>114</b>

<b>Pulaski Totals</b>		<b>220</b>	<b>609</b>	<b>609</b>	<b>308</b>	<b>301</b>
-----------------------	--	------------	------------	------------	------------	------------

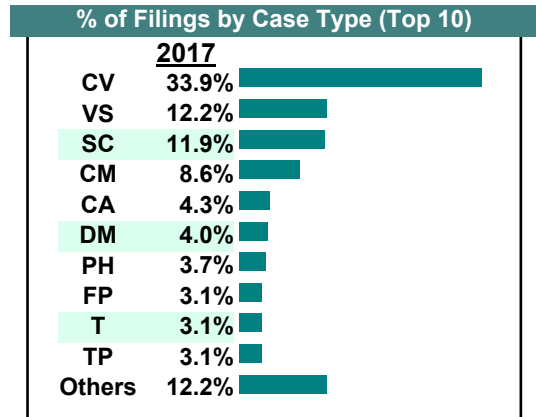
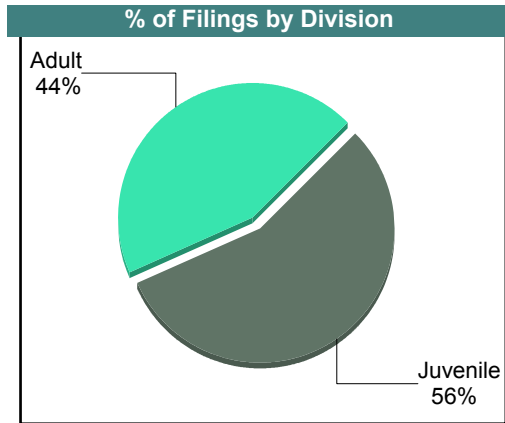



# CASELOAD STATISTICS OF THE JUVENILE & DOMESTIC RELATIONS COURTS

January 2017

**Pulaski**  
District: 27

		<u>Filings</u>	<u>Hearings</u>	<u>Transactions</u>	<u>Concluded</u>	<u>Cont</u>
<b><u>Adult</u></b>						
Non-Family Abuse Prot Order	AP	1	1	1	1	-
Capias	CA	14	35	35	8	27
Felony	CF	5	27	27	6	21
Misdemeanor	CM	28	96	96	25	71
Family Abuse - Prot Order	FP	10	13	13	3	10
Motion - Prot Order	MP	6	6	6	6	-
Other	OT	1	1	1	1	-
Violation of PO	PV	1	1	1	1	-
Show Cause	SC	38	106	106	48	58
Civil Support	VS	40	68	68	39	29
<b>Adult Total</b>		<b>144</b>	<b>354</b>	<b>354</b>	<b>138</b>	<b>216</b>
<b><u>Juvenile</u></b>						
Abuse or Neglect	AN	8	16	16	1	15
Child in Need of Services	CS	3	9	9	3	6
Custody Visitation	CV	111	203	203	107	96
Felony	DF	0	11	11	4	7
Misdemeanor	DM	13	34	34	14	20
Entrustment	ET	1	2	2	0	2
Foster Care Review	FC	8	8	8	8	-
Initial Foster Care	IF	3	4	4	1	3
Motion - Prot Order	MP	1	1	1	1	-
Permanency	PH	12	12	12	9	3
Petition	PT	0	1	1	1	-
Child at Risk	RI	2	4	4	1	3
Show Cause	SC	1	14	14	7	7
Traffic	T	10	13	14	12	2
Term Parental Rights	TP	10	10	10	4	6
Truancy	TR	0	1	1	0	1
<b>Juvenile Total</b>		<b>183</b>	<b>343</b>	<b>344</b>	<b>173</b>	<b>171</b>
<b>Pulaski Totals</b>		<b>327</b>	<b>697</b>	<b>698</b>	<b>311</b>	<b>387</b>



**CASELOAD STATISTICS OF THE JUVENILE & DOMESTIC RELATIONS COURTS**

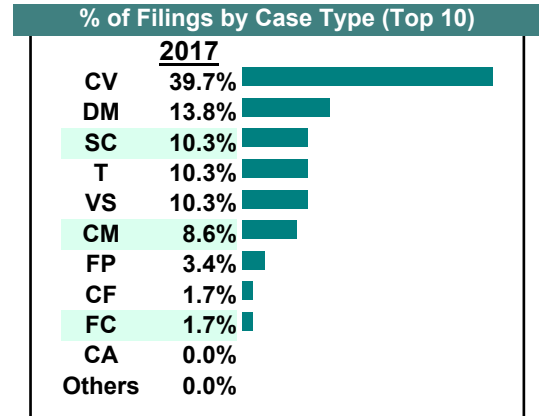
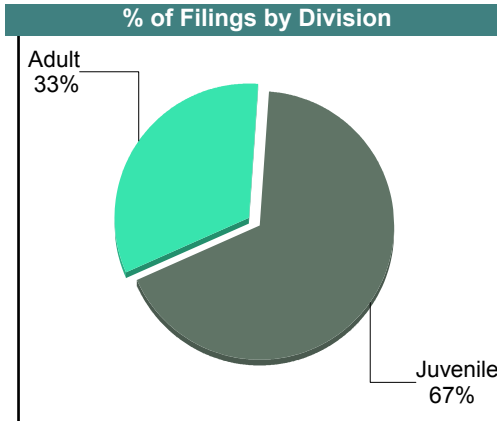
December 2017

**Radford**

District: 27

		<u>Filings</u>	<u>Hearings</u>	<u>Transactions</u>	<u>Concluded</u>	<u>Cont</u>
<b><u>Adult</u></b>						
Capias	CA	0	2	2	1	1
Felony	CF	1	6	6	1	5
Misdemeanor	CM	5	16	16	5	11
Family Abuse - Prot Order	FP	2	5	5	1	4
Show Cause	SC	5	17	17	10	7
Civil Support	VS	6	9	9	4	5
<b>Adult Total</b>		<b>19</b>	<b>55</b>	<b>55</b>	<b>22</b>	<b>33</b>
<b><u>Juvenile</u></b>						
Custody Visitation	CV	23	38	38	22	16
Felony	DF	0	2	2	0	2
Misdemeanor	DM	8	17	17	0	17
Foster Care Review	FC	1	1	1	1	-
Show Cause	SC	1	4	4	1	3
Traffic	T	6	8	8	6	2
<b>Juvenile Total</b>		<b>39</b>	<b>70</b>	<b>70</b>	<b>30</b>	<b>40</b>
<b>Radford Totals</b>		<b>58</b>	<b>125</b>	<b>125</b>	<b>52</b>	<b>73</b>

<b>Calendared Filings</b>				
	<b>T</b>	<b>W</b>	<b>R</b>	<b>F</b>
Week 1	■			■
Week 2	■			
Week 3	■			
Week 4		■		



**CASELOAD STATISTICS OF THE JUVENILE & DOMESTIC RELATIONS COURTS**

November 2017

**Radford**

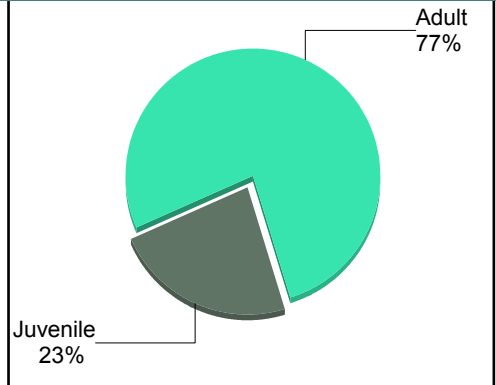
District: 27

		<u>Filings</u>	<u>Hearings</u>	<u>Transactions</u>	<u>Concluded</u>	<u>Cont</u>
<b><u>Adult</u></b>						
Capias	CA	3	4	4	2	2
Felony	CF	19	23	23	3	20
Misdemeanor	CM	14	41	41	13	28
Family Abuse - Prot Order	FP	1	3	3	1	2
Motion - Prot Order	MP	1	1	1	1	-
Other	OT	1	3	3	3	-
Remand Support	RS	1	1	1	1	-
Show Cause	SC	9	26	26	13	13
SL/Other	SL	1	1	1	1	-
Civil Support	VS	3	6	6	2	4
<b>Adult Total</b>		<b>53</b>	<b>109</b>	<b>109</b>	<b>40</b>	<b>69</b>
<b><u>Juvenile</u></b>						
Abuse or Neglect	AN	0	1	1	1	-
Custody Visitation	CV	9	17	17	3	14
Felony	DF	0	9	9	0	9
Misdemeanor	DM	4	9	9	0	9
Initial Foster Care	IF	1	1	1	1	-
Show Cause	SC	1	1	1	0	1
Traffic	T	1	3	3	1	2
<b>Juvenile Total</b>		<b>16</b>	<b>41</b>	<b>41</b>	<b>6</b>	<b>35</b>
<b>Radford Totals</b>		<b>69</b>	<b>150</b>	<b>150</b>	<b>46</b>	<b>104</b>

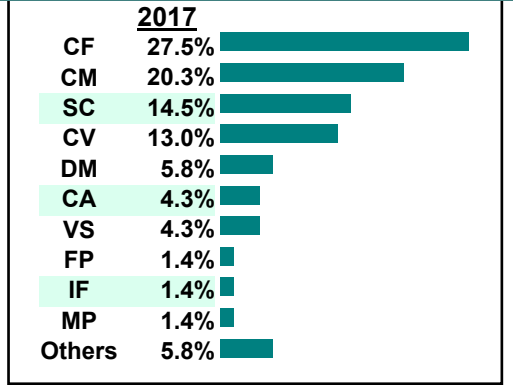
**Calendared Filings**

	<b>M</b>	<b>T</b>	<b>R</b>
Week 1			
Week 2			
Week 3			
Week 4			
Week 5			

**% of Filings by Division**



**% of Filings by Case Type (Top 10)**



**CASELOAD STATISTICS OF THE JUVENILE & DOMESTIC RELATIONS COURTS**

October 2017

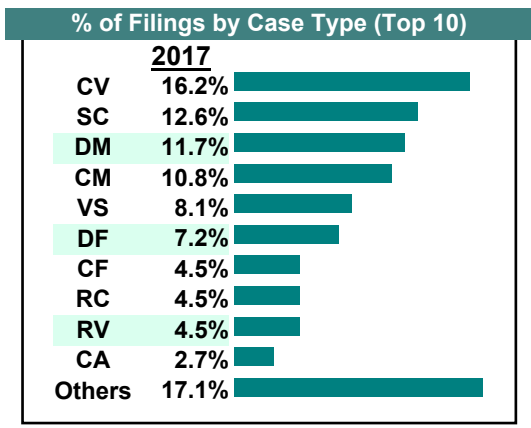
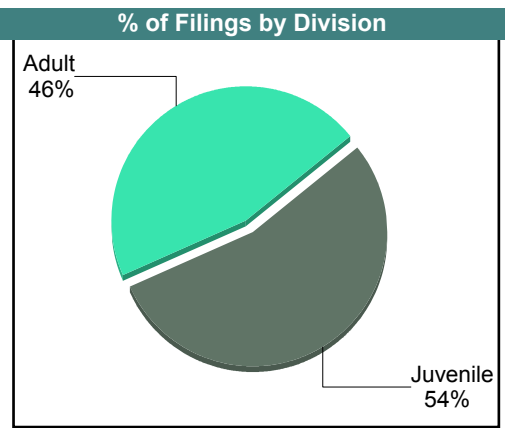

**Radford**

District: 27

		<u>Filings</u>	<u>Hearings</u>	<u>Transactions</u>	<u>Concluded</u>	<u>Cont</u>
<b><u>Adult</u></b>						
Non-Family Abuse Prot Order	AP	0	3	3	3	-
Capias	CA	3	3	3	2	1
Felony	CF	5	14	14	5	9
Misdemeanor	CM	12	45	45	18	27
Family Abuse - Prot Order	FP	1	1	1	0	1
Other	OT	2	2	2	0	2
Protective Order	PC	2	2	2	2	-
Remand Support	RS	2	2	2	2	-
Show Cause	SC	14	34	34	11	23
SL/Other	SL	1	1	1	1	-
Civil Support	VS	9	10	10	6	4
<b>Adult Total</b>		<b>51</b>	<b>117</b>	<b>117</b>	<b>50</b>	<b>67</b>

<b><u>Juvenile</u></b>						
Abuse or Neglect	AN	0	1	1	0	1
Child in Need of Services	CS	0	1	1	1	-
Custody Visitation	CV	18	29	29	13	16
Felony	DF	8	16	16	2	14
Misdemeanor	DM	13	27	27	17	10
Foster Care Review	FC	3	4	4	4	-
Motion - Prot Order	MP	1	1	1	1	-
Permanency	PH	1	1	1	1	-
Petition	PT	1	1	1	1	-
Remand Custody	RC	5	5	5	5	-
Remand Visitation	RV	5	5	5	5	-
Show Cause	SC	0	1	1	1	-
Status	ST	2	3	3	3	-
Traffic	T	3	2	3	1	2
<b>Juvenile Total</b>		<b>60</b>	<b>97</b>	<b>98</b>	<b>55</b>	<b>43</b>

<b>Radford Totals</b>		<b>111</b>	<b>214</b>	<b>215</b>	<b>105</b>	<b>110</b>
-----------------------	--	------------	------------	------------	------------	------------



# CASELOAD STATISTICS OF THE JUVENILE & DOMESTIC RELATIONS COURTS

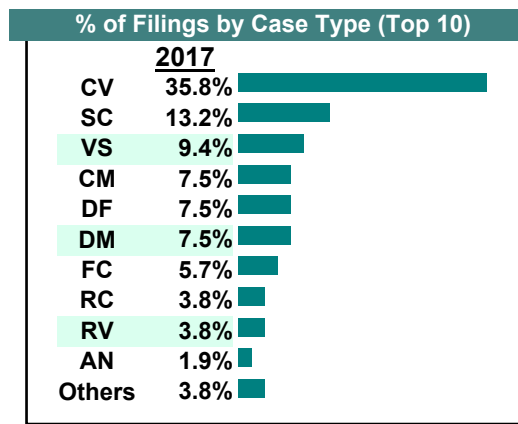
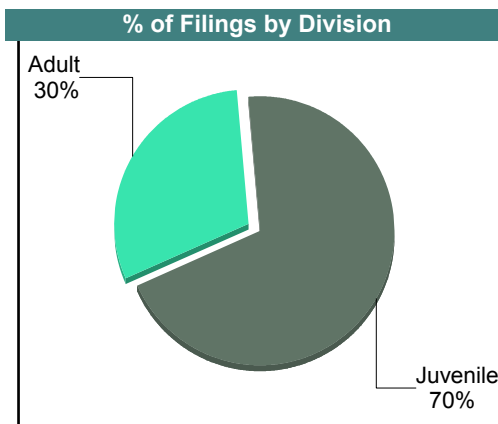
September 2017

**Radford**

District: 27

		<u>Filings</u>	<u>Hearings</u>	<u>Transactions</u>	<u>Concluded</u>	<u>Cont</u>
<b><u>Adult</u></b>						
Felony	CF	0	6	6	5	1
Misdemeanor	CM	4	29	29	7	22
Family Abuse - Prot Order	FP	0	3	3	3	-
Show Cause	SC	7	28	28	11	17
Civil Support	VS	5	10	10	9	1
<b>Adult Total</b>		<b>16</b>	<b>76</b>	<b>76</b>	<b>35</b>	<b>41</b>
<b><u>Juvenile</u></b>						
Abuse or Neglect	AN	1	5	5	3	2
Child in Need of Services	CS	1	1	1	0	1
Custody Visitation	CV	19	36	36	23	13
Felony	DF	4	7	7	2	5
Misdemeanor	DM	4	10	10	2	8
Foster Care Review	FC	3	3	3	2	1
Remand Custody	RC	2	2	2	2	-
Remand Visitation	RV	2	2	2	2	-
Show Cause	SC	0	1	1	0	1
Status	ST	1	1	1	0	1
Traffic	T	0	1	1	0	1
<b>Juvenile Total</b>		<b>37</b>	<b>69</b>	<b>69</b>	<b>36</b>	<b>33</b>
<b>Radford Totals</b>		<b>53</b>	<b>145</b>	<b>145</b>	<b>71</b>	<b>74</b>

Calendared Filings				
	T	W	R	F
Week 1	█		█	█
Week 2	█		█	
Week 3	█	█		█
Week 4	█			█



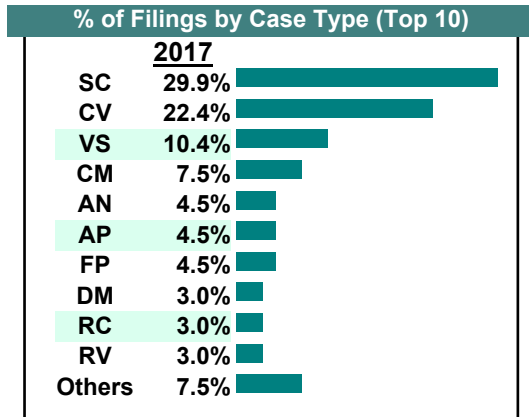
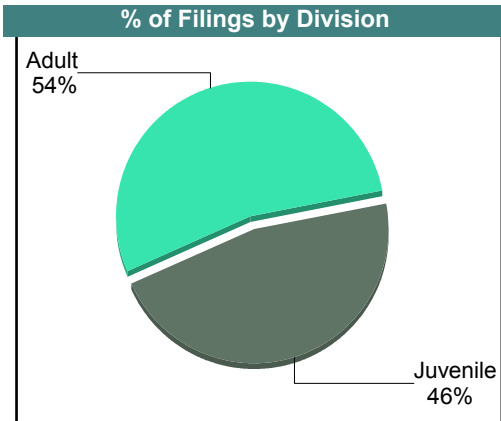
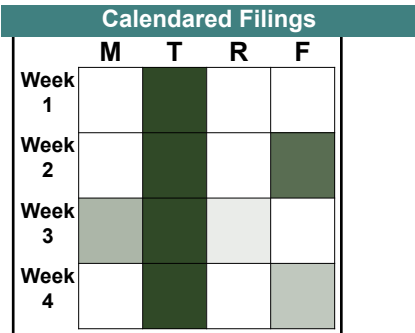
**CASELOAD STATISTICS OF THE JUVENILE & DOMESTIC RELATIONS COURTS**

**Radford**

District: 27

August 2017

		<u>Filings</u>	<u>Hearings</u>	<u>Transactions</u>	<u>Concluded</u>	<u>Cont</u>
<b>Adult</b>						
Non-Family Abuse Prot Order	AP	3	3	3	0	3
Capias	CA	1	2	2	2	-
Felony	CF	0	17	17	13	4
Misdemeanor	CM	5	33	33	7	26
Family Abuse - Prot Order	FP	3	7	7	2	5
Motion - Prot Order	MP	1	1	1	1	-
Remand Support	RS	1	1	1	1	-
Show Cause	SC	15	29	29	9	20
Civil Support	VS	7	9	9	6	3
<b>Adult Total</b>		<b>36</b>	<b>102</b>	<b>102</b>	<b>41</b>	<b>61</b>
<b>Juvenile</b>						
Abuse or Neglect	AN	3	6	6	3	3
Custody Visitation	CV	15	36	36	16	20
Misdemeanor	DM	2	15	15	8	7
Initial Foster Care	IF	1	1	1	1	-
Remand Custody	RC	2	2	2	2	-
Remand Visitation	RV	2	2	2	2	-
Show Cause	SC	5	9	9	5	4
Status	ST	0	1	1	1	-
Traffic	T	1	5	5	2	3
<b>Juvenile Total</b>		<b>31</b>	<b>77</b>	<b>77</b>	<b>40</b>	<b>37</b>
<b>Radford Totals</b>		<b>67</b>	<b>179</b>	<b>179</b>	<b>81</b>	<b>98</b>





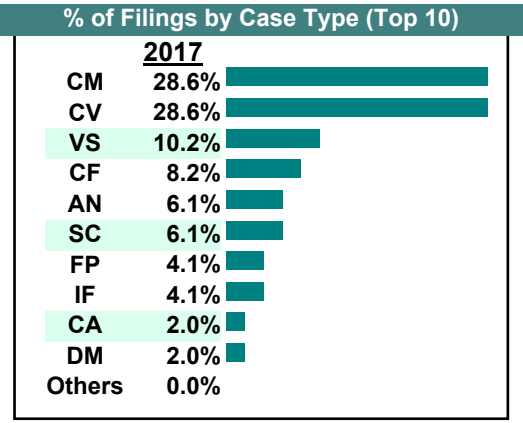
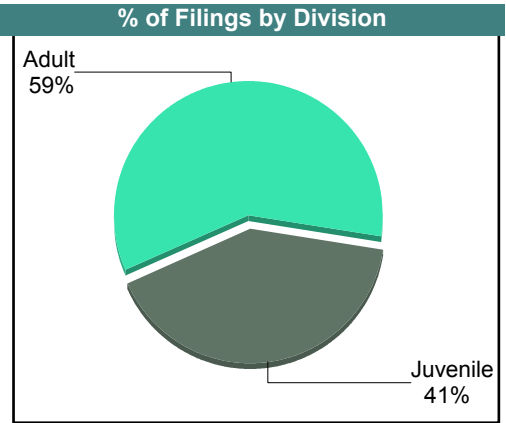
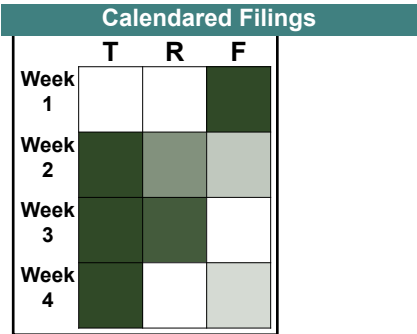
**CASELOAD STATISTICS OF THE JUVENILE & DOMESTIC RELATIONS COURTS**

July 2017

**Radford**

District: 27

		<u>Filings</u>	<u>Hearings</u>	<u>Transactions</u>	<u>Concluded</u>	<u>Cont</u>
<b><u>Adult</u></b>						
Capias	CA	1	1	1	0	1
Felony	CF	4	21	21	2	19
Misdemeanor	CM	14	32	32	9	23
Family Abuse - Prot Order	FP	2	5	5	3	2
Show Cause	SC	3	15	15	7	8
Civil Support	VS	5	10	10	9	1
<b>Adult Total</b>		<b>29</b>	<b>84</b>	<b>84</b>	<b>30</b>	<b>54</b>
<b><u>Juvenile</u></b>						
Abuse or Neglect	AN	3	8	8	2	6
Custody Visitation	CV	14	22	22	12	10
Felony	DF	0	4	4	0	4
Misdemeanor	DM	1	22	22	5	17
Initial Foster Care	IF	2	2	2	2	-
Juv Support	JS	0	2	2	2	-
Show Cause	SC	0	2	2	1	1
Traffic	T	0	3	3	1	2
<b>Juvenile Total</b>		<b>20</b>	<b>65</b>	<b>65</b>	<b>25</b>	<b>40</b>
<b>Radford Totals</b>		<b>49</b>	<b>149</b>	<b>149</b>	<b>55</b>	<b>94</b>



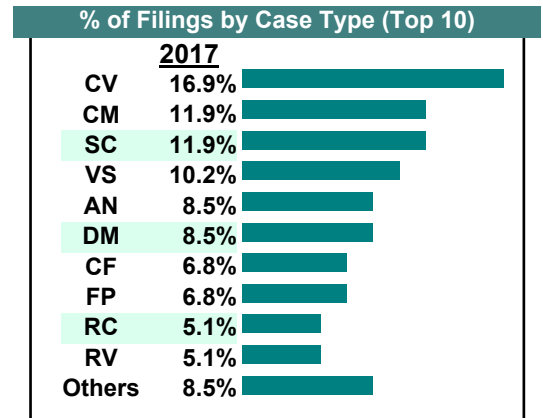
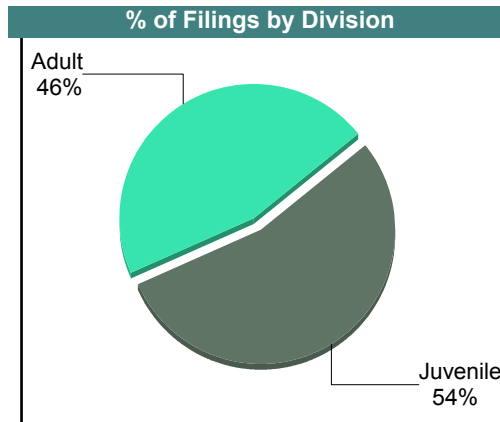

**CASELOAD STATISTICS OF THE JUVENILE & DOMESTIC RELATIONS COURTS**

June 2017

**Radford**

District: 27

		<u>Filings</u>	<u>Hearings</u>	<u>Transactions</u>	<u>Concluded</u>	<u>Cont</u>
<b>Adult</b>						
Capias	CA	0	2	2	1	1
Felony	CF	4	16	16	3	13
Misdemeanor	CM	7	23	23	7	16
Family Abuse - Prot Order	FP	4	8	8	3	5
Motion - Prot Order	MP	1	1	1	1	-
Remand Support	RS	1	1	1	1	-
Show Cause	SC	4	15	15	3	12
Civil Support	VS	6	11	11	5	6
<b>Adult Total</b>		<b>27</b>	<b>77</b>	<b>77</b>	<b>24</b>	<b>53</b>
<b>Juvenile</b>						
Abuse or Neglect	AN	5	15	15	7	8
Custody Visitation	CV	10	37	37	13	24
Misdemeanor	DM	5	18	18	0	18
Initial Foster Care	IF	2	2	2	2	-
Remand Custody	RC	3	3	3	3	-
Remand Visitation	RV	3	3	3	3	-
Show Cause	SC	3	6	6	0	6
Status	ST	0	2	2	0	2
Traffic	T	1	3	3	0	3
<b>Juvenile Total</b>		<b>32</b>	<b>89</b>	<b>89</b>	<b>28</b>	<b>61</b>
<b>Radford Totals</b>		<b>59</b>	<b>166</b>	<b>166</b>	<b>52</b>	<b>114</b>



# CASELOAD STATISTICS OF THE JUVENILE & DOMESTIC RELATIONS COURTS

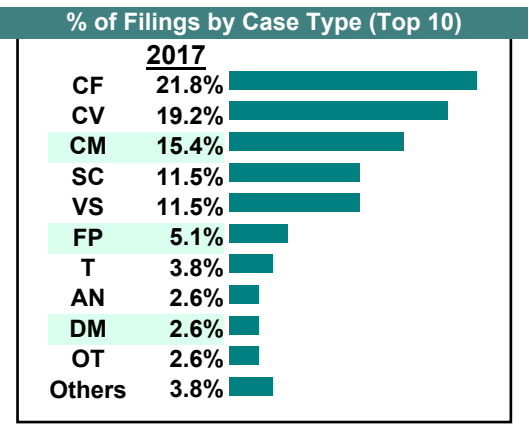
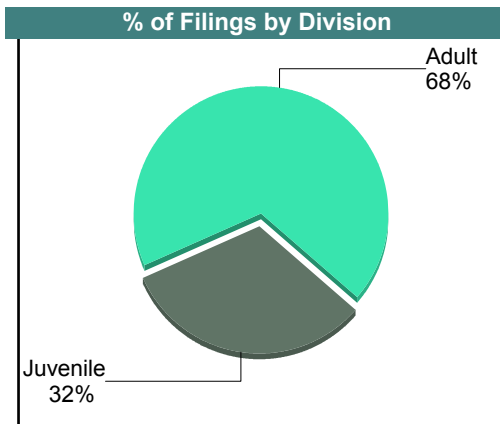
May 2017

**Radford**

District: 27

		<u>Filings</u>	<u>Hearings</u>	<u>Transactions</u>	<u>Concluded</u>	<u>Cont</u>
<b>Adult</b>						
Capias	CA	0	2	2	1	1
Felony	CF	17	39	39	4	35
Misdemeanor	CM	12	33	33	5	28
Family Abuse - Prot Order	FP	4	9	9	4	5
Motion - Prot Order	MP	1	1	1	1	-
Other	OT	2	2	2	2	-
Show Cause	SC	8	25	25	13	12
Civil Support	VS	9	11	11	7	4
<b>Adult Total</b>		<b>53</b>	<b>122</b>	<b>122</b>	<b>37</b>	<b>85</b>
<b>Juvenile</b>						
Abuse or Neglect	AN	2	7	7	1	6
Custody Visitation	CV	15	29	29	18	11
Felony	DF	0	4	4	1	3
Misdemeanor	DM	2	13	13	3	10
Permanency	PH	1	1	1	1	-
Show Cause	SC	1	2	2	0	2
Status	ST	1	2	2	1	1
Traffic	T	3	4	5	4	1
<b>Juvenile Total</b>		<b>25</b>	<b>62</b>	<b>63</b>	<b>29</b>	<b>34</b>
<b>Radford Totals</b>		<b>78</b>	<b>184</b>	<b>185</b>	<b>66</b>	<b>119</b>

Calendared Filings					
	M	T	W	R	F
Week 1					
Week 2					
Week 3					
Week 4					
Week 5					



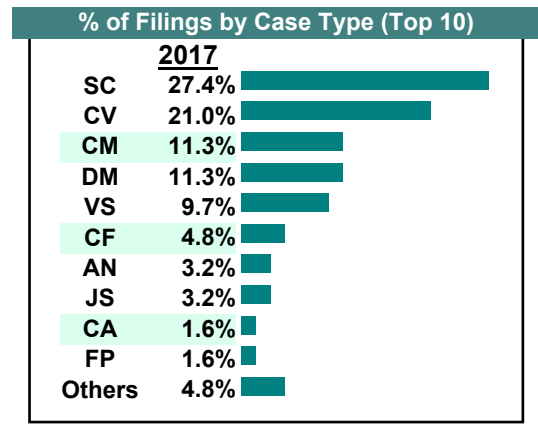
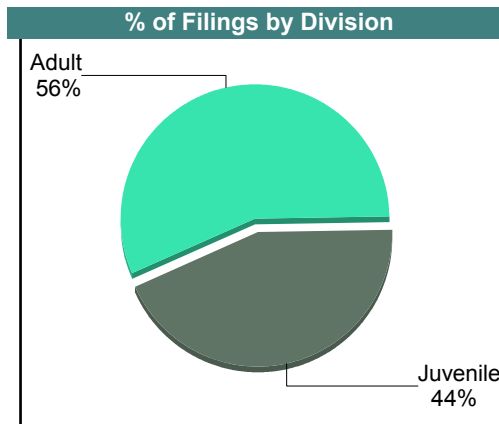
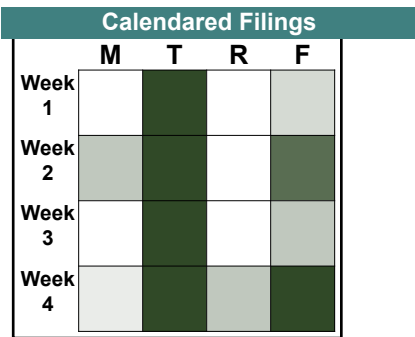
# CASELOAD STATISTICS OF THE JUVENILE & DOMESTIC RELATIONS COURTS

**Radford**

District: 27

April 2017

		<u>Filings</u>	<u>Hearings</u>	<u>Transactions</u>	<u>Concluded</u>	<u>Cont</u>
<b><u>Adult</u></b>						
Capias	CA	1	4	4	2	2
Felony	CF	3	15	15	7	8
Misdemeanor	CM	7	25	25	12	13
Family Abuse - Prot Order	FP	1	1	1	0	1
Motion - Prot Order	MP	1	1	1	1	-
Other	OT	1	1	1	1	-
Show Cause	SC	15	34	34	15	19
Civil Support	VS	6	13	13	7	6
<b>Adult Total</b>		<b>35</b>	<b>94</b>	<b>94</b>	<b>45</b>	<b>49</b>
<b><u>Juvenile</u></b>						
Abuse or Neglect	AN	2	4	4	1	3
Custody Visitation	CV	13	28	28	10	18
Felony	DF	0	14	14	4	10
Misdemeanor	DM	7	16	16	0	16
Juv Support	JS	2	2	2	0	2
Show Cause	SC	2	5	5	2	3
Status	ST	0	2	2	0	2
Traffic	T	1	3	4	4	-
<b>Juvenile Total</b>		<b>27</b>	<b>74</b>	<b>75</b>	<b>21</b>	<b>54</b>
<b>Radford Totals</b>		<b>62</b>	<b>168</b>	<b>169</b>	<b>66</b>	<b>103</b>



# CASELOAD STATISTICS OF THE JUVENILE & DOMESTIC RELATIONS COURTS

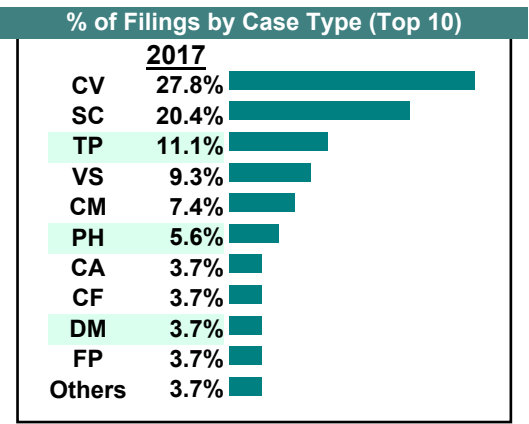
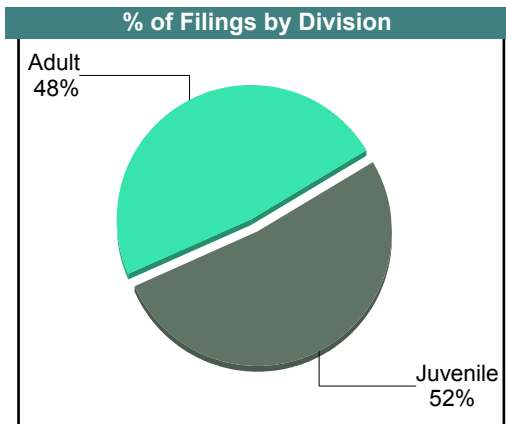
March 2017

**Radford**

District: 27

		<u>Filings</u>	<u>Hearings</u>	<u>Transactions</u>	<u>Concluded</u>	<u>Cont</u>
<b><u>Adult</u></b>						
Capias	CA	2	5	5	0	5
Felony	CF	2	8	8	1	7
Misdemeanor	CM	4	17	17	4	13
Family Abuse - Prot Order	FP	2	10	10	4	6
Motion - Prot Order	MP	1	1	1	1	-
Show Cause	SC	10	19	19	5	14
Civil Support	VS	5	7	7	5	2
<b>Adult Total</b>		<b>26</b>	<b>67</b>	<b>67</b>	<b>20</b>	<b>47</b>
<b><u>Juvenile</u></b>						
Abuse or Neglect	AN	0	1	1	0	1
Custody Visitation	CV	15	55	55	20	35
Felony	DF	0	4	4	2	2
Misdemeanor	DM	2	14	14	3	11
Permanency	PH	3	3	3	3	-
Show Cause	SC	1	3	3	1	2
Status	ST	0	4	4	2	2
Traffic	T	1	4	4	4	-
Term Parental Rights	TP	6	14	14	8	6
<b>Juvenile Total</b>		<b>28</b>	<b>102</b>	<b>102</b>	<b>43</b>	<b>59</b>
<b>Radford Totals</b>		<b>54</b>	<b>169</b>	<b>169</b>	<b>63</b>	<b>106</b>

Calendared Filings					
	M	T	W	R	F
Week 1				■	
Week 2		■			■
Week 3	■	■			■
Week 4		■			■
Week 5		■			■



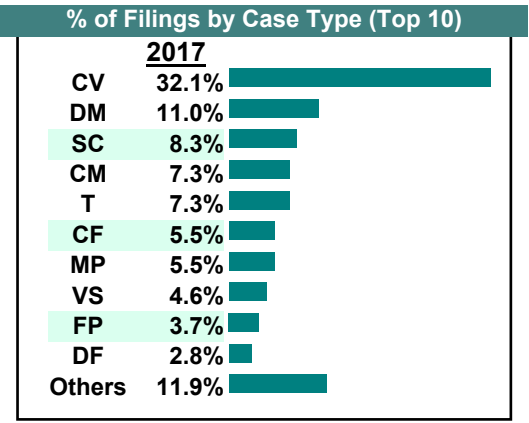
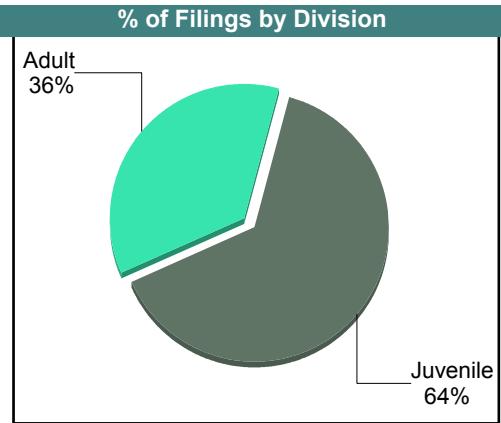
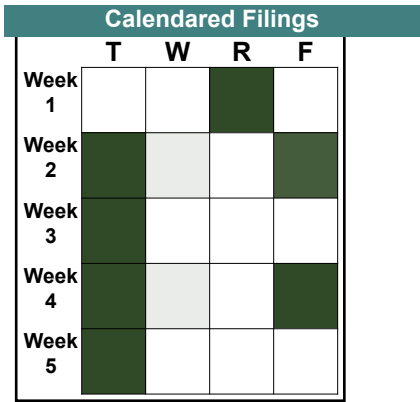
**CASELOAD STATISTICS OF THE JUVENILE & DOMESTIC RELATIONS COURTS**

February 2017

**Radford**

District: 27

		<u>Filings</u>	<u>Hearings</u>	<u>Transactions</u>	<u>Concluded</u>	<u>Cont</u>
<b><u>Adult</u></b>						
Capias	CA	2	6	6	5	1
Felony	CF	6	16	16	1	15
Misdemeanor	CM	8	31	31	7	24
Family Abuse - Prot Order	FP	4	6	6	2	4
Motion - Prot Order	MP	5	6	6	5	1
Show Cause	SC	9	22	22	11	11
Civil Support	VS	5	11	11	5	6
<b>Adult Total</b>		<b>39</b>	<b>98</b>	<b>98</b>	<b>36</b>	<b>62</b>
<b><u>Juvenile</u></b>						
Abuse or Neglect	AN	1	2	2	0	2
Custody Visitation	CV	35	53	53	24	29
Felony	DF	3	15	15	11	4
Misdemeanor	DM	12	22	22	5	17
Foster Care Review	FC	2	2	2	2	-
Motion - Prot Order	MP	1	1	1	1	-
Permanency	PH	3	3	3	3	-
Status	ST	2	2	2	2	-
Traffic	T	8	16	16	9	7
Term Parental Rights	TP	2	2	2	0	2
Voluntary Continuing Services Agreement	VA	1	1	1	1	-
<b>Juvenile Total</b>		<b>70</b>	<b>119</b>	<b>119</b>	<b>58</b>	<b>61</b>
<b>Radford Totals</b>		<b>109</b>	<b>217</b>	<b>217</b>	<b>94</b>	<b>123</b>



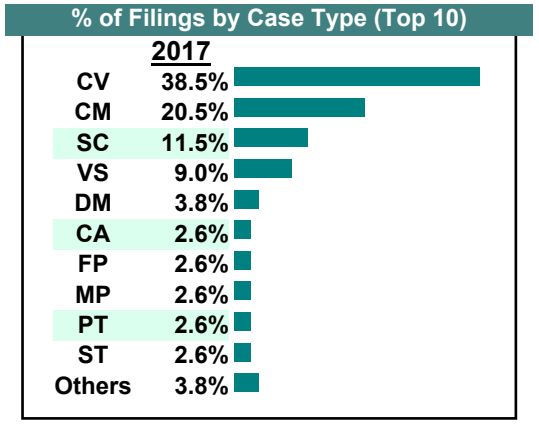
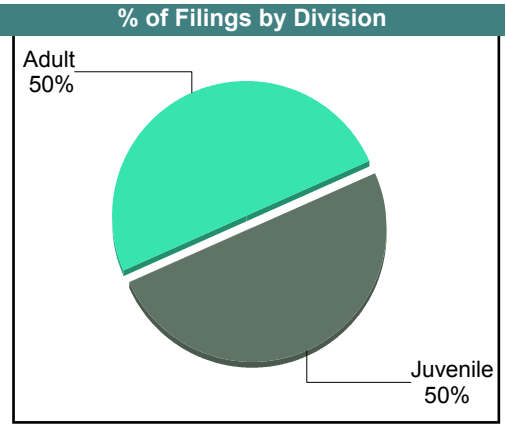

# CASELOAD STATISTICS OF THE JUVENILE & DOMESTIC RELATIONS COURTS

January 2017

**Radford**

District: 27

		<u>Filings</u>	<u>Hearings</u>	<u>Transactions</u>	<u>Concluded</u>	<u>Cont</u>
<b>Adult</b>						
Capias	CA	2	8	8	2	6
Felony	CF	1	7	7	0	7
Misdemeanor	CM	16	40	40	11	29
Family Abuse - Prot Order	FP	2	3	3	1	2
Motion - Prot Order	MP	2	2	2	2	-
Show Cause	SC	9	31	31	14	17
Civil Support	VS	7	16	16	10	6
<b>Adult Total</b>		<b>39</b>	<b>107</b>	<b>107</b>	<b>40</b>	<b>67</b>
<b>Juvenile</b>						
Abuse or Neglect	AN	0	1	1	0	1
Custody Visitation	CV	30	51	51	39	12
Felony	DF	0	22	22	0	22
Misdemeanor	DM	3	14	14	5	9
Petition	PT	2	3	3	2	1
Show Cause	SC	0	3	3	1	2
Status	ST	2	6	6	1	5
Traffic	T	2	3	3	1	2
<b>Juvenile Total</b>		<b>39</b>	<b>103</b>	<b>103</b>	<b>49</b>	<b>54</b>
<b>Radford Totals</b>		<b>78</b>	<b>210</b>	<b>210</b>	<b>89</b>	<b>121</b>



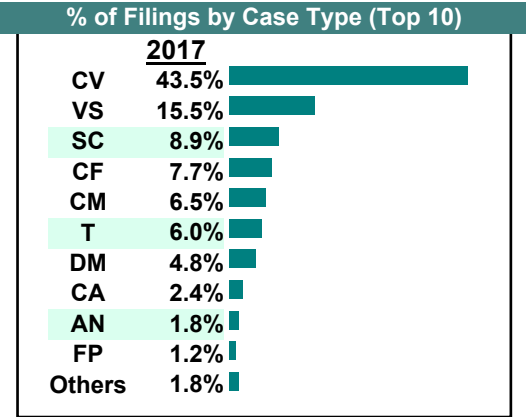
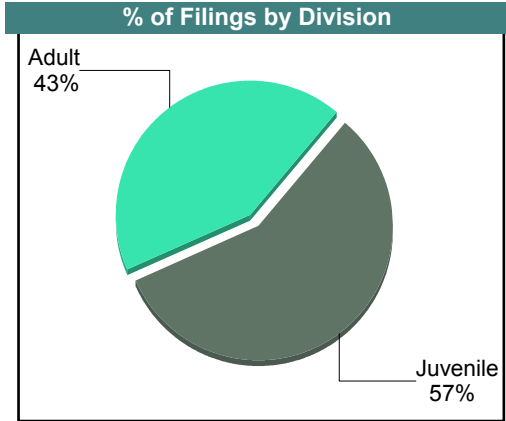
# CASELOAD STATISTICS OF THE JUVENILE & DOMESTIC RELATIONS COURTS

December 2017

**Wythe**  
District: 27

		<u>Filings</u>	<u>Hearings</u>	<u>Transactions</u>	<u>Concluded</u>	<u>Cont</u>
<b><u>Adult</u></b>						
Capias	CA	4	5	5	1	4
Felony	CF	13	31	34	11	23
Misdemeanor	CM	11	40	40	9	31
Family Abuse - Prot Order	FP	2	9	9	5	4
Show Cause	SC	15	45	45	13	32
SL/Other	SL	1	1	1	1	-
Civil Support	VS	26	47	47	26	21
<b>Adult Total</b>		<b>72</b>	<b>178</b>	<b>181</b>	<b>66</b>	<b>115</b>
<b><u>Juvenile</u></b>						
Abuse or Neglect	AN	3	8	8	8	-
Child in Need of Services	CS	0	1	1	0	1
Custody Visitation	CV	73	142	142	79	63
Felony	DF	0	5	5	1	4
Misdemeanor	DM	8	47	47	15	32
Remand Custody	RC	2	2	2	2	-
Show Cause	SC	0	1	1	0	1
Status	ST	0	2	2	0	2
Traffic	T	10	20	22	8	14
<b>Juvenile Total</b>		<b>96</b>	<b>228</b>	<b>230</b>	<b>113</b>	<b>117</b>
<b>Wythe Totals</b>		<b>168</b>	<b>406</b>	<b>411</b>	<b>179</b>	<b>232</b>

Calendared Filings					
	M	T	W	R	F
Week 1					
Week 2					
Week 3					
Week 4					
Week 5					



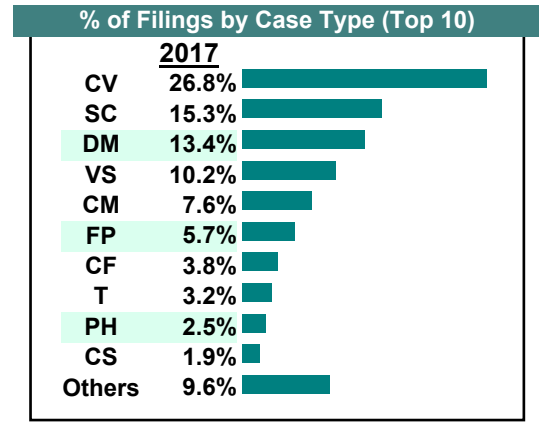
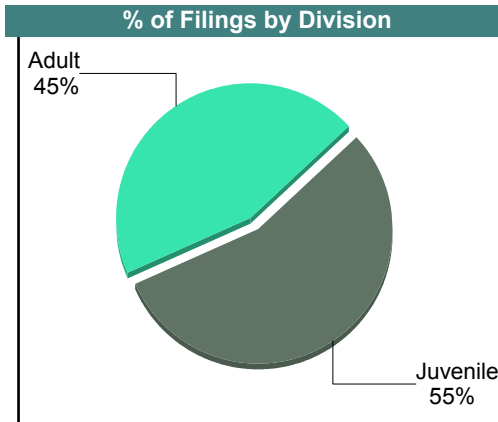



# CASELOAD STATISTICS OF THE JUVENILE & DOMESTIC RELATIONS COURTS

November 2017

**Wythe**  
District: 27

		<u>Filings</u>	<u>Hearings</u>	<u>Transactions</u>	<u>Concluded</u>	<u>Cont</u>
<b><u>Adult</u></b>						
Capias	CA	1	2	2	1	1
Felony	CF	6	28	28	6	22
Misdemeanor	CM	12	55	55	22	33
Family Abuse - Prot Order	FP	9	24	24	12	12
Motion - Prot Order	MP	2	3	3	2	1
Violation of PO	PV	1	1	1	1	-
Show Cause	SC	23	58	58	20	38
Civil Support	VS	16	34	34	24	10
<b>Adult Total</b>		<b>70</b>	<b>205</b>	<b>205</b>	<b>88</b>	<b>117</b>
<b><u>Juvenile</u></b>						
Abuse or Neglect	AN	2	15	15	6	9
Child in Need of Services	CS	3	6	6	2	4
Custody Visitation	CV	42	204	204	87	117
Felony	DF	1	8	8	4	4
Misdemeanor	DM	21	53	53	9	44
Foster Care Review	FC	3	3	3	3	-
Initial Foster Care	IF	1	1	1	1	-
Permanency	PH	4	4	4	4	-
Violation of PO	PV	0	1	1	1	-
Remand Custody	RC	1	1	1	1	-
Show Cause	SC	1	1	1	1	-
Status	ST	2	8	8	4	4
Traffic	T	5	8	8	3	5
Truancy	TR	1	5	5	1	4
<b>Juvenile Total</b>		<b>87</b>	<b>318</b>	<b>318</b>	<b>127</b>	<b>191</b>
<b>Wythe Totals</b>		<b>157</b>	<b>523</b>	<b>523</b>	<b>215</b>	<b>308</b>

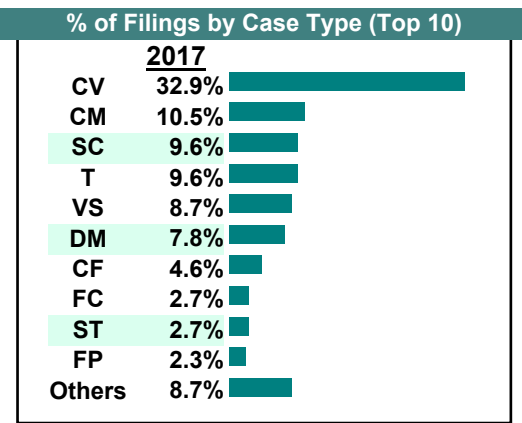
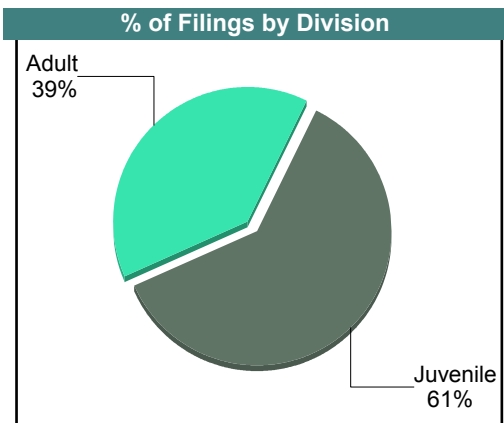



# CASELOAD STATISTICS OF THE JUVENILE & DOMESTIC RELATIONS COURTS

October 2017

**Wythe**  
District: 27

		<u>Filings</u>	<u>Hearings</u>	<u>Transactions</u>	<u>Concluded</u>	<u>Cont</u>
<b><u>Adult</u></b>						
Non-Family Abuse Prot Order	AP	0	1	1	1	-
Capias	CA	2	9	9	5	4
Felony	CF	10	23	23	5	18
Misdemeanor	CM	23	84	84	23	61
Family Abuse - Prot Order	FP	5	16	16	6	10
Motion - Prot Order	MP	2	2	2	2	-
Other	OT	2	2	2	2	-
Violation of PO	PV	1	1	1	1	-
Show Cause	SC	21	56	56	21	35
Civil Support	VS	19	41	41	19	22
<b>Adult Total</b>		<b>85</b>	<b>235</b>	<b>235</b>	<b>85</b>	<b>150</b>
<b><u>Juvenile</u></b>						
Abuse or Neglect	AN	4	14	14	5	9
Child in Need of Services	CS	3	6	6	1	5
Custody Visitation	CV	72	149	149	47	102
Felony	DF	0	20	22	14	8
Misdemeanor	DM	17	53	55	31	24
Emancipation	EP	0	1	1	1	-
Foster Care Review	FC	6	6	6	6	-
Initial Foster Care	IF	4	4	4	4	-
Permanency	PH	0	2	2	2	-
Show Cause	SC	0	7	7	3	4
Status	ST	6	8	9	3	6
Traffic	T	21	28	30	13	17
Term Parental Rights	TP	0	3	3	3	-
Truancy	TR	0	14	14	10	4
Voluntary Continuing Services Agreement	VA	1	1	1	1	-
<b>Juvenile Total</b>		<b>134</b>	<b>316</b>	<b>323</b>	<b>144</b>	<b>179</b>
<b>Wythe Totals</b>		<b>219</b>	<b>551</b>	<b>558</b>	<b>229</b>	<b>329</b>

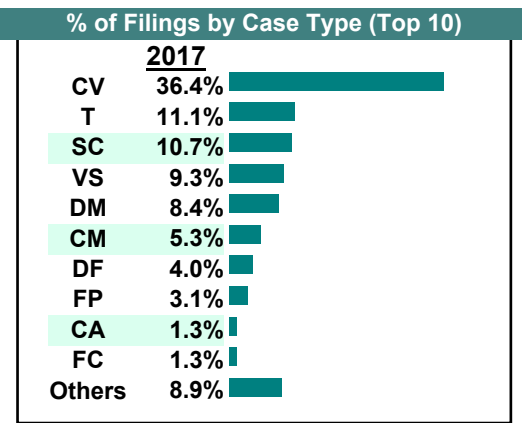
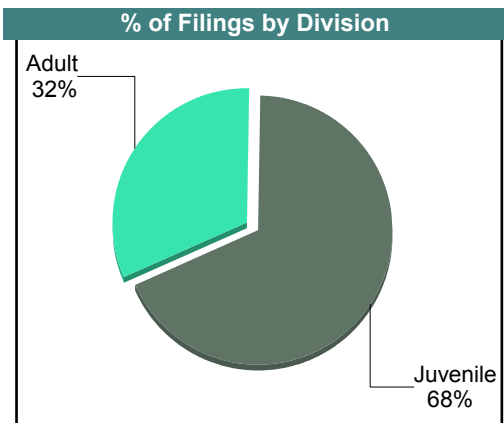



**CASELOAD STATISTICS OF THE JUVENILE & DOMESTIC RELATIONS COURTS**

September 2017

**Wythe**  
District: 27

		<u>Filings</u>	<u>Hearings</u>	<u>Transactions</u>	<u>Concluded</u>	<u>Cont</u>
<b><u>Adult</u></b>						
Non-Family Abuse Prot Order	AP	2	2	2	1	1
Capias	CA	3	10	10	4	6
Felony	CF	2	26	28	14	14
Misdemeanor	CM	12	72	72	25	47
Family Abuse - Prot Order	FP	7	17	17	5	12
Motion - Prot Order	MP	2	2	2	2	-
Other	OT	0	1	1	1	-
Violation of PO	PV	1	1	1	1	-
Show Cause	SC	21	57	57	21	36
SL/Other	SL	1	1	1	1	-
Civil Support	VS	21	47	47	17	30
<b>Adult Total</b>		<b>72</b>	<b>236</b>	<b>238</b>	<b>92</b>	<b>146</b>
<b><u>Juvenile</u></b>						
Abuse or Neglect	AN	2	22	22	12	10
Child in Need of Services	CS	0	3	3	1	2
Custody Visitation	CV	82	188	188	100	88
Felony	DF	9	27	27	8	19
Misdemeanor	DM	19	51	51	14	37
Emancipation	EP	1	1	1	0	1
Foster Care Review	FC	3	3	3	3	-
Initial Foster Care	IF	3	3	3	3	-
Permanency	PH	2	2	2	2	-
Show Cause	SC	3	5	5	0	5
Status	ST	3	4	4	1	3
Traffic	T	25	24	28	22	6
Truancy	TR	0	10	10	4	6
Voluntary Continuing Services Agreement	VA	1	1	1	1	-
<b>Juvenile Total</b>		<b>153</b>	<b>344</b>	<b>348</b>	<b>171</b>	<b>177</b>
<b>Wythe Totals</b>		<b>225</b>	<b>580</b>	<b>586</b>	<b>263</b>	<b>323</b>

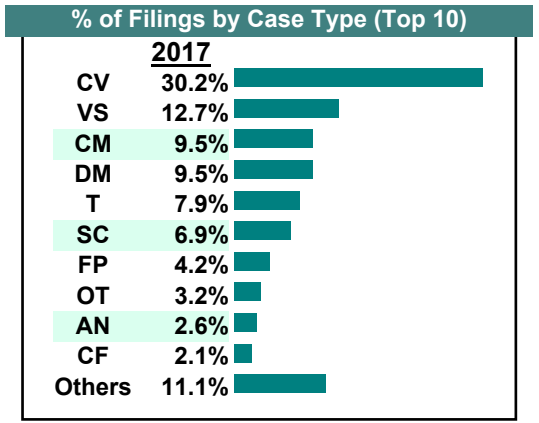
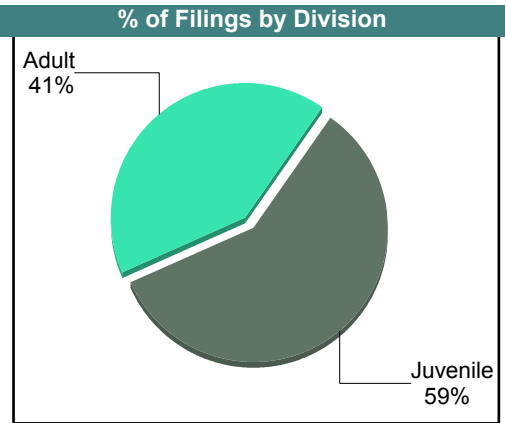



# CASELOAD STATISTICS OF THE JUVENILE & DOMESTIC RELATIONS COURTS

August 2017

**Wythe**  
District: 27

		<u>Filings</u>	<u>Hearings</u>	<u>Transactions</u>	<u>Concluded</u>	<u>Cont</u>
<b><u>Adult</u></b>						
Capias	CA	1	8	8	2	6
Felony	CF	4	54	54	13	41
Misdemeanor	CM	18	67	67	27	40
Family Abuse - Prot Order	FP	8	15	15	3	12
Motion - Prot Order	MP	3	3	3	2	1
Other	OT	6	7	7	5	2
Violation of PO	PV	1	1	1	1	-
Show Cause	SC	13	64	64	32	32
Civil Support	VS	24	48	48	27	21
<b>Adult Total</b>		<b>78</b>	<b>267</b>	<b>267</b>	<b>112</b>	<b>155</b>
<b><u>Juvenile</u></b>						
Abuse or Neglect	AN	5	25	25	2	23
Child in Need of Services	CS	0	3	3	0	3
Custody Visitation	CV	57	181	181	58	123
Felony	DF	1	19	19	4	15
Misdemeanor	DM	18	42	42	10	32
Foster Care Review	FC	4	4	4	4	-
Initial Foster Care	IF	2	2	2	2	-
Permanency	PH	2	2	2	0	2
Petition	PT	0	2	2	2	-
Violation of PO	PV	1	1	1	0	1
Show Cause	SC	0	4	4	0	4
Status	ST	3	5	5	1	4
Traffic	T	15	19	24	17	7
Term Parental Rights	TP	3	3	3	0	3
Truancy	TR	0	12	12	2	10
<b>Juvenile Total</b>		<b>111</b>	<b>324</b>	<b>329</b>	<b>102</b>	<b>227</b>
<b>Wythe Totals</b>		<b>189</b>	<b>591</b>	<b>596</b>	<b>214</b>	<b>382</b>

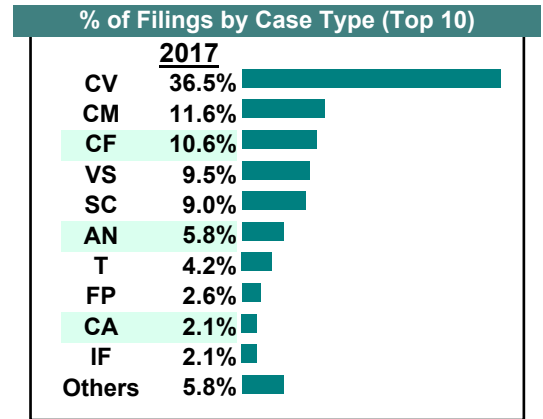
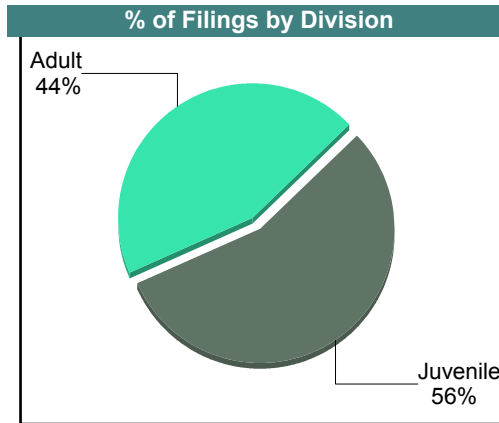



# CASELOAD STATISTICS OF THE JUVENILE & DOMESTIC RELATIONS COURTS

July 2017

**Wythe**  
District: 27

		<u>Filings</u>	<u>Hearings</u>	<u>Transactions</u>	<u>Concluded</u>	<u>Cont</u>
<b><u>Adult</u></b>						
Capias	CA	4	7	7	0	7
Felony	CF	20	38	38	6	32
Misdemeanor	CM	22	78	78	17	61
Family Abuse - Prot Order	FP	5	11	11	5	6
Show Cause	SC	15	49	49	9	40
Civil Support	VS	18	40	40	13	27
<b>Adult Total</b>		<b>84</b>	<b>223</b>	<b>223</b>	<b>50</b>	<b>173</b>
<b><u>Juvenile</u></b>						
Abuse or Neglect	AN	11	28	28	4	24
Child in Need of Services	CS	0	2	2	0	2
Custody Visitation	CV	69	159	159	63	96
Felony	DF	1	11	11	0	11
Misdemeanor	DM	2	32	32	10	22
Foster Care Review	FC	1	1	1	1	-
Initial Foster Care	IF	4	4	4	4	-
Permanency	PH	3	3	3	3	-
Remand Custody	RC	1	1	1	1	-
Show Cause	SC	2	4	4	1	3
Status	ST	1	1	1	0	1
Traffic	T	8	12	13	3	10
Truancy	TR	2	11	11	1	10
<b>Juvenile Total</b>		<b>105</b>	<b>269</b>	<b>270</b>	<b>91</b>	<b>179</b>
<b>Wythe Totals</b>		<b>189</b>	<b>492</b>	<b>493</b>	<b>141</b>	<b>352</b>

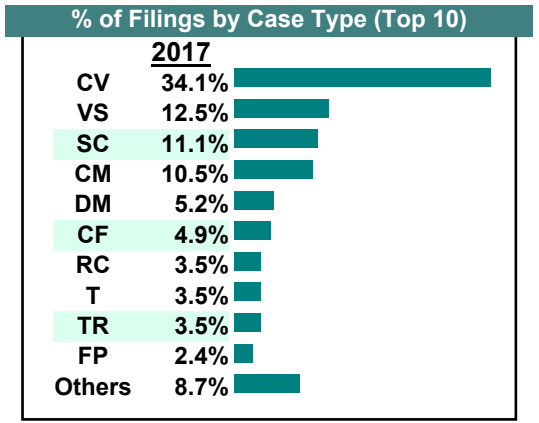
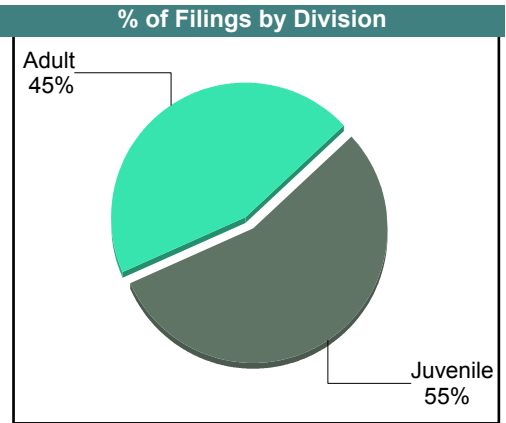



# CASELOAD STATISTICS OF THE JUVENILE & DOMESTIC RELATIONS COURTS

June 2017

**Wythe**  
District: 27

		<u>Filings</u>	<u>Hearings</u>	<u>Transactions</u>	<u>Concluded</u>	<u>Cont</u>
<b><u>Adult</u></b>						
Capias	CA	2	3	3	1	2
Felony	CF	14	36	36	3	33
Misdemeanor	CM	30	63	63	11	52
Family Abuse - Prot Order	FP	7	15	15	7	8
Motion - Prot Order	MP	4	4	4	4	-
Other	OT	2	3	3	2	1
Remand Support	RS	2	2	2	2	-
Show Cause	SC	31	62	62	14	48
Civil Support	VS	36	65	65	30	35
<b>Adult Total</b>		<b>128</b>	<b>253</b>	<b>253</b>	<b>74</b>	<b>179</b>
<b><u>Juvenile</u></b>						
Abuse or Neglect	AN	6	28	28	7	21
Child in Need of Services	CS	1	2	2	0	2
Custody Visitation	CV	98	231	231	96	135
Felony	DF	0	6	6	3	3
Misdemeanor	DM	15	40	40	14	26
Initial Foster Care	IF	2	2	2	2	-
Motion - Prot Order	MP	1	1	1	1	-
Permanency	PH	3	3	3	3	-
Petition	PT	2	2	2	0	2
Remand Custody	RC	10	10	10	10	-
Show Cause	SC	1	1	1	0	1
Status	ST	0	2	2	1	1
Traffic	T	10	10	12	6	6
Term Parental Rights	TP	0	1	1	1	-
Truancy	TR	10	17	17	0	17
<b>Juvenile Total</b>		<b>159</b>	<b>356</b>	<b>358</b>	<b>144</b>	<b>214</b>
<b>Wythe Totals</b>		<b>287</b>	<b>609</b>	<b>611</b>	<b>218</b>	<b>393</b>

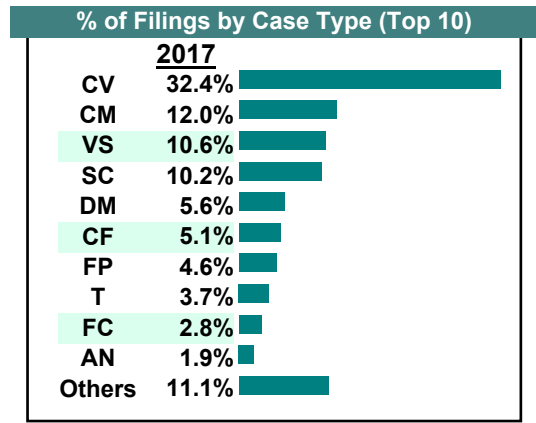
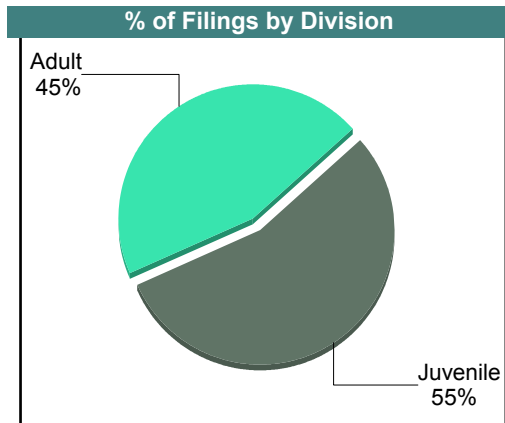



**CASELOAD STATISTICS OF THE JUVENILE & DOMESTIC RELATIONS COURTS**

May 2017

**Wythe**  
District: 27

		<u>Filings</u>	<u>Hearings</u>	<u>Transactions</u>	<u>Concluded</u>	<u>Cont</u>
<b><u>Adult</u></b>						
Non-Family Abuse Prot Order	AP	1	2	2	1	1
Capias	CA	1	3	3	2	1
Felony	CF	11	32	37	12	25
Misdemeanor	CM	26	75	75	19	56
Family Abuse - Prot Order	FP	10	20	20	10	10
Other	OT	2	2	2	1	1
Violation of PO	PV	1	1	1	1	-
Show Cause	SC	21	49	49	22	27
SL/Other	SL	1	1	1	1	-
Civil Support	VS	23	37	37	26	11
<b>Adult Total</b>		<b>97</b>	<b>222</b>	<b>227</b>	<b>95</b>	<b>132</b>
<b><u>Juvenile</u></b>						
Abuse or Neglect	AN	4	13	13	3	10
Child in Need of Services	CS	1	2	2	0	2
Custody Visitation	CV	70	154	154	62	92
Felony	DF	4	17	17	4	13
Misdemeanor	DM	12	44	44	18	26
Entrustment	ET	0	1	1	1	-
Foster Care Review	FC	6	6	6	6	-
Initial Foster Care	IF	3	3	3	3	-
Permanency	PH	4	6	6	6	-
Petition	PT	0	1	1	1	-
Show Cause	SC	1	1	1	1	-
Status	ST	3	5	5	1	4
Traffic	T	8	7	11	5	6
Term Parental Rights	TP	1	5	5	3	2
Truancy	TR	2	12	12	4	8
<b>Juvenile Total</b>		<b>119</b>	<b>277</b>	<b>281</b>	<b>118</b>	<b>163</b>
<b>Wythe Totals</b>		<b>216</b>	<b>499</b>	<b>508</b>	<b>213</b>	<b>295</b>

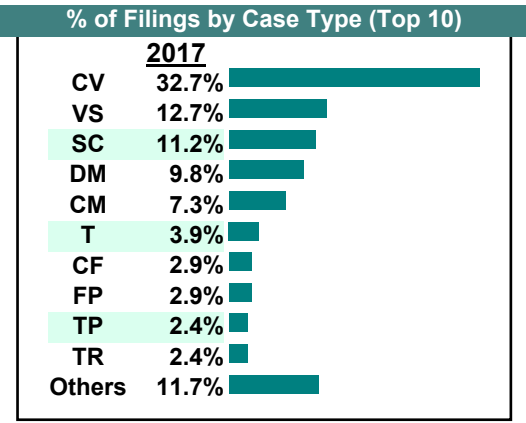
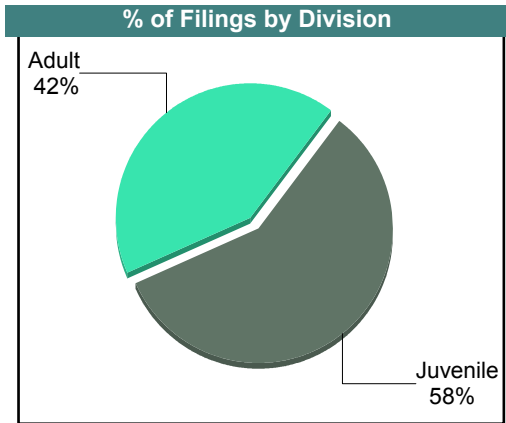
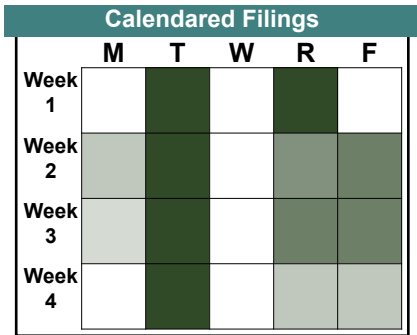


# CASELOAD STATISTICS OF THE JUVENILE & DOMESTIC RELATIONS COURTS

April 2017

**Wythe**  
District: 27

		<u>Filings</u>	<u>Hearings</u>	<u>Transactions</u>	<u>Concluded</u>	<u>Cont</u>
<b><u>Adult</u></b>						
Non-Family Abuse Prot Order	AP	0	2	2	2	-
Capias	CA	1	4	4	2	2
Felony	CF	6	17	21	8	13
Misdemeanor	CM	15	45	45	22	23
Crim Support	CS	0	1	1	1	-
Family Abuse - Prot Order	FP	6	19	19	11	8
Motion - Prot Order	MP	4	4	4	4	-
Other	OT	2	2	2	2	-
Violation of PO	PV	2	2	2	2	-
Show Cause	SC	23	78	78	43	35
SL/Other	SL	1	1	1	1	-
Civil Support	VS	26	45	45	23	22
<b>Adult Total</b>		<b>86</b>	<b>220</b>	<b>224</b>	<b>121</b>	<b>103</b>
<b><u>Juvenile</u></b>						
Abuse or Neglect	AN	1	8	8	1	7
Child in Need of Services	CS	1	1	1	0	1
Custody Visitation	CV	67	150	150	66	84
Felony	DF	1	17	17	0	17
Misdemeanor	DM	20	47	47	16	31
Entrustment	ET	1	1	1	0	1
Foster Care Review	FC	3	3	3	3	-
Initial Foster Care	IF	2	2	2	2	-
Permanency	PH	4	4	4	2	2
Petition	PT	0	1	1	1	-
Status	ST	1	4	4	3	1
Traffic	T	8	18	19	12	7
Term Parental Rights	TP	5	5	5	2	3
Truancy	TR	5	9	9	1	8
<b>Juvenile Total</b>		<b>119</b>	<b>270</b>	<b>271</b>	<b>109</b>	<b>162</b>
<b>Wythe Totals</b>		<b>205</b>	<b>490</b>	<b>495</b>	<b>230</b>	<b>265</b>





# CASELOAD STATISTICS OF THE JUVENILE & DOMESTIC RELATIONS COURTS

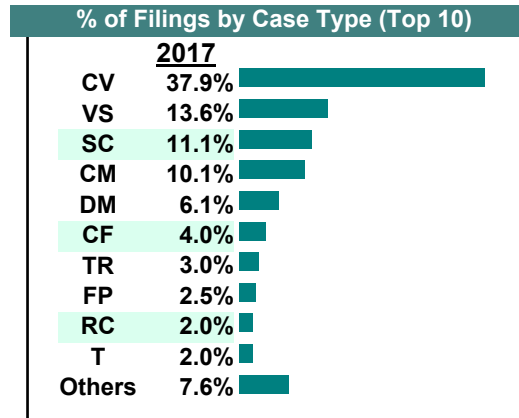
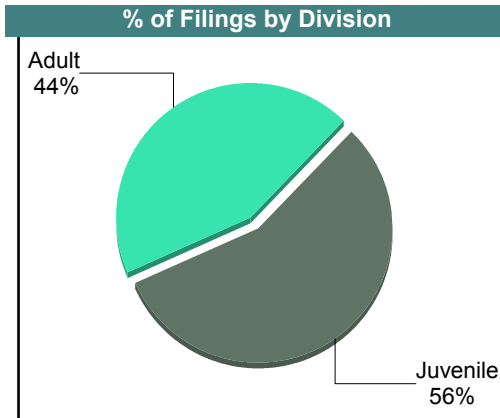
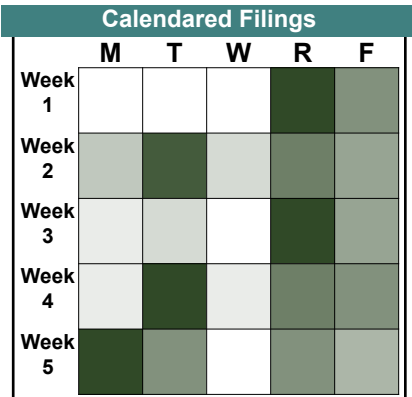
March 2017

**Wythe**  
District: 27

		<u>Filings</u>	<u>Hearings</u>	<u>Transactions</u>	<u>Concluded</u>	<u>Cont</u>
<b><u>Adult</u></b>						
Non-Family Abuse Prot Order	AP	0	1	1	1	-
Capias	CA	0	2	2	1	1
Felony	CF	8	38	38	13	25
Misdemeanor	CM	20	77	77	27	50
Family Abuse - Prot Order	FP	5	11	11	3	8
Other	OT	3	4	4	3	1
Violation of PO	PV	1	1	1	1	-
Remand Support	RS	1	1	1	1	-
Show Cause	SC	22	66	66	22	44
Civil Support	VS	27	45	45	30	15
<b>Adult Total</b>		<b>87</b>	<b>246</b>	<b>246</b>	<b>102</b>	<b>144</b>

<b><u>Juvenile</u></b>						
Abuse or Neglect	AN	3	13	13	0	13
Child in Need of Services	CS	0	3	3	1	2
Custody Visitation	CV	75	161	161	65	96
Felony	DF	2	27	29	4	25
Misdemeanor	DM	12	37	37	11	26
Foster Care Review	FC	1	1	1	1	-
Permanency	PH	1	1	1	1	-
Petition	PT	1	1	1	0	1
Violation of PO	PV	2	2	2	2	-
Remand Custody	RC	4	4	4	4	-
Status	ST	0	1	1	1	-
Traffic	T	4	14	15	6	9
Truancy	TR	6	15	15	5	10
<b>Juvenile Total</b>		<b>111</b>	<b>280</b>	<b>283</b>	<b>101</b>	<b>182</b>

<b>Wythe Totals</b>		<b>198</b>	<b>526</b>	<b>529</b>	<b>203</b>	<b>326</b>
---------------------	--	------------	------------	------------	------------	------------

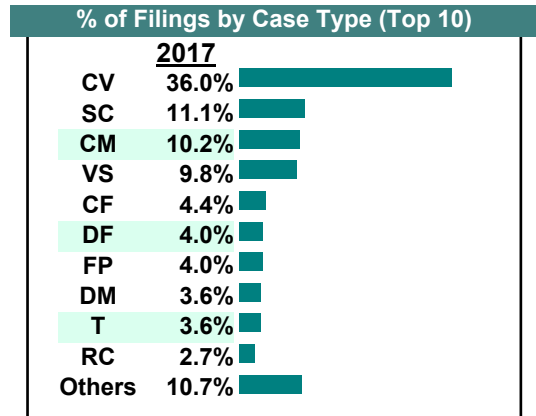
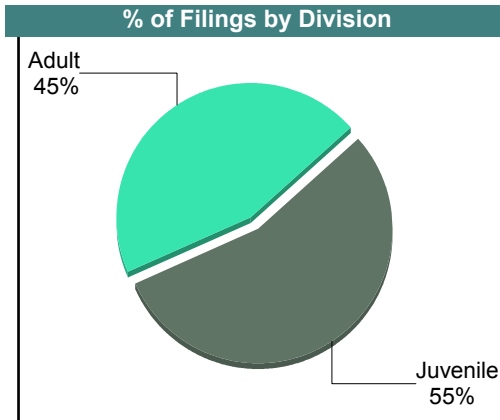
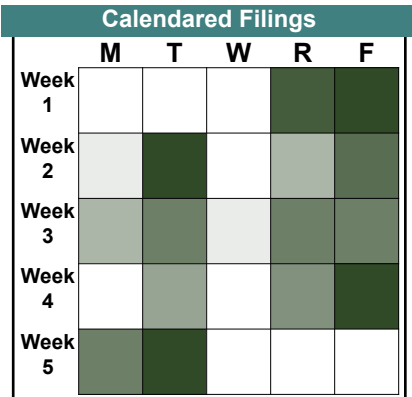


# CASELOAD STATISTICS OF THE JUVENILE & DOMESTIC RELATIONS COURTS

February 2017

**Wythe**  
District: 27

		<u>Filings</u>	<u>Hearings</u>	<u>Transactions</u>	<u>Concluded</u>	<u>Cont</u>
<b><u>Adult</u></b>						
Non-Family Abuse Prot Order	AP	2	3	3	0	3
Capias	CA	2	6	6	2	4
Felony	CF	10	26	27	10	17
Misdemeanor	CM	23	61	61	13	48
Family Abuse - Prot Order	FP	9	22	22	10	12
Motion - Prot Order	MP	2	2	2	2	-
Other	OT	2	2	2	2	-
Violation of PO	PV	2	2	2	2	-
Show Cause	SC	25	62	62	21	41
SL/Other	SL	2	2	2	2	-
Civil Support	VS	22	42	42	26	16
<b>Adult Total</b>		<b>101</b>	<b>230</b>	<b>231</b>	<b>90</b>	<b>141</b>
<b><u>Juvenile</u></b>						
Abuse or Neglect	AN	3	8	8	2	6
Child in Need of Services	CS	1	3	3	1	2
Custody Visitation	CV	81	157	157	66	91
Felony	DF	9	23	23	4	19
Misdemeanor	DM	8	37	37	14	23
Foster Care Review	FC	2	2	2	2	-
Permanency	PH	4	4	4	4	-
Remand Custody	RC	6	6	6	6	-
Show Cause	SC	0	4	4	3	1
Status	ST	0	1	1	0	1
Traffic	T	8	10	12	7	5
Truancy	TR	2	3	3	0	3
<b>Juvenile Total</b>		<b>124</b>	<b>258</b>	<b>260</b>	<b>109</b>	<b>151</b>
<b>Wythe Totals</b>		<b>225</b>	<b>488</b>	<b>491</b>	<b>199</b>	<b>292</b>

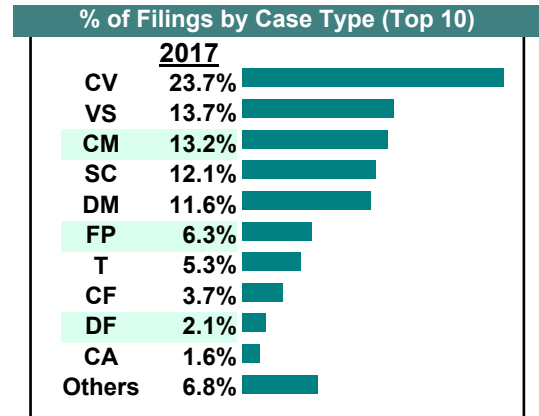
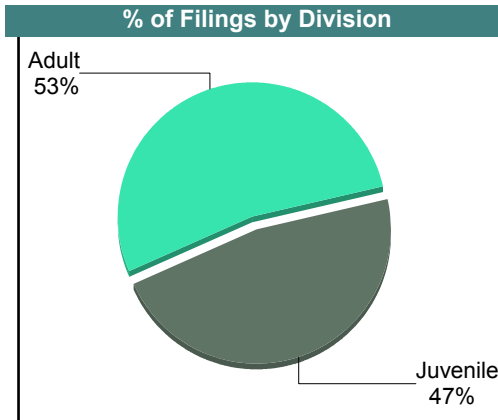
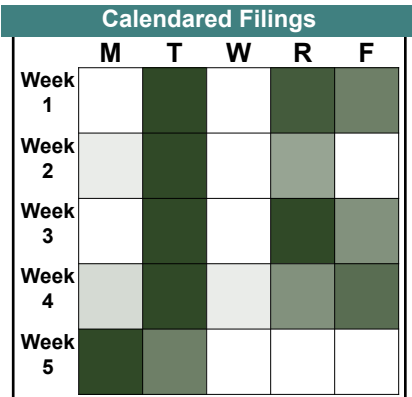


# CASELOAD STATISTICS OF THE JUVENILE & DOMESTIC RELATIONS COURTS

January 2017

**Wythe**  
District: 27

		<u>Filings</u>	<u>Hearings</u>	<u>Transactions</u>	<u>Concluded</u>	<u>Cont</u>
<b><u>Adult</u></b>						
Capias	CA	3	6	6	2	4
Felony	CF	7	34	39	14	25
Misdemeanor	CM	25	96	96	24	72
Crim Support	CS	0	1	1	0	1
Family Abuse - Prot Order	FP	12	19	19	8	11
Motion - Prot Order	MP	1	1	1	1	-
Other	OT	3	3	3	3	-
Violation of PO	PV	1	2	2	2	-
Show Cause	SC	23	86	86	37	49
Civil Support	VS	26	46	46	23	23
<b>Adult Total</b>		<b>101</b>	<b>294</b>	<b>299</b>	<b>114</b>	<b>185</b>
<b><u>Juvenile</u></b>						
Abuse or Neglect	AN	2	9	9	2	7
Child in Need of Services	CS	0	3	3	1	2
Custody Visitation	CV	45	153	153	86	67
Felony	DF	4	29	29	9	20
Misdemeanor	DM	22	80	80	26	54
Foster Care Review	FC	1	1	1	1	-
Permanency	PH	2	2	2	2	-
Petition	PT	0	1	1	0	1
Show Cause	SC	0	2	2	0	2
Status	ST	3	5	7	4	3
Traffic	T	10	21	22	12	10
Term Parental Rights	TP	0	1	1	1	-
Truancy	TR	0	6	6	1	5
<b>Juvenile Total</b>		<b>89</b>	<b>313</b>	<b>316</b>	<b>145</b>	<b>171</b>
<b>Wythe Totals</b>		<b>190</b>	<b>607</b>	<b>615</b>	<b>259</b>	<b>356</b>



**Filings by Court & Division**

		Bland	Carroll	Floyd	Galax	Giles	Grayson	Montgomery	Pulaski	Radford	Wythe	Total	
<b>A</b>	<b>Civil Support</b>	34 2%	201 11%	87 5%	60 3%	159 9%	76 4%	422 23%	416 23%	73 4%	284 16%	<b>1,812</b>	
	<b>Adult Misdemeanor</b>	36 2%	262 15%	56 3%	97 6%	105 6%	90 5%	395 23%	329 19%	108 6%	237 14%	<b>1,715</b>	
	<b>Show Cause</b>	24 1%	248 15%	70 4%	52 3%	118 7%	69 4%	378 23%	310 19%	108 7%	253 16%	<b>1,630</b>	
	<b>Adult Felony</b>	29 3%	181 21%	15 2%	46 5%	77 9%	25 3%	184 22%	117 14%	62 7%	111 13%	<b>847</b>	
	<b>Family Abuse - Prot Order</b>	6 1%	59 12%	17 4%	26 5%	50 11%	15 3%	92 19%	98 21%	26 5%	85 18%	<b>474</b>	
	<b>Capias</b>	2 1%	84 23%	5 1%	26 7%	21 6%	29 8%	87 24%	77 21%	15 4%	24 6%	<b>370</b>	
	<b>Motion - Prot Order</b>	2 2%	7 6%	3 2%	7 6%	9 7%	3 2%	23 19%	35 29%	13 11%	20 16%	<b>122</b>	
	<b>Other</b>	1 1%	19 19%	5 5%	13 13%	2 2%	14 14%	12 12%	8 8%	6 6%	22 22%	<b>102</b>	
	<b>Violation of PO</b>	- 0%	2 4%	- 0%	3 6%	1 2%	2 4%	2 4%	28 57%	- 0%	11 22%	<b>49</b>	
	<b>Remand Support</b>	3 10%	- 0%	2 7%	- 0%	6 21%	- 0%	5 17%	5 17%	5 17%	3 10%	<b>29</b>	
	<b>Non-Family Abuse Prot Order</b>	- 0%	3 12%	2 8%	- 0%	- 0%	1 4%	2 8%	10 38%	3 12%	5 19%	<b>26</b>	
	<b>SL/Other</b>	- 0%	- 0%	1 6%	- 0%	2 11%	1 6%	6 33%	- 0%	2 11%	6 33%	<b>18</b>	
	<b>Protective Order</b>	- 0%	2 33%	1 17%	- 0%	- 0%	- 0%	- 0%	1 17%	2 33%	- 0%	<b>6</b>	
	<b>Bond Forfeiture</b>	- 0%	1 33%	- 0%	- 0%	- 0%	- 0%	2 67%	- 0%	- 0%	- 0%	<b>3</b>	
	<b>Restricted O/L</b>	- 0%	- 0%	- 0%	- 0%	- 0%	- 0%	2 67%	1 33%	- 0%	- 0%	<b>3</b>	
	<b>Violation Fam Abuse PO</b>	- 0%	- 0%	- 0%	- 0%	1 100%	- 0%	- 0%	- 0%	- 0%	- 0%	<b>1</b>	
	<b>Criminal Support</b>	- 0%	- 0%	- 0%	- 0%	- 0%	- 0%	- 0%	- 0%	- 0%	- 0%	<b>0</b>	
	<b>Total</b>		137 2%	1,069 15%	264 4%	330 5%	551 8%	325 5%	1,612 22%	1,435 20%	423 6%	1,061 15%	<b>7,207</b>
	<b>J</b>	<b>Custody Visitation</b>	66 1%	754 14%	302 6%	242 5%	488 9%	274 5%	1,082 20%	1,026 19%	216 4%	831 16%	<b>5,281</b>
		<b>Delinquency</b>	26 2%	163 14%	61 5%	73 6%	128 11%	96 8%	185 16%	160 14%	78 7%	206 18%	<b>1,176</b>
<b>Traffic</b>		33 5%	83 13%	40 6%	56 9%	69 11%	53 8%	83 13%	74 11%	27 4%	132 20%	<b>650</b>	
<b>Abuse or Neglect</b>		4 1%	35 12%	18 6%	14 5%	59 20%	11 4%	57 19%	38 13%	17 6%	46 15%	<b>299</b>	
<b>Permanency</b>		5 2%	47 17%	7 3%	18 6%	44 16%	28 10%	10 4%	84 30%	8 3%	29 10%	<b>280</b>	
<b>Foster Care Review</b>		3 1%	31 13%	16 7%	18 7%	35 15%	23 10%	10 4%	66 27%	9 4%	30 12%	<b>241</b>	

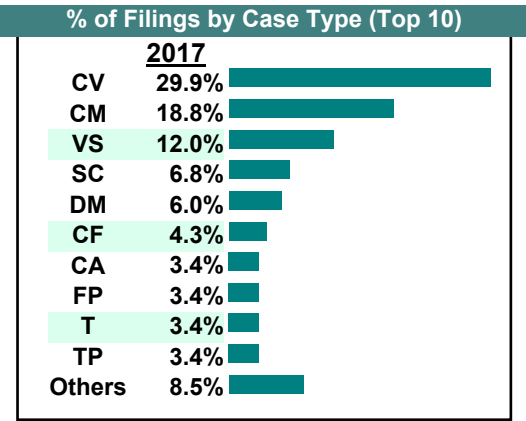
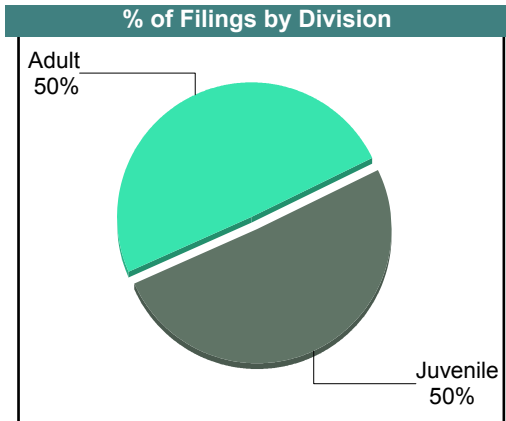
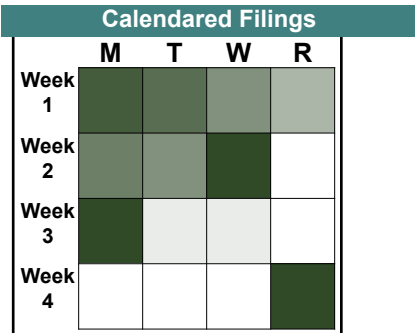
	Bland	Carroll	Floyd	Galax	Giles	Grayson	Montgomery	Pulaski	Radford	Wythe	Total
<b>J Initial Foster Care</b>	2 1%	33 19%	13 7%	14 8%	31 17%	10 6%	13 7%	35 20%	6 3%	21 12%	<b>178</b>
<b>Truancy</b>	- 0%	41 30%	6 4%	11 8%	14 10%	8 6%	16 12%	13 9%	- 0%	28 20%	<b>137</b>
<b>Status Offense/Other</b>	- 0%	11 8%	7 5%	10 8%	36 27%	1 1%	20 15%	18 14%	8 6%	22 17%	<b>133</b>
<b>Term Parental Rights</b>	- 0%	16 16%	1 1%	4 4%	12 12%	15 15%	12 12%	26 25%	8 8%	9 9%	<b>103</b>
<b>Show Cause</b>	- 0%	5 6%	5 6%	2 2%	3 3%	3 3%	28 31%	22 24%	14 16%	8 9%	<b>90</b>
<b>Remand Custody</b>	1 1%	- 0%	7 9%	- 0%	15 19%	1 1%	15 19%	6 7%	12 15%	24 30%	<b>81</b>
<b>Child in Need of Services</b>	- 0%	7 13%	- 0%	4 8%	9 17%	4 8%	5 10%	12 23%	1 2%	10 19%	<b>52</b>
<b>Paternity</b>	- 0%	3 7%	- 0%	4 9%	8 19%	4 9%	9 21%	9 21%	3 7%	3 7%	<b>43</b>
<b>Remand Visitation</b>	- 0%	- 0%	5 12%	- 0%	12 29%	- 0%	3 7%	10 24%	12 29%	- 0%	<b>42</b>
<b>Motion - Prot Order</b>	- 0%	11 31%	- 0%	- 0%	10 29%	- 0%	4 11%	7 20%	2 6%	1 3%	<b>35</b>
<b>Child at Risk</b>	- 0%	- 0%	2 10%	- 0%	- 0%	1 5%	1 5%	16 80%	- 0%	- 0%	<b>20</b>
<b>Voluntary Continuing Capias</b>	- 0%	5 26%	1 5%	1 5%	3 16%	2 11%	2 11%	2 11%	1 5%	2 11%	<b>19</b>
<b>Custody Relief</b>	- 0%	6 35%	- 0%	1 6%	4 24%	1 6%	- 0%	5 29%	- 0%	- 0%	<b>17</b>
<b>Entrustment</b>	1 6%	6 38%	- 0%	- 0%	1 6%	3 19%	5 31%	- 0%	- 0%	- 0%	<b>16</b>
<b>Non-Family Abuse Prot Order</b>	- 0%	2 29%	- 0%	- 0%	3 43%	- 0%	1 14%	1 14%	- 0%	- 0%	<b>7</b>
<b>Juv Support</b>	- 0%	- 0%	- 0%	- 0%	2 40%	- 0%	1 20%	- 0%	2 40%	- 0%	<b>5</b>
<b>Emancipation</b>	- 0%	- 0%	- 0%	- 0%	- 0%	- 0%	2 50%	1 25%	- 0%	1 25%	<b>4</b>
<b>Violation of PO</b>	- 0%	- 0%	- 0%	- 0%	- 0%	- 0%	- 0%	- 0%	- 0%	3 100%	<b>3</b>
<b>Family Abuse - Prot Order</b>	- 0%	1 50%	- 0%	- 0%	1 50%	- 0%	- 0%	- 0%	- 0%	- 0%	<b>2</b>
<b>Protective Order</b>	- 0%	- 0%	- 0%	- 0%	- 0%	- 0%	- 0%	1 100%	- 0%	- 0%	<b>1</b>
<b>Total</b>	141 2%	1,262 14%	491 6%	472 5%	991 11%	539 6%	1,564 18%	1,633 18%	424 5%	1,407 16%	<b>8,924</b>
<b>Total</b>	278 2%	2,331 14%	755 5%	802 5%	1,542 10%	864 5%	3,176 20%	3,068 19%	847 5%	2,468 15%	<b>16,131</b>

**CASELOAD STATISTICS OF THE JUVENILE & DOMESTIC RELATIONS COURTS**

December 2017

**Bristol**  
District: 28

		<u>Filings</u>	<u>Hearings</u>	<u>Transactions</u>	<u>Concluded</u>	<u>Cont</u>
<b>Adult</b>						
Non-Family Abuse Prot Order	AP	0	2	2	2	-
Capias	CA	4	11	11	3	8
Felony	CF	5	13	13	3	10
Misdemeanor	CM	22	58	58	17	41
Family Abuse - Prot Order	FP	4	13	13	5	8
Motion - Prot Order	MP	1	1	1	0	1
Other	OT	1	1	1	1	-
Show Cause	SC	7	30	30	10	20
Civil Support	VS	14	23	23	14	9
<b>Adult Total</b>		<b>58</b>	<b>152</b>	<b>152</b>	<b>55</b>	<b>97</b>
<b>Juvenile</b>						
Abuse or Neglect	AN	0	5	5	5	-
Custody Visitation	CV	35	76	76	32	44
Felony	DF	2	4	4	1	3
Misdemeanor	DM	7	25	25	6	19
Initial Foster Care	IF	1	1	1	1	-
Permanency	PH	3	5	5	3	2
Petition	PT	0	2	2	1	1
Show Cause	SC	1	1	1	0	1
Status	ST	2	2	2	1	1
Traffic	T	4	9	9	6	3
Term Parental Rights	TP	4	11	11	4	7
<b>Juvenile Total</b>		<b>59</b>	<b>141</b>	<b>141</b>	<b>60</b>	<b>81</b>
<b>Bristol Totals</b>		<b>117</b>	<b>293</b>	<b>293</b>	<b>115</b>	<b>178</b>

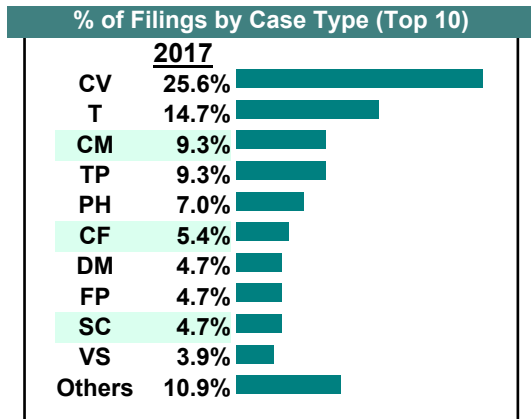
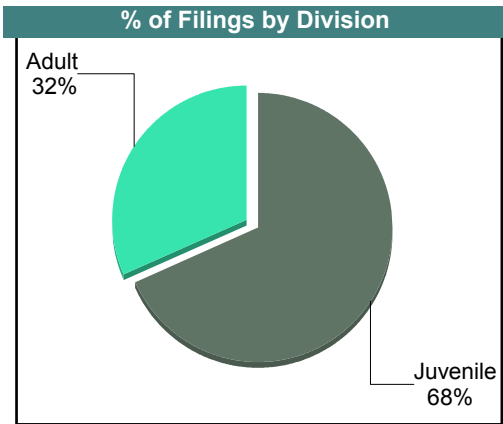
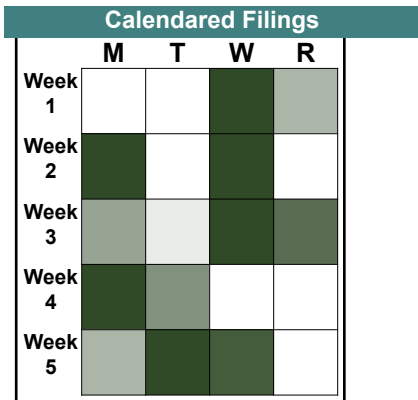


**CASELOAD STATISTICS OF THE JUVENILE & DOMESTIC RELATIONS COURTS**

November 2017

**Bristol**  
District: 28

		<u>Filings</u>	<u>Hearings</u>	<u>Transactions</u>	<u>Concluded</u>	<u>Cont</u>
<b><u>Adult</u></b>						
Capias	CA	3	8	8	5	3
Felony	CF	7	13	13	3	10
Misdemeanor	CM	12	52	52	27	25
Family Abuse - Prot Order	FP	6	19	19	6	13
Other	OT	2	2	2	2	-
Show Cause	SC	6	25	25	15	10
Civil Support	VS	5	16	16	9	7
<b>Adult Total</b>		<b>41</b>	<b>135</b>	<b>135</b>	<b>67</b>	<b>68</b>
<b><u>Juvenile</u></b>						
Abuse or Neglect	AN	0	3	3	1	2
Custody Relief	CR	0	1	1	1	-
Custody Visitation	CV	33	73	73	25	48
Felony	DF	0	8	8	0	8
Misdemeanor	DM	6	23	23	10	13
Entrustment	ET	1	1	1	1	-
Foster Care Review	FC	2	2	2	2	-
Initial Foster Care	IF	1	1	1	1	-
Permanency	PH	9	9	9	9	-
Petition	PT	1	1	1	0	1
Traffic	T	19	18	24	17	7
Term Parental Rights	TP	12	12	12	0	12
Truancy	TR	3	8	8	4	4
Voluntary Continuing Services Agreement	VA	1	1	1	1	-
<b>Juvenile Total</b>		<b>88</b>	<b>161</b>	<b>167</b>	<b>72</b>	<b>95</b>
<b>Bristol Totals</b>		<b>129</b>	<b>296</b>	<b>302</b>	<b>139</b>	<b>163</b>

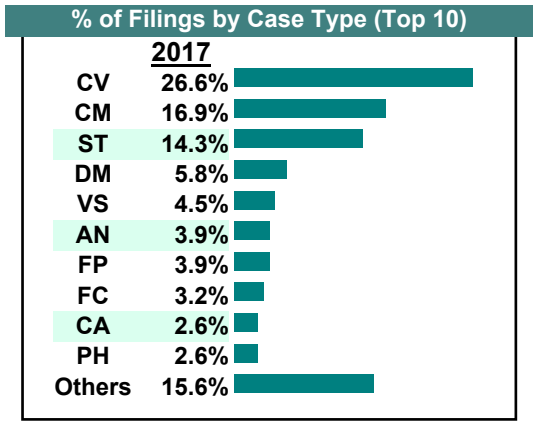
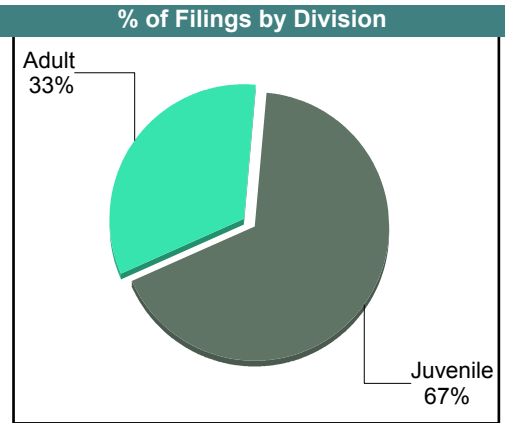



# CASELOAD STATISTICS OF THE JUVENILE & DOMESTIC RELATIONS COURTS

October 2017

**Bristol**  
District: 28

		<u>Filings</u>	<u>Hearings</u>	<u>Transactions</u>	<u>Concluded</u>	<u>Cont</u>
<b>Adult</b>						
Non-Family Abuse Prot Order	AP	0	2	2	0	2
Capias	CA	4	8	8	3	5
Felony	CF	3	6	6	0	6
Misdemeanor	CM	26	56	56	14	42
Family Abuse - Prot Order	FP	6	14	14	3	11
Motion - Prot Order	MP	1	1	1	1	-
Remand Support	RS	2	2	2	2	-
Show Cause	SC	2	25	25	6	19
Civil Support	VS	7	13	13	6	7
<b>Adult Total</b>		<b>51</b>	<b>127</b>	<b>127</b>	<b>35</b>	<b>92</b>
<b>Juvenile</b>						
Abuse or Neglect	AN	6	11	11	0	11
Custody Relief	CR	1	1	1	1	-
Custody Visitation	CV	41	79	79	30	49
Felony	DF	1	14	14	9	5
Misdemeanor	DM	9	21	21	5	16
Foster Care Review	FC	5	5	5	5	-
Permanency	PH	4	6	6	6	-
Petition	PT	2	3	3	2	1
Remand Custody	RC	2	2	2	2	-
Remand Visitation	RV	2	2	2	2	-
Status	ST	22	24	24	24	-
Traffic	T	4	3	4	2	2
Term Parental Rights	TP	0	1	1	1	-
Truancy	TR	3	6	6	3	3
Voluntary Continuing Services Agreement	VA	1	1	1	1	-
<b>Juvenile Total</b>		<b>103</b>	<b>179</b>	<b>180</b>	<b>93</b>	<b>87</b>
<b>Bristol Totals</b>		<b>154</b>	<b>306</b>	<b>307</b>	<b>128</b>	<b>179</b>



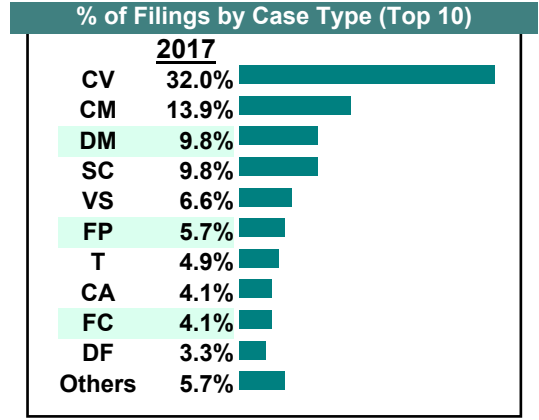
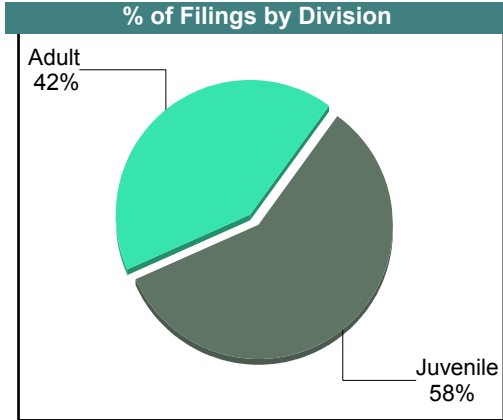
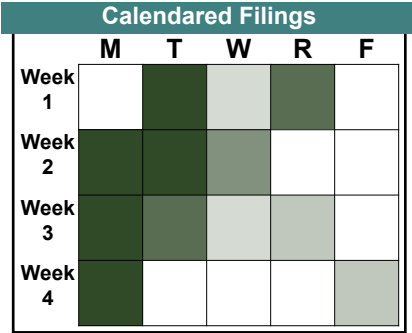


**CASELOAD STATISTICS OF THE JUVENILE & DOMESTIC RELATIONS COURTS**

September 2017

**Bristol**  
District: 28

		<u>Filings</u>	<u>Hearings</u>	<u>Transactions</u>	<u>Concluded</u>	<u>Cont</u>
<b><u>Adult</u></b>						
Capias	CA	5	11	11	4	7
Felony	CF	1	19	20	15	5
Misdemeanor	CM	17	36	36	4	32
Family Abuse - Prot Order	FP	7	11	11	3	8
Show Cause	SC	12	36	36	13	23
SL/Other	SL	1	1	1	1	-
Civil Support	VS	8	16	16	7	9
<b>Adult Total</b>		<b>51</b>	<b>130</b>	<b>131</b>	<b>47</b>	<b>84</b>
<b><u>Juvenile</u></b>						
Abuse or Neglect	AN	0	3	3	3	-
Non-Family Abuse Prot Order	AP	1	2	2	1	1
Custody Relief	CR	1	1	1	0	1
Custody Visitation	CV	39	69	69	34	35
Felony	DF	4	9	9	2	7
Misdemeanor	DM	12	26	26	15	11
Foster Care Review	FC	5	5	5	5	-
Permanency	PH	2	2	2	0	2
Petition	PT	1	1	1	0	1
Status	ST	0	2	2	0	2
Traffic	T	6	10	10	8	2
Term Parental Rights	TP	0	3	3	2	1
Truancy	TR	0	2	2	0	2
Voluntary Continuing Services Agreement	VA	0	1	1	1	-
<b>Juvenile Total</b>		<b>71</b>	<b>136</b>	<b>136</b>	<b>71</b>	<b>65</b>
<b>Bristol Totals</b>		<b>122</b>	<b>266</b>	<b>267</b>	<b>118</b>	<b>149</b>

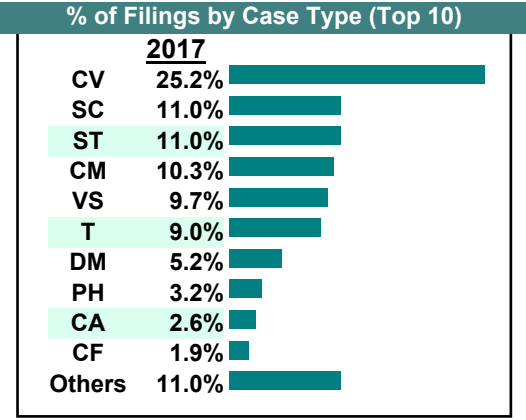
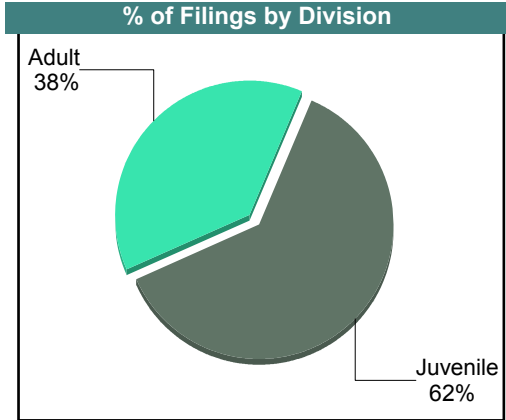
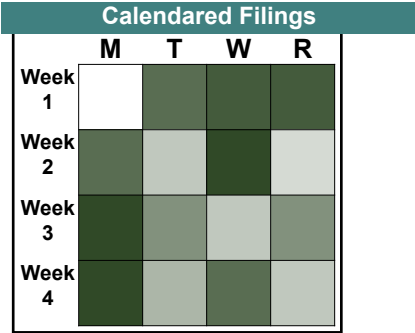


**CASELOAD STATISTICS OF THE JUVENILE & DOMESTIC RELATIONS COURTS**

**August 2017**

**Bristol**  
District: 28

		<u>Filings</u>	<u>Hearings</u>	<u>Transactions</u>	<u>Concluded</u>	<u>Cont</u>
<b><u>Adult</u></b>						
Non-Family Abuse Prot Order	AP	0	1	1	1	-
Capias	CA	4	9	9	3	6
Felony	CF	3	47	49	8	41
Misdemeanor	CM	16	58	58	22	36
Family Abuse - Prot Order	FP	3	15	15	8	7
Motion - Prot Order	MP	1	2	2	2	-
Remand Support	RS	0	1	1	1	-
Show Cause	SC	17	28	28	7	21
Civil Support	VS	15	21	21	12	9
<b>Adult Total</b>		<b>59</b>	<b>182</b>	<b>184</b>	<b>64</b>	<b>120</b>
<b><u>Juvenile</u></b>						
Abuse or Neglect	AN	0	11	11	4	7
Custody Relief	CR	3	3	3	3	-
Custody Visitation	CV	39	85	85	46	38
Felony	DF	1	21	21	7	14
Misdemeanor	DM	8	31	31	14	17
Foster Care Review	FC	3	3	3	3	-
Permanency	PH	5	5	5	5	-
Remand Custody	RC	2	2	2	2	-
Remand Visitation	RV	2	2	2	2	-
Status	ST	17	19	19	17	2
Traffic	T	14	23	24	19	5
Voluntary Continuing Services Agreement	VA	2	2	2	1	1
<b>Juvenile Total</b>		<b>96</b>	<b>207</b>	<b>208</b>	<b>123</b>	<b>84</b>
<b>Bristol Totals</b>		<b>155</b>	<b>389</b>	<b>392</b>	<b>187</b>	<b>204</b>

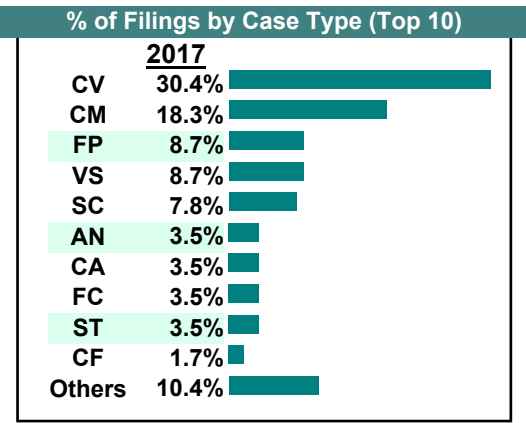
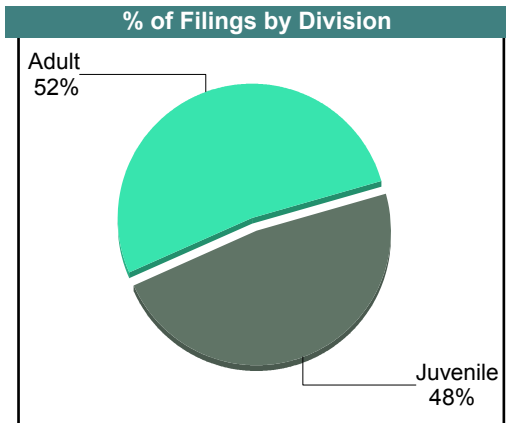
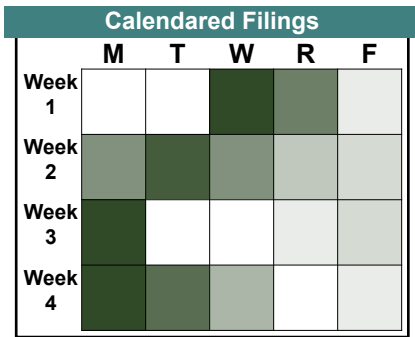


# CASELOAD STATISTICS OF THE JUVENILE & DOMESTIC RELATIONS COURTS

July 2017

**Bristol**  
District: 28

		<u>Filings</u>	<u>Hearings</u>	<u>Transactions</u>	<u>Concluded</u>	<u>Cont</u>
<b><u>Adult</u></b>						
Non-Family Abuse Prot Order	AP	1	1	1	0	1
Bond Forfeiture	BF	0	1	1	1	-
Capias	CA	4	5	5	4	1
Felony	CF	2	21	24	19	5
Misdemeanor	CM	21	58	58	18	40
Crim Support	CS	0	1	1	1	-
Family Abuse - Prot Order	FP	10	15	15	3	12
Motion - Prot Order	MP	2	3	3	2	1
Remand Support	RS	1	1	1	1	-
Show Cause	SC	9	30	30	12	18
Civil Support	VS	10	16	16	10	6
<b>Adult Total</b>		<b>60</b>	<b>152</b>	<b>155</b>	<b>71</b>	<b>84</b>
<b><u>Juvenile</u></b>						
Abuse or Neglect	AN	4	4	4	0	4
Capias	CA	0	1	1	1	-
Custody Relief	CR	1	1	1	1	-
Custody Visitation	CV	35	75	75	52	23
Felony	DF	0	8	8	0	8
Misdemeanor	DM	2	10	10	4	6
Foster Care Review	FC	4	4	4	4	-
Initial Foster Care	IF	1	1	1	1	-
Permanency	PH	1	1	1	1	-
Remand Custody	RC	1	1	1	1	-
Remand Visitation	RV	1	1	1	1	-
Status	ST	4	9	9	9	-
Traffic	T	1	2	2	1	1
Term Parental Rights	TP	0	3	3	0	3
<b>Juvenile Total</b>		<b>55</b>	<b>121</b>	<b>121</b>	<b>76</b>	<b>45</b>
<b>Bristol Totals</b>		<b>115</b>	<b>273</b>	<b>276</b>	<b>147</b>	<b>129</b>

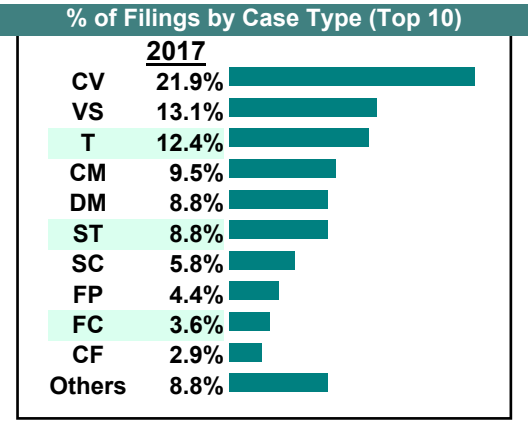
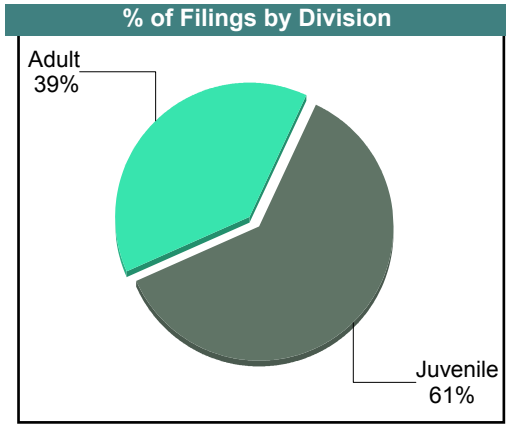
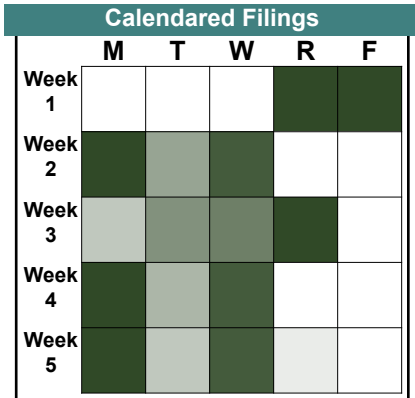


# CASELOAD STATISTICS OF THE JUVENILE & DOMESTIC RELATIONS COURTS

June 2017

**Bristol**  
District: 28

		<u>Filings</u>	<u>Hearings</u>	<u>Transactions</u>	<u>Concluded</u>	<u>Cont</u>
<b>Adult</b>						
Non-Family Abuse Prot Order	AP	0	2	2	0	2
Capias	CA	1	2	2	1	1
Felony	CF	4	48	48	11	37
Misdemeanor	CM	13	40	40	13	27
Family Abuse - Prot Order	FP	6	14	14	8	6
Motion - Prot Order	MP	3	4	4	2	2
Show Cause	SC	8	20	20	5	15
Civil Support	VS	18	22	22	9	13
<b>Adult Total</b>		<b>53</b>	<b>152</b>	<b>152</b>	<b>49</b>	<b>103</b>
<b>Juvenile</b>						
Abuse or Neglect	AN	0	5	5	5	-
Capias	CA	0	1	1	0	1
Custody Relief	CR	0	1	1	1	-
Custody Visitation	CV	30	92	92	45	47
Felony	DF	2	14	14	3	11
Misdemeanor	DM	12	30	30	11	19
Foster Care Review	FC	5	5	5	5	-
Initial Foster Care	IF	1	1	1	1	-
Permanency	PH	4	4	4	4	-
Petition	PT	1	1	1	0	1
Status	ST	12	14	14	8	6
Traffic	T	17	20	22	17	5
Term Parental Rights	TP	0	7	7	1	6
<b>Juvenile Total</b>		<b>84</b>	<b>195</b>	<b>197</b>	<b>101</b>	<b>96</b>
<b>Bristol Totals</b>		<b>137</b>	<b>347</b>	<b>349</b>	<b>150</b>	<b>199</b>



**CASELOAD STATISTICS OF THE JUVENILE & DOMESTIC RELATIONS COURTS**

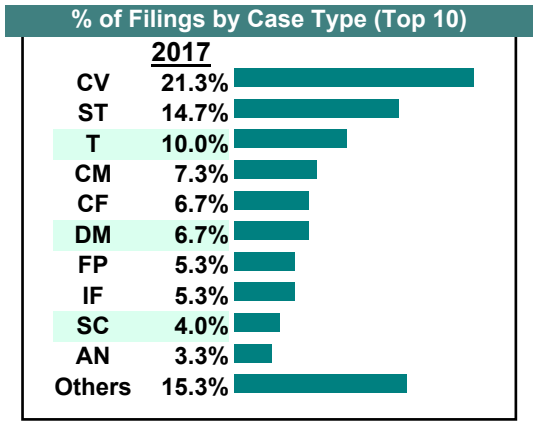
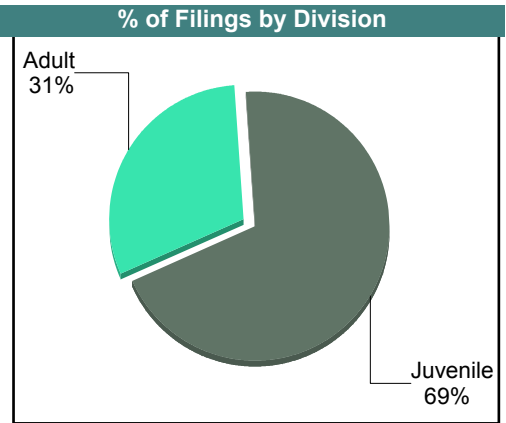

May 2017

**Bristol**  
District: 28

		<u>Filings</u>	<u>Hearings</u>	<u>Transactions</u>	<u>Concluded</u>	<u>Cont</u>
<b>Adult</b>						
Non-Family Abuse Prot Order	AP	2	4	4	0	4
Capias	CA	3	7	7	4	3
Felony	CF	10	52	52	3	49
Misdemeanor	CM	11	41	41	11	30
Family Abuse - Prot Order	FP	8	10	10	6	4
Motion - Prot Order	MP	1	1	1	1	-
Remand Support	RS	1	1	1	1	-
Show Cause	SC	6	21	21	13	8
Civil Support	VS	4	6	6	2	4
<b>Adult Total</b>		<b>46</b>	<b>143</b>	<b>143</b>	<b>41</b>	<b>102</b>

<b>Juvenile</b>						
Abuse or Neglect	AN	5	15	15	4	11
Custody Visitation	CV	32	85	85	30	55
Felony	DF	2	8	8	0	8
Misdemeanor	DM	10	30	30	14	16
Emancipation	EP	0	1	1	1	-
Foster Care Review	FC	5	5	5	5	-
Initial Foster Care	IF	8	8	8	8	-
Motion - Prot Order	MP	1	1	1	1	-
Permanency	PH	1	1	1	1	-
Petition	PT	1	1	1	1	-
Remand Custody	RC	1	1	1	1	-
Remand Visitation	RV	1	1	1	1	-
Status	ST	22	27	27	26	1
Traffic	T	15	18	20	12	8
Truancy	TR	0	1	1	0	1
<b>Juvenile Total</b>		<b>104</b>	<b>203</b>	<b>205</b>	<b>105</b>	<b>100</b>

<b>Bristol Totals</b>		<b>150</b>	<b>346</b>	<b>348</b>	<b>146</b>	<b>202</b>
-----------------------	--	------------	------------	------------	------------	------------



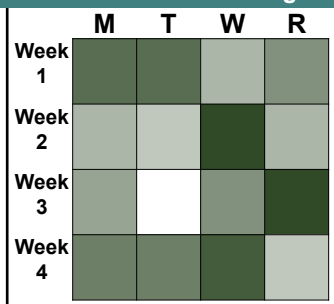
# CASELOAD STATISTICS OF THE JUVENILE & DOMESTIC RELATIONS COURTS

April 2017

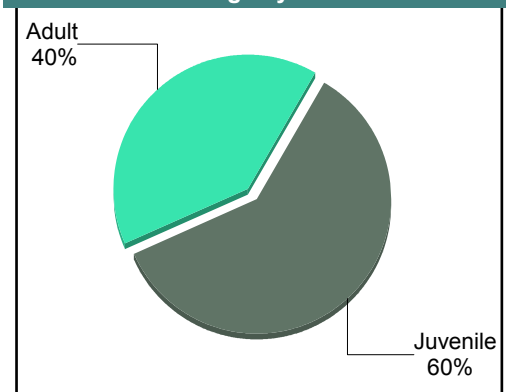
**Bristol**  
District: 28

		<u>Filings</u>	<u>Hearings</u>	<u>Transactions</u>	<u>Concluded</u>	<u>Cont</u>
<b>Adult</b>						
Bond Forfeiture	BF	1	1	1	0	1
Capias	CA	3	7	7	4	3
Felony	CF	27	55	55	8	47
Misdemeanor	CM	16	38	38	4	34
Family Abuse - Prot Order	FP	2	6	6	4	2
Motion - Prot Order	MP	1	2	2	2	-
Remand Support	RS	2	2	2	2	-
Show Cause	SC	4	22	22	6	16
Civil Support	VS	5	13	13	11	2
<b>Adult Total</b>		<b>61</b>	<b>146</b>	<b>146</b>	<b>41</b>	<b>105</b>
<b>Juvenile</b>						
Abuse or Neglect	AN	1	11	11	3	8
Custody Relief	CR	0	1	1	0	1
Child in Need of Services	CS	0	1	1	1	-
Custody Visitation	CV	56	88	88	36	52
Felony	DF	0	5	5	0	5
Misdemeanor	DM	7	31	31	13	18
Emancipation	EP	1	1	1	0	1
Foster Care Review	FC	3	3	3	3	-
Initial Foster Care	IF	3	3	3	3	-
Permanency	PH	2	2	2	2	-
Petition	PT	0	2	2	2	-
Remand Custody	RC	5	5	5	5	-
Remand Visitation	RV	5	5	5	5	-
Status	ST	2	6	6	2	4
Traffic	T	3	9	9	8	1
Term Parental Rights	TP	4	4	4	0	4
Truancy	TR	0	3	3	1	2
<b>Juvenile Total</b>		<b>92</b>	<b>180</b>	<b>180</b>	<b>84</b>	<b>96</b>
<b>Bristol Totals</b>		<b>153</b>	<b>326</b>	<b>326</b>	<b>125</b>	<b>201</b>

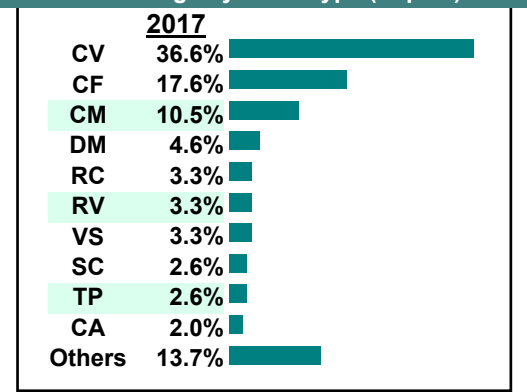
**Calendared Filings**



**% of Filings by Division**



**% of Filings by Case Type (Top 10)**



**CASELOAD STATISTICS OF THE JUVENILE & DOMESTIC RELATIONS COURTS**

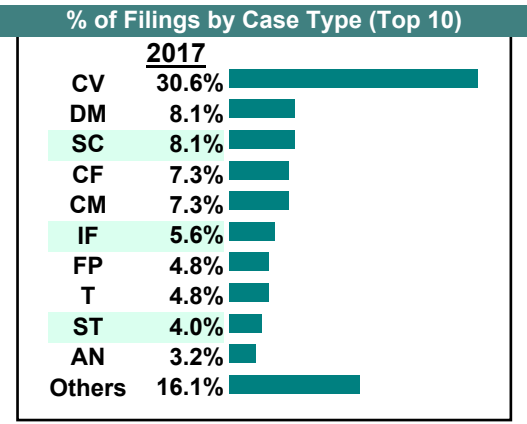
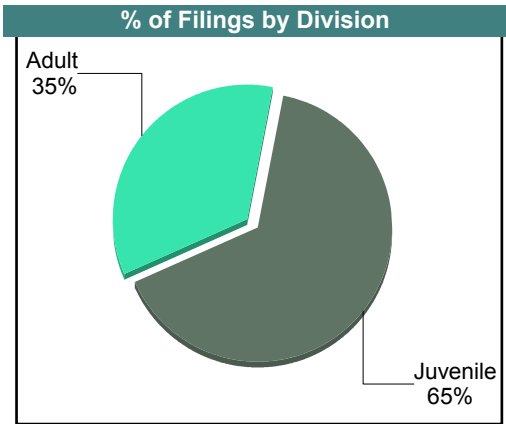
March 2017

**Bristol**

District: 28

		<u>Filings</u>	<u>Hearings</u>	<u>Transactions</u>	<u>Concluded</u>	<u>Cont</u>
<b><u>Adult</u></b>						
Capias	CA	1	3	3	2	1
Felony	CF	9	25	25	0	25
Misdemeanor	CM	9	33	33	8	25
Family Abuse - Prot Order	FP	6	14	14	8	6
Motion - Prot Order	MP	3	3	3	2	1
Remand Support	RS	1	1	1	1	-
Show Cause	SC	10	33	33	12	21
Civil Support	VS	4	9	9	8	1
<b>Adult Total</b>		<b>43</b>	<b>121</b>	<b>121</b>	<b>41</b>	<b>80</b>
<b><u>Juvenile</u></b>						
Abuse or Neglect	AN	4	20	20	7	13
Child in Need of Services	CS	1	1	1	0	1
Custody Visitation	CV	38	90	90	53	37
Felony	DF	1	12	12	3	9
Misdemeanor	DM	10	57	57	34	23
Entrustment	ET	2	2	2	2	-
Initial Foster Care	IF	7	7	7	7	-
Permanency	PH	1	1	1	1	-
Remand Custody	RC	1	1	1	1	-
Remand Visitation	RV	1	1	1	1	-
Status	ST	5	7	7	5	2
Traffic	T	6	12	12	7	5
Truancy	TR	2	4	4	0	4
Voluntary Continuing Services Agreement	VA	2	3	3	3	-
<b>Juvenile Total</b>		<b>81</b>	<b>218</b>	<b>218</b>	<b>124</b>	<b>94</b>
<b>Bristol Totals</b>		<b>124</b>	<b>339</b>	<b>339</b>	<b>165</b>	<b>174</b>

Calendared Filings					
	M	T	W	R	F
Week 1					
Week 2					
Week 3					
Week 4					
Week 5					

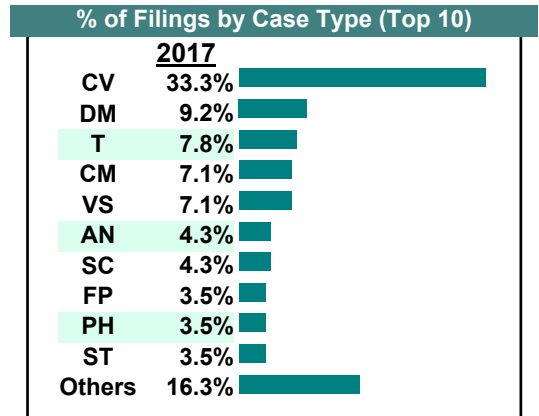
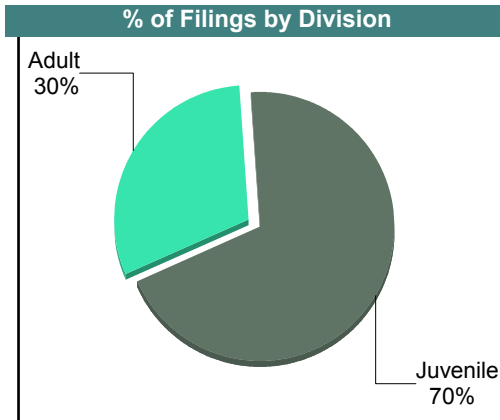
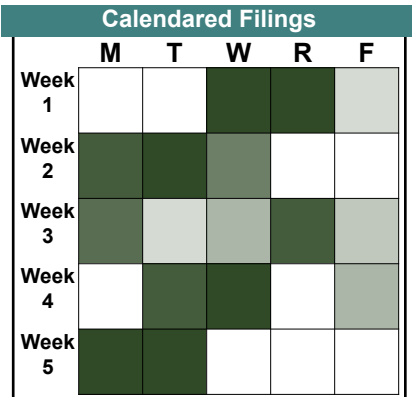


**CASELOAD STATISTICS OF THE JUVENILE & DOMESTIC RELATIONS COURTS**

February 2017

**Bristol**  
District: 28

		<u>Filings</u>	<u>Hearings</u>	<u>Transactions</u>	<u>Concluded</u>	<u>Cont</u>
<b><u>Adult</u></b>						
Capias	CA	3	5	5	3	2
Felony	CF	4	19	19	8	11
Misdemeanor	CM	10	32	32	5	27
Crim Support	CS	1	1	1	0	1
Family Abuse - Prot Order	FP	5	10	10	5	5
Motion - Prot Order	MP	3	3	3	3	-
Remand Support	RS	1	1	1	1	-
Show Cause	SC	6	31	31	9	22
Civil Support	VS	10	18	18	8	10
<b>Adult Total</b>		<b>43</b>	<b>120</b>	<b>120</b>	<b>42</b>	<b>78</b>
<b><u>Juvenile</u></b>						
Abuse or Neglect	AN	6	20	20	1	19
Custody Relief	CR	2	2	2	1	1
Custody Visitation	CV	47	98	98	55	43
Misdemeanor	DM	13	25	25	12	13
Foster Care Review	FC	3	3	3	3	-
Initial Foster Care	IF	1	1	1	1	-
Permanency	PH	5	5	5	5	-
Petition	PT	1	3	3	1	2
Remand Custody	RC	1	1	1	1	-
Remand Visitation	RV	1	1	1	1	-
Status	ST	5	8	8	2	6
Traffic	T	11	15	17	12	5
Truancy	TR	1	2	2	0	2
Voluntary Continuing Services Agreement	VA	1	2	2	2	-
<b>Juvenile Total</b>		<b>98</b>	<b>186</b>	<b>188</b>	<b>97</b>	<b>91</b>
<b>Bristol Totals</b>		<b>141</b>	<b>306</b>	<b>308</b>	<b>139</b>	<b>169</b>



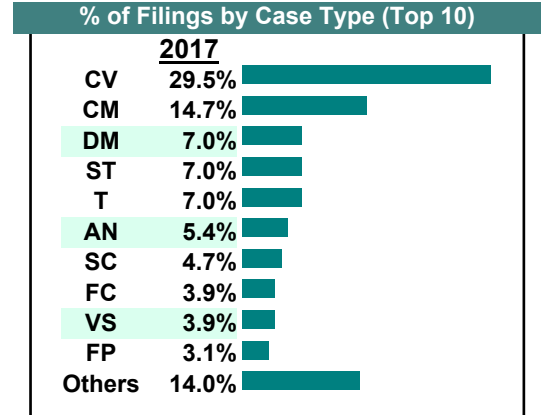
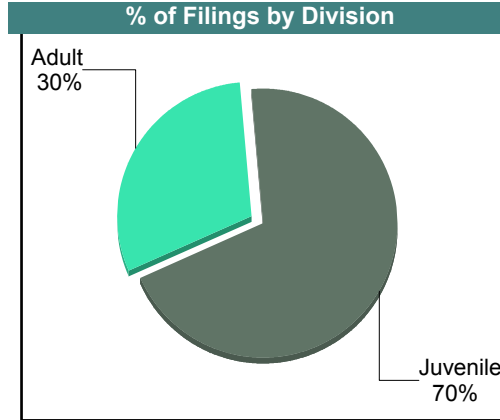
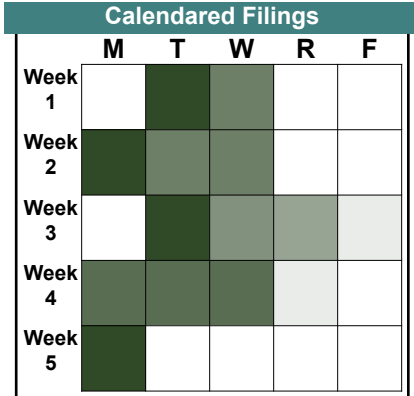


# CASELOAD STATISTICS OF THE JUVENILE & DOMESTIC RELATIONS COURTS

January 2017

**Bristol**  
District: 28

		<u>Filings</u>	<u>Hearings</u>	<u>Transactions</u>	<u>Concluded</u>	<u>Cont</u>
<b><u>Adult</u></b>						
Capias	CA	2	3	3	1	2
Felony	CF	3	22	22	2	20
Misdemeanor	CM	19	31	31	6	24
Family Abuse - Prot Order	FP	4	12	12	4	8
Show Cause	SC	6	31	31	11	20
Civil Support	VS	5	6	6	4	2
<b>Adult Total</b>		<b>39</b>	<b>105</b>	<b>105</b>	<b>28</b>	<b>76</b>
<b><u>Juvenile</u></b>						
Abuse or Neglect	AN	7	16	16	3	13
Custody Visitation	CV	38	120	120	73	47
Felony	DF	0	5	5	1	4
Misdemeanor	DM	9	56	56	9	47
Emancipation	EP	1	2	2	1	1
Foster Care Review	FC	5	5	5	5	-
Initial Foster Care	IF	2	2	2	2	-
Permanency	PH	4	4	4	4	-
Petition	PT	1	1	1	0	1
Remand Custody	RC	1	1	1	1	-
Remand Visitation	RV	1	1	1	1	-
Status	ST	9	10	10	7	3
Traffic	T	9	21	21	13	8
Term Parental Rights	TP	0	3	3	0	3
Voluntary Continuing Services Agreement	VA	3	3	3	3	-
<b>Juvenile Total</b>		<b>90</b>	<b>250</b>	<b>250</b>	<b>123</b>	<b>127</b>
<b>Bristol Totals</b>		<b>129</b>	<b>355</b>	<b>355</b>	<b>151</b>	<b>203</b>

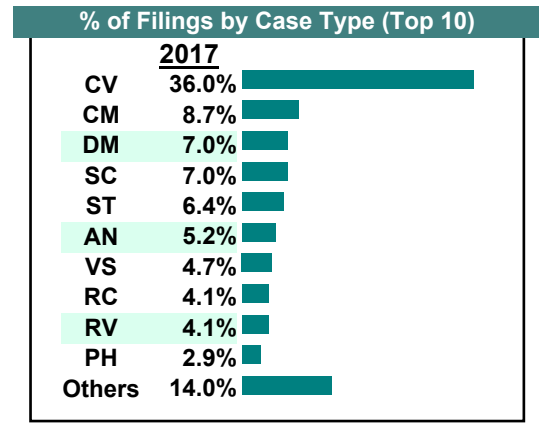
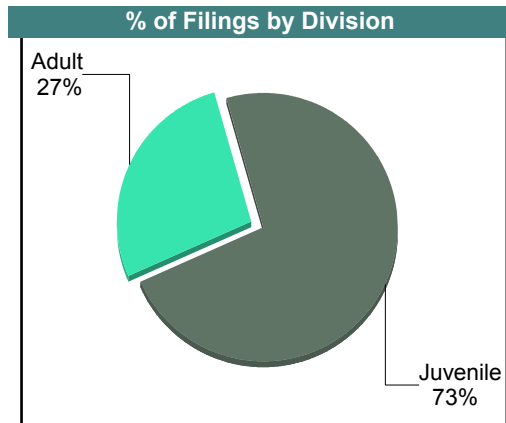
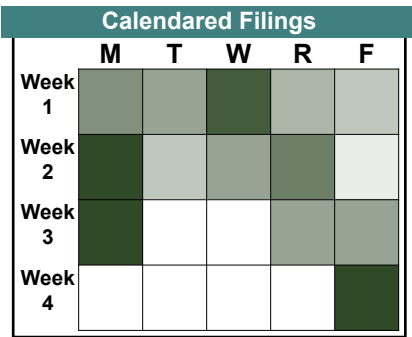


# CASELOAD STATISTICS OF THE JUVENILE & DOMESTIC RELATIONS COURTS

December 2017

**Smyth**  
District: 28

		<u>Filings</u>	<u>Hearings</u>	<u>Transactions</u>	<u>Concluded</u>	<u>Cont</u>
<b><u>Adult</u></b>						
Capias	CA	4	23	23	16	7
Felony	CF	2	7	7	0	7
Misdemeanor	CM	15	39	39	15	24
Family Abuse - Prot Order	FP	2	5	5	2	3
Other	OT	1	1	1	1	-
Remand Support	RS	3	3	3	3	-
Show Cause	SC	12	51	51	25	26
Civil Support	VS	8	20	20	13	7
<b>Adult Total</b>		<b>47</b>	<b>149</b>	<b>149</b>	<b>75</b>	<b>74</b>
<b><u>Juvenile</u></b>						
Abuse or Neglect	AN	9	14	14	0	14
Custody Relief	CR	0	1	1	0	1
Custody Visitation	CV	62	206	206	123	83
Felony	DF	1	4	4	1	3
Misdemeanor	DM	12	37	38	11	27
Entrustment	ET	1	1	1	1	-
Foster Care Review	FC	2	2	2	2	-
Motion - Prot Order	MP	1	1	1	0	1
Permanency	PH	5	5	5	5	-
Remand Custody	RC	7	8	8	8	-
Remand Visitation	RV	7	8	8	8	-
Show Cause	SC	0	3	3	1	2
Status	ST	11	10	12	6	6
Traffic	T	4	8	8	5	3
Term Parental Rights	TP	2	2	2	0	2
Truancy	TR	0	1	1	0	1
Voluntary Continuing Services Agreement	VA	1	1	1	0	1
<b>Juvenile Total</b>		<b>125</b>	<b>312</b>	<b>315</b>	<b>171</b>	<b>144</b>
<b>Smyth Totals</b>		<b>172</b>	<b>461</b>	<b>464</b>	<b>246</b>	<b>218</b>

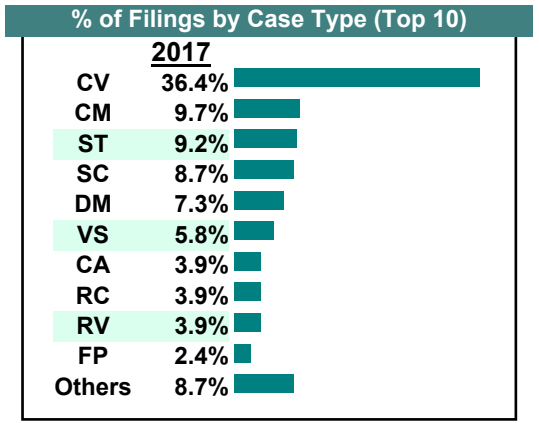
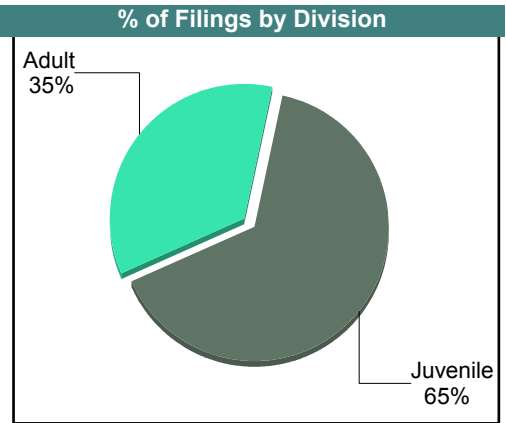



# CASELOAD STATISTICS OF THE JUVENILE & DOMESTIC RELATIONS COURTS

November 2017

**Smyth**  
District: 28

		<u>Filings</u>	<u>Hearings</u>	<u>Transactions</u>	<u>Concluded</u>	<u>Cont</u>
<b><u>Adult</u></b>						
Non-Family Abuse Prot Order	AP	1	1	1	1	-
Capias	CA	8	46	46	18	28
Felony	CF	3	25	25	5	20
Misdemeanor	CM	20	57	57	15	42
Family Abuse - Prot Order	FP	4	8	8	4	4
Motion - Prot Order	MP	1	4	4	4	-
Other	OT	2	2	2	2	-
Remand Support	RS	4	4	4	4	-
Show Cause	SC	17	80	80	45	35
Civil Support	VS	12	35	35	21	14
<b>Adult Total</b>		<b>72</b>	<b>262</b>	<b>262</b>	<b>119</b>	<b>143</b>
<b><u>Juvenile</u></b>						
Abuse or Neglect	AN	0	4	4	4	-
Non-Family Abuse Prot Order	AP	0	1	1	1	-
Child in Need of Services	CS	0	1	1	0	1
Custody Visitation	CV	75	196	196	121	75
Felony	DF	2	6	6	1	5
Misdemeanor	DM	15	35	35	7	28
Foster Care Review	FC	1	1	1	1	-
Family Abuse - Prot Order	FP	1	1	1	1	-
Permanency	PH	1	1	1	1	-
Remand Custody	RC	8	8	8	8	-
Remand Visitation	RV	8	8	8	8	-
Show Cause	SC	1	1	1	0	1
Status	ST	19	28	28	22	6
Traffic	T	3	6	6	4	2
<b>Juvenile Total</b>		<b>134</b>	<b>297</b>	<b>297</b>	<b>179</b>	<b>118</b>
<b>Smyth Totals</b>		<b>206</b>	<b>559</b>	<b>559</b>	<b>298</b>	<b>261</b>

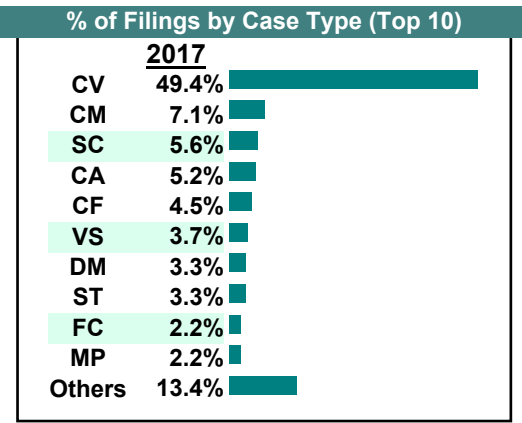
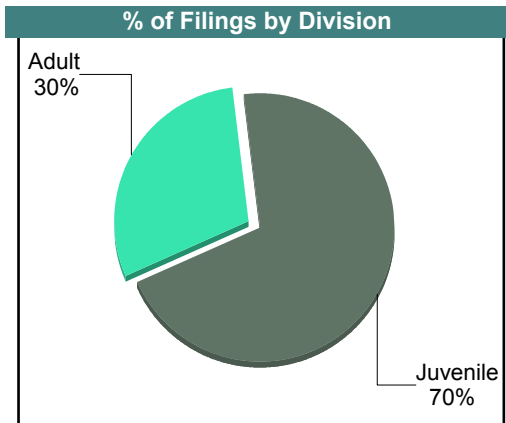



# CASELOAD STATISTICS OF THE JUVENILE & DOMESTIC RELATIONS COURTS

October 2017

**Smyth**  
District: 28

		<u>Filings</u>	<u>Hearings</u>	<u>Transactions</u>	<u>Concluded</u>	<u>Cont</u>
<b><u>Adult</u></b>						
Non-Family Abuse Prot Order	AP	1	1	1	1	-
Capias	CA	14	32	32	11	21
Felony	CF	12	21	21	4	17
Misdemeanor	CM	19	58	58	18	40
Family Abuse - Prot Order	FP	3	6	6	4	2
Motion - Prot Order	MP	0	1	1	0	1
Protective Order	PC	1	1	1	1	-
Remand Support	RS	5	5	5	5	-
Show Cause	SC	15	66	66	27	39
Civil Support	VS	10	29	29	15	14
<b>Adult Total</b>		<b>80</b>	<b>220</b>	<b>220</b>	<b>86</b>	<b>134</b>
<b><u>Juvenile</u></b>						
Abuse or Neglect	AN	0	8	8	4	4
Non-Family Abuse Prot Order	AP	1	1	1	0	1
Custody Visitation	CV	133	303	303	153	150
Felony	DF	1	12	12	10	2
Misdemeanor	DM	9	28	28	13	15
Foster Care Review	FC	6	6	6	6	-
Family Abuse - Prot Order	FP	1	1	1	1	-
Initial Foster Care	IF	2	2	2	2	-
Motion - Prot Order	MP	6	6	6	6	-
Permanency	PH	6	6	6	6	-
Petition	PT	0	3	3	2	1
Remand Custody	RC	5	5	5	5	-
Remand Visitation	RV	5	5	5	5	-
Status	ST	9	14	15	9	6
Traffic	T	5	5	5	5	-
<b>Juvenile Total</b>		<b>189</b>	<b>405</b>	<b>406</b>	<b>227</b>	<b>179</b>
<b>Smyth Totals</b>		<b>269</b>	<b>625</b>	<b>626</b>	<b>313</b>	<b>313</b>

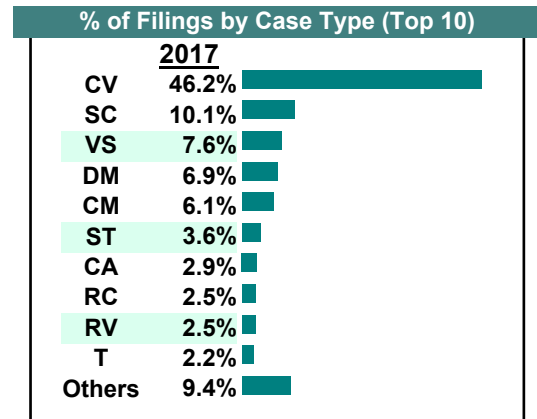
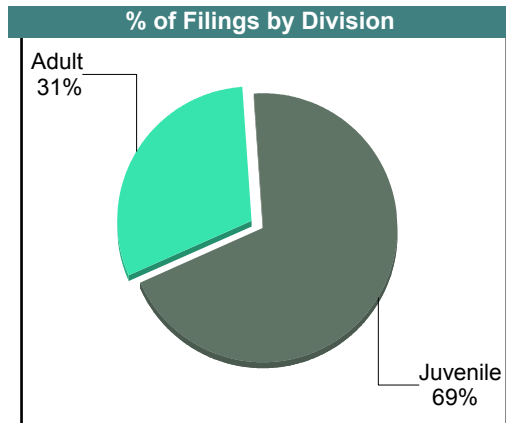
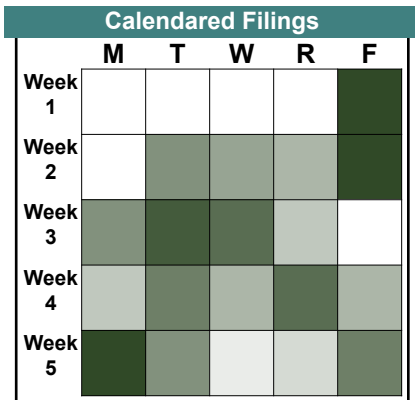


# CASELOAD STATISTICS OF THE JUVENILE & DOMESTIC RELATIONS COURTS

September 2017

**Smyth**  
District: 28

		<u>Filings</u>	<u>Hearings</u>	<u>Transactions</u>	<u>Concluded</u>	<u>Cont</u>
<b><u>Adult</u></b>						
Capias	CA	8	18	18	3	15
Felony	CF	4	37	37	26	11
Misdemeanor	CM	17	65	65	29	36
Family Abuse - Prot Order	FP	2	8	8	3	5
Motion - Prot Order	MP	3	7	7	3	4
Remand Support	RS	5	5	5	5	-
Show Cause	SC	25	89	89	19	70
Civil Support	VS	21	48	48	27	21
<b>Adult Total</b>		<b>85</b>	<b>277</b>	<b>277</b>	<b>115</b>	<b>162</b>
<b><u>Juvenile</u></b>						
Abuse or Neglect	AN	4	20	20	4	16
Custody Relief	CR	1	1	1	0	1
Child in Need of Services	CS	1	1	1	0	1
Custody Visitation	CV	128	290	290	84	206
Felony	DF	0	2	2	1	1
Misdemeanor	DM	19	45	45	20	25
Foster Care Review	FC	2	2	2	2	-
Initial Foster Care	IF	2	2	2	2	-
Motion - Prot Order	MP	1	1	1	1	-
Permanency	PH	1	1	1	1	-
Petition	PT	0	4	4	2	2
Remand Custody	RC	7	7	7	7	-
Remand Visitation	RV	7	7	7	7	-
Show Cause	SC	3	6	6	3	3
Status	ST	10	17	17	12	5
Traffic	T	6	10	11	8	3
Term Parental Rights	TP	0	2	2	2	-
<b>Juvenile Total</b>		<b>192</b>	<b>418</b>	<b>419</b>	<b>156</b>	<b>263</b>
<b>Smyth Totals</b>		<b>277</b>	<b>695</b>	<b>696</b>	<b>271</b>	<b>425</b>

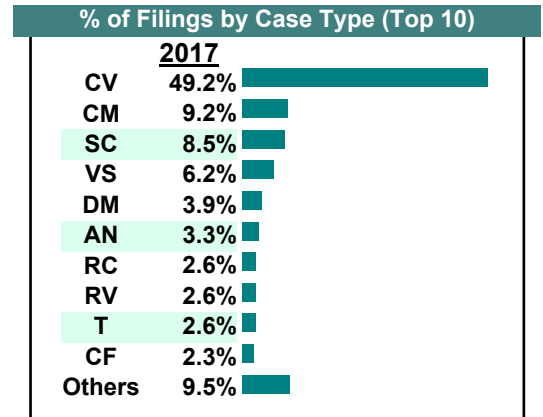
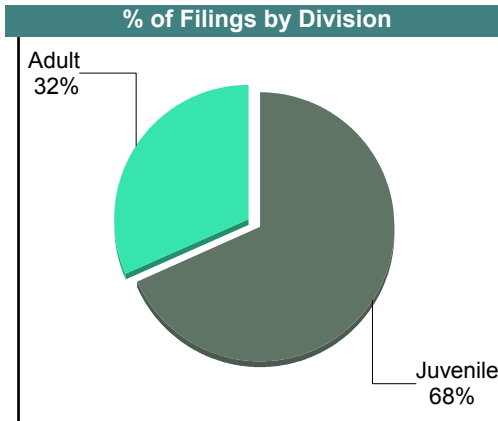



# CASELOAD STATISTICS OF THE JUVENILE & DOMESTIC RELATIONS COURTS

August 2017

**Smyth**  
District: 28

		<u>Filings</u>	<u>Hearings</u>	<u>Transactions</u>	<u>Concluded</u>	<u>Cont</u>
<b><u>Adult</u></b>						
Capias	CA	6	23	23	10	13
Felony	CF	7	27	27	12	15
Misdemeanor	CM	28	80	80	36	44
Family Abuse - Prot Order	FP	6	17	17	11	6
Motion - Prot Order	MP	2	3	3	2	1
Remand Support	RS	3	3	3	3	-
Show Cause	SC	26	84	84	26	58
Civil Support	VS	19	43	43	16	27
<b>Adult Total</b>		<b>97</b>	<b>280</b>	<b>280</b>	<b>116</b>	<b>164</b>
<b><u>Juvenile</u></b>						
Abuse or Neglect	AN	10	18	18	2	16
Custody Visitation	CV	150	286	286	122	164
Felony	DF	0	10	10	0	10
Misdemeanor	DM	12	26	26	10	16
Entrustment	ET	4	4	4	4	-
Foster Care Review	FC	6	6	6	6	-
Petition	PT	0	1	1	0	1
Remand Custody	RC	8	8	8	8	-
Remand Visitation	RV	8	8	8	8	-
Status	ST	2	4	4	4	-
Traffic	T	8	15	16	6	10
Term Parental Rights	TP	0	6	6	4	2
<b>Juvenile Total</b>		<b>208</b>	<b>392</b>	<b>393</b>	<b>174</b>	<b>219</b>
<b>Smyth Totals</b>		<b>305</b>	<b>672</b>	<b>673</b>	<b>290</b>	<b>383</b>

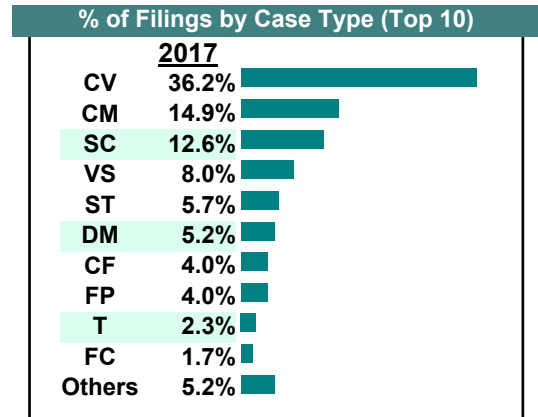
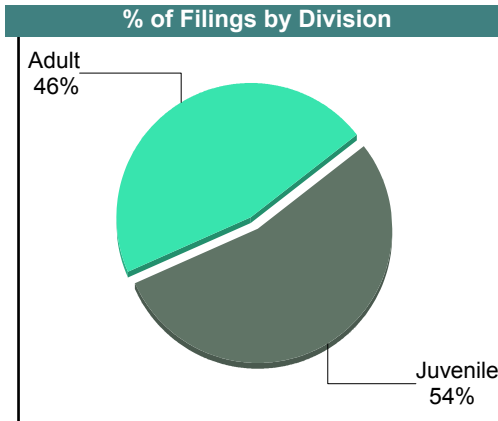



# CASELOAD STATISTICS OF THE JUVENILE & DOMESTIC RELATIONS COURTS

July 2017

**Smyth**  
District: 28

		<u>Filings</u>	<u>Hearings</u>	<u>Transactions</u>	<u>Concluded</u>	<u>Cont</u>
<b><u>Adult</u></b>						
Capias	CA	2	8	8	6	2
Felony	CF	7	28	28	1	27
Misdemeanor	CM	26	62	62	19	43
Family Abuse - Prot Order	FP	7	11	11	2	9
Motion - Prot Order	MP	2	3	3	1	2
Show Cause	SC	22	45	45	16	29
Civil Support	VS	14	28	28	17	11
<b>Adult Total</b>		<b>80</b>	<b>185</b>	<b>185</b>	<b>62</b>	<b>123</b>
<b><u>Juvenile</u></b>						
Abuse or Neglect	AN	0	6	6	6	-
Capias	CA	0	2	2	2	-
Custody Visitation	CV	63	168	168	64	104
Felony	DF	0	19	19	6	13
Misdemeanor	DM	9	40	40	24	16
Entrustment	ET	0	4	4	4	-
Foster Care Review	FC	3	3	3	3	-
Initial Foster Care	IF	1	1	1	1	-
Permanency	PH	2	2	2	2	-
Petition	PT	2	3	3	0	3
Status	ST	10	18	18	9	9
Traffic	T	4	4	6	5	1
Term Parental Rights	TP	0	4	4	0	4
<b>Juvenile Total</b>		<b>94</b>	<b>274</b>	<b>276</b>	<b>126</b>	<b>150</b>
<b>Smyth Totals</b>		<b>174</b>	<b>459</b>	<b>461</b>	<b>188</b>	<b>273</b>

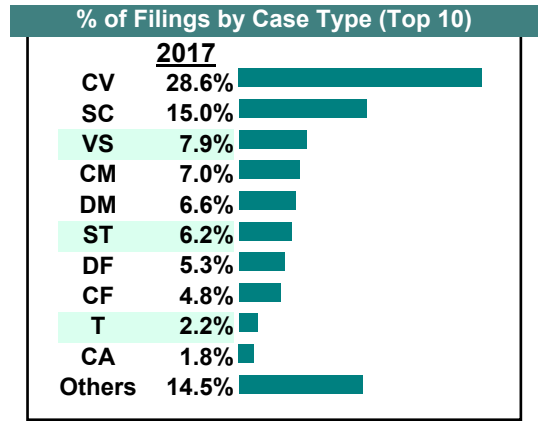
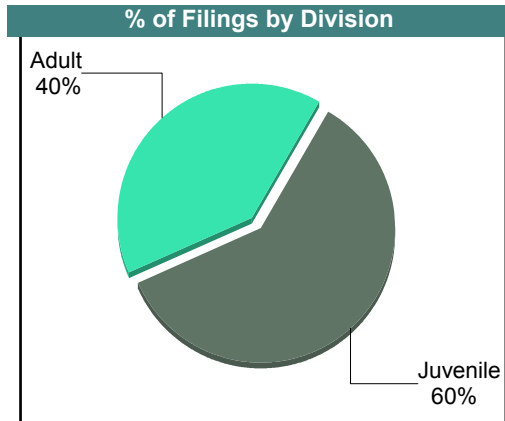



# CASELOAD STATISTICS OF THE JUVENILE & DOMESTIC RELATIONS COURTS

June 2017

**Smyth**  
District: 28

		<u>Filings</u>	<u>Hearings</u>	<u>Transactions</u>	<u>Concluded</u>	<u>Cont</u>
<b><u>Adult</u></b>						
Capias	CA	4	29	29	16	13
Felony	CF	11	33	33	5	28
Misdemeanor	CM	16	64	64	16	48
Family Abuse - Prot Order	FP	3	6	6	3	3
Motion - Prot Order	MP	2	2	2	1	1
Other	OT	3	3	3	3	-
Remand Support	RS	2	2	2	2	-
Show Cause	SC	32	82	82	24	58
Civil Support	VS	18	41	41	26	15
<b>Adult Total</b>		<b>91</b>	<b>262</b>	<b>262</b>	<b>96</b>	<b>166</b>
<b><u>Juvenile</u></b>						
Abuse or Neglect	AN	0	8	8	2	6
Custody Visitation	CV	65	252	252	92	160
Felony	DF	12	27	27	6	21
Misdemeanor	DM	15	37	37	10	27
Entrustment	ET	4	4	4	0	4
Foster Care Review	FC	3	3	3	3	-
Initial Foster Care	IF	3	3	3	3	-
Motion - Prot Order	MP	2	2	2	2	-
Permanency	PH	1	1	1	1	-
Petition	PT	1	1	1	0	1
Remand Custody	RC	4	4	4	4	-
Remand Visitation	RV	4	4	4	4	-
Show Cause	SC	2	5	5	0	5
Status	ST	14	14	16	12	4
Traffic	T	5	11	12	5	7
Term Parental Rights	TP	0	10	10	6	4
Voluntary Continuing Services Agreement	VA	1	1	1	1	-
<b>Juvenile Total</b>		<b>136</b>	<b>387</b>	<b>390</b>	<b>151</b>	<b>239</b>
<b>Smyth Totals</b>		<b>227</b>	<b>649</b>	<b>652</b>	<b>247</b>	<b>405</b>



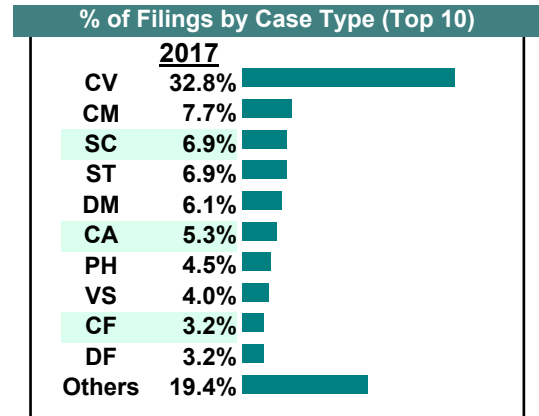
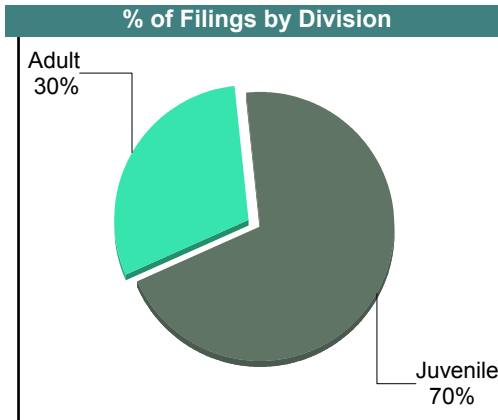
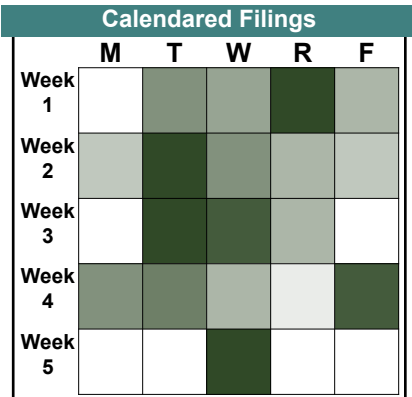


# CASELOAD STATISTICS OF THE JUVENILE & DOMESTIC RELATIONS COURTS

May 2017

**Smyth**  
District: 28

		<u>Filings</u>	<u>Hearings</u>	<u>Transactions</u>	<u>Concluded</u>	<u>Cont</u>
<b><u>Adult</u></b>						
Capias	CA	11	33	33	6	27
Felony	CF	8	20	20	5	15
Misdemeanor	CM	19	70	70	29	41
Family Abuse - Prot Order	FP	5	13	13	8	5
Motion - Prot Order	MP	1	3	3	2	1
Remand Support	RS	4	4	4	4	-
Show Cause	SC	16	52	52	13	39
Civil Support	VS	10	32	32	12	20
<b>Adult Total</b>		<b>74</b>	<b>227</b>	<b>227</b>	<b>79</b>	<b>148</b>
<b><u>Juvenile</u></b>						
Abuse or Neglect	AN	6	19	19	2	17
Capias	CA	2	2	2	0	2
Custody Visitation	CV	81	249	249	123	126
Felony	DF	8	17	17	3	14
Misdemeanor	DM	15	39	39	12	27
Entrustment	ET	6	6	6	6	-
Foster Care Review	FC	2	2	2	2	-
Permanency	PH	11	11	11	11	-
Petition	PT	1	1	1	0	1
Remand Custody	RC	6	6	6	6	-
Remand Visitation	RV	6	6	6	6	-
Show Cause	SC	1	1	1	0	1
Status	ST	17	22	22	17	5
Traffic	T	5	7	8	4	4
Term Parental Rights	TP	6	6	6	0	6
<b>Juvenile Total</b>		<b>173</b>	<b>394</b>	<b>395</b>	<b>192</b>	<b>203</b>
<b>Smyth Totals</b>		<b>247</b>	<b>621</b>	<b>622</b>	<b>271</b>	<b>351</b>



# CASELOAD STATISTICS OF THE JUVENILE & DOMESTIC RELATIONS COURTS

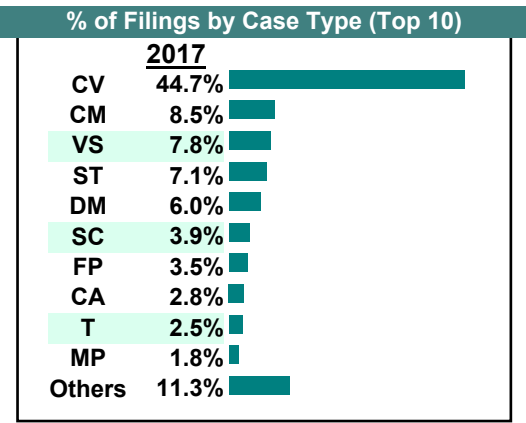
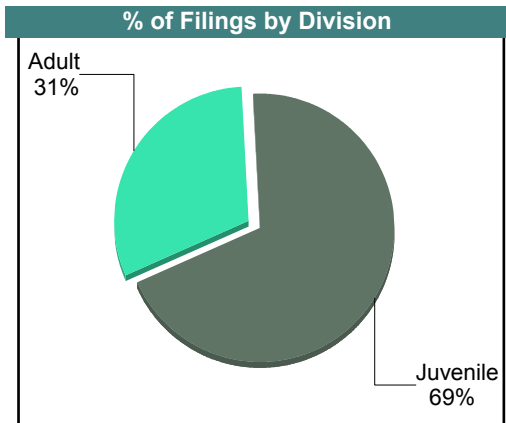
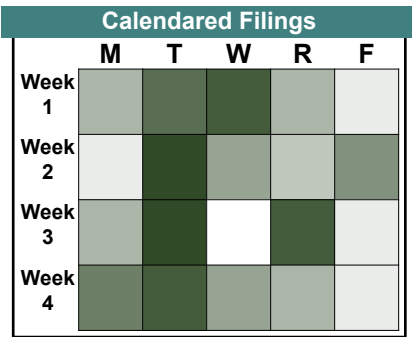
April 2017

**Smyth**  
District: 28

		<u>Filings</u>	<u>Hearings</u>	<u>Transactions</u>	<u>Concluded</u>	<u>Cont</u>
<b><u>Adult</u></b>						
Capias	CA	8	30	30	8	22
Felony	CF	3	29	29	8	21
Misdemeanor	CM	24	83	83	41	42
Family Abuse - Prot Order	FP	10	26	26	11	15
Motion - Prot Order	MP	5	6	6	4	2
Remand Support	RS	3	3	3	3	-
Show Cause	SC	11	76	76	31	45
SL/Other	SL	1	1	1	1	-
Civil Support	VS	22	48	48	24	24
<b>Adult Total</b>		<b>87</b>	<b>302</b>	<b>302</b>	<b>131</b>	<b>171</b>

<b><u>Juvenile</u></b>						
Abuse or Neglect	AN	3	10	10	5	5
Non-Family Abuse Prot Order	AP	1	2	2	1	1
Child in Need of Services	CS	0	1	1	1	-
Custody Visitation	CV	126	221	221	78	143
Felony	DF	1	10	10	3	7
Misdemeanor	DM	17	47	47	23	24
Foster Care Review	FC	1	1	1	1	-
Initial Foster Care	IF	3	3	3	3	-
Permanency	PH	3	3	3	3	-
Remand Custody	RC	4	4	4	4	-
Remand Visitation	RV	4	4	4	4	-
Show Cause	SC	0	5	5	5	-
Status	ST	20	16	21	16	5
Traffic	T	7	8	8	7	1
Term Parental Rights	TP	4	6	6	2	4
Voluntary Continuing Services Agreement	VA	1	1	1	1	-
<b>Juvenile Total</b>		<b>195</b>	<b>342</b>	<b>347</b>	<b>157</b>	<b>190</b>

<b>Smyth Totals</b>		<b>282</b>	<b>644</b>	<b>649</b>	<b>288</b>	<b>361</b>
---------------------	--	------------	------------	------------	------------	------------

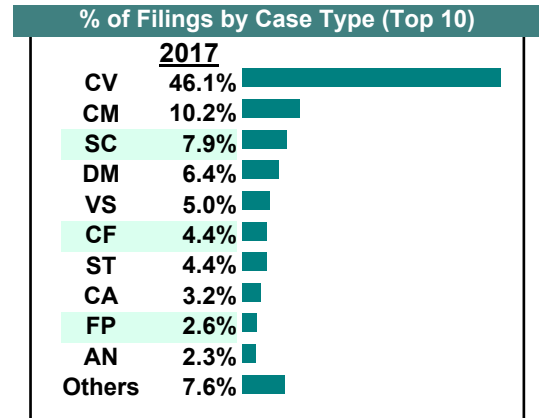
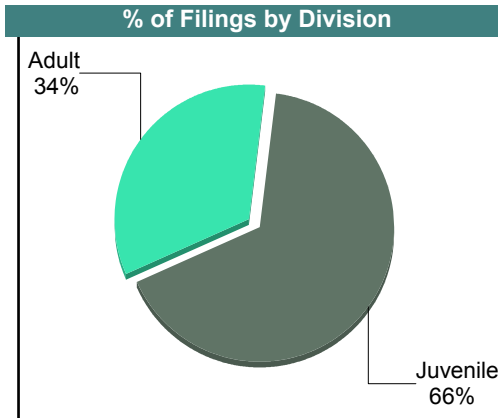



# CASELOAD STATISTICS OF THE JUVENILE & DOMESTIC RELATIONS COURTS

March 2017

**Smyth**  
District: 28

		<u>Filings</u>	<u>Hearings</u>	<u>Transactions</u>	<u>Concluded</u>	<u>Cont</u>
<b><u>Adult</u></b>						
Capias	CA	11	30	30	11	19
Felony	CF	15	44	44	13	31
Misdemeanor	CM	35	87	87	32	55
Family Abuse - Prot Order	FP	9	18	18	7	11
Motion - Prot Order	MP	1	1	1	1	-
Remand Support	RS	2	2	2	2	-
Show Cause	SC	25	79	79	25	54
Civil Support	VS	17	37	37	22	15
<b>Adult Total</b>		<b>115</b>	<b>298</b>	<b>298</b>	<b>113</b>	<b>185</b>
<b><u>Juvenile</u></b>						
Abuse or Neglect	AN	8	22	22	3	19
Child in Need of Services	CS	0	1	1	1	-
Custody Visitation	CV	158	296	296	172	124
Felony	DF	0	9	9	3	6
Misdemeanor	DM	22	59	59	26	33
Entrustment	ET	2	2	2	2	-
Initial Foster Care	IF	1	1	1	1	-
Petition	PT	2	2	2	2	-
Remand Custody	RC	5	5	5	5	-
Remand Visitation	RV	5	5	5	5	-
Show Cause	SC	2	12	12	1	11
Status	ST	15	16	17	16	1
Traffic	T	6	10	10	5	5
Term Parental Rights	TP	0	4	4	4	-
Truancy	TR	2	6	6	3	3
<b>Juvenile Total</b>		<b>228</b>	<b>450</b>	<b>451</b>	<b>249</b>	<b>202</b>
<b>Smyth Totals</b>		<b>343</b>	<b>748</b>	<b>749</b>	<b>362</b>	<b>387</b>

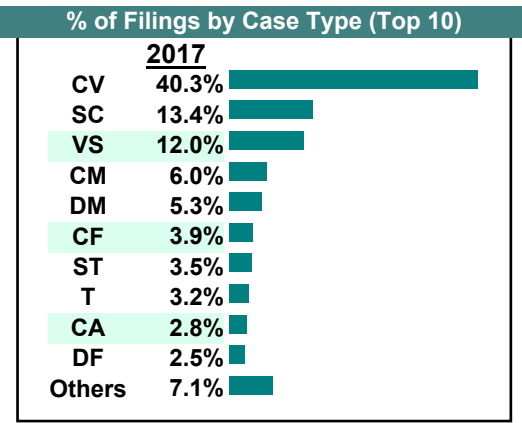
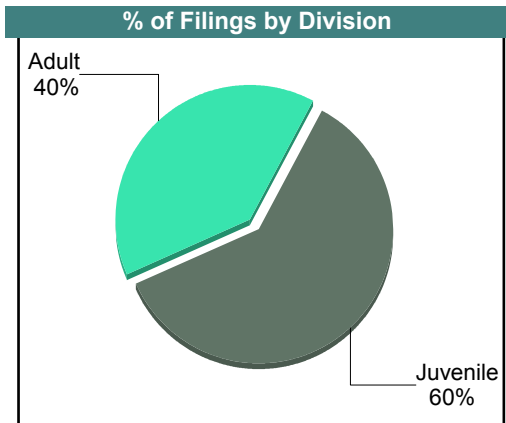



**CASELOAD STATISTICS OF THE JUVENILE & DOMESTIC RELATIONS COURTS**

February 2017

**Smyth**  
District: 28

		<u>Filings</u>	<u>Hearings</u>	<u>Transactions</u>	<u>Concluded</u>	<u>Cont</u>
<b><u>Adult</u></b>						
Capias	CA	8	36	36	9	27
Felony	CF	11	29	29	4	25
Misdemeanor	CM	17	81	81	30	51
Family Abuse - Prot Order	FP	6	16	16	9	7
Motion - Prot Order	MP	1	1	1	0	1
Other	OT	1	1	1	1	-
Show Cause	SC	33	74	74	30	44
SL/Other	SL	1	1	1	1	-
Civil Support	VS	34	59	59	28	31
<b>Adult Total</b>		<b>112</b>	<b>298</b>	<b>298</b>	<b>112</b>	<b>186</b>
<b><u>Juvenile</u></b>						
Abuse or Neglect	AN	0	1	1	1	-
Child in Need of Services	CS	1	1	1	1	-
Custody Visitation	CV	114	345	345	141	204
Felony	DF	7	9	9	1	8
Misdemeanor	DM	15	30	30	10	20
Entrustment	ET	0	1	1	1	-
Foster Care Review	FC	3	3	3	3	-
Family Abuse - Prot Order	FP	0	1	1	1	-
Initial Foster Care	IF	1	1	1	1	-
Permanency	PH	2	2	2	2	-
Petition	PT	2	3	3	3	-
Show Cause	SC	5	7	7	2	5
Status	ST	10	13	14	11	3
Traffic	T	9	15	16	12	4
Term Parental Rights	TP	0	3	3	1	2
Truancy	TR	2	3	3	0	3
<b>Juvenile Total</b>		<b>171</b>	<b>438</b>	<b>440</b>	<b>191</b>	<b>249</b>
<b>Smyth Totals</b>		<b>283</b>	<b>736</b>	<b>738</b>	<b>303</b>	<b>435</b>

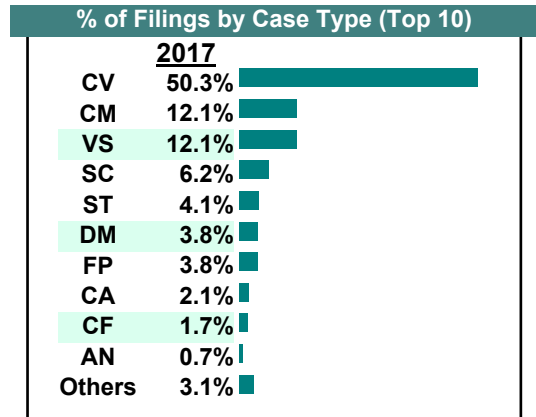
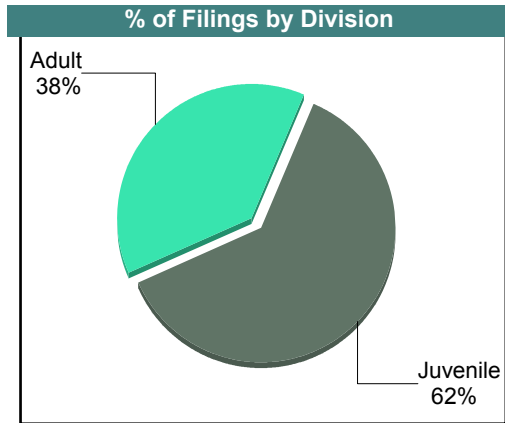
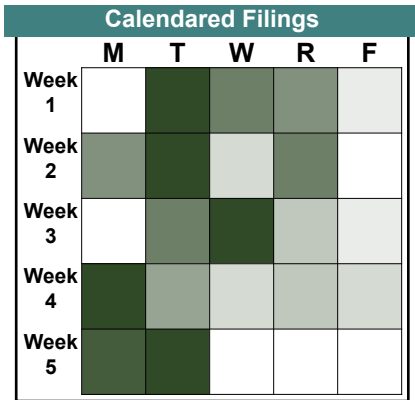


# CASELOAD STATISTICS OF THE JUVENILE & DOMESTIC RELATIONS COURTS

January 2017

**Smyth**  
District: 28

		<u>Filings</u>	<u>Hearings</u>	<u>Transactions</u>	<u>Concluded</u>	<u>Cont</u>
<b><u>Adult</u></b>						
Capias	CA	6	20	20	3	17
Felony	CF	5	23	23	6	17
Misdemeanor	CM	35	114	114	35	79
Family Abuse - Prot Order	FP	10	23	23	9	14
Motion - Prot Order	MP	1	1	1	1	-
Other	OT	1	1	1	1	-
Remand Support	RS	0	1	1	1	-
Show Cause	SC	17	59	59	17	42
Civil Support	VS	35	57	57	32	25
<b>Adult Total</b>		<b>110</b>	<b>299</b>	<b>299</b>	<b>105</b>	<b>194</b>
<b><u>Juvenile</u></b>						
Abuse or Neglect	AN	2	4	4	1	3
Child in Need of Services	CS	1	3	3	1	2
Custody Visitation	CV	146	315	315	153	162
Felony	DF	0	3	3	2	1
Misdemeanor	DM	11	34	34	14	20
Family Abuse - Prot Order	FP	1	2	2	0	2
Initial Foster Care	IF	2	2	2	2	-
Motion - Prot Order	MP	0	2	2	2	-
Permanency	PH	2	2	2	2	-
Petition	PT	0	1	1	1	-
Remand Custody	RC	0	1	1	1	-
Remand Visitation	RV	0	1	1	1	-
Show Cause	SC	1	3	3	2	1
Status	ST	12	15	18	15	3
Traffic	T	2	5	5	5	-
Term Parental Rights	TP	0	2	2	0	2
Truancy	TR	0	1	1	1	-
<b>Juvenile Total</b>		<b>180</b>	<b>396</b>	<b>399</b>	<b>203</b>	<b>196</b>
<b>Smyth Totals</b>		<b>290</b>	<b>695</b>	<b>698</b>	<b>308</b>	<b>390</b>



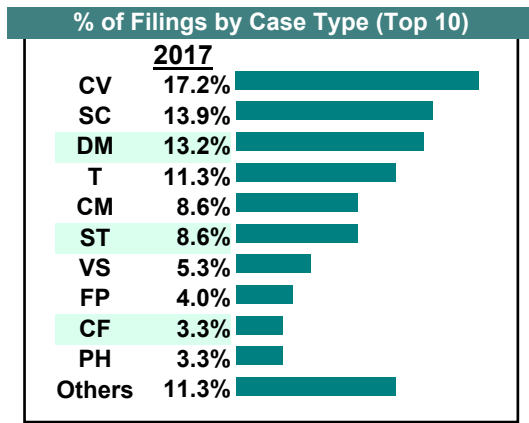
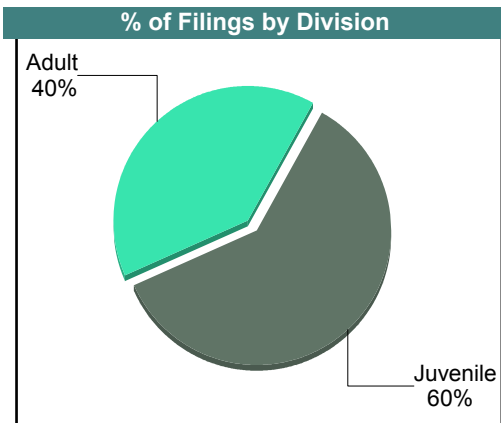

CASELOAD STATISTICS OF THE JUVENILE & DOMESTIC RELATIONS COURTS

Washington

District: 28

December 2017

		Filings	Hearings	Transactions	Concluded	Cont
<b>Adult</b>						
Capias	CA	4	20	20	9	11
Felony	CF	5	17	17	9	8
Misdemeanor	CM	13	61	61	20	40
Family Abuse - Prot Order	FP	6	28	28	14	14
Motion - Prot Order	MP	3	5	5	4	1
Show Cause	SC	21	61	61	16	45
Civil Support	VS	8	22	22	6	16
<b>Adult Total</b>		<b>60</b>	<b>214</b>	<b>214</b>	<b>78</b>	<b>135</b>
<b>Juvenile</b>						
Abuse or Neglect	AN	2	8	8	3	5
Custody Visitation	CV	26	164	164	48	114
Felony	DF	1	14	14	1	13
Misdemeanor	DM	20	47	47	16	31
Foster Care Review	FC	2	2	2	2	-
Initial Foster Care	IF	3	3	3	3	-
Permanency	PH	5	5	5	5	-
Remand Custody	RC	1	1	1	1	-
Remand Visitation	RV	1	1	1	1	-
Show Cause	SC	0	1	1	1	-
Status	ST	13	15	15	12	3
Traffic	T	17	15	19	12	7
<b>Juvenile Total</b>		<b>91</b>	<b>276</b>	<b>280</b>	<b>105</b>	<b>173</b>
<b>Washington Totals</b>		<b>151</b>	<b>490</b>	<b>494</b>	<b>183</b>	<b>308</b>



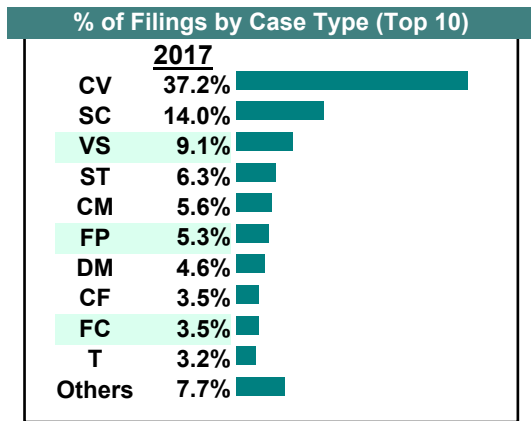
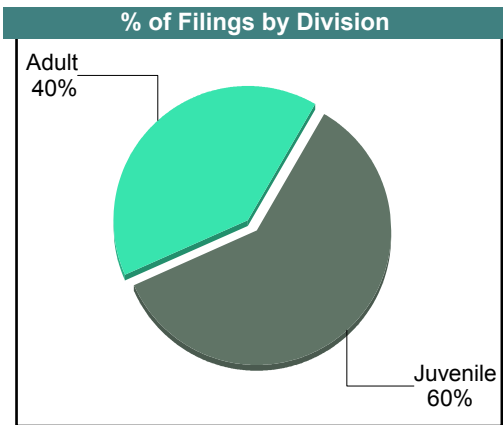

**CASELOAD STATISTICS OF THE JUVENILE & DOMESTIC RELATIONS COURTS**

**Washington**

District: 28

November 2017

		<u>Filings</u>	<u>Hearings</u>	<u>Transactions</u>	<u>Concluded</u>	<u>Cont</u>
<b><u>Adult</u></b>						
Capias	CA	6	12	12	2	10
Felony	CF	10	51	51	9	42
Misdemeanor	CM	16	75	75	34	41
Family Abuse - Prot Order	FP	15	30	30	10	20
Motion - Prot Order	MP	1	2	2	1	1
Show Cause	SC	40	97	97	26	71
Civil Support	VS	26	50	50	24	26
<b>Adult Total</b>		<b>114</b>	<b>317</b>	<b>317</b>	<b>106</b>	<b>211</b>
<b><u>Juvenile</u></b>						
Abuse or Neglect	AN	1	9	9	5	4
Custody Visitation	CV	106	245	245	56	189
Felony	DF	7	17	17	1	16
Misdemeanor	DM	13	39	39	12	27
Foster Care Review	FC	10	10	10	8	2
Permanency	PH	2	2	2	2	-
Petition	PT	3	5	5	4	1
Show Cause	SC	0	1	1	0	1
Status	ST	18	21	21	19	2
Traffic	T	9	16	17	13	4
Term Parental Rights	TP	2	2	2	0	2
Truancy	TR	0	1	1	1	-
<b>Juvenile Total</b>		<b>171</b>	<b>368</b>	<b>369</b>	<b>121</b>	<b>248</b>
<b>Washington Totals</b>		<b>285</b>	<b>685</b>	<b>686</b>	<b>227</b>	<b>459</b>



**CASELOAD STATISTICS OF THE JUVENILE & DOMESTIC RELATIONS COURTS**

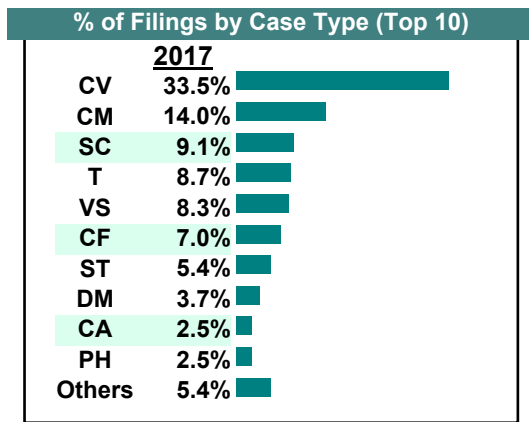
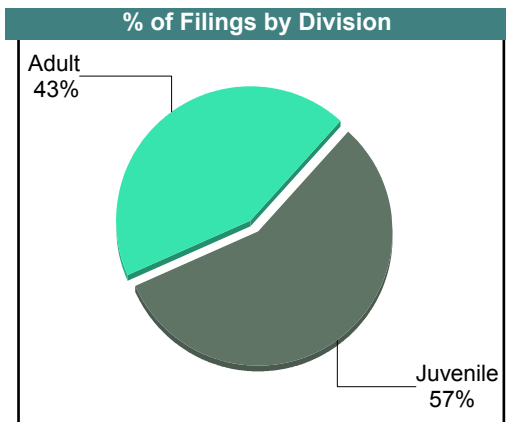
**Washington**

District: 28

October 2017

		<u>Filings</u>	<u>Hearings</u>	<u>Transactions</u>	<u>Concluded</u>	<u>Cont</u>
<b>Adult</b>						
Capias	CA	6	15	15	6	9
Felony	CF	17	41	41	13	28
Misdemeanor	CM	34	116	116	39	77
Family Abuse - Prot Order	FP	5	17	17	5	12
Other	OT	0	1	1	1	-
Show Cause	SC	22	79	79	33	46
SL/Other	SL	1	1	1	1	-
Civil Support	VS	20	68	68	37	30
<b>Adult Total</b>		<b>105</b>	<b>338</b>	<b>338</b>	<b>135</b>	<b>202</b>
<b>Juvenile</b>						
Abuse or Neglect	AN	4	28	28	8	20
Custody Visitation	CV	81	237	237	98	139
Felony	DF	2	12	12	0	12
Misdemeanor	DM	9	36	36	10	26
Foster Care Review	FC	1	1	1	1	-
Permanency	PH	6	6	6	6	-
Status	ST	13	20	21	15	6
Traffic	T	21	24	26	19	7
Truancy	TR	0	1	1	0	1
<b>Juvenile Total</b>		<b>137</b>	<b>365</b>	<b>368</b>	<b>157</b>	<b>211</b>
<b>Washington Totals</b>		<b>242</b>	<b>703</b>	<b>706</b>	<b>292</b>	<b>413</b>

Calendared Filings					
	M	T	W	R	F
Week 1	█	█	█	█	
Week 2		█	█	█	█
Week 3	█	█	█	█	
Week 4	█	█		█	
Week 5	█	█			





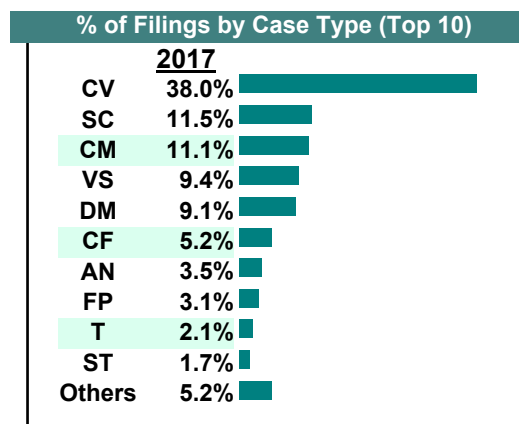
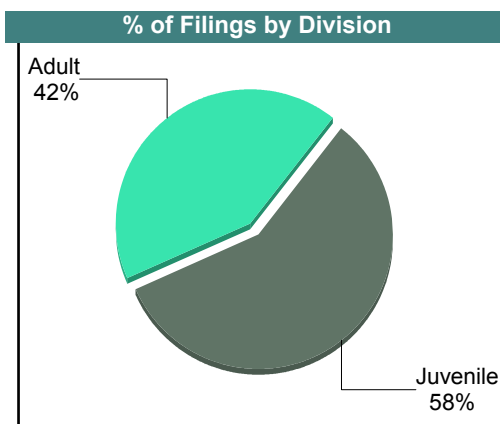

**CASELOAD STATISTICS OF THE JUVENILE & DOMESTIC RELATIONS COURTS**

September 2017

**Washington**

District: 28

		<u>Filings</u>	<u>Hearings</u>	<u>Transactions</u>	<u>Concluded</u>	<u>Cont</u>
<b><u>Adult</u></b>						
Capias	CA	3	11	11	4	7
Felony	CF	15	47	47	13	34
Misdemeanor	CM	32	92	92	29	63
Family Abuse - Prot Order	FP	9	20	20	9	11
Remand Support	RS	1	1	1	1	-
Show Cause	SC	33	87	87	31	56
SL/Other	SL	1	1	1	1	-
Civil Support	VS	27	54	54	27	27
<b>Adult Total</b>		<b>121</b>	<b>313</b>	<b>313</b>	<b>115</b>	<b>198</b>
<b><u>Juvenile</u></b>						
Abuse or Neglect	AN	10	26	26	7	19
Capias	CA	0	1	1	1	-
Custody Relief	CR	1	1	1	1	-
Custody Visitation	CV	109	295	295	144	151
Felony	DF	0	7	7	7	-
Misdemeanor	DM	26	82	82	55	27
Emancipation	EP	1	1	1	1	-
Entrustment	ET	1	1	1	1	-
Foster Care Review	FC	2	2	2	2	-
Permanency	PH	3	4	4	4	-
Petition	PT	2	2	2	1	1
Status	ST	5	17	17	8	9
Traffic	T	6	13	14	11	3
Term Parental Rights	TP	0	3	3	3	-
Truancy	TR	0	7	7	3	4
<b>Juvenile Total</b>		<b>166</b>	<b>462</b>	<b>463</b>	<b>249</b>	<b>214</b>
<b>Washington Totals</b>		<b>287</b>	<b>775</b>	<b>776</b>	<b>364</b>	<b>412</b>



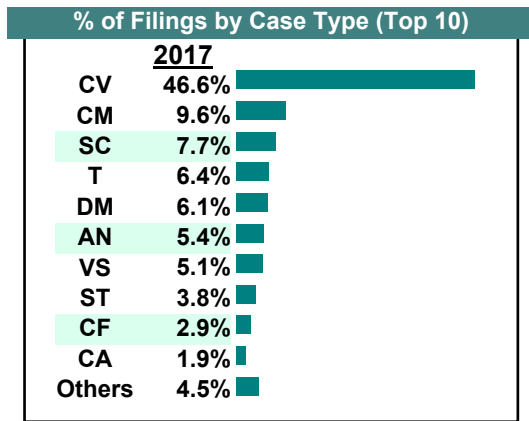
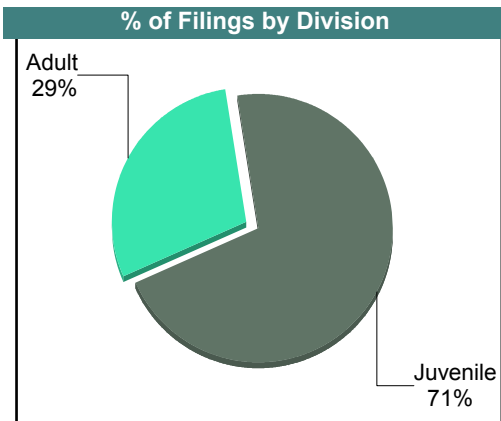

**CASELOAD STATISTICS OF THE JUVENILE & DOMESTIC RELATIONS COURTS**

**Washington**

District: 28

August 2017

		<u>Filings</u>	<u>Hearings</u>	<u>Transactions</u>	<u>Concluded</u>	<u>Cont</u>
<b><u>Adult</u></b>						
Capias	CA	6	23	23	8	15
Felony	CF	9	44	44	22	22
Misdemeanor	CM	30	94	94	26	68
Family Abuse - Prot Order	FP	4	24	24	10	14
Motion - Prot Order	MP	1	2	2	2	-
Other	OT	1	1	1	0	1
Show Cause	SC	24	61	61	18	43
Civil Support	VS	16	46	46	15	31
<b>Adult Total</b>		<b>91</b>	<b>295</b>	<b>295</b>	<b>101</b>	<b>194</b>
<b><u>Juvenile</u></b>						
Abuse or Neglect	AN	17	31	31	13	18
Non-Family Abuse Prot Order	AP	0	1	1	1	-
Custody Relief	CR	0	3	3	3	-
Custody Visitation	CV	146	332	332	145	187
Felony	DF	0	13	13	3	10
Misdemeanor	DM	19	61	61	28	33
Initial Foster Care	IF	2	2	2	2	-
Permanency	PH	5	5	5	4	1
Petition	PT	1	2	2	0	2
Status	ST	12	18	18	12	6
Traffic	T	20	17	26	20	6
Truancy	TR	0	5	5	2	3
<b>Juvenile Total</b>		<b>222</b>	<b>490</b>	<b>499</b>	<b>233</b>	<b>266</b>
<b>Washington Totals</b>		<b>313</b>	<b>785</b>	<b>794</b>	<b>334</b>	<b>460</b>



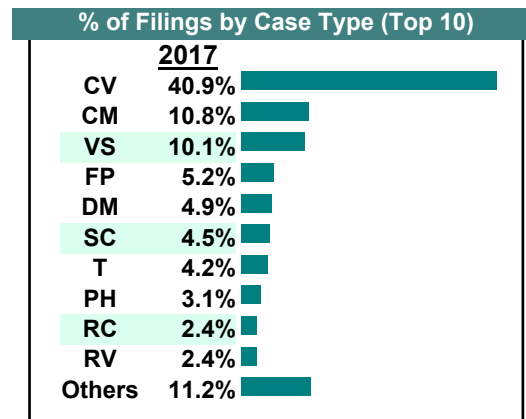
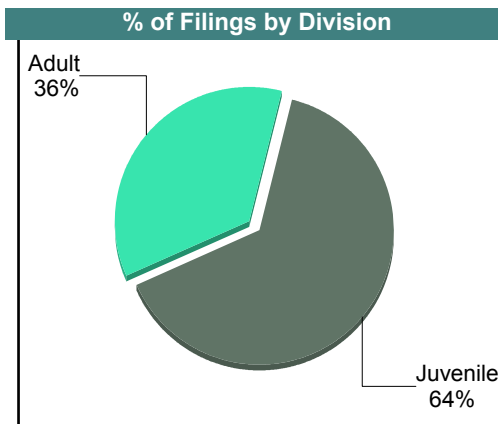

**CASELOAD STATISTICS OF THE JUVENILE & DOMESTIC RELATIONS COURTS**

July 2017

**Washington**

District: 28

		<u>Filings</u>	<u>Hearings</u>	<u>Transactions</u>	<u>Concluded</u>	<u>Cont</u>
<b><u>Adult</u></b>						
Capias	CA	3	10	10	3	7
Felony	CF	6	40	40	12	28
Misdemeanor	CM	31	63	63	13	50
Family Abuse - Prot Order	FP	15	35	35	14	21
Motion - Prot Order	MP	2	4	4	2	2
Remand Support	RS	3	3	3	3	-
Show Cause	SC	13	46	46	18	28
Civil Support	VS	29	52	52	20	32
<b>Adult Total</b>		<b>102</b>	<b>253</b>	<b>253</b>	<b>85</b>	<b>168</b>
<b><u>Juvenile</u></b>						
Abuse or Neglect	AN	0	9	9	9	-
Custody Visitation	CV	117	268	268	132	136
Felony	DF	5	5	5	0	5
Misdemeanor	DM	14	30	30	8	22
Foster Care Review	FC	2	2	2	2	-
Initial Foster Care	IF	6	6	6	6	-
Permanency	PH	9	9	9	9	-
Remand Custody	RC	7	7	7	7	-
Remand Visitation	RV	7	7	7	7	-
Status	ST	5	10	10	6	4
Traffic	T	12	23	25	19	6
Term Parental Rights	TP	0	9	9	6	3
Truancy	TR	0	3	3	0	3
<b>Juvenile Total</b>		<b>184</b>	<b>388</b>	<b>390</b>	<b>211</b>	<b>179</b>
<b>Washington Totals</b>		<b>286</b>	<b>641</b>	<b>643</b>	<b>296</b>	<b>347</b>



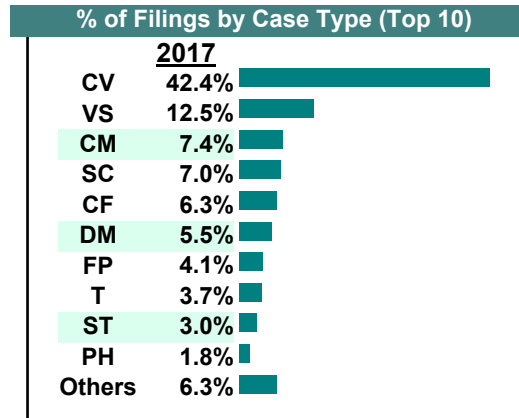
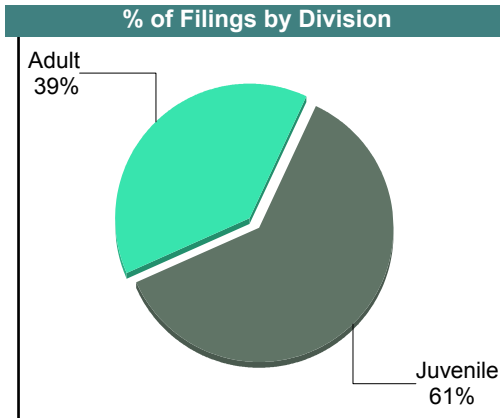
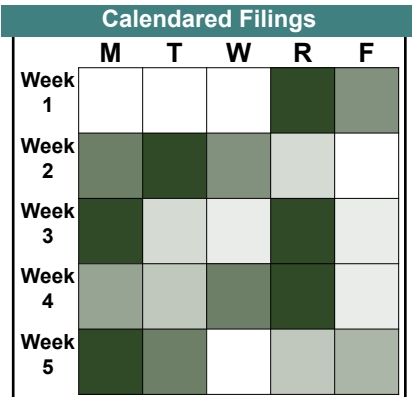
# CASELOAD STATISTICS OF THE JUVENILE & DOMESTIC RELATIONS COURTS

Washington

District: 28

June 2017

		<u>Filings</u>	<u>Hearings</u>	<u>Transactions</u>	<u>Concluded</u>	<u>Cont</u>
<b><u>Adult</u></b>						
Capias	CA	3	28	28	13	15
Felony	CF	17	83	83	19	64
Misdemeanor	CM	20	71	71	27	44
Family Abuse - Prot Order	FP	11	29	29	10	19
Motion - Prot Order	MP	1	2	2	1	1
Other	OT	0	4	4	4	-
Show Cause	SC	19	78	78	27	51
Civil Support	VS	34	71	71	31	40
<b>Adult Total</b>		<b>105</b>	<b>366</b>	<b>366</b>	<b>132</b>	<b>234</b>
<b><u>Juvenile</u></b>						
Abuse or Neglect	AN	1	17	17	3	14
Non-Family Abuse Prot Order	AP	1	2	2	2	-
Custody Relief	CR	2	2	2	0	2
Custody Visitation	CV	115	272	272	60	212
Felony	DF	2	6	6	1	5
Misdemeanor	DM	15	38	38	10	28
Entrustment	ET	1	1	1	1	-
Foster Care Review	FC	3	3	3	3	-
Initial Foster Care	IF	2	2	2	2	-
Permanency	PH	5	5	5	5	-
Petition	PT	0	1	1	1	-
Status	ST	8	13	14	8	6
Traffic	T	10	19	23	14	9
Term Parental Rights	TP	0	3	3	3	-
Truancy	TR	1	4	4	2	2
<b>Juvenile Total</b>		<b>166</b>	<b>388</b>	<b>393</b>	<b>115</b>	<b>278</b>
<b>Washington Totals</b>		<b>271</b>	<b>754</b>	<b>759</b>	<b>247</b>	<b>512</b>



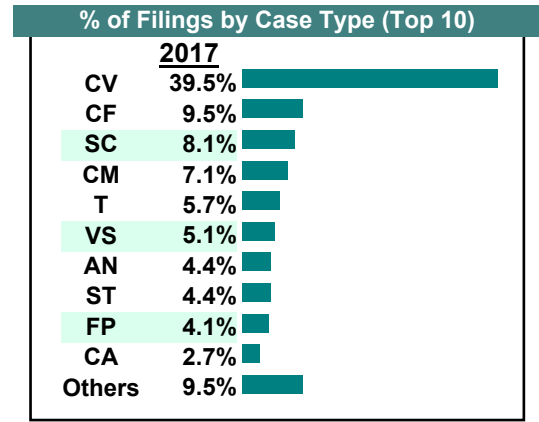
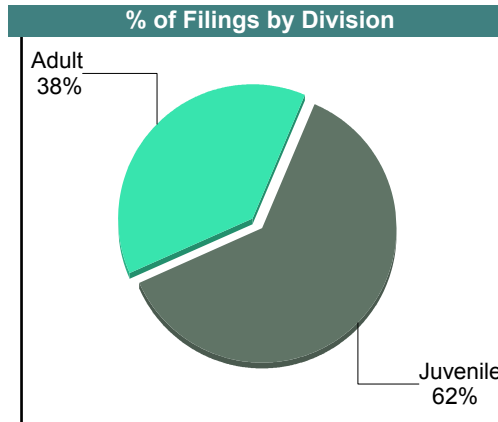

**CASELOAD STATISTICS OF THE JUVENILE & DOMESTIC RELATIONS COURTS**

May 2017

**Washington**

District: 28


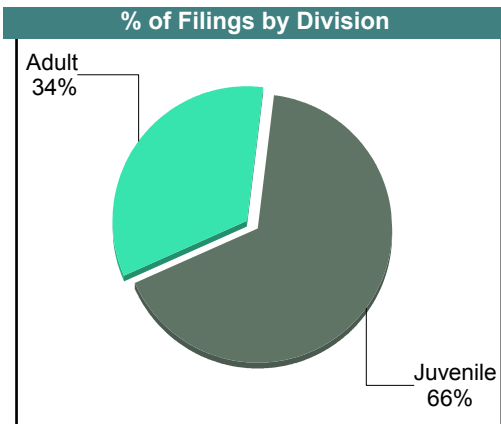
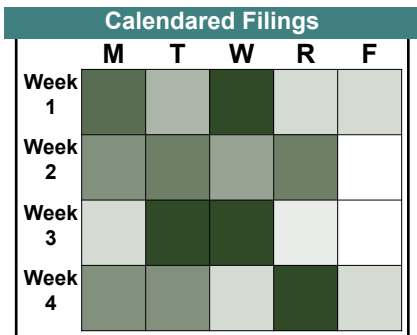
		<u>Filings</u>	<u>Hearings</u>	<u>Transactions</u>	<u>Concluded</u>	<u>Cont</u>
<b><u>Adult</u></b>						
Capias	CA	8	15	15	8	7
Felony	CF	28	56	56	17	39
Misdemeanor	CM	21	71	71	28	43
Family Abuse - Prot Order	FP	12	32	32	10	22
Motion - Prot Order	MP	4	6	6	2	4
Other	OT	1	2	2	2	-
Show Cause	SC	24	67	67	22	45
Civil Support	VS	15	39	39	19	20
<b>Adult Total</b>		<b>113</b>	<b>288</b>	<b>288</b>	<b>108</b>	<b>180</b>
<b><u>Juvenile</u></b>						
Abuse or Neglect	AN	13	38	38	5	33
Non-Family Abuse Prot Order	AP	4	5	5	3	2
Custody Relief	CR	1	1	1	0	1
Custody Visitation	CV	117	273	273	145	128
Felony	DF	1	9	9	4	5
Misdemeanor	DM	8	28	28	8	20
Foster Care Review	FC	1	1	1	1	-
Motion - Prot Order	MP	1	1	1	1	-
Permanency	PH	3	3	3	3	-
Status	ST	13	13	13	11	2
Traffic	T	17	24	25	6	19
Term Parental Rights	TP	0	12	12	3	9
Truancy	TR	3	6	6	1	5
Voluntary Continuing Services Agreement	VA	1	1	1	1	-
<b>Juvenile Total</b>		<b>183</b>	<b>415</b>	<b>416</b>	<b>192</b>	<b>224</b>
<b>Washington Totals</b>		<b>296</b>	<b>703</b>	<b>704</b>	<b>300</b>	<b>404</b>



		<u>Filings</u>	<u>Hearings</u>	<u>Transactions</u>	<u>Concluded</u>	<u>Cont</u>
<b>Adult</b>						
Non-Family Abuse Prot Order	AP	0	1	1	1	-
Capias	CA	7	27	27	14	13
Felony	CF	9	55	55	11	44
Misdemeanor	CM	34	74	74	18	56
Family Abuse - Prot Order	FP	14	30	30	16	14
Motion - Prot Order	MP	2	2	2	2	-
Other	OT	0	8	8	0	8
Remand Support	RS	3	3	3	3	-
Show Cause	SC	21	66	66	23	43
SL/Other	SL	2	2	2	2	-
Civil Support	VS	39	54	54	26	28
<b>Adult Total</b>		<b>131</b>	<b>322</b>	<b>322</b>	<b>116</b>	<b>206</b>

<b>Juvenile</b>						
Abuse or Neglect	AN	8	20	20	1	19
Non-Family Abuse Prot Order	AP	2	4	4	2	2
Custody Relief	CR	0	6	6	6	-
Custody Visitation	CV	188	371	371	171	200
Felony	DF	0	3	3	0	3
Misdemeanor	DM	22	53	53	26	27
Foster Care Review	FC	4	4	4	4	-
Permanency	PH	2	2	2	2	-
Petition	PT	1	3	3	2	1
Remand Custody	RC	7	7	7	7	-
Remand Visitation	RV	7	7	7	7	-
Status	ST	3	8	8	2	6
Traffic	T	12	25	27	13	14
Term Parental Rights	TP	1	9	9	0	9
Truancy	TR	2	4	4	0	4
Voluntary Continuing Services Agreement	VA	1	1	1	1	-
<b>Juvenile Total</b>		<b>260</b>	<b>527</b>	<b>529</b>	<b>244</b>	<b>285</b>

<b>Washington Totals</b>		<b>391</b>	<b>849</b>	<b>851</b>	<b>360</b>	<b>491</b>
--------------------------	--	------------	------------	------------	------------	------------



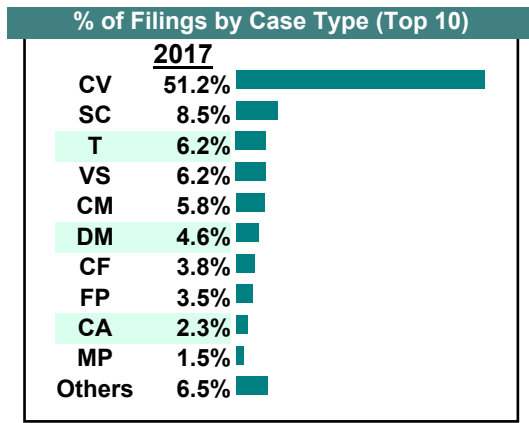
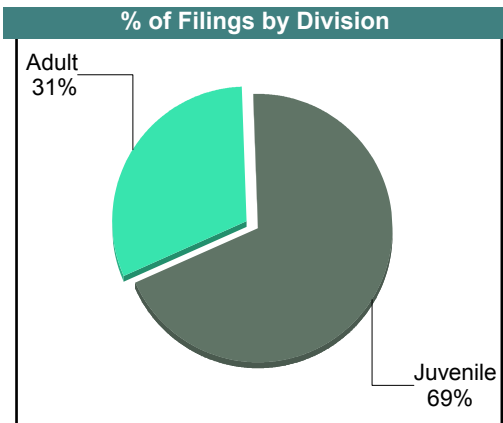

**CASELOAD STATISTICS OF THE JUVENILE & DOMESTIC RELATIONS COURTS**

**Washington**

District: 28

March 2017

		<u>Filings</u>	<u>Hearings</u>	<u>Transactions</u>	<u>Concluded</u>	<u>Cont</u>
<b>Adult</b>						
Non-Family Abuse Prot Order	AP	1	3	3	1	2
Capias	CA	6	22	22	8	14
Felony	CF	10	41	41	8	33
Misdemeanor	CM	15	61	61	27	34
Family Abuse - Prot Order	FP	9	21	21	8	13
Motion - Prot Order	MP	2	2	2	2	-
Show Cause	SC	21	108	108	55	53
SL/Other	SL	1	1	1	1	-
Civil Support	VS	16	45	45	18	27
<b>Adult Total</b>		<b>81</b>	<b>304</b>	<b>304</b>	<b>128</b>	<b>176</b>
<b>Juvenile</b>						
Abuse or Neglect	AN	3	14	14	6	8
Non-Family Abuse Prot Order	AP	1	2	2	0	2
Custody Relief	CR	1	1	1	1	-
Child in Need of Services	CS	0	1	1	1	-
Custody Visitation	CV	133	249	249	90	159
Felony	DF	0	10	10	0	10
Misdemeanor	DM	12	35	35	11	24
Initial Foster Care	IF	3	3	3	3	-
Motion - Prot Order	MP	2	2	2	2	-
Permanency	PH	1	1	1	1	-
Petition	PT	1	3	3	2	1
Show Cause	SC	1	2	2	1	1
Status	ST	3	6	6	4	2
Traffic	T	16	16	18	8	10
Truancy	TR	2	6	6	2	4
<b>Juvenile Total</b>		<b>179</b>	<b>351</b>	<b>353</b>	<b>132</b>	<b>221</b>
<b>Washington Totals</b>		<b>260</b>	<b>655</b>	<b>657</b>	<b>260</b>	<b>397</b>



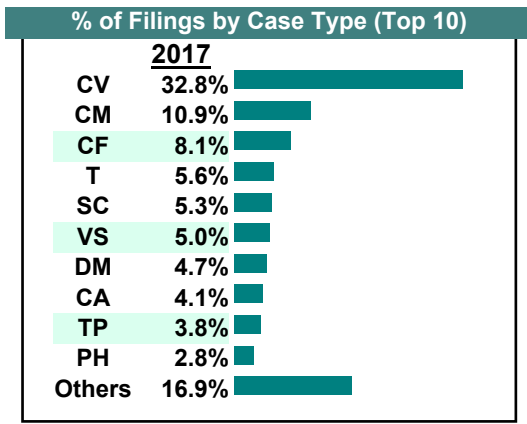
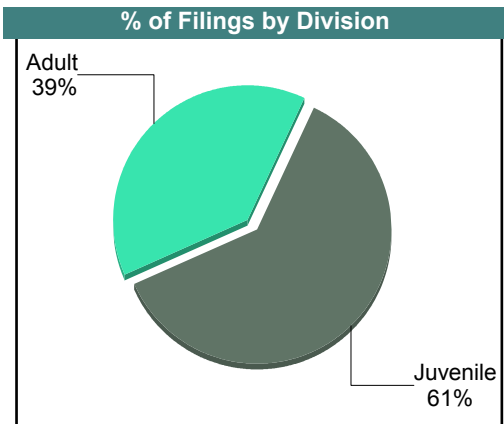

**CASELOAD STATISTICS OF THE JUVENILE & DOMESTIC RELATIONS COURTS**

**Washington**

District: 28

February 2017

		<u>Filings</u>	<u>Hearings</u>	<u>Transactions</u>	<u>Concluded</u>	<u>Cont</u>
<b><u>Adult</u></b>						
Non-Family Abuse Prot Order	AP	1	2	2	0	2
Capias	CA	13	55	55	23	32
Felony	CF	26	49	49	7	42
Misdemeanor	CM	35	89	89	30	59
Family Abuse - Prot Order	FP	8	26	26	8	18
Motion - Prot Order	MP	2	2	2	2	-
Other	OT	5	6	6	1	5
Show Cause	SC	17	78	78	28	50
SL/Other	SL	1	1	1	1	-
Civil Support	VS	16	35	35	22	13
<b>Adult Total</b>		<b>124</b>	<b>343</b>	<b>343</b>	<b>122</b>	<b>221</b>
<b><u>Juvenile</u></b>						
Abuse or Neglect	AN	2	7	7	0	7
Custody Relief	CR	6	6	6	0	6
Child in Need of Services	CS	0	5	5	3	2
Custody Visitation	CV	105	219	219	68	151
Felony	DF	7	30	30	0	30
Misdemeanor	DM	15	44	44	14	30
Entrustment	ET	5	5	5	5	-
Foster Care Review	FC	7	7	7	7	-
Permanency	PH	9	9	9	9	-
Petition	PT	0	3	3	0	3
Remand Custody	RC	1	1	1	1	-
Remand Visitation	RV	1	1	1	1	-
Status	ST	5	8	8	4	4
Traffic	T	18	22	28	17	11
Term Parental Rights	TP	12	12	12	0	12
Truancy	TR	1	2	2	0	2
Voluntary Continuing Services Agreement	VA	2	2	2	2	-
<b>Juvenile Total</b>		<b>196</b>	<b>383</b>	<b>389</b>	<b>131</b>	<b>258</b>
<b>Washington Totals</b>		<b>320</b>	<b>726</b>	<b>732</b>	<b>253</b>	<b>479</b>





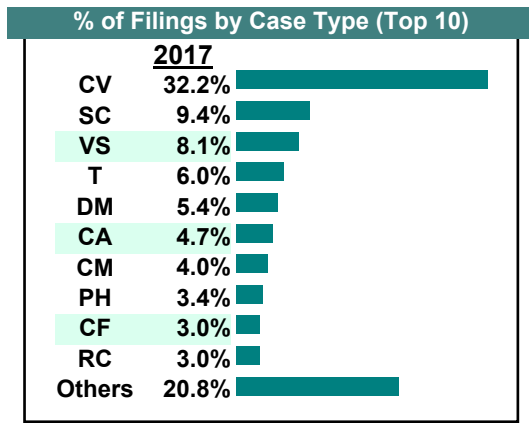
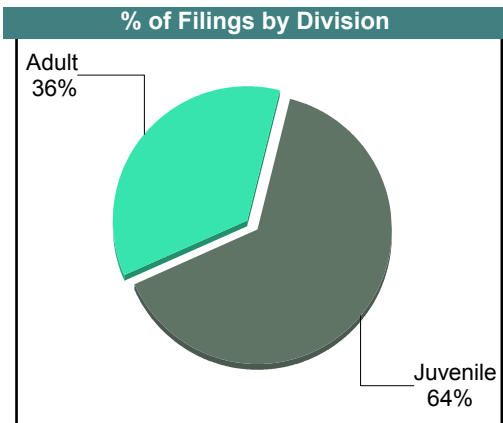

CASELOAD STATISTICS OF THE JUVENILE & DOMESTIC RELATIONS COURTS

Washington

District: 28

January 2017

		<u>Filings</u>	<u>Hearings</u>	<u>Transactions</u>	<u>Concluded</u>	<u>Cont</u>
<b><u>Adult</u></b>						
Capias	CA	14	34	34	9	25
Felony	CF	9	45	45	20	25
Misdemeanor	CM	12	64	64	30	34
Family Abuse - Prot Order	FP	7	24	24	8	16
Motion - Prot Order	MP	4	4	4	4	-
Other	OT	0	1	1	0	1
Remand Support	RS	7	7	7	7	-
Show Cause	SC	28	112	112	45	67
SL/Other	SL	1	1	1	1	-
Civil Support	VS	24	47	47	13	34
<b>Adult Total</b>		<b>106</b>	<b>339</b>	<b>339</b>	<b>137</b>	<b>202</b>
<b><u>Juvenile</u></b>						
Abuse or Neglect	AN	5	11	11	4	7
Child in Need of Services	CS	4	5	5	0	5
Custody Visitation	CV	96	223	223	106	117
Felony	DF	6	12	12	0	12
Misdemeanor	DM	16	43	43	18	25
Foster Care Review	FC	3	3	3	3	-
Initial Foster Care	IF	5	5	5	5	-
Permanency	PH	10	10	10	10	-
Petition	PT	1	1	1	0	1
Remand Custody	RC	9	9	9	9	-
Remand Visitation	RV	9	9	9	9	-
Status	ST	7	8	10	7	3
Traffic	T	18	20	22	14	8
Term Parental Rights	TP	2	2	2	0	2
Truancy	TR	0	3	3	1	2
Voluntary Continuing Services Agreement	VA	1	1	1	1	-
<b>Juvenile Total</b>		<b>192</b>	<b>365</b>	<b>369</b>	<b>187</b>	<b>182</b>
<b>Washington Totals</b>		<b>298</b>	<b>704</b>	<b>708</b>	<b>324</b>	<b>384</b>



Filings by Court & Division

	<u>Bristol</u>		<u>Smyth</u>		<u>Washington</u>		<u>Total</u>
<b>A</b> Adult Misdemeanor	192	25%	271	36%	293	39%	756
Show Cause	93	15%	251	40%	283	45%	627
Civil Support	105	18%	220	37%	270	45%	595
Adult Felony	78	24%	88	27%	161	49%	327
Family Abuse - Prot Ord	67	27%	67	27%	115	46%	249
Capias	37	18%	90	44%	79	38%	206
Motion - Prot Order	16	28%	19	33%	22	39%	57
Remand Support	8	15%	31	58%	14	26%	53
Other	3	17%	8	44%	7	39%	18
SL/Other	1	10%	2	20%	7	70%	10
Non-Family Abuse Prot	3	43%	2	29%	2	29%	7
Bond Forfeiture	1	100%	-	0%	-	0%	1
Criminal Support	1	100%	-	0%	-	0%	1
Protective Order	-	0%	1	100%	-	0%	1
<b>Total</b>	<b>605</b>	<b>21%</b>	<b>1,050</b>	<b>36%</b>	<b>1,253</b>	<b>43%</b>	<b>2,908</b>
<b>J</b> Custody Visitation	463	15%	1,301	42%	1,339	43%	3,103
Delinquency	118	22%	203	38%	220	41%	541
Status Offense/Other	100	28%	149	42%	105	30%	354
Traffic	109	31%	64	18%	176	50%	349
Abuse or Neglect	33	23%	42	30%	66	47%	141
Permanency	41	30%	34	25%	60	44%	135
Foster Care Review	40	38%	29	28%	35	34%	104
Remand Custody	14	15%	54	58%	25	27%	93
Remand Visitation	14	15%	54	58%	25	27%	93
Initial Foster Care	25	41%	15	25%	21	34%	61
Term Parental Rights	20	41%	12	24%	17	35%	49
Entrustment	3	11%	17	63%	7	26%	27
Paternity	8	32%	8	32%	9	36%	25
Truancy	9	41%	4	18%	9	41%	22
Custody Relief	8	40%	1	5%	11	55%	20
Voluntary Continuing S	10	56%	3	17%	5	28%	18
Show Cause	1	6%	15	88%	1	6%	17
Motion - Prot Order	1	7%	10	71%	3	21%	14
Non-Family Abuse Prot	1	9%	2	18%	8	73%	11
Child in Need of Service	1	13%	3	38%	4	50%	8
Emancipation	2	67%	-	0%	1	33%	3
Family Abuse - Prot Ord	-	0%	3	100%	-	0%	3
Capias	-	0%	2	100%	-	0%	2
<b>Total</b>	<b>1,021</b>	<b>20%</b>	<b>2,025</b>	<b>39%</b>	<b>2,147</b>	<b>41%</b>	<b>5,193</b>
<b>Total</b>	<b>1,626</b>	<b>20%</b>	<b>3,075</b>	<b>38%</b>	<b>3,400</b>	<b>42%</b>	<b>8,101</b>

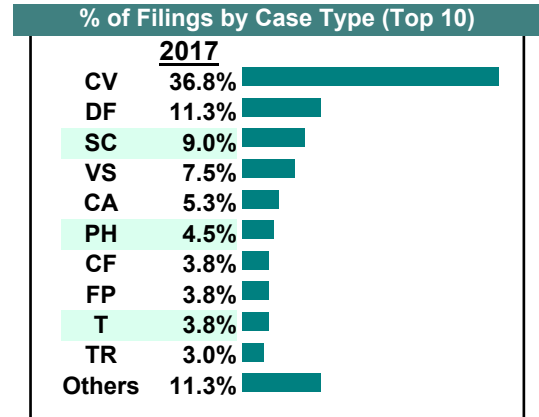
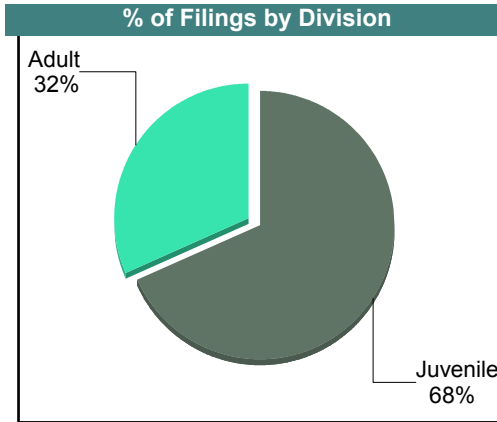

**CASELOAD STATISTICS OF THE JUVENILE & DOMESTIC RELATIONS COURTS**

December 2017

**Buchanan**

District: 29

		<u>Filings</u>	<u>Hearings</u>	<u>Transactions</u>	<u>Concluded</u>	<u>Cont</u>
<b><u>Adult</u></b>						
Bond Forfeiture	BF	0	1	1	0	1
Capias	CA	7	18	18	2	16
Felony	CF	5	15	15	3	12
Misdemeanor	CM	3	22	22	4	18
Family Abuse - Prot Order	FP	5	10	10	4	6
Show Cause	SC	12	34	34	6	28
Civil Support	VS	10	19	19	3	16
<b>Adult Total</b>		<b>42</b>	<b>119</b>	<b>119</b>	<b>22</b>	<b>97</b>
<b><u>Juvenile</u></b>						
Abuse or Neglect	AN	2	6	6	2	4
Non-Family Abuse Prot Order	AP	1	1	1	1	-
Custody Visitation	CV	49	155	155	48	107
Felony	DF	15	18	18	0	18
Misdemeanor	DM	2	9	9	4	5
Foster Care Review	FC	2	2	2	2	-
Initial Foster Care	IF	2	2	2	2	-
Motion - Prot Order	MP	0	2	2	2	-
Permanency	PH	6	6	6	6	-
Petition	PT	1	3	3	0	3
Child at Risk	RI	2	11	11	7	4
Traffic	T	5	6	6	4	2
Term Parental Rights	TP	0	4	4	4	-
Truancy	TR	4	13	13	1	12
<b>Juvenile Total</b>		<b>91</b>	<b>238</b>	<b>238</b>	<b>83</b>	<b>155</b>
<b>Buchanan Totals</b>		<b>133</b>	<b>357</b>	<b>357</b>	<b>105</b>	<b>252</b>



**CASELOAD STATISTICS OF THE JUVENILE & DOMESTIC RELATIONS COURTS**

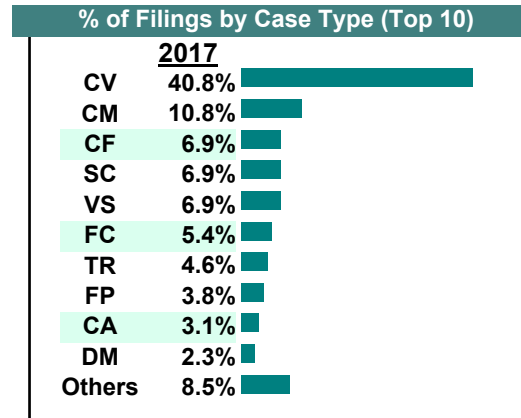
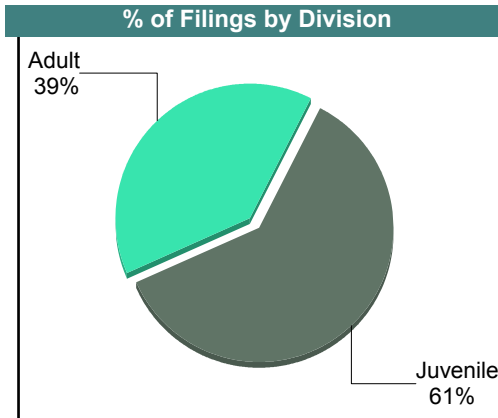
November 2017

**Buchanan**

District: 29

		<u>Filings</u>	<u>Hearings</u>	<u>Transactions</u>	<u>Concluded</u>	<u>Cont</u>
<b><u>Adult</u></b>						
Bond Forfeiture	BF	1	1	1	0	1
Capias	CA	4	12	12	4	8
Felony	CF	9	16	16	0	16
Misdemeanor	CM	14	50	50	10	40
Family Abuse - Prot Order	FP	5	12	12	5	7
Protective Order	PC	0	1	1	1	-
Show Cause	SC	9	37	37	14	23
Civil Support	VS	9	19	19	5	14
<b>Adult Total</b>		<b>51</b>	<b>148</b>	<b>148</b>	<b>39</b>	<b>109</b>
<b><u>Juvenile</u></b>						
Abuse or Neglect	AN	0	2	2	0	2
Child in Need of Services	CS	0	3	3	1	2
Custody Visitation	CV	53	158	158	54	104
Felony	DF	0	11	11	3	8
Misdemeanor	DM	3	10	10	3	7
Foster Care Review	FC	7	7	7	7	-
Initial Foster Care	IF	1	1	1	1	-
Protective Order	PC	0	1	1	1	-
Petition	PT	1	1	1	0	1
Remand Custody	RC	1	1	1	1	-
Child at Risk	RI	2	15	15	0	15
Show Cause	SC	0	1	1	0	1
Status	ST	3	5	5	3	2
Traffic	T	2	4	4	1	3
Truancy	TR	6	15	15	1	14
<b>Juvenile Total</b>		<b>79</b>	<b>235</b>	<b>235</b>	<b>76</b>	<b>159</b>
<b>Buchanan Totals</b>		<b>130</b>	<b>383</b>	<b>383</b>	<b>115</b>	<b>268</b>

Calendared Filings					
	M	T	W	R	F
Week 1					
Week 2					
Week 3					
Week 4					
Week 5					



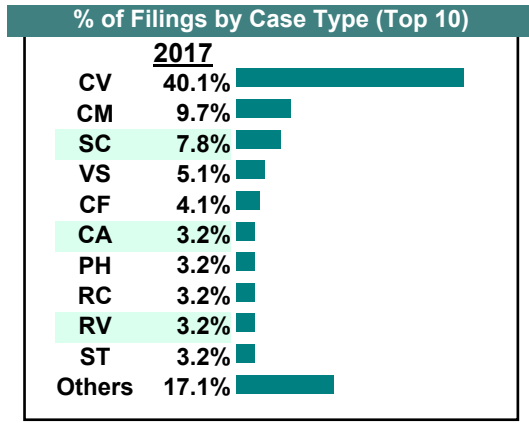
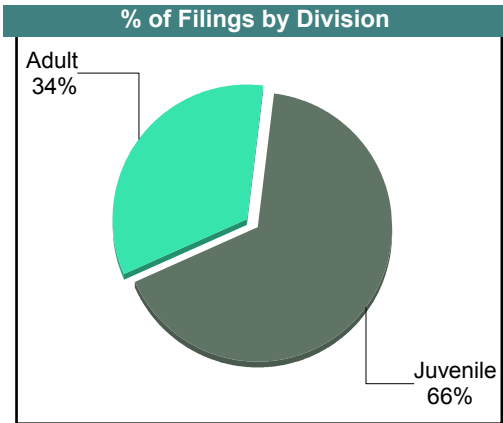
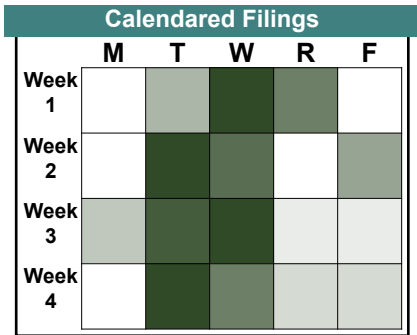
**CASELOAD STATISTICS OF THE JUVENILE & DOMESTIC RELATIONS COURTS**

October 2017

**Buchanan**

District: 29

		<u>Filings</u>	<u>Hearings</u>	<u>Transactions</u>	<u>Concluded</u>	<u>Cont</u>
<b><u>Adult</u></b>						
Non-Family Abuse Prot Order	AP	1	1	1	1	-
Capias	CA	7	17	17	6	11
Felony	CF	9	22	24	14	10
Misdemeanor	CM	21	75	75	30	45
Family Abuse - Prot Order	FP	5	8	8	4	4
Protective Order	PC	1	2	2	0	2
Remand Support	RS	1	1	1	1	-
Show Cause	SC	17	47	47	14	33
Civil Support	VS	11	23	23	10	13
<b>Adult Total</b>		<b>73</b>	<b>196</b>	<b>198</b>	<b>80</b>	<b>118</b>
<b><u>Juvenile</u></b>						
Abuse or Neglect	AN	2	4	4	0	4
Child in Need of Services	CS	0	4	4	1	3
Custody Visitation	CV	87	174	174	60	114
Felony	DF	4	15	15	4	11
Misdemeanor	DM	5	16	16	4	12
Entrustment	ET	0	2	2	2	-
Foster Care Review	FC	4	4	4	4	-
Motion - Prot Order	MP	1	4	4	2	2
Protective Order	PC	1	2	2	0	2
Permanency	PH	7	10	10	8	2
Remand Custody	RC	7	7	7	7	-
Child at Risk	RI	6	25	25	2	23
Remand Visitation	RV	7	7	7	7	-
Status	ST	7	7	7	2	5
Traffic	T	2	6	7	7	-
Term Parental Rights	TP	4	10	10	2	8
Truancy	TR	0	8	8	0	8
<b>Juvenile Total</b>		<b>144</b>	<b>305</b>	<b>306</b>	<b>112</b>	<b>194</b>
<b>Buchanan Totals</b>		<b>217</b>	<b>501</b>	<b>504</b>	<b>192</b>	<b>312</b>



# CASELOAD STATISTICS OF THE JUVENILE & DOMESTIC RELATIONS COURTS

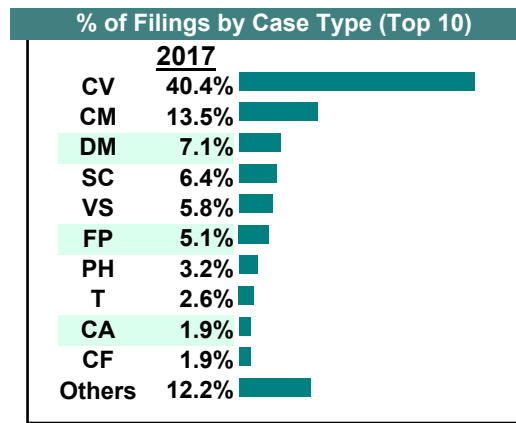
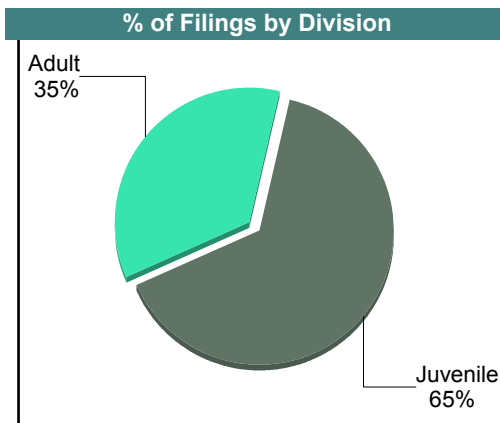
September 2017

**Buchanan**

District: 29

		<u>Filings</u>	<u>Hearings</u>	<u>Transactions</u>	<u>Concluded</u>	<u>Cont</u>
<b><u>Adult</u></b>						
Capias	CA	3	12	12	2	10
Felony	CF	3	26	27	8	19
Misdemeanor	CM	21	50	50	10	40
Family Abuse - Prot Order	FP	8	15	15	7	8
Motion - Prot Order	MP	1	1	1	1	-
Show Cause	SC	10	35	35	9	26
Civil Support	VS	9	18	18	9	9
<b>Adult Total</b>		<b>55</b>	<b>157</b>	<b>158</b>	<b>46</b>	<b>112</b>
<b><u>Juvenile</u></b>						
Abuse or Neglect	AN	0	11	11	7	4
Non-Family Abuse Prot Order	AP	1	1	1	1	-
Child in Need of Services	CS	1	3	3	0	3
Custody Visitation	CV	63	199	199	70	129
Felony	DF	2	10	10	3	7
Misdemeanor	DM	11	36	36	8	28
Entrustment	ET	2	2	2	0	2
Foster Care Review	FC	2	2	2	2	-
Initial Foster Care	IF	2	2	2	2	-
Motion - Prot Order	MP	2	2	2	0	2
Permanency	PH	5	6	6	4	2
Petition	PT	0	1	1	1	-
Child at Risk	RI	0	10	10	4	6
Show Cause	SC	0	1	1	0	1
Status	ST	1	2	2	1	1
Traffic	T	4	8	8	8	-
Term Parental Rights	TP	2	2	2	0	2
Truancy	TR	3	13	13	3	10
<b>Juvenile Total</b>		<b>101</b>	<b>311</b>	<b>311</b>	<b>114</b>	<b>197</b>
<b>Buchanan Totals</b>		<b>156</b>	<b>468</b>	<b>469</b>	<b>160</b>	<b>309</b>

Calendared Filings					
	M	T	W	R	F
Week 1					
Week 2					
Week 3					
Week 4					



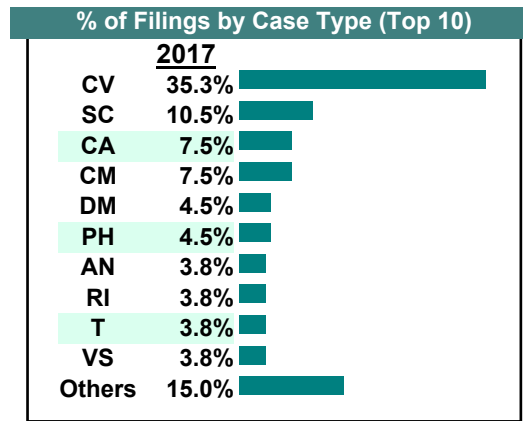
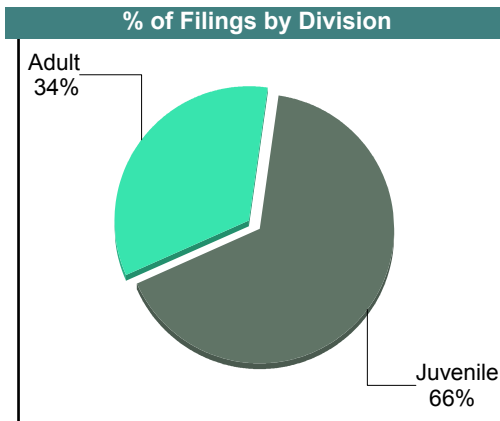
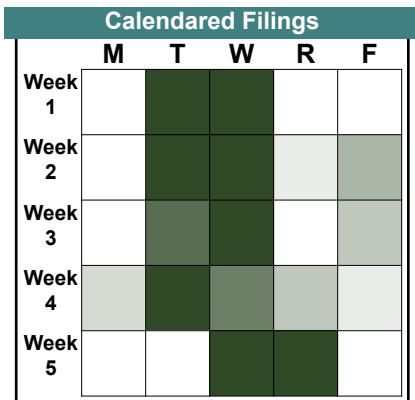
**CASELOAD STATISTICS OF THE JUVENILE & DOMESTIC RELATIONS COURTS**

**August 2017**

**Buchanan**

District: 29

		<u>Filings</u>	<u>Hearings</u>	<u>Transactions</u>	<u>Concluded</u>	<u>Cont</u>
<b><u>Adult</u></b>						
Capias	CA	10	27	27	17	10
Felony	CF	4	19	20	7	13
Misdemeanor	CM	10	72	72	25	47
Family Abuse - Prot Order	FP	3	11	11	7	4
Remand Support	RS	1	1	1	1	-
Show Cause	SC	12	50	50	22	28
Civil Support	VS	5	18	18	7	11
<b>Adult Total</b>		<b>45</b>	<b>198</b>	<b>199</b>	<b>86</b>	<b>113</b>
<b><u>Juvenile</u></b>						
Abuse or Neglect	AN	5	12	12	0	12
Non-Family Abuse Prot Order	AP	1	2	2	0	2
Child in Need of Services	CS	0	3	3	2	1
Custody Visitation	CV	47	168	168	62	106
Felony	DF	4	26	26	6	20
Misdemeanor	DM	6	27	27	7	20
Initial Foster Care	IF	1	2	2	2	-
Permanency	PH	6	6	6	6	-
Petition	PT	0	2	2	1	1
Remand Custody	RC	2	2	2	2	-
Child at Risk	RI	5	15	15	4	11
Remand Visitation	RV	2	2	2	2	-
Show Cause	SC	2	3	3	2	1
Status	ST	1	3	3	2	1
Traffic	T	5	8	9	4	5
Term Parental Rights	TP	0	2	2	2	-
Truancy	TR	1	2	2	0	2
<b>Juvenile Total</b>		<b>88</b>	<b>285</b>	<b>286</b>	<b>104</b>	<b>182</b>
<b>Buchanan Totals</b>		<b>133</b>	<b>483</b>	<b>485</b>	<b>190</b>	<b>295</b>



# CASELOAD STATISTICS OF THE JUVENILE & DOMESTIC RELATIONS COURTS

July 2017

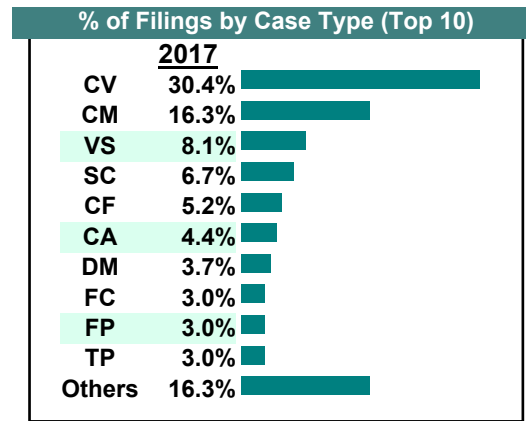
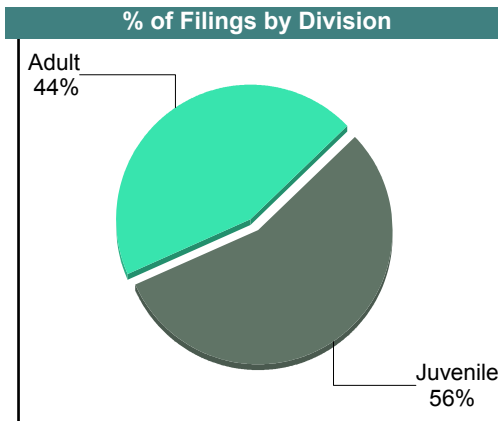
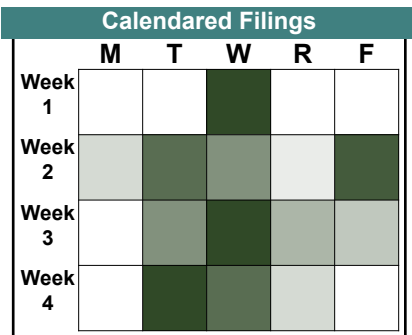
**Buchanan**

District: 29

		<u>Filings</u>	<u>Hearings</u>	<u>Transactions</u>	<u>Concluded</u>	<u>Cont</u>
<b>Adult</b>						
Capias	CA	6	20	20	6	14
Felony	CF	7	28	28	1	27
Misdemeanor	CM	22	57	57	8	49
Family Abuse - Prot Order	FP	4	8	8	1	7
Remand Support	RS	1	1	1	1	-
Show Cause	SC	9	53	53	15	38
Civil Support	VS	11	32	32	11	21
<b>Adult Total</b>		<b>60</b>	<b>199</b>	<b>199</b>	<b>43</b>	<b>156</b>

<b>Juvenile</b>						
Abuse or Neglect	AN	1	5	5	2	3
Child in Need of Services	CS	0	5	5	0	5
Custody Visitation	CV	41	115	115	46	69
Felony	DF	2	4	4	1	3
Misdemeanor	DM	5	18	18	7	11
Entrustment	ET	2	2	2	2	-
Foster Care Review	FC	4	4	4	4	-
Initial Foster Care	IF	2	2	2	2	-
Permanency	PH	2	2	2	2	-
Petition	PT	1	1	1	0	1
Remand Custody	RC	3	3	3	3	-
Child at Risk	RI	1	8	8	0	8
Remand Visitation	RV	3	3	3	3	-
Traffic	T	3	7	7	5	2
Term Parental Rights	TP	4	4	4	2	2
Truancy	TR	0	2	2	0	2
Voluntary Continuing Services Agreement	VA	1	1	1	1	-
<b>Juvenile Total</b>		<b>75</b>	<b>186</b>	<b>186</b>	<b>80</b>	<b>106</b>

<b>Buchanan Totals</b>		<b>135</b>	<b>385</b>	<b>385</b>	<b>123</b>	<b>262</b>
------------------------	--	------------	------------	------------	------------	------------






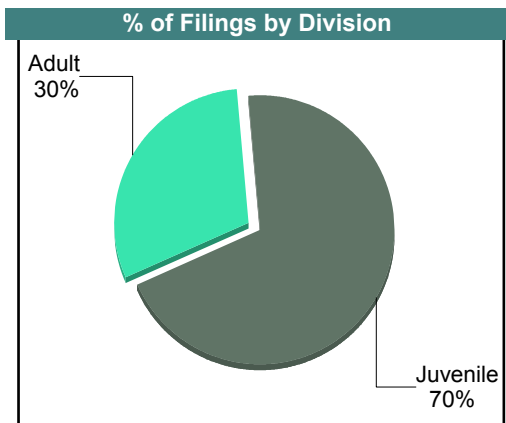

# CASELOAD STATISTICS OF THE JUVENILE & DOMESTIC RELATIONS COURTS

June 2017

**Buchanan**

District: 29

		<u>Filings</u>	<u>Hearings</u>	<u>Transactions</u>	<u>Concluded</u>	<u>Cont</u>
<b><u>Adult</u></b>						
Capias	CA	6	23	23	3	20
Felony	CF	8	32	32	8	24
Misdemeanor	CM	14	68	68	19	49
Family Abuse - Prot Order	FP	4	8	8	4	4
Motion - Prot Order	MP	0	1	1	1	-
Remand Support	RS	1	1	1	1	-
Show Cause	SC	8	66	66	16	50
Civil Support	VS	11	24	24	10	14
<b>Adult Total</b>		<b>52</b>	<b>223</b>	<b>223</b>	<b>62</b>	<b>161</b>
<b><u>Juvenile</u></b>						
Abuse or Neglect	AN	4	13	13	5	8
Child in Need of Services	CS	3	11	11	2	9
Custody Visitation	CV	71	197	197	77	120
Felony	DF	0	15	15	4	11
Misdemeanor	DM	10	31	31	6	25
Foster Care Review	FC	2	2	2	2	-
Initial Foster Care	IF	4	4	4	3	1
Motion - Prot Order	MP	1	1	1	1	-
Permanency	PH	6	8	8	6	2
Petition	PT	0	3	3	2	1
Remand Custody	RC	3	3	3	3	-
Child at Risk	RI	3	4	4	0	4
Remand Visitation	RV	3	3	3	3	-
Show Cause	SC	1	2	2	1	1
Status	ST	2	4	4	2	2
Traffic	T	3	12	12	6	6
Truancy	TR	4	9	9	2	7
<b>Juvenile Total</b>		<b>120</b>	<b>322</b>	<b>322</b>	<b>125</b>	<b>197</b>
<b>Buchanan Totals</b>		<b>172</b>	<b>545</b>	<b>545</b>	<b>187</b>	<b>358</b>



# CASELOAD STATISTICS OF THE JUVENILE & DOMESTIC RELATIONS COURTS

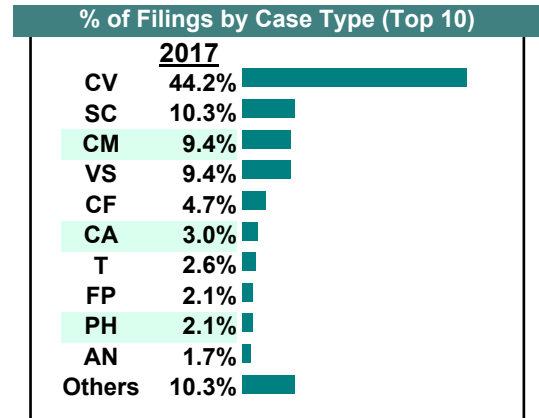
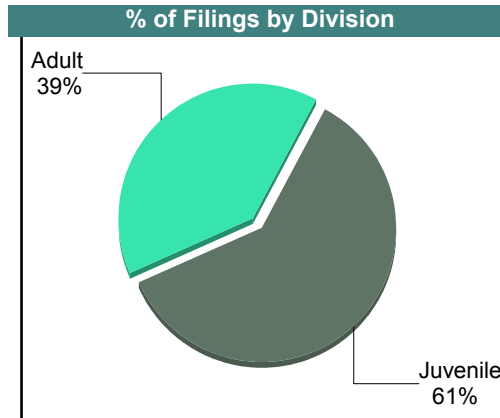
May 2017

**Buchanan**

District: 29

		<u>Filings</u>	<u>Hearings</u>	<u>Transactions</u>	<u>Concluded</u>	<u>Cont</u>
<b><u>Adult</u></b>						
Capias	CA	7	22	22	3	19
Felony	CF	11	30	30	8	22
Misdemeanor	CM	22	55	55	10	45
Family Abuse - Prot Order	FP	5	11	11	5	6
Motion - Prot Order	MP	1	2	2	0	2
Remand Support	RS	1	1	1	1	-
Show Cause	SC	23	57	57	14	43
Civil Support	VS	22	31	31	12	19
<b>Adult Total</b>		<b>92</b>	<b>209</b>	<b>209</b>	<b>53</b>	<b>156</b>
<b><u>Juvenile</u></b>						
Abuse or Neglect	AN	4	15	15	4	11
Child in Need of Services	CS	4	9	9	1	8
Custody Visitation	CV	103	180	180	82	98
Felony	DF	0	16	16	15	1
Misdemeanor	DM	1	16	16	9	7
Initial Foster Care	IF	4	4	4	4	-
Motion - Prot Order	MP	2	2	2	2	-
Permanency	PH	5	5	5	5	-
Remand Custody	RC	2	2	2	2	-
Child at Risk	RI	4	11	11	4	7
Remand Visitation	RV	2	2	2	2	-
Show Cause	SC	1	1	1	0	1
Status	ST	1	1	1	0	1
Traffic	T	6	6	6	1	5
Truancy	TR	2	7	7	0	7
<b>Juvenile Total</b>		<b>141</b>	<b>277</b>	<b>277</b>	<b>131</b>	<b>146</b>
<b>Buchanan Totals</b>		<b>233</b>	<b>486</b>	<b>486</b>	<b>184</b>	<b>302</b>

Calendared Filings					
	M	T	W	R	F
Week 1					
Week 2					
Week 3					
Week 4					
Week 5					



# CASELOAD STATISTICS OF THE JUVENILE & DOMESTIC RELATIONS COURTS

April 2017

**Buchanan**

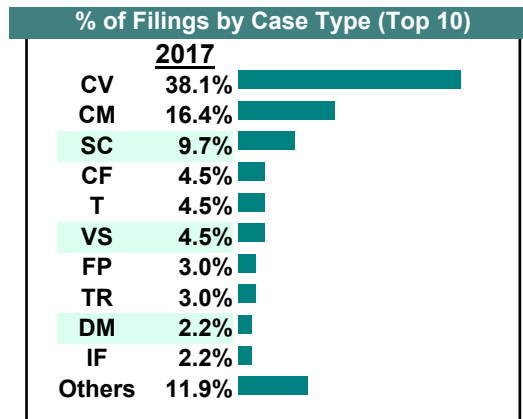
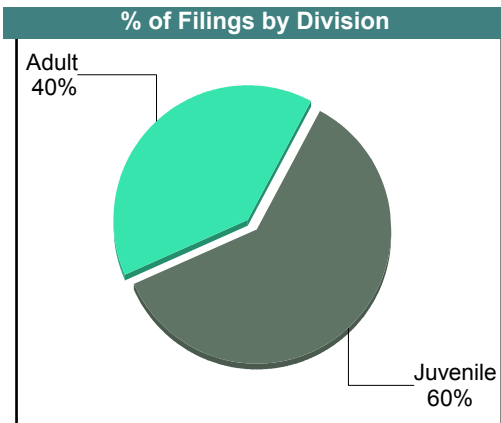
District: 29

		<u>Filings</u>	<u>Hearings</u>	<u>Transactions</u>	<u>Concluded</u>	<u>Cont</u>
<b>Adult</b>						
Non-Family Abuse Prot Order	AP	1	1	1	1	-
Capias	CA	1	9	9	2	7
Felony	CF	6	18	18	3	15
Misdemeanor	CM	22	56	56	17	39
Family Abuse - Prot Order	FP	3	8	8	5	3
Protective Order	PC	1	1	1	1	-
Show Cause	SC	13	63	63	35	28
Civil Support	VS	6	21	21	8	13
<b>Adult Total</b>		<b>53</b>	<b>177</b>	<b>177</b>	<b>72</b>	<b>105</b>

<b>Juvenile</b>						
Abuse or Neglect	AN	0	7	7	3	4
Non-Family Abuse Prot Order	AP	1	3	3	1	2
Child in Need of Services	CS	2	6	6	1	5
Custody Visitation	CV	51	137	137	50	87
Felony	DF	1	3	3	0	3
Misdemeanor	DM	3	13	13	4	9
Foster Care Review	FC	1	1	1	1	-
Family Abuse - Prot Order	FP	1	3	3	1	2
Initial Foster Care	IF	3	3	3	3	-
Motion - Prot Order	MP	1	1	1	0	1
Permanency	PH	3	4	4	3	1
Petition	PT	3	3	3	0	3
Child at Risk	RI	0	1	1	1	-
Status	ST	1	1	1	0	1
Traffic	T	6	14	15	9	6
Truancy	TR	4	5	5	0	5
<b>Juvenile Total</b>		<b>81</b>	<b>205</b>	<b>206</b>	<b>77</b>	<b>129</b>

<b>Buchanan Totals</b>		<b>134</b>	<b>382</b>	<b>383</b>	<b>149</b>	<b>234</b>
------------------------	--	------------	------------	------------	------------	------------

Calendared Filings					
	M	T	W	R	F
Week 1					
Week 2					
Week 3					
Week 4					



# CASELOAD STATISTICS OF THE JUVENILE & DOMESTIC RELATIONS COURTS

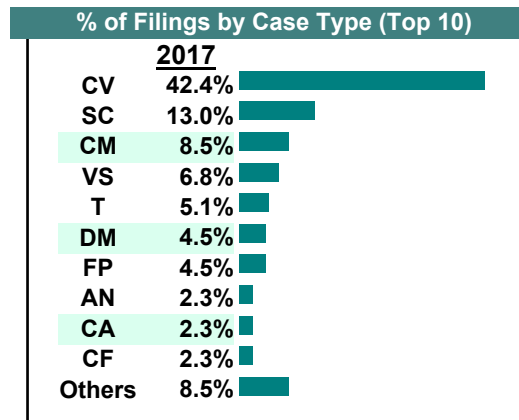
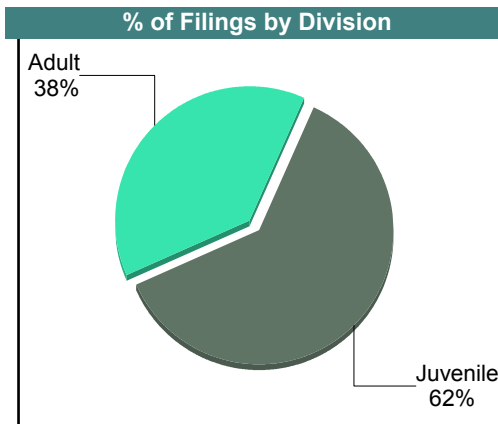
March 2017

**Buchanan**

District: 29

		<u>Filings</u>	<u>Hearings</u>	<u>Transactions</u>	<u>Concluded</u>	<u>Cont</u>
<b><u>Adult</u></b>						
Capias	CA	4	18	18	10	8
Felony	CF	4	37	38	22	16
Misdemeanor	CM	15	78	78	39	39
Family Abuse - Prot Order	FP	8	15	15	8	7
Motion - Prot Order	MP	2	2	2	2	-
Show Cause	SC	23	84	84	19	65
Civil Support	VS	12	24	24	10	14
<b>Adult Total</b>		<b>68</b>	<b>258</b>	<b>259</b>	<b>110</b>	<b>149</b>
<b><u>Juvenile</u></b>						
Abuse or Neglect	AN	4	12	12	1	11
Child in Need of Services	CS	2	5	5	1	4
Custody Visitation	CV	75	198	198	77	121
Felony	DF	0	35	35	4	31
Misdemeanor	DM	8	42	42	8	34
Entrustment	ET	2	4	4	4	-
Foster Care Review	FC	3	3	3	3	-
Motion - Prot Order	MP	1	1	1	1	-
Permanency	PH	4	5	5	4	1
Child at Risk	RI	1	3	3	1	2
Show Cause	SC	0	2	2	2	-
Status	ST	0	5	5	5	-
Traffic	T	9	12	12	2	10
Term Parental Rights	TP	0	4	4	4	-
Truancy	TR	0	5	5	3	2
<b>Juvenile Total</b>		<b>109</b>	<b>336</b>	<b>336</b>	<b>120</b>	<b>216</b>
<b>Buchanan Totals</b>		<b>177</b>	<b>594</b>	<b>595</b>	<b>230</b>	<b>365</b>

Calendared Filings					
	M	T	W	R	F
Week 1					
Week 2					
Week 3					
Week 4					
Week 5					



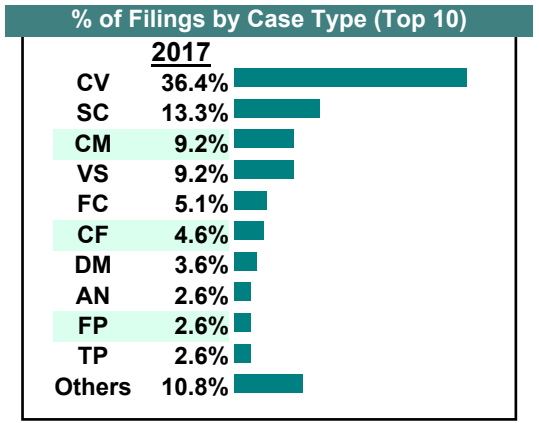
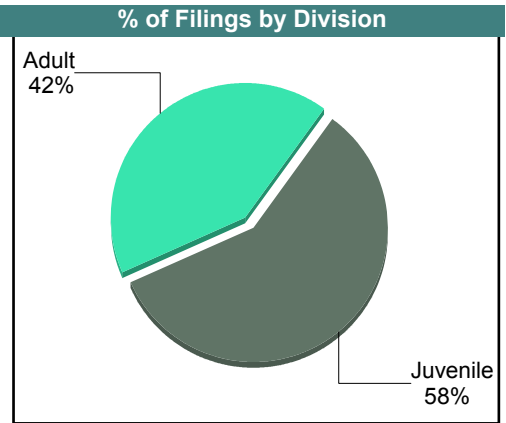

**CASELOAD STATISTICS OF THE JUVENILE & DOMESTIC RELATIONS COURTS**

February 2017

**Buchanan**

District: 29

		<u>Filings</u>	<u>Hearings</u>	<u>Transactions</u>	<u>Concluded</u>	<u>Cont</u>
<b><u>Adult</u></b>						
Non-Family Abuse Prot Order	AP	1	1	1	1	-
Capias	CA	4	12	12	1	11
Felony	CF	9	29	29	3	26
Misdemeanor	CM	18	81	81	20	61
Family Abuse - Prot Order	FP	5	11	11	5	6
Motion - Prot Order	MP	1	1	1	1	-
Show Cause	SC	25	68	68	16	52
Civil Support	VS	18	29	29	19	10
<b>Adult Total</b>		<b>81</b>	<b>232</b>	<b>232</b>	<b>66</b>	<b>166</b>
<b><u>Juvenile</u></b>						
Abuse or Neglect	AN	5	14	14	3	11
Custody Visitation	CV	71	162	162	60	102
Felony	DF	0	26	26	1	25
Misdemeanor	DM	7	27	27	5	22
Entrustment	ET	4	4	4	2	2
Foster Care Review	FC	10	12	12	12	-
Initial Foster Care	IF	2	2	2	2	-
Motion - Prot Order	MP	1	1	1	1	-
Permanency	PH	2	2	2	2	-
Petition	PT	0	1	1	1	-
Child at Risk	RI	3	7	7	3	4
Show Cause	SC	1	2	2	0	2
Traffic	T	0	1	1	1	-
Term Parental Rights	TP	5	11	11	4	7
Truancy	TR	2	8	8	2	6
Voluntary Continuing Services Agreement	VA	1	1	1	1	-
<b>Juvenile Total</b>		<b>114</b>	<b>281</b>	<b>281</b>	<b>100</b>	<b>181</b>
<b>Buchanan Totals</b>		<b>195</b>	<b>513</b>	<b>513</b>	<b>166</b>	<b>347</b>



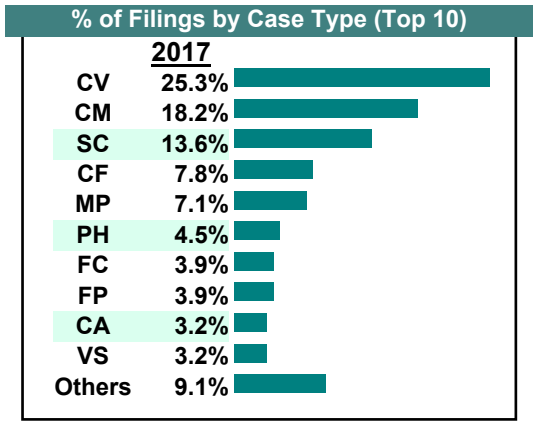
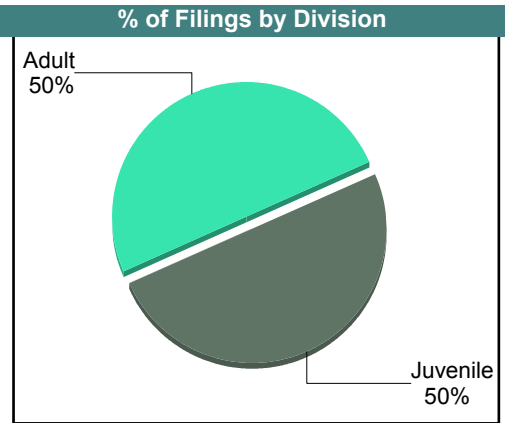

# CASELOAD STATISTICS OF THE JUVENILE & DOMESTIC RELATIONS COURTS

January 2017

**Buchanan**

District: 29

		<u>Filings</u>	<u>Hearings</u>	<u>Transactions</u>	<u>Concluded</u>	<u>Cont</u>
<b><u>Adult</u></b>						
Capias	CA	5	15	15	4	11
Felony	CF	12	33	33	5	28
Misdemeanor	CM	28	79	79	15	64
Family Abuse - Prot Order	FP	6	10	10	4	6
Show Cause	SC	21	49	49	8	41
Civil Support	VS	5	19	19	7	12
<b>Adult Total</b>		<b>77</b>	<b>205</b>	<b>205</b>	<b>43</b>	<b>162</b>
<b><u>Juvenile</u></b>						
Abuse or Neglect	AN	0	4	4	0	4
Child in Need of Services	CS	0	4	4	4	-
Custody Visitation	CV	39	152	152	43	109
Felony	DF	1	39	39	3	36
Misdemeanor	DM	2	41	41	5	36
Foster Care Review	FC	6	6	6	5	1
Initial Foster Care	IF	2	2	2	2	-
Motion - Prot Order	MP	11	13	13	13	-
Permanency	PH	7	10	10	9	1
Petition	PT	1	1	1	1	-
Remand Custody	RC	1	1	1	1	-
Child at Risk	RI	0	2	2	2	-
Remand Visitation	RV	1	1	1	1	-
Show Cause	SC	0	1	1	0	1
Status	ST	1	5	5	5	-
Traffic	T	3	6	6	5	1
Term Parental Rights	TP	0	4	4	0	4
Truancy	TR	2	5	5	0	5
<b>Juvenile Total</b>		<b>77</b>	<b>297</b>	<b>297</b>	<b>99</b>	<b>198</b>
<b>Buchanan Totals</b>		<b>154</b>	<b>502</b>	<b>502</b>	<b>142</b>	<b>360</b>



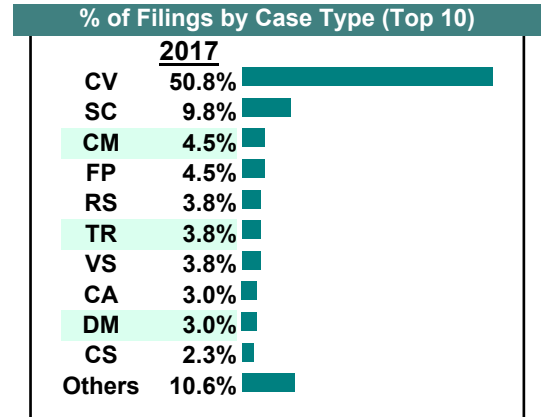
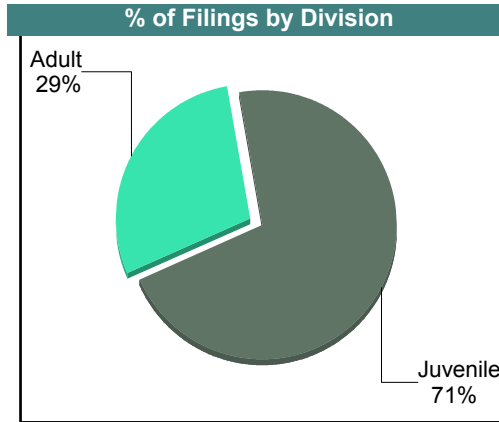
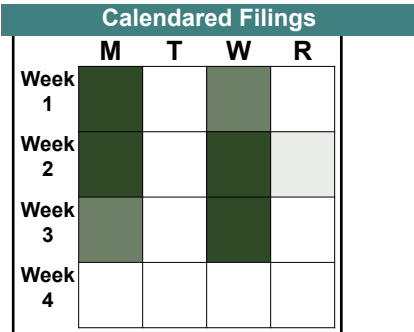
**CASELOAD STATISTICS OF THE JUVENILE & DOMESTIC RELATIONS COURTS**

December 2017

**Dickenson**

District: 29

		<u>Filings</u>	<u>Hearings</u>	<u>Transactions</u>	<u>Concluded</u>	<u>Cont</u>
<b><u>Adult</u></b>						
Capias	CA	4	7	7	4	3
Felony	CF	0	3	3	3	-
Misdemeanor	CM	6	15	15	7	8
Family Abuse - Prot Order	FP	6	12	12	6	6
Remand Support	RS	5	5	5	5	-
Show Cause	SC	12	34	34	18	16
Civil Support	VS	5	14	14	5	9
<b>Adult Total</b>		<b>38</b>	<b>90</b>	<b>90</b>	<b>48</b>	<b>42</b>
<b><u>Juvenile</u></b>						
Abuse or Neglect	AN	1	6	6	4	2
Child in Need of Services	CS	3	7	7	1	6
Custody Visitation	CV	67	164	164	64	100
Felony	DF	0	2	2	0	2
Misdemeanor	DM	4	10	10	2	8
Foster Care Review	FC	1	1	1	1	-
Initial Foster Care	IF	2	2	2	2	-
Permanency	PH	3	3	3	2	1
Petition	PT	1	2	2	1	1
Show Cause	SC	1	1	1	0	1
Status	ST	0	3	3	0	3
Traffic	T	3	5	5	1	4
Term Parental Rights	TP	3	3	3	1	2
Truancy	TR	5	6	6	1	5
<b>Juvenile Total</b>		<b>94</b>	<b>215</b>	<b>215</b>	<b>80</b>	<b>135</b>
<b>Dickenson Totals</b>		<b>132</b>	<b>305</b>	<b>305</b>	<b>128</b>	<b>177</b>



**CASELOAD STATISTICS OF THE JUVENILE & DOMESTIC RELATIONS COURTS**

November 2017

**Dickenson**

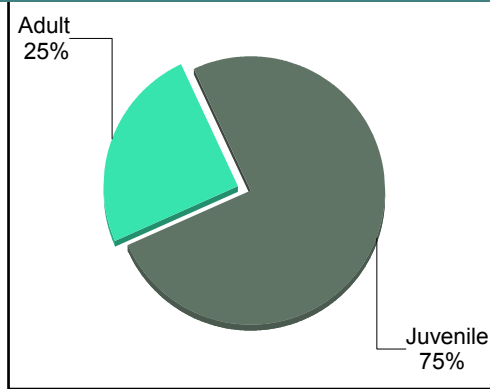
District: 29

		<u>Filings</u>	<u>Hearings</u>	<u>Transactions</u>	<u>Concluded</u>	<u>Cont</u>
<b><u>Adult</u></b>						
Capias	CA	2	3	3	0	3
Felony	CF	1	2	2	0	2
Misdemeanor	CM	3	16	16	9	7
Family Abuse - Prot Order	FP	4	14	14	10	4
Remand Support	RS	1	1	1	1	-
Show Cause	SC	3	30	30	13	17
SL/Other	SL	1	1	1	1	-
Civil Support	VS	9	22	22	11	11
<b>Adult Total</b>		<b>24</b>	<b>89</b>	<b>89</b>	<b>45</b>	<b>44</b>
<b><u>Juvenile</u></b>						
Abuse or Neglect	AN	0	4	4	2	2
Child in Need of Services	CS	4	10	10	4	6
Custody Visitation	CV	46	127	127	47	80
Felony	DF	0	5	5	2	3
Misdemeanor	DM	3	10	10	2	8
Entrustment	ET	1	1	1	1	-
Foster Care Review	FC	7	7	7	7	-
Initial Foster Care	IF	4	4	4	4	-
Permanency	PH	4	4	4	4	-
Petition	PT	1	1	1	0	1
Child at Risk	RI	0	2	2	2	-
Status	ST	2	4	4	0	4
Traffic	T	0	1	2	2	-
Truancy	TR	1	1	1	0	1
<b>Juvenile Total</b>		<b>73</b>	<b>181</b>	<b>182</b>	<b>77</b>	<b>105</b>
<b>Dickenson Totals</b>		<b>97</b>	<b>270</b>	<b>271</b>	<b>122</b>	<b>149</b>

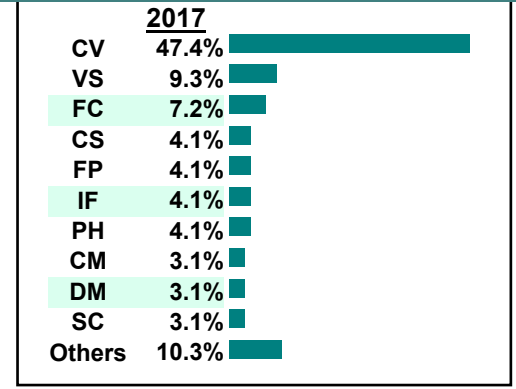
**Calendared Filings**

	<b>M</b>	<b>W</b>	<b>R</b>	<b>F</b>
Week 1				
Week 2				
Week 3				
Week 4				
Week 5				

**% of Filings by Division**



**% of Filings by Case Type (Top 10)**





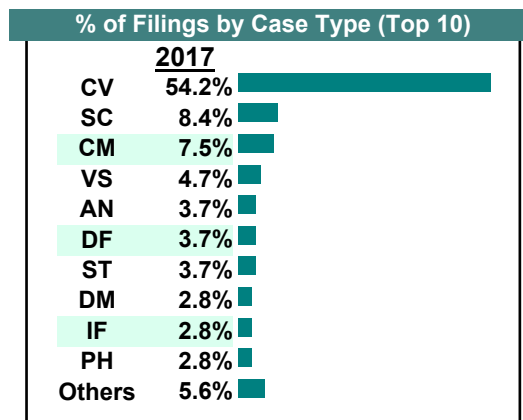
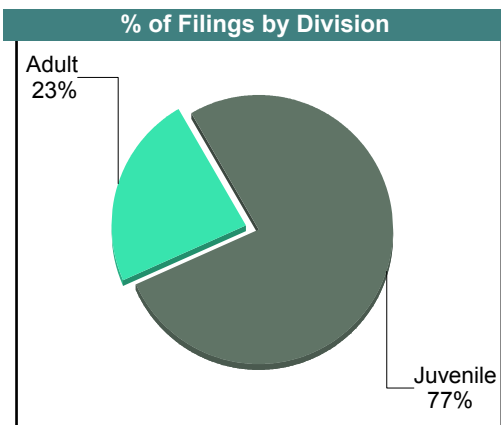

**CASELOAD STATISTICS OF THE JUVENILE & DOMESTIC RELATIONS COURTS**

October 2017

**Dickenson**

District: 29

		<u>Filings</u>	<u>Hearings</u>	<u>Transactions</u>	<u>Concluded</u>	<u>Cont</u>
<b>Adult</b>						
Capias	CA	1	3	3	2	1
Felony	CF	0	3	3	0	3
Misdemeanor	CM	8	16	16	5	11
Family Abuse - Prot Order	FP	2	5	5	2	3
Show Cause	SC	9	32	32	14	18
Civil Support	VS	5	16	16	6	10
<b>Adult Total</b>		<b>25</b>	<b>75</b>	<b>75</b>	<b>29</b>	<b>46</b>
<b>Juvenile</b>						
Abuse or Neglect	AN	4	12	12	2	10
Non-Family Abuse Prot Order	AP	0	1	1	1	-
Child in Need of Services	CS	1	7	7	2	5
Custody Visitation	CV	58	151	151	51	100
Felony	DF	4	9	9	3	6
Misdemeanor	DM	3	12	12	5	7
Foster Care Review	FC	2	3	3	3	-
Initial Foster Care	IF	3	5	5	3	2
Permanency	PH	3	3	3	3	-
Petition	PT	0	1	1	1	-
Child at Risk	RI	0	5	5	1	4
Status	ST	4	7	7	3	4
Traffic	T	0	1	1	1	-
<b>Juvenile Total</b>		<b>82</b>	<b>217</b>	<b>217</b>	<b>79</b>	<b>138</b>
<b>Dickenson Totals</b>		<b>107</b>	<b>292</b>	<b>292</b>	<b>108</b>	<b>184</b>



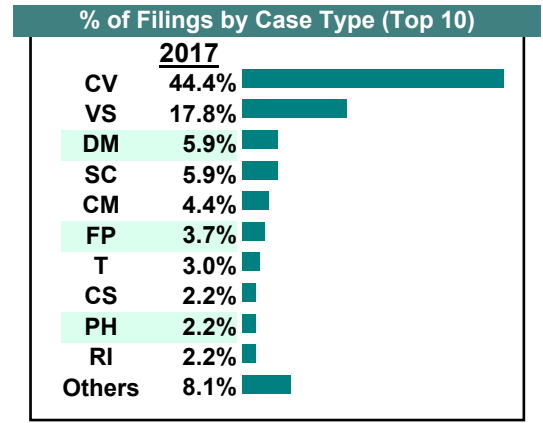
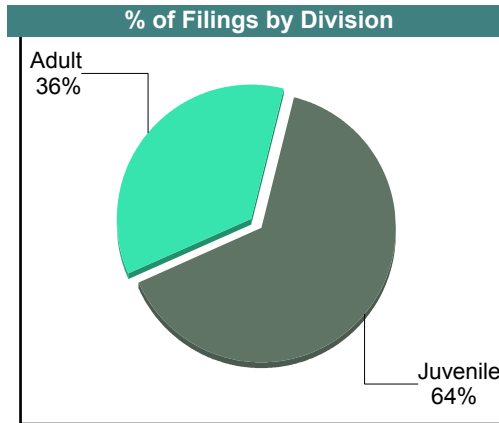
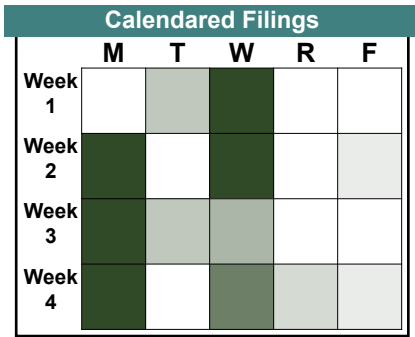
**CASELOAD STATISTICS OF THE JUVENILE & DOMESTIC RELATIONS COURTS**

September 2017

**Dickenson**

District: 29

		<u>Filings</u>	<u>Hearings</u>	<u>Transactions</u>	<u>Concluded</u>	<u>Cont</u>
<b><u>Adult</u></b>						
Capias	CA	1	2	2	0	2
Felony	CF	2	2	2	0	2
Misdemeanor	CM	6	21	21	9	12
Family Abuse - Prot Order	FP	5	6	6	3	3
Remand Support	RS	2	2	2	2	-
Show Cause	SC	8	35	35	9	26
Civil Support	VS	24	38	38	19	19
<b>Adult Total</b>		<b>48</b>	<b>106</b>	<b>106</b>	<b>42</b>	<b>64</b>
<b><u>Juvenile</u></b>						
Abuse or Neglect	AN	0	9	9	3	6
Non-Family Abuse Prot Order	AP	1	1	1	0	1
Child in Need of Services	CS	3	4	4	0	4
Custody Visitation	CV	60	150	150	53	97
Felony	DF	1	10	10	6	4
Misdemeanor	DM	8	16	16	5	11
Foster Care Review	FC	2	2	2	2	-
Permanency	PH	3	3	3	3	-
Child at Risk	RI	3	6	6	2	4
Status	ST	1	5	5	2	3
Traffic	T	4	6	6	3	3
Term Parental Rights	TP	1	2	2	2	-
<b>Juvenile Total</b>		<b>87</b>	<b>214</b>	<b>214</b>	<b>81</b>	<b>133</b>
<b>Dickenson Totals</b>		<b>135</b>	<b>320</b>	<b>320</b>	<b>123</b>	<b>197</b>



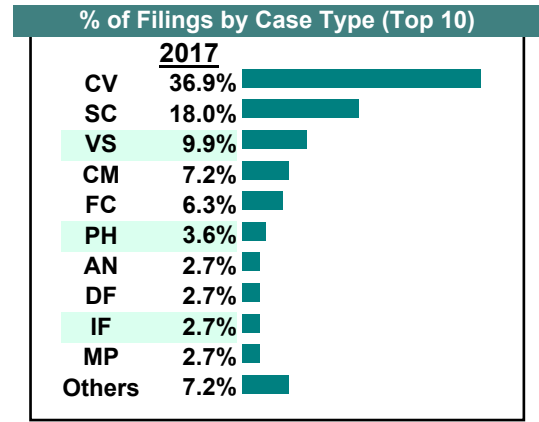
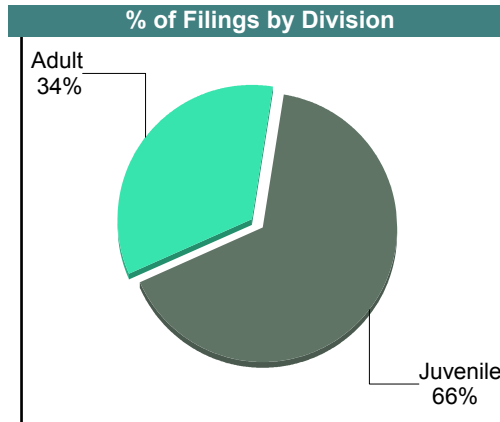
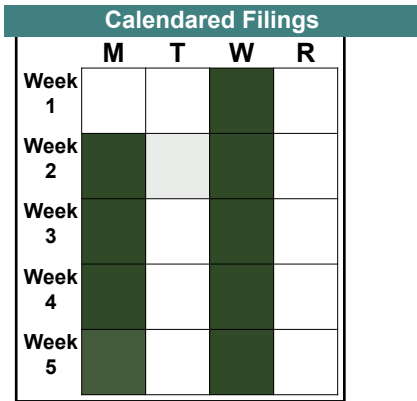
**CASELOAD STATISTICS OF THE JUVENILE & DOMESTIC RELATIONS COURTS**

**August 2017**

**Dickenson**

District: 29

		<u>Filings</u>	<u>Hearings</u>	<u>Transactions</u>	<u>Concluded</u>	<u>Cont</u>
<b><u>Adult</u></b>						
Capias	CA	0	2	2	2	-
Felony	CF	0	3	3	1	2
Misdemeanor	CM	8	23	23	8	15
Family Abuse - Prot Order	FP	0	3	3	3	-
Show Cause	SC	19	37	37	10	27
Civil Support	VS	11	31	31	20	11
<b>Adult Total</b>		<b>38</b>	<b>99</b>	<b>99</b>	<b>44</b>	<b>55</b>
<b><u>Juvenile</u></b>						
Abuse or Neglect	AN	3	8	8	3	5
Child in Need of Services	CS	0	8	8	5	3
Custody Visitation	CV	41	154	154	53	101
Felony	DF	3	3	3	0	3
Misdemeanor	DM	2	9	9	5	4
Emancipation	EP	1	1	1	1	-
Foster Care Review	FC	7	7	7	6	1
Initial Foster Care	IF	3	3	3	3	-
Motion - Prot Order	MP	3	3	3	3	-
Permanency	PH	4	4	4	4	-
Petition	PT	1	3	3	1	2
Child at Risk	RI	1	5	5	0	5
Show Cause	SC	1	1	1	1	-
Status	ST	1	2	2	0	2
Traffic	T	2	5	5	3	2
Truancy	TR	0	3	3	2	1
<b>Juvenile Total</b>		<b>73</b>	<b>219</b>	<b>219</b>	<b>90</b>	<b>129</b>
<b>Dickenson Totals</b>		<b>111</b>	<b>318</b>	<b>318</b>	<b>134</b>	<b>184</b>



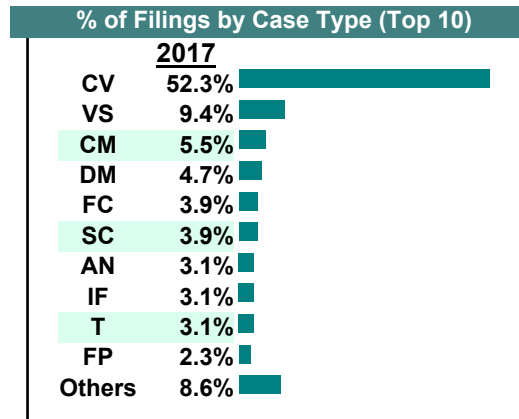
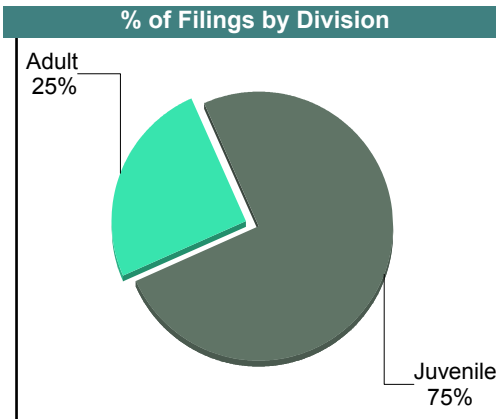
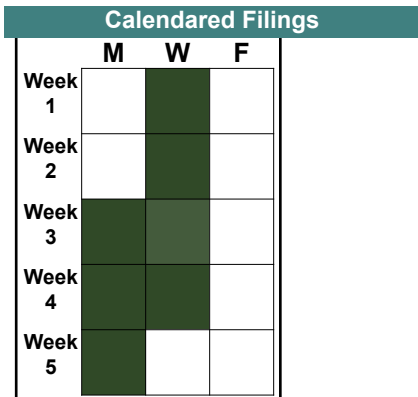
**CASELOAD STATISTICS OF THE JUVENILE & DOMESTIC RELATIONS COURTS**

July 2017

**Dickenson**

District: 29

		<u>Filings</u>	<u>Hearings</u>	<u>Transactions</u>	<u>Concluded</u>	<u>Cont</u>
<b><u>Adult</u></b>						
Capias	CA	1	4	4	2	2
Felony	CF	2	9	9	5	4
Misdemeanor	CM	7	23	23	7	16
Family Abuse - Prot Order	FP	3	4	4	3	1
Motion - Prot Order	MP	0	1	1	1	-
Remand Support	RS	1	1	1	1	-
Show Cause	SC	5	20	20	5	15
SL/Other	SL	1	1	1	1	-
Civil Support	VS	12	22	22	13	9
<b>Adult Total</b>		<b>32</b>	<b>85</b>	<b>85</b>	<b>38</b>	<b>47</b>
<b><u>Juvenile</u></b>						
Abuse or Neglect	AN	4	17	17	4	13
Child in Need of Services	CS	0	4	4	3	1
Custody Visitation	CV	67	126	126	40	86
Misdemeanor	DM	6	15	15	8	7
Entrustment	ET	2	2	2	2	-
Foster Care Review	FC	5	5	5	5	-
Initial Foster Care	IF	4	4	4	4	-
Permanency	PH	2	3	3	2	1
Child at Risk	RI	1	3	3	0	3
Traffic	T	4	5	6	3	3
Term Parental Rights	TP	1	2	2	0	2
Truancy	TR	0	1	1	0	1
<b>Juvenile Total</b>		<b>96</b>	<b>187</b>	<b>188</b>	<b>71</b>	<b>117</b>
<b>Dickenson Totals</b>		<b>128</b>	<b>272</b>	<b>273</b>	<b>109</b>	<b>164</b>



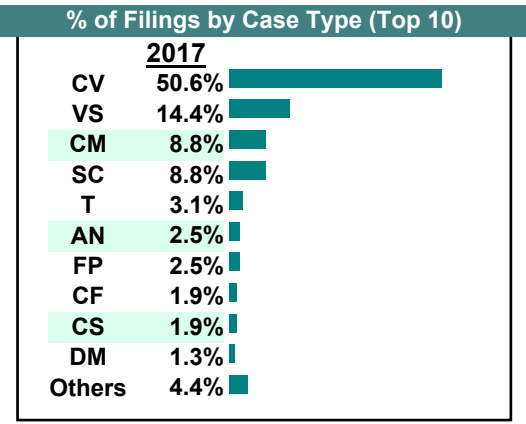
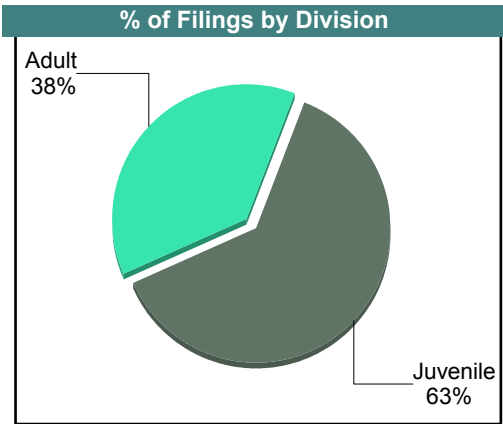
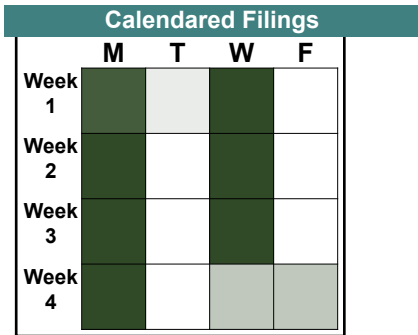
**CASELOAD STATISTICS OF THE JUVENILE & DOMESTIC RELATIONS COURTS**

June 2017

**Dickenson**

District: 29

		<u>Filings</u>	<u>Hearings</u>	<u>Transactions</u>	<u>Concluded</u>	<u>Cont</u>
<b><u>Adult</u></b>						
Capias	CA	1	5	5	1	4
Felony	CF	3	4	4	0	4
Misdemeanor	CM	14	22	22	3	19
Family Abuse - Prot Order	FP	4	7	7	4	3
Motion - Prot Order	MP	1	1	1	0	1
Remand Support	RS	1	1	1	1	-
Show Cause	SC	13	29	29	14	15
Civil Support	VS	23	42	42	18	24
<b>Adult Total</b>		<b>60</b>	<b>111</b>	<b>111</b>	<b>41</b>	<b>70</b>
<b><u>Juvenile</u></b>						
Abuse or Neglect	AN	4	7	7	1	6
Child in Need of Services	CS	3	13	13	4	9
Custody Visitation	CV	81	178	178	93	85
Felony	DF	0	3	3	0	3
Misdemeanor	DM	2	10	10	6	4
Foster Care Review	FC	1	1	1	1	-
Initial Foster Care	IF	2	2	2	2	-
Permanency	PH	1	1	1	1	-
Petition	PT	0	1	1	1	-
Child at Risk	RI	0	1	1	1	-
Show Cause	SC	1	1	1	1	-
Status	ST	0	2	2	2	-
Traffic	T	5	6	8	6	2
Truancy	TR	0	3	3	1	2
<b>Juvenile Total</b>		<b>100</b>	<b>229</b>	<b>231</b>	<b>120</b>	<b>111</b>
<b>Dickenson Totals</b>		<b>160</b>	<b>340</b>	<b>342</b>	<b>161</b>	<b>181</b>



**CASELOAD STATISTICS OF THE JUVENILE & DOMESTIC RELATIONS COURTS**

May 2017

**Dickenson**

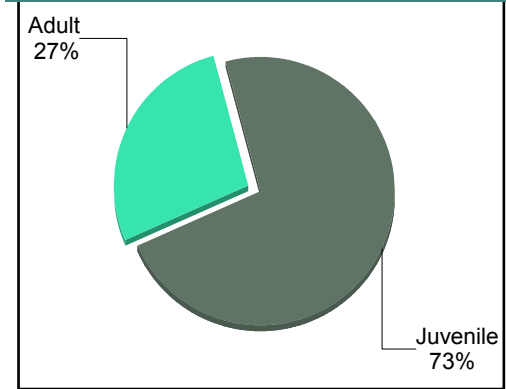
District: 29

		<u>Filings</u>	<u>Hearings</u>	<u>Transactions</u>	<u>Concluded</u>	<u>Cont</u>
<b><u>Adult</u></b>						
Capias	CA	2	3	3	2	1
Felony	CF	0	2	2	0	2
Misdemeanor	CM	4	12	12	3	9
Family Abuse - Prot Order	FP	3	4	4	1	3
Motion - Prot Order	MP	0	1	1	1	-
Show Cause	SC	7	30	30	18	12
Civil Support	VS	15	32	32	18	14
<b>Adult Total</b>		<b>31</b>	<b>84</b>	<b>84</b>	<b>43</b>	<b>41</b>
<b><u>Juvenile</u></b>						
Abuse or Neglect	AN	4	9	9	1	8
Child in Need of Services	CS	5	19	19	4	15
Custody Visitation	CV	52	139	139	44	95
Felony	DF	2	5	5	0	5
Misdemeanor	DM	3	6	6	1	5
Foster Care Review	FC	4	4	4	4	-
Initial Foster Care	IF	2	2	2	2	-
Motion - Prot Order	MP	1	1	1	1	-
Permanency	PH	5	5	5	5	-
Petition	PT	0	2	2	0	2
Show Cause	SC	1	2	2	2	-
Status	ST	1	10	10	7	3
Traffic	T	1	3	4	3	1
Term Parental Rights	TP	0	1	1	1	-
Truancy	TR	1	9	9	5	4
<b>Juvenile Total</b>		<b>82</b>	<b>217</b>	<b>218</b>	<b>80</b>	<b>138</b>
<b>Dickenson Totals</b>		<b>113</b>	<b>301</b>	<b>302</b>	<b>123</b>	<b>179</b>

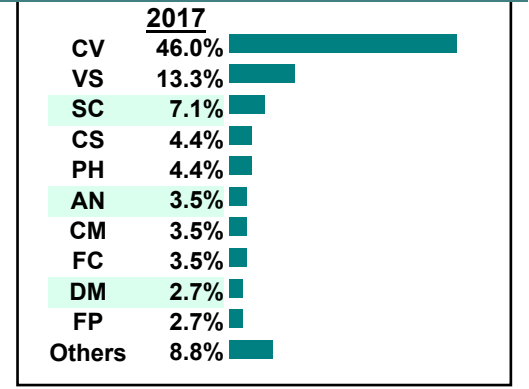
**Calendared Filings**

	<b>M</b>	<b>W</b>
Week 1	■	■
Week 2	■	■
Week 3	■	■
Week 4	■	■

**% of Filings by Division**



**% of Filings by Case Type (Top 10)**



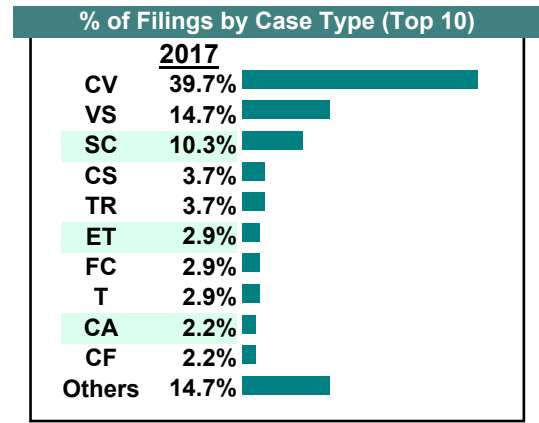
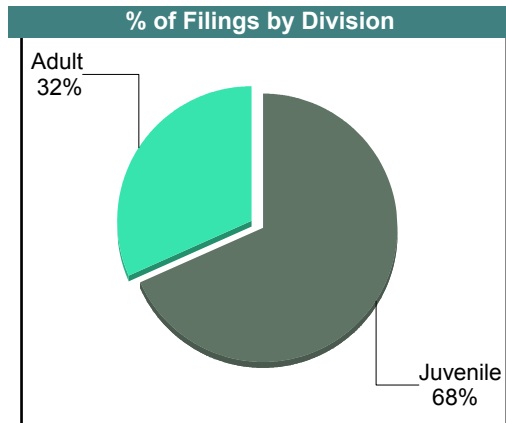
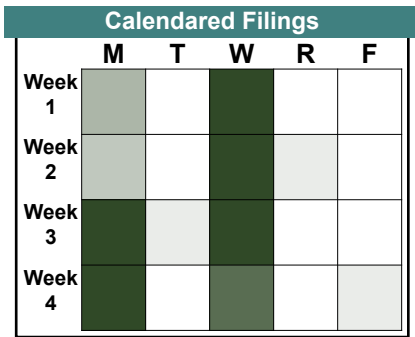
**CASELOAD STATISTICS OF THE JUVENILE & DOMESTIC RELATIONS COURTS**

April 2017

**Dickenson**

District: 29

		<u>Filings</u>	<u>Hearings</u>	<u>Transactions</u>	<u>Concluded</u>	<u>Cont</u>
<b><u>Adult</u></b>						
Capias	CA	3	5	5	3	2
Felony	CF	3	8	8	3	5
Misdemeanor	CM	2	16	16	7	9
Family Abuse - Prot Order	FP	1	3	3	3	-
Motion - Prot Order	MP	0	1	1	1	-
Remand Support	RS	1	1	1	1	-
Show Cause	SC	13	33	33	6	27
Civil Support	VS	20	33	33	15	18
<b>Adult Total</b>		<b>43</b>	<b>100</b>	<b>100</b>	<b>39</b>	<b>61</b>
<b><u>Juvenile</u></b>						
Abuse or Neglect	AN	2	5	5	3	2
Child in Need of Services	CS	5	13	13	1	12
Custody Visitation	CV	54	121	121	36	85
Felony	DF	0	1	1	0	1
Misdemeanor	DM	1	11	11	5	6
Entrustment	ET	4	7	7	6	1
Foster Care Review	FC	4	4	4	4	-
Initial Foster Care	IF	3	3	3	3	-
Motion - Prot Order	MP	3	3	3	3	-
Permanency	PH	1	4	4	3	1
Petition	PT	2	3	3	0	3
Child at Risk	RI	0	4	4	4	-
Show Cause	SC	1	1	1	0	1
Status	ST	3	11	11	5	6
Traffic	T	4	4	4	1	3
Term Parental Rights	TP	1	7	7	4	3
Truancy	TR	5	11	11	2	9
<b>Juvenile Total</b>		<b>93</b>	<b>213</b>	<b>213</b>	<b>80</b>	<b>133</b>
<b>Dickenson Totals</b>		<b>136</b>	<b>313</b>	<b>313</b>	<b>119</b>	<b>194</b>



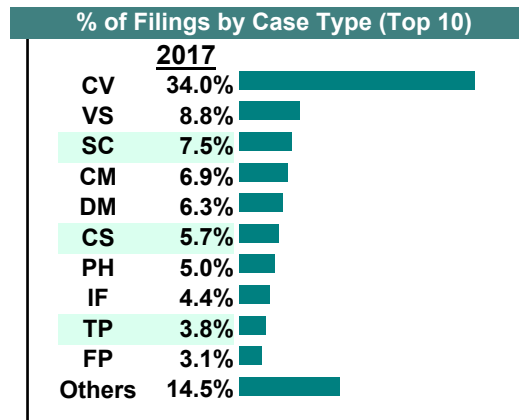
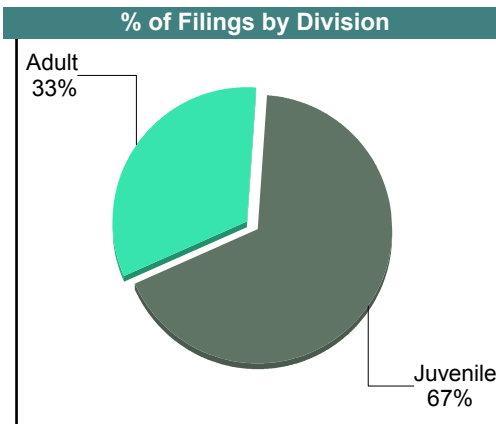

**CASELOAD STATISTICS OF THE JUVENILE & DOMESTIC RELATIONS COURTS**

March 2017

**Dickenson**

District: 29

		<u>Filings</u>	<u>Hearings</u>	<u>Transactions</u>	<u>Concluded</u>	<u>Cont</u>
<b><u>Adult</u></b>						
Capias	CA	3	7	7	4	3
Felony	CF	2	8	8	5	3
Misdemeanor	CM	11	31	31	7	24
Family Abuse - Prot Order	FP	5	9	9	4	5
Motion - Prot Order	MP	1	2	2	0	2
Remand Support	RS	4	4	4	4	-
Show Cause	SC	12	38	38	13	25
Civil Support	VS	14	35	35	17	18
<b>Adult Total</b>		<b>52</b>	<b>134</b>	<b>134</b>	<b>54</b>	<b>80</b>
<b><u>Juvenile</u></b>						
Abuse or Neglect	AN	0	15	15	10	5
Child in Need of Services	CS	9	14	14	2	12
Custody Visitation	CV	54	146	146	44	102
Felony	DF	1	2	2	1	1
Misdemeanor	DM	10	15	15	4	11
Entrustment	ET	3	5	5	1	4
Initial Foster Care	IF	7	7	7	7	-
Permanency	PH	8	11	11	6	5
Petition	PT	1	3	3	1	2
Child at Risk	RI	1	4	4	0	4
Status	ST	4	9	9	3	6
Traffic	T	3	4	4	2	2
Term Parental Rights	TP	6	8	8	2	6
Truancy	TR	0	2	2	1	1
<b>Juvenile Total</b>		<b>107</b>	<b>245</b>	<b>245</b>	<b>84</b>	<b>161</b>
<b>Dickenson Totals</b>		<b>159</b>	<b>379</b>	<b>379</b>	<b>138</b>	<b>241</b>





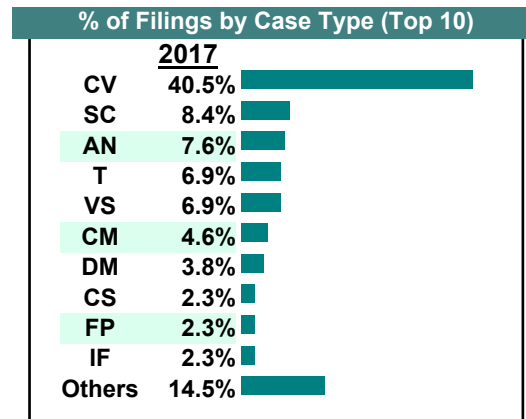
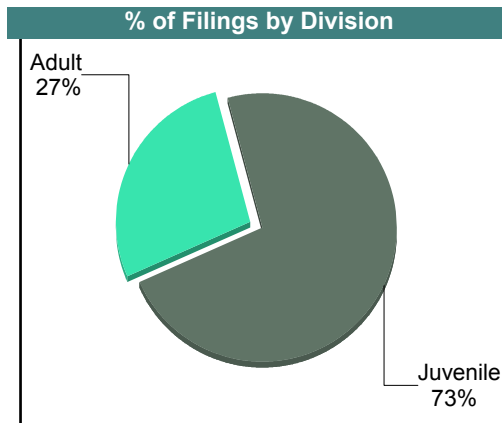

CASELOAD STATISTICS OF THE JUVENILE & DOMESTIC RELATIONS COURTS

February 2017

Dickenson

District: 29

		<u>Filings</u>	<u>Hearings</u>	<u>Transactions</u>	<u>Concluded</u>	<u>Cont</u>
<b>Adult</b>						
Non-Family Abuse Prot Order	AP	2	4	4	2	2
Capias	CA	1	1	1	0	1
Felony	CF	2	3	3	0	3
Misdemeanor	CM	6	21	21	12	9
Family Abuse - Prot Order	FP	3	5	5	2	3
Motion - Prot Order	MP	0	1	1	0	1
Remand Support	RS	2	2	2	2	-
Show Cause	SC	11	19	19	9	10
Civil Support	VS	9	12	12	3	9
<b>Adult Total</b>		<b>36</b>	<b>68</b>	<b>68</b>	<b>30</b>	<b>38</b>
<b>Juvenile</b>						
Abuse or Neglect	AN	10	29	29	1	28
Child in Need of Services	CS	3	4	4	1	3
Custody Visitation	CV	53	108	108	23	85
Felony	DF	0	2	2	0	2
Misdemeanor	DM	5	10	10	2	8
Entrustment	ET	1	1	1	1	-
Foster Care Review	FC	1	2	2	1	1
Initial Foster Care	IF	3	5	5	4	1
Motion - Prot Order	MP	3	4	4	3	1
Permanency	PH	1	1	1	1	-
Child at Risk	RI	1	6	6	1	5
Status	ST	1	3	3	0	3
Traffic	T	9	7	10	5	5
Term Parental Rights	TP	1	2	2	1	1
Truancy	TR	3	7	7	3	4
<b>Juvenile Total</b>		<b>95</b>	<b>191</b>	<b>194</b>	<b>47</b>	<b>147</b>
<b>Dickenson Totals</b>		<b>131</b>	<b>259</b>	<b>262</b>	<b>77</b>	<b>185</b>



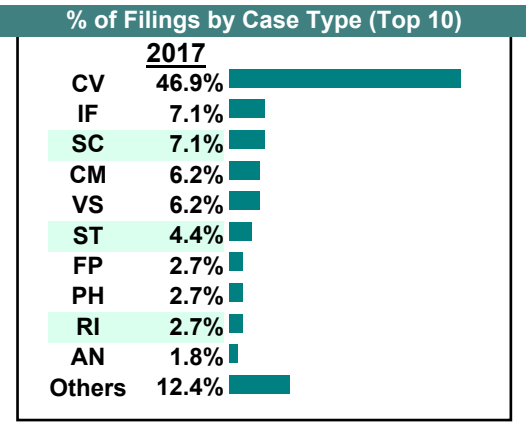
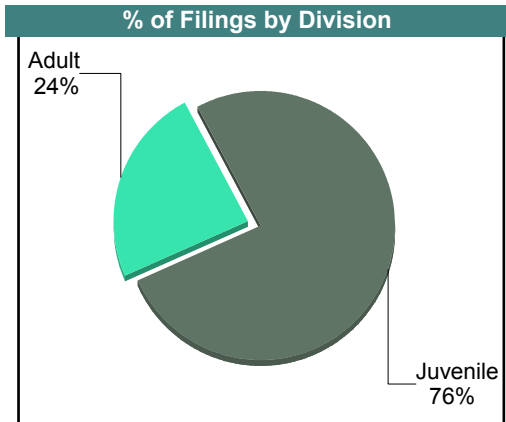

# CASELOAD STATISTICS OF THE JUVENILE & DOMESTIC RELATIONS COURTS

January 2017

Dickenson

District: 29

		Filings	Hearings	Transactions	Concluded	Cont
<b>Adult</b>						
Capias	CA	1	2	2	1	1
Felony	CF	1	4	4	3	1
Misdemeanor	CM	7	17	17	5	12
Family Abuse - Prot Order	FP	3	5	5	3	2
Motion - Prot Order	MP	1	1	1	0	1
Show Cause	SC	7	15	15	6	9
Civil Support	VS	7	12	12	6	6
<b>Adult Total</b>		<b>27</b>	<b>56</b>	<b>56</b>	<b>24</b>	<b>32</b>
<b>Juvenile</b>						
Abuse or Neglect	AN	2	15	15	9	6
Non-Family Abuse Prot Order	AP	0	1	1	1	-
Custody Visitation	CV	53	102	102	42	60
Felony	DF	2	7	7	0	7
Misdemeanor	DM	2	7	7	4	3
Foster Care Review	FC	1	1	1	1	-
Initial Foster Care	IF	8	8	8	7	1
Permanency	PH	3	5	5	3	2
Petition	PT	1	1	1	0	1
Child at Risk	RI	3	6	6	0	6
Show Cause	SC	1	3	3	2	1
Status	ST	5	12	12	3	9
Traffic	T	1	2	2	1	1
Term Parental Rights	TP	2	4	4	2	2
Truancy	TR	2	5	5	2	3
<b>Juvenile Total</b>		<b>86</b>	<b>179</b>	<b>179</b>	<b>77</b>	<b>102</b>
<b>Dickenson Totals</b>		<b>113</b>	<b>235</b>	<b>235</b>	<b>101</b>	<b>134</b>

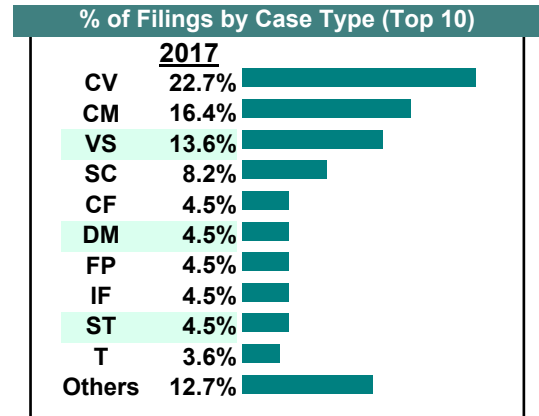
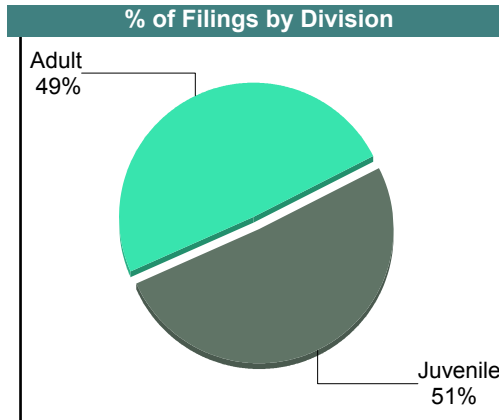



**CASELOAD STATISTICS OF THE JUVENILE & DOMESTIC RELATIONS COURTS**

December 2017

**Russell**  
District: 29

		<u>Filings</u>	<u>Hearings</u>	<u>Transactions</u>	<u>Concluded</u>	<u>Cont</u>
<b><u>Adult</u></b>						
Capias	CA	1	7	7	1	6
Felony	CF	5	16	16	1	15
Misdemeanor	CM	18	42	42	0	42
Family Abuse - Prot Order	FP	5	14	14	4	10
Motion - Prot Order	MP	0	1	1	0	1
Other	OT	1	1	1	1	-
Show Cause	SC	9	54	54	19	35
Civil Support	VS	15	29	29	19	10
<b>Adult Total</b>		<b>54</b>	<b>164</b>	<b>164</b>	<b>45</b>	<b>119</b>
<b><u>Juvenile</u></b>						
Abuse or Neglect	AN	1	6	6	4	2
Capias	CA	1	1	1	0	1
Child in Need of Services	CS	0	3	3	0	3
Custody Visitation	CV	25	113	113	38	75
Felony	DF	1	5	5	3	2
Misdemeanor	DM	5	17	17	4	13
Foster Care Review	FC	2	4	4	4	-
Initial Foster Care	IF	5	5	5	5	-
Motion - Prot Order	MP	0	5	5	0	5
Permanency	PH	3	3	3	2	1
Petition	PT	2	11	11	6	5
Status	ST	5	15	15	5	10
Traffic	T	4	7	8	6	2
Term Parental Rights	TP	2	7	7	3	4
Truancy	TR	0	2	2	1	1
<b>Juvenile Total</b>		<b>56</b>	<b>204</b>	<b>205</b>	<b>81</b>	<b>124</b>
<b>Russell Totals</b>		<b>110</b>	<b>368</b>	<b>369</b>	<b>126</b>	<b>243</b>



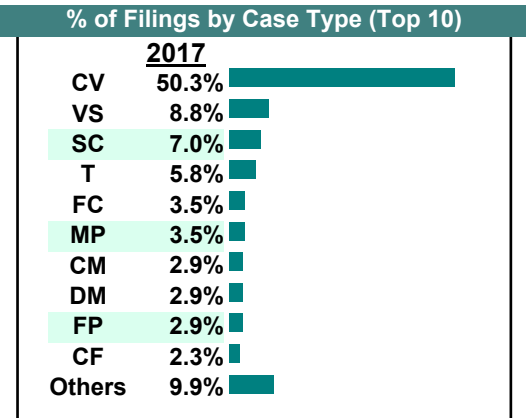
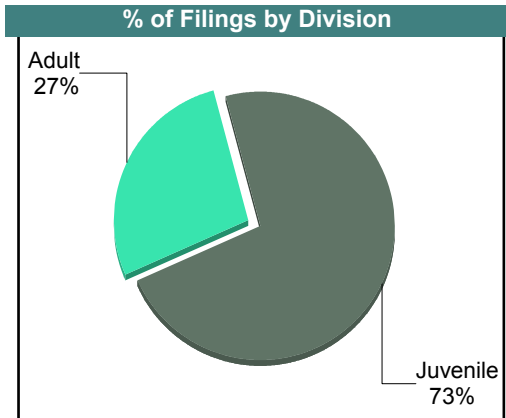
# CASELOAD STATISTICS OF THE JUVENILE & DOMESTIC RELATIONS COURTS

November 2017

**Russell**  
District: 29

		<u>Filings</u>	<u>Hearings</u>	<u>Transactions</u>	<u>Concluded</u>	<u>Cont</u>
<b><u>Adult</u></b>						
Capias	CA	2	8	8	1	7
Felony	CF	4	13	13	1	12
Misdemeanor	CM	5	41	41	11	30
Family Abuse - Prot Order	FP	5	14	14	4	10
Motion - Prot Order	MP	3	4	4	3	1
Violation of PO	PV	1	1	1	1	-
Show Cause	SC	12	69	69	22	47
Civil Support	VS	15	40	40	22	18
<b>Adult Total</b>		<b>47</b>	<b>190</b>	<b>190</b>	<b>65</b>	<b>125</b>
<b><u>Juvenile</u></b>						
Abuse or Neglect	AN	0	11	11	7	4
Capias	CA	0	2	2	2	-
Child in Need of Services	CS	3	11	11	4	7
Custody Visitation	CV	86	195	195	62	133
Felony	DF	0	3	3	0	3
Misdemeanor	DM	5	13	13	5	8
Foster Care Review	FC	6	6	6	4	2
Initial Foster Care	IF	3	3	3	3	-
Motion - Prot Order	MP	3	4	4	3	1
Permanency	PH	2	4	4	3	1
Petition	PT	3	7	7	1	6
Status	ST	3	7	7	1	6
Traffic	T	10	10	12	5	7
Term Parental Rights	TP	0	5	5	2	3
Truancy	TR	0	1	1	0	1
<b>Juvenile Total</b>		<b>124</b>	<b>282</b>	<b>284</b>	<b>102</b>	<b>182</b>
<b>Russell Totals</b>		<b>171</b>	<b>472</b>	<b>474</b>	<b>167</b>	<b>307</b>

Calendared Filings					
	M	T	W	R	F
Week 1					
Week 2					
Week 3					
Week 4					
Week 5					

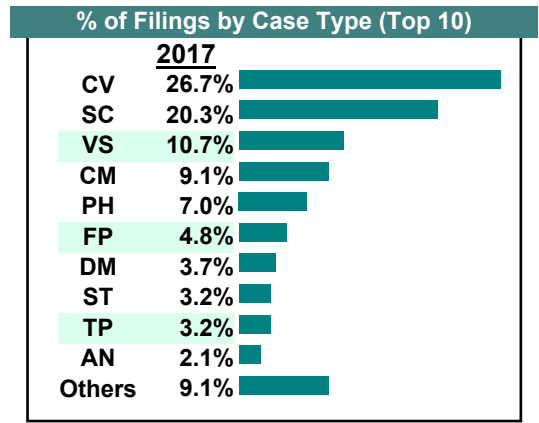
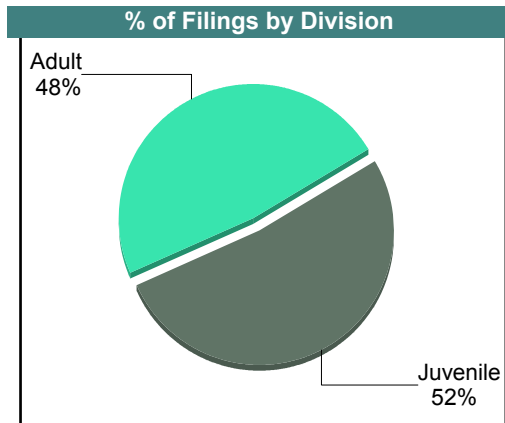
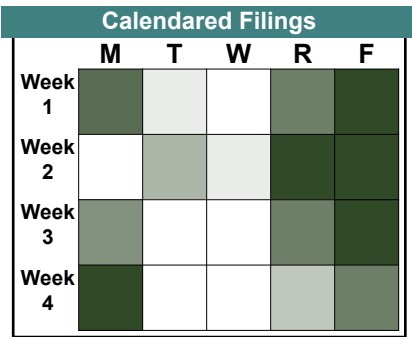


# CASELOAD STATISTICS OF THE JUVENILE & DOMESTIC RELATIONS COURTS

October 2017

**Russell**  
District: 29

		<u>Filings</u>	<u>Hearings</u>	<u>Transactions</u>	<u>Concluded</u>	<u>Cont</u>
<b><u>Adult</u></b>						
Capias	CA	2	12	12	1	11
Felony	CF	1	9	9	4	5
Misdemeanor	CM	17	67	67	20	47
Family Abuse - Prot Order	FP	9	12	12	4	8
Motion - Prot Order	MP	2	3	3	2	1
Violation of PO	PV	1	1	1	1	-
Show Cause	SC	38	74	74	10	64
Civil Support	VS	20	45	45	23	22
<b>Adult Total</b>		<b>90</b>	<b>223</b>	<b>223</b>	<b>65</b>	<b>158</b>
<b><u>Juvenile</u></b>						
Abuse or Neglect	AN	4	22	22	2	20
Non-Family Abuse Prot Order	AP	1	2	2	0	2
Capias	CA	2	2	2	0	2
Custody Relief	CR	0	1	1	1	-
Child in Need of Services	CS	0	4	4	0	4
Custody Visitation	CV	50	150	150	39	111
Felony	DF	0	6	6	2	4
Misdemeanor	DM	7	18	18	8	10
Foster Care Review	FC	2	2	2	2	-
Initial Foster Care	IF	1	1	1	1	-
Motion - Prot Order	MP	1	11	11	6	5
Permanency	PH	13	15	15	12	3
Petition	PT	2	6	6	2	4
Status	ST	6	9	9	8	1
Traffic	T	2	8	8	1	7
Term Parental Rights	TP	6	12	12	3	9
Truancy	TR	0	3	3	0	3
<b>Juvenile Total</b>		<b>97</b>	<b>272</b>	<b>272</b>	<b>87</b>	<b>185</b>
<b>Russell Totals</b>		<b>187</b>	<b>495</b>	<b>495</b>	<b>152</b>	<b>343</b>

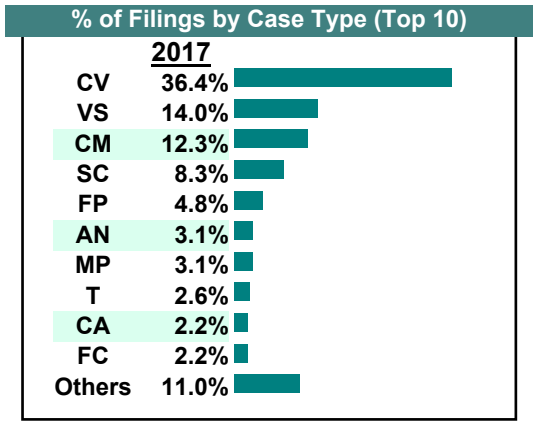
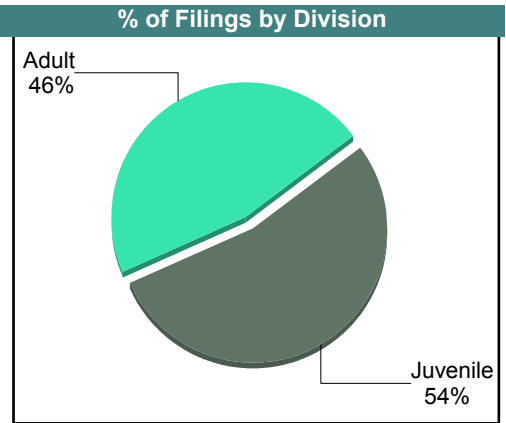
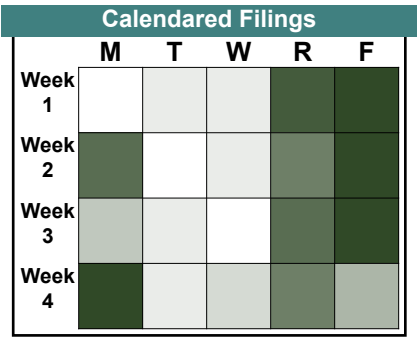


# CASELOAD STATISTICS OF THE JUVENILE & DOMESTIC RELATIONS COURTS

September 2017

**Russell**  
District: 29

		<u>Filings</u>	<u>Hearings</u>	<u>Transactions</u>	<u>Concluded</u>	<u>Cont</u>
<b><u>Adult</u></b>						
Non-Family Abuse Prot Order	AP	1	1	1	1	-
Capias	CA	5	13	13	6	7
Felony	CF	1	21	21	6	15
Misdemeanor	CM	28	68	68	21	47
Family Abuse - Prot Order	FP	11	19	19	13	6
Motion - Prot Order	MP	7	7	7	6	1
Remand Support	RS	2	2	2	2	-
Show Cause	SC	19	75	75	24	51
Civil Support	VS	32	55	55	23	32
<b>Adult Total</b>		<b>106</b>	<b>261</b>	<b>261</b>	<b>102</b>	<b>159</b>
<b><u>Juvenile</u></b>						
Abuse or Neglect	AN	7	18	18	5	13
Non-Family Abuse Prot Order	AP	0	2	2	0	2
Child in Need of Services	CS	1	6	6	1	5
Custody Visitation	CV	83	187	187	102	85
Felony	DF	0	18	18	8	10
Misdemeanor	DM	3	15	15	5	10
Foster Care Review	FC	5	5	5	5	-
Initial Foster Care	IF	1	1	1	1	-
Motion - Prot Order	MP	0	11	11	0	11
Permanency	PH	5	5	5	5	-
Petition	PT	5	7	7	1	6
Remand Custody	RC	3	3	3	3	-
Remand Visitation	RV	3	3	3	3	-
Status	ST	0	3	3	1	2
Traffic	T	6	9	13	8	5
<b>Juvenile Total</b>		<b>122</b>	<b>293</b>	<b>297</b>	<b>148</b>	<b>149</b>
<b>Russell Totals</b>		<b>228</b>	<b>554</b>	<b>558</b>	<b>250</b>	<b>308</b>

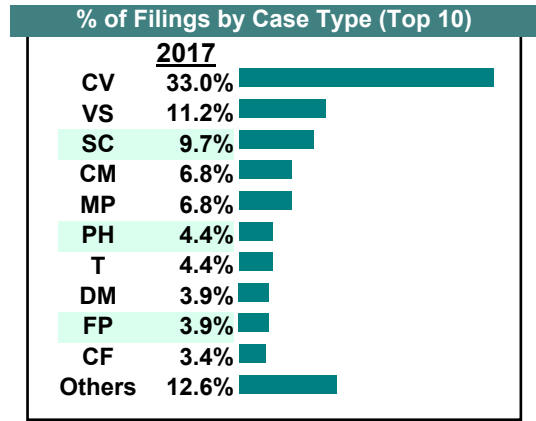
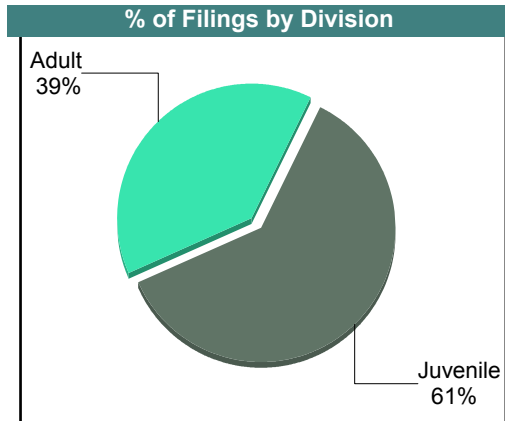
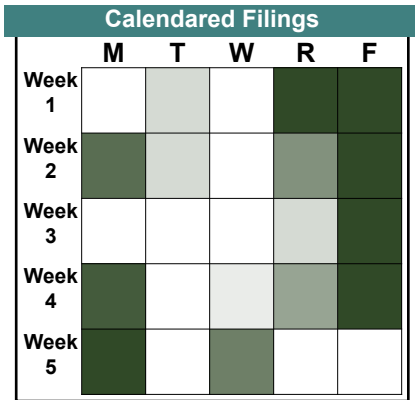


**CASELOAD STATISTICS OF THE JUVENILE & DOMESTIC RELATIONS COURTS**

**August 2017**

**Russell**  
District: 29

		<u>Filings</u>	<u>Hearings</u>	<u>Transactions</u>	<u>Concluded</u>	<u>Cont</u>
<b><u>Adult</u></b>						
Capias	CA	4	8	8	3	5
Felony	CF	7	32	32	9	23
Misdemeanor	CM	14	115	115	75	40
Family Abuse - Prot Order	FP	8	22	22	11	11
Motion - Prot Order	MP	1	1	1	1	-
Violation of PO	PV	2	2	2	2	-
Remand Support	RS	1	1	1	1	-
Show Cause	SC	20	73	73	26	47
Civil Support	VS	23	41	41	17	24
<b>Adult Total</b>		<b>80</b>	<b>295</b>	<b>295</b>	<b>145</b>	<b>150</b>
<b><u>Juvenile</u></b>						
Abuse or Neglect	AN	3	17	17	8	9
Custody Relief	CR	1	1	1	0	1
Child in Need of Services	CS	1	6	6	2	4
Custody Visitation	CV	68	160	160	36	124
Felony	DF	1	18	18	8	10
Misdemeanor	DM	8	21	21	4	17
Foster Care Review	FC	1	1	1	1	-
Initial Foster Care	IF	4	4	4	4	-
Motion - Prot Order	MP	13	21	21	4	17
Permanency	PH	9	10	10	9	1
Petition	PT	3	5	5	2	3
Remand Custody	RC	1	1	1	1	-
Remand Visitation	RV	1	1	1	1	-
Status	ST	0	2	2	2	-
Traffic	T	9	15	16	8	8
Term Parental Rights	TP	3	5	5	1	4
Truancy	TR	0	1	1	1	-
<b>Juvenile Total</b>		<b>126</b>	<b>289</b>	<b>290</b>	<b>92</b>	<b>198</b>
<b>Russell Totals</b>		<b>206</b>	<b>584</b>	<b>585</b>	<b>237</b>	<b>348</b>



**CASELOAD STATISTICS OF THE JUVENILE & DOMESTIC RELATIONS COURTS**

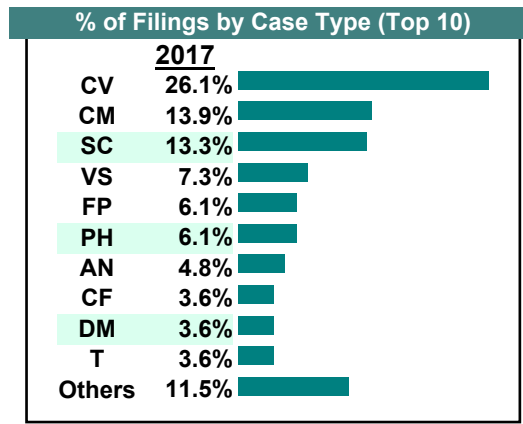
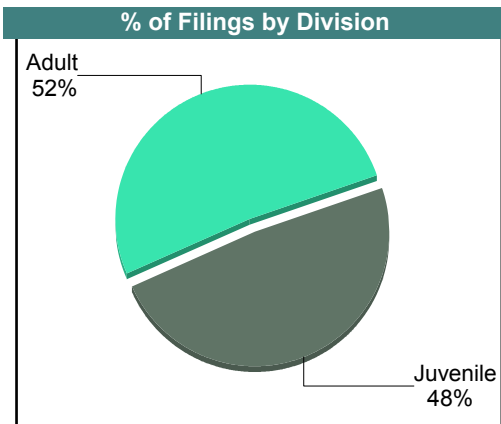
July 2017

**Russell**

District: 29

		<u>Filings</u>	<u>Hearings</u>	<u>Transactions</u>	<u>Concluded</u>	<u>Cont</u>
<b><u>Adult</u></b>						
Capias	CA	5	12	12	9	3
Felony	CF	6	14	14	3	11
Misdemeanor	CM	23	65	65	22	43
Family Abuse - Prot Order	FP	10	22	22	8	14
Motion - Prot Order	MP	4	7	7	5	2
Other	OT	1	1	1	1	-
Violation of PO	PV	2	2	2	2	-
Show Cause	SC	22	66	66	27	39
Civil Support	VS	12	25	25	11	14
<b>Adult Total</b>		<b>85</b>	<b>214</b>	<b>214</b>	<b>88</b>	<b>126</b>
<b><u>Juvenile</u></b>						
Abuse or Neglect	AN	8	21	21	7	14
Custody Relief	CR	1	1	1	1	-
Child in Need of Services	CS	0	2	2	0	2
Custody Visitation	CV	43	162	162	68	94
Felony	DF	0	17	17	2	15
Misdemeanor	DM	6	16	16	6	10
Initial Foster Care	IF	4	4	4	4	-
Motion - Prot Order	MP	1	1	1	1	-
Permanency	PH	10	10	10	10	-
Petition	PT	0	3	3	2	1
Status	ST	1	8	8	1	7
Traffic	T	6	11	12	7	5
Truancy	TR	0	1	1	1	-
<b>Juvenile Total</b>		<b>80</b>	<b>257</b>	<b>258</b>	<b>110</b>	<b>148</b>
<b>Russell Totals</b>		<b>165</b>	<b>471</b>	<b>472</b>	<b>198</b>	<b>274</b>

Calendared Filings					
	M	T	W	R	F
Week 1					
Week 2					
Week 3					
Week 4					
Week 5					



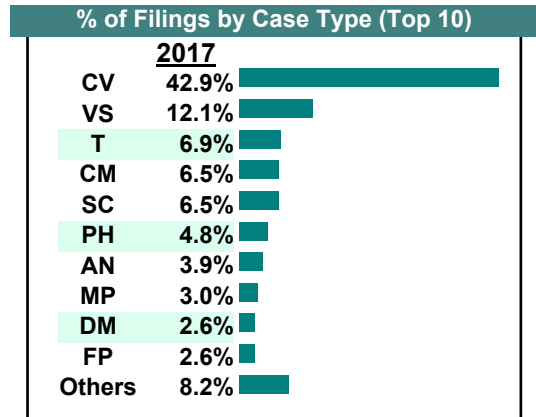
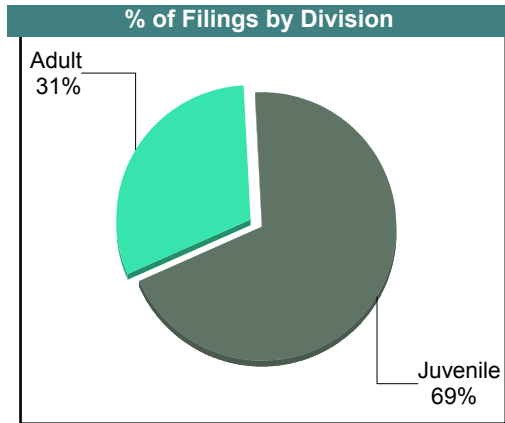
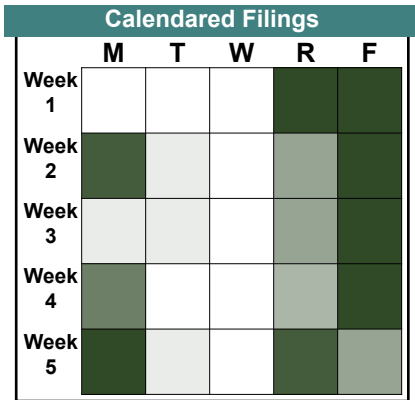


# CASELOAD STATISTICS OF THE JUVENILE & DOMESTIC RELATIONS COURTS

June 2017

**Russell**  
District: 29

		<u>Filings</u>	<u>Hearings</u>	<u>Transactions</u>	<u>Concluded</u>	<u>Cont</u>
<b><u>Adult</u></b>						
Capias	CA	2	15	15	9	6
Felony	CF	1	16	16	5	11
Misdemeanor	CM	15	63	63	14	49
Family Abuse - Prot Order	FP	6	18	18	7	11
Motion - Prot Order	MP	3	4	4	3	1
Violation of PO	PV	1	1	1	1	-
Show Cause	SC	15	76	76	26	50
Civil Support	VS	28	40	40	26	14
<b>Adult Total</b>		<b>71</b>	<b>233</b>	<b>233</b>	<b>91</b>	<b>142</b>
<b><u>Juvenile</u></b>						
Abuse or Neglect	AN	9	20	20	2	18
Non-Family Abuse Prot Order	AP	1	4	4	0	4
Child in Need of Services	CS	1	8	8	4	4
Custody Visitation	CV	99	145	145	48	97
Felony	DF	2	20	20	6	14
Misdemeanor	DM	6	58	58	32	26
Entrustment	ET	2	2	2	2	-
Initial Foster Care	IF	2	2	2	2	-
Motion - Prot Order	MP	4	14	14	7	7
Permanency	PH	11	11	11	11	-
Petition	PT	2	2	2	0	2
Remand Custody	RC	1	1	1	1	-
Remand Visitation	RV	1	1	1	1	-
Status	ST	1	4	4	2	2
Traffic	T	16	18	19	8	11
Term Parental Rights	TP	0	4	4	2	2
Truancy	TR	1	3	3	1	2
Voluntary Continuing Services Agreement	VA	1	1	1	1	-
<b>Juvenile Total</b>		<b>160</b>	<b>318</b>	<b>319</b>	<b>130</b>	<b>189</b>
<b>Russell Totals</b>		<b>231</b>	<b>551</b>	<b>552</b>	<b>221</b>	<b>331</b>

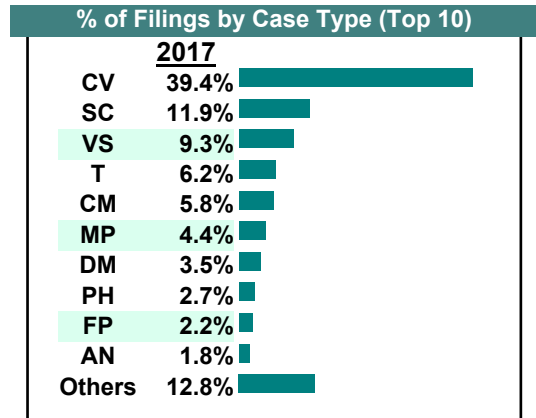
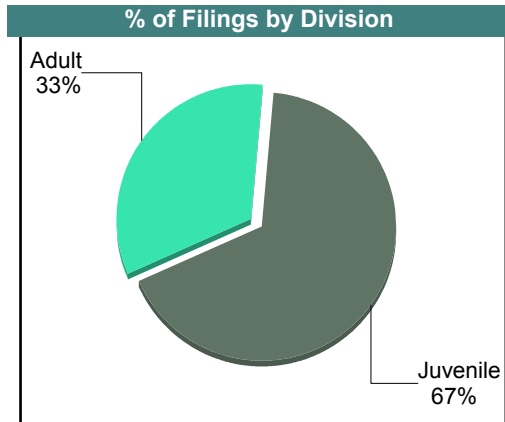
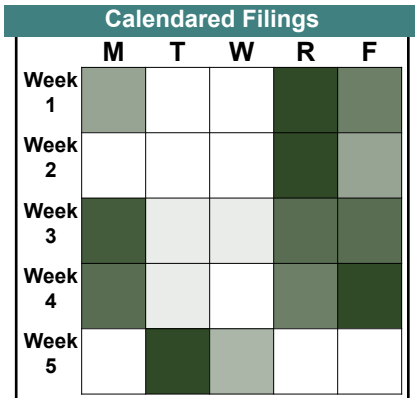


# CASELOAD STATISTICS OF THE JUVENILE & DOMESTIC RELATIONS COURTS

May 2017

**Russell**  
District: 29

		<u>Filings</u>	<u>Hearings</u>	<u>Transactions</u>	<u>Concluded</u>	<u>Cont</u>
<b>Adult</b>						
Capias	CA	4	23	23	10	13
Felony	CF	2	12	12	1	11
Misdemeanor	CM	13	49	49	14	35
Family Abuse - Prot Order	FP	5	14	14	10	4
Motion - Prot Order	MP	2	2	2	2	-
Remand Support	RS	1	1	1	1	-
Show Cause	SC	27	93	93	42	51
Civil Support	VS	21	39	39	23	16
<b>Adult Total</b>		<b>75</b>	<b>233</b>	<b>233</b>	<b>103</b>	<b>130</b>
<b>Juvenile</b>						
Abuse or Neglect	AN	4	8	8	4	4
Non-Family Abuse Prot Order	AP	2	2	2	1	1
Capias	CA	0	1	1	1	-
Child in Need of Services	CS	2	7	7	3	4
Custody Visitation	CV	89	175	175	93	82
Felony	DF	3	17	17	0	17
Misdemeanor	DM	8	25	25	5	20
Entrustment	ET	2	2	2	2	-
Foster Care Review	FC	3	3	3	3	-
Initial Foster Care	IF	0	3	3	3	-
Motion - Prot Order	MP	8	10	10	4	6
Permanency	PH	6	6	6	6	-
Petition	PT	3	5	5	2	3
Show Cause	SC	0	1	1	1	-
Status	ST	2	3	3	1	2
Traffic	T	14	13	17	10	7
Term Parental Rights	TP	4	4	4	2	2
Truancy	TR	0	5	5	2	3
Voluntary Continuing Services Agreement	VA	1	1	1	1	-
<b>Juvenile Total</b>		<b>151</b>	<b>291</b>	<b>295</b>	<b>144</b>	<b>151</b>
<b>Russell Totals</b>		<b>226</b>	<b>524</b>	<b>528</b>	<b>247</b>	<b>281</b>

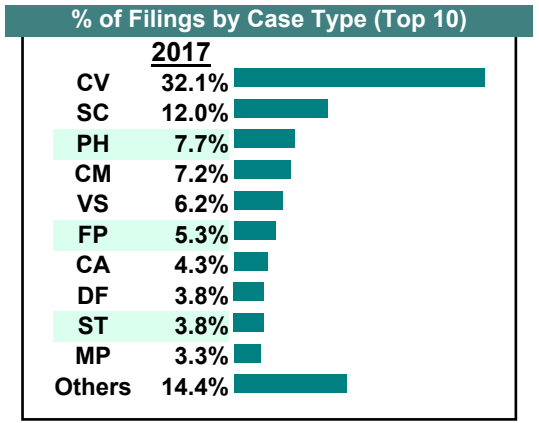
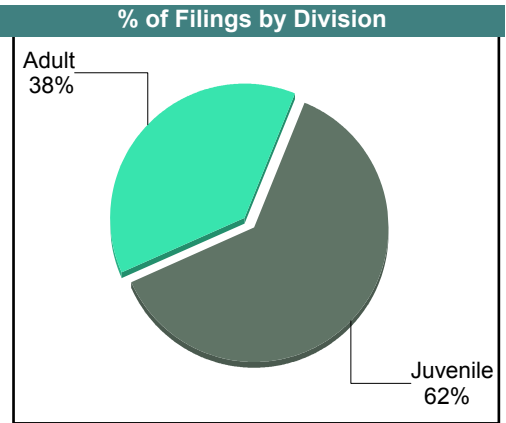
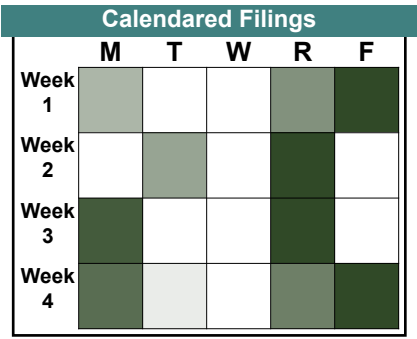


**CASELOAD STATISTICS OF THE JUVENILE & DOMESTIC RELATIONS COURTS**

April 2017

**Russell**  
District: 29

		<u>Filings</u>	<u>Hearings</u>	<u>Transactions</u>	<u>Concluded</u>	<u>Cont</u>
<b><u>Adult</u></b>						
Capias	CA	8	18	18	4	14
Felony	CF	4	23	23	13	10
Misdemeanor	CM	15	97	97	14	83
Family Abuse - Prot Order	FP	11	19	19	8	11
Motion - Prot Order	MP	4	5	5	4	1
Show Cause	SC	24	87	87	24	63
Civil Support	VS	13	33	33	22	11
<b>Adult Total</b>		<b>79</b>	<b>282</b>	<b>282</b>	<b>89</b>	<b>193</b>
<b><u>Juvenile</u></b>						
Abuse or Neglect	AN	0	10	10	4	6
Capias	CA	1	1	1	0	1
Child in Need of Services	CS	4	7	7	1	6
Custody Visitation	CV	67	144	144	65	79
Felony	DF	8	13	13	1	12
Misdemeanor	DM	5	16	16	5	11
Entrustment	ET	1	1	1	1	-
Foster Care Review	FC	2	2	2	2	-
Initial Foster Care	IF	4	4	4	1	3
Motion - Prot Order	MP	3	5	5	2	3
Permanency	PH	16	16	16	16	-
Petition	PT	0	1	1	0	1
Show Cause	SC	1	1	1	0	1
Status	ST	8	14	14	4	10
Traffic	T	7	14	14	9	5
Term Parental Rights	TP	0	3	3	2	1
Truancy	TR	3	5	5	1	4
<b>Juvenile Total</b>		<b>130</b>	<b>257</b>	<b>257</b>	<b>114</b>	<b>143</b>
<b>Russell Totals</b>		<b>209</b>	<b>539</b>	<b>539</b>	<b>203</b>	<b>336</b>

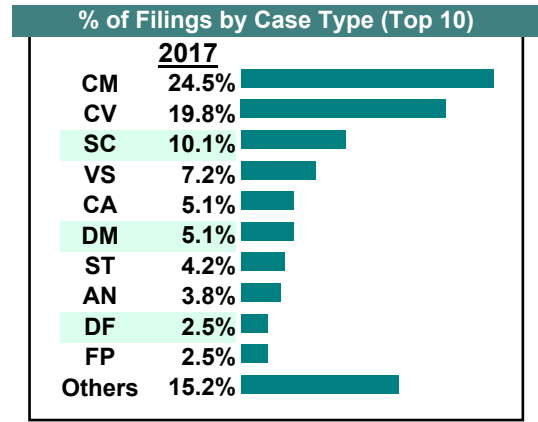
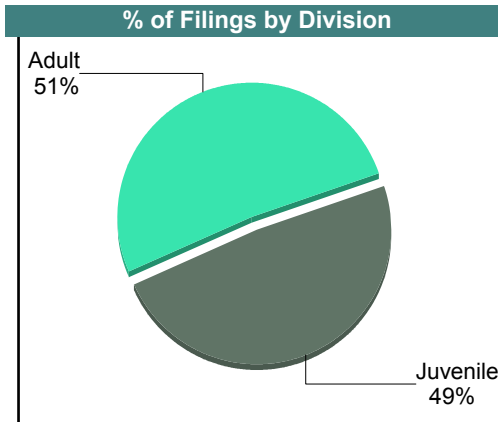



# CASELOAD STATISTICS OF THE JUVENILE & DOMESTIC RELATIONS COURTS

March 2017

**Russell**  
District: 29

		<u>Filings</u>	<u>Hearings</u>	<u>Transactions</u>	<u>Concluded</u>	<u>Cont</u>
<b><u>Adult</u></b>						
Capias	CA	12	20	20	7	13
Felony	CF	5	27	27	1	26
Misdemeanor	CM	58	137	137	9	128
Family Abuse - Prot Order	FP	6	16	16	5	11
Motion - Prot Order	MP	1	3	3	1	2
Show Cause	SC	23	91	91	37	54
Civil Support	VS	17	45	45	22	23
<b>Adult Total</b>		<b>122</b>	<b>339</b>	<b>339</b>	<b>82</b>	<b>257</b>
<b><u>Juvenile</u></b>						
Abuse or Neglect	AN	9	19	19	4	15
Child in Need of Services	CS	4	9	9	2	7
Custody Visitation	CV	47	137	137	77	60
Felony	DF	6	9	9	0	9
Misdemeanor	DM	12	34	34	4	30
Entrustment	ET	1	2	2	2	-
Foster Care Review	FC	4	8	8	8	-
Motion - Prot Order	MP	4	6	6	4	2
Permanency	PH	6	8	8	8	-
Petition	PT	2	2	2	0	2
Show Cause	SC	1	1	1	1	-
Status	ST	10	13	13	5	8
Traffic	T	3	3	4	2	2
Term Parental Rights	TP	2	8	8	4	4
Truancy	TR	4	5	5	2	3
<b>Juvenile Total</b>		<b>115</b>	<b>264</b>	<b>265</b>	<b>123</b>	<b>142</b>
<b>Russell Totals</b>		<b>237</b>	<b>603</b>	<b>604</b>	<b>205</b>	<b>399</b>



**CASELOAD STATISTICS OF THE JUVENILE & DOMESTIC RELATIONS COURTS**

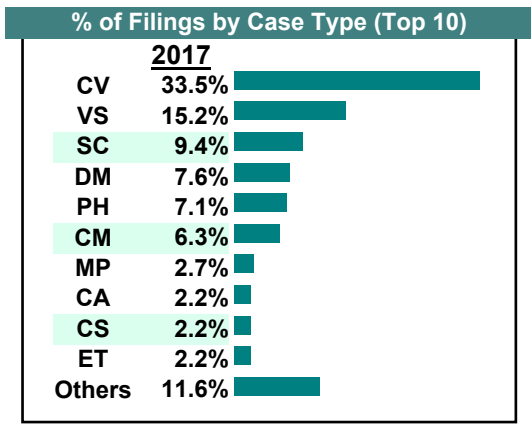
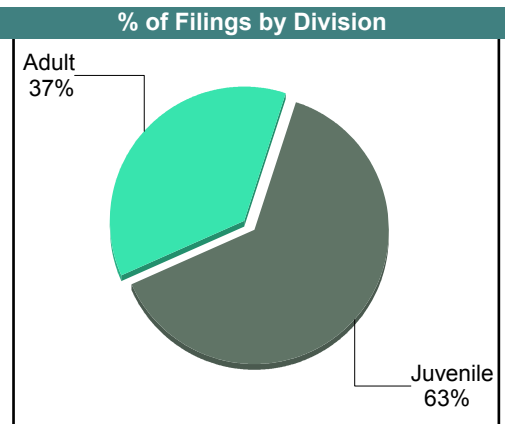
February 2017

**Russell**

District: 29

		<u>Filings</u>	<u>Hearings</u>	<u>Transactions</u>	<u>Concluded</u>	<u>Cont</u>
<b>Adult</b>						
Capias	CA	5	16	16	6	10
Felony	CF	2	31	31	11	20
Misdemeanor	CM	14	45	45	11	34
Family Abuse - Prot Order	FP	3	7	7	2	5
Motion - Prot Order	MP	3	4	4	3	1
Show Cause	SC	21	104	104	26	78
Civil Support	VS	34	55	55	25	30
<b>Adult Total</b>		<b>82</b>	<b>262</b>	<b>262</b>	<b>84</b>	<b>178</b>
<b>Juvenile</b>						
Abuse or Neglect	AN	3	6	6	1	5
Child in Need of Services	CS	5	14	14	6	8
Custody Visitation	CV	75	169	169	95	74
Felony	DF	0	14	14	3	11
Misdemeanor	DM	17	28	28	9	19
Entrustment	ET	5	7	7	7	-
Foster Care Review	FC	5	5	5	1	4
Motion - Prot Order	MP	3	4	4	4	-
Permanency	PH	16	20	20	18	2
Petition	PT	0	1	1	1	-
Status	ST	2	4	4	4	-
Traffic	T	5	9	10	6	4
Term Parental Rights	TP	4	6	6	0	6
Truancy	TR	1	1	1	0	1
Voluntary Continuing Services Agreement	VA	1	1	1	1	-
<b>Juvenile Total</b>		<b>142</b>	<b>289</b>	<b>290</b>	<b>156</b>	<b>134</b>
<b>Russell Totals</b>		<b>224</b>	<b>551</b>	<b>552</b>	<b>240</b>	<b>312</b>

Calendared Filings					
	M	T	W	R	F
Week 1					
Week 2					
Week 3					
Week 4					
Week 5					

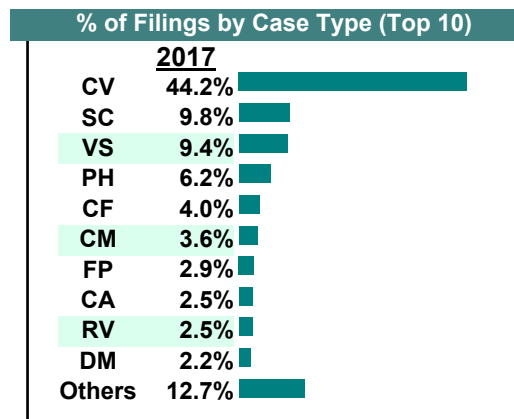
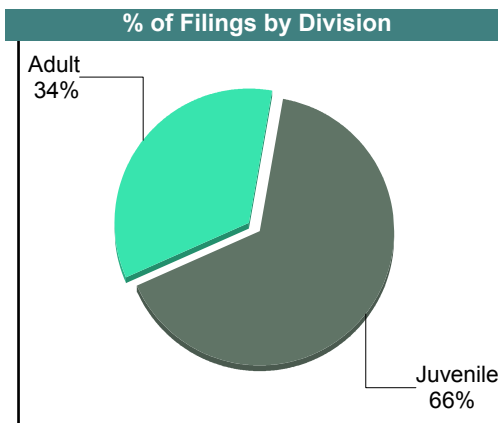



# CASELOAD STATISTICS OF THE JUVENILE & DOMESTIC RELATIONS COURTS

January 2017

**Russell**  
District: 29

		<u>Filings</u>	<u>Hearings</u>	<u>Transactions</u>	<u>Concluded</u>	<u>Cont</u>
<b><u>Adult</u></b>						
Capias	CA	7	28	28	8	20
Felony	CF	11	31	31	7	24
Misdemeanor	CM	10	40	40	9	31
Family Abuse - Prot Order	FP	7	10	10	3	7
Motion - Prot Order	MP	3	3	3	2	1
Violation of PO	PV	1	1	1	1	-
Remand Support	RS	3	3	3	3	-
Show Cause	SC	27	103	103	28	75
Civil Support	VS	26	40	40	16	24
<b>Adult Total</b>		<b>95</b>	<b>259</b>	<b>259</b>	<b>77</b>	<b>182</b>
<b><u>Juvenile</u></b>						
Abuse or Neglect	AN	0	8	8	7	1
Child in Need of Services	CS	0	2	2	2	-
Custody Visitation	CV	122	192	192	97	95
Felony	DF	0	11	11	4	7
Misdemeanor	DM	6	12	12	7	5
Entrustment	ET	1	3	3	0	3
Foster Care Review	FC	4	4	4	4	-
Family Abuse - Prot Order	FP	1	2	2	1	1
Initial Foster Care	IF	3	3	3	3	-
Motion - Prot Order	MP	3	7	7	4	3
Permanency	PH	17	17	17	13	4
Petition	PT	0	1	1	1	-
Remand Custody	RC	5	5	5	5	-
Remand Visitation	RV	7	7	7	7	-
Status	ST	4	5	5	4	1
Traffic	T	6	12	12	7	5
Term Parental Rights	TP	2	2	2	2	-
<b>Juvenile Total</b>		<b>181</b>	<b>293</b>	<b>293</b>	<b>168</b>	<b>125</b>
<b>Russell Totals</b>		<b>276</b>	<b>552</b>	<b>552</b>	<b>245</b>	<b>307</b>



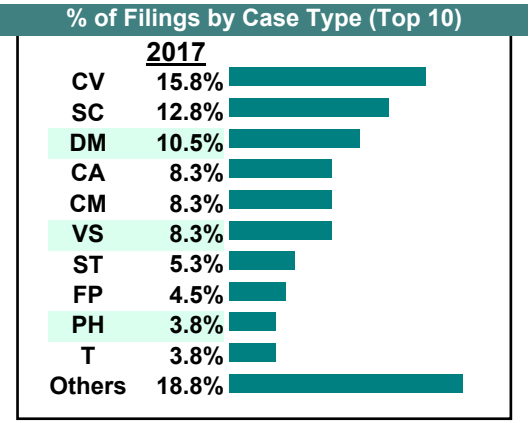
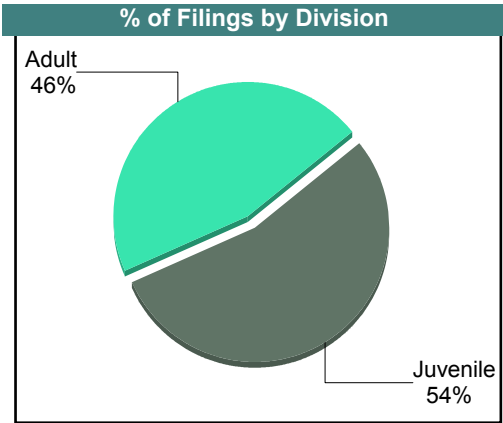

**CASELOAD STATISTICS OF THE JUVENILE & DOMESTIC RELATIONS COURTS**

December 2017

**Tazewell**

District: 29

		Filings	Hearings	Transactions	Concluded	Cont
<b>Adult</b>						
Capias	CA	11	34	34	12	22
Felony	CF	3	26	28	11	17
Misdemeanor	CM	11	73	73	32	41
Family Abuse - Prot Order	FP	6	10	10	5	5
Motion - Prot Order	MP	1	1	1	1	-
Other	OT	0	1	1	0	1
Remand Support	RS	1	1	1	1	-
Show Cause	SC	15	94	94	33	61
SL/Other	SL	2	2	2	2	-
Civil Support	VS	11	32	32	17	15
<b>Adult Total</b>		<b>61</b>	<b>274</b>	<b>276</b>	<b>114</b>	<b>162</b>
<b>Juvenile</b>						
Abuse or Neglect	AN	3	15	15	1	14
Non-Family Abuse Prot Order	AP	0	1	1	1	-
Custody Relief	CR	1	1	1	0	1
Child in Need of Services	CS	3	6	6	2	4
Custody Visitation	CV	21	83	83	37	46
Felony	DF	1	13	13	2	11
Misdemeanor	DM	14	48	48	11	37
Entrustment	ET	1	1	1	1	-
Foster Care Review	FC	3	3	3	3	-
Initial Foster Care	IF	2	3	3	3	-
Permanency	PH	5	9	9	8	1
Petition	PT	0	2	2	1	1
Remand Custody	RC	3	3	3	3	-
Child at Risk	RI	0	2	2	0	2
Show Cause	SC	2	3	3	2	1
Status	ST	7	11	11	5	6
Traffic	T	5	10	10	9	1
Term Parental Rights	TP	0	6	6	6	-
Truancy	TR	1	5	5	1	4
<b>Juvenile Total</b>		<b>72</b>	<b>225</b>	<b>225</b>	<b>96</b>	<b>129</b>
<b>Tazewell Totals</b>		<b>133</b>	<b>499</b>	<b>501</b>	<b>210</b>	<b>291</b>



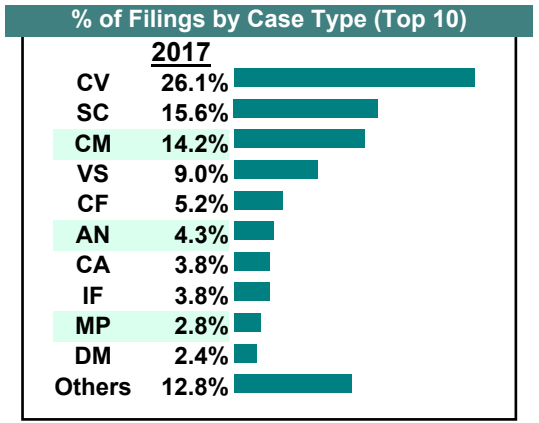
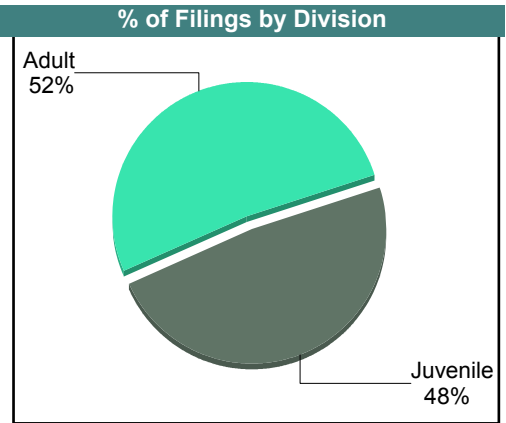

# CASELOAD STATISTICS OF THE JUVENILE & DOMESTIC RELATIONS COURTS

November 2017

Tazewell

District: 29

		<u>Filings</u>	<u>Hearings</u>	<u>Transactions</u>	<u>Concluded</u>	<u>Cont</u>
<b>Adult</b>						
Non-Family Abuse Prot Order	AP	1	2	2	1	1
Capias	CA	8	29	29	8	21
Felony	CF	11	34	37	10	27
Misdemeanor	CM	30	88	88	26	62
Family Abuse - Prot Order	FP	4	12	12	7	5
Motion - Prot Order	MP	4	5	5	4	1
Show Cause	SC	32	108	108	33	75
Civil Support	VS	19	46	46	16	30
<b>Adult Total</b>		<b>109</b>	<b>324</b>	<b>327</b>	<b>105</b>	<b>222</b>
<b>Juvenile</b>						
Abuse or Neglect	AN	9	30	30	9	21
Non-Family Abuse Prot Order	AP	0	3	3	1	2
Child in Need of Services	CS	1	3	3	0	3
Custody Visitation	CV	55	140	140	57	83
Felony	DF	1	13	13	0	13
Misdemeanor	DM	5	23	23	6	17
Foster Care Review	FC	5	8	8	5	3
Initial Foster Care	IF	8	8	8	7	1
Motion - Prot Order	MP	2	3	3	3	-
Petition	PT	3	3	3	0	3
Remand Custody	RC	3	3	3	3	-
Child at Risk	RI	0	3	3	3	-
Show Cause	SC	1	3	3	2	1
Status	ST	4	5	5	1	4
Traffic	T	5	9	9	6	3
Truancy	TR	0	6	6	1	5
<b>Juvenile Total</b>		<b>102</b>	<b>263</b>	<b>263</b>	<b>104</b>	<b>159</b>
<b>Tazewell Totals</b>		<b>211</b>	<b>587</b>	<b>590</b>	<b>209</b>	<b>381</b>





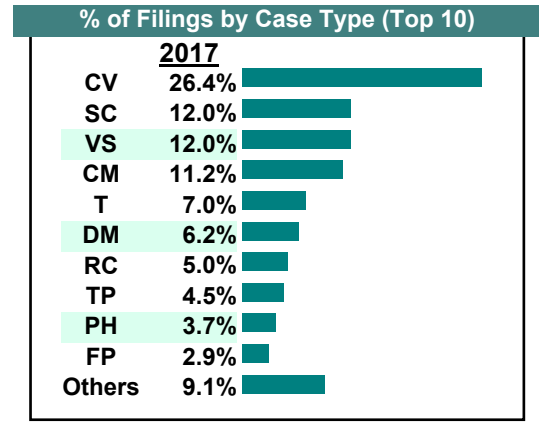
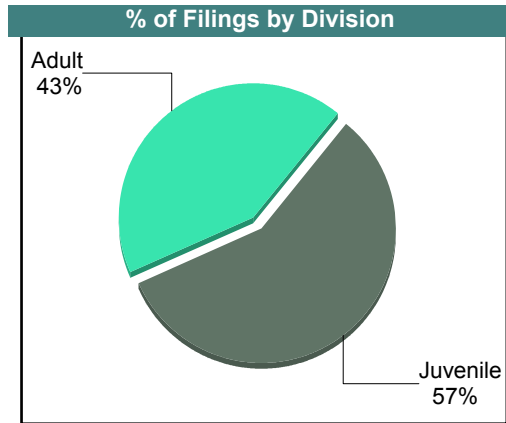
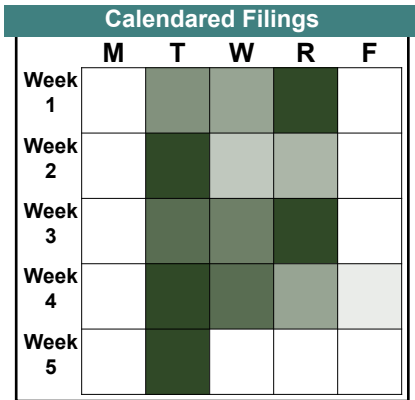
# CASELOAD STATISTICS OF THE JUVENILE & DOMESTIC RELATIONS COURTS

October 2017

**Tazewell**

District: 29

		<u>Filings</u>	<u>Hearings</u>	<u>Transactions</u>	<u>Concluded</u>	<u>Cont</u>
<b>Adult</b>						
Capias	CA	5	20	20	7	13
Felony	CF	3	29	33	7	26
Misdemeanor	CM	27	98	98	35	63
Family Abuse - Prot Order	FP	7	10	10	4	6
Motion - Prot Order	MP	0	3	3	3	-
Remand Support	RS	4	4	4	4	-
Show Cause	SC	28	114	114	41	73
Civil Support	VS	29	63	63	22	41
<b>Adult Total</b>		<b>103</b>	<b>341</b>	<b>345</b>	<b>123</b>	<b>222</b>
<b>Juvenile</b>						
Abuse or Neglect	AN	1	23	23	11	12
Non-Family Abuse Prot Order	AP	2	3	3	0	3
Child in Need of Services	CS	1	7	7	3	4
Custody Visitation	CV	64	179	179	75	104
Felony	DF	2	15	15	0	15
Misdemeanor	DM	15	34	34	9	25
Initial Foster Care	IF	3	3	3	3	-
Motion - Prot Order	MP	0	2	2	2	-
Protective Order	PC	0	1	1	1	-
Permanency	PH	9	9	9	6	3
Petition	PT	0	2	2	1	1
Remand Custody	RC	12	12	12	12	-
Child at Risk	RI	0	6	6	1	5
Show Cause	SC	1	4	4	2	2
Status	ST	1	4	4	1	3
Traffic	T	17	27	27	22	5
Term Parental Rights	TP	11	11	11	1	10
Truancy	TR	0	15	15	6	9
<b>Juvenile Total</b>		<b>139</b>	<b>357</b>	<b>357</b>	<b>156</b>	<b>201</b>
<b>Tazewell Totals</b>		<b>242</b>	<b>698</b>	<b>702</b>	<b>279</b>	<b>423</b>



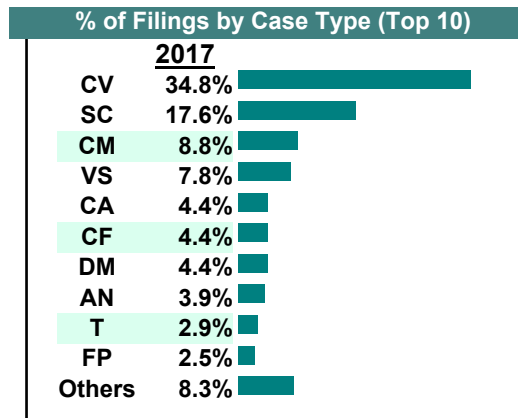
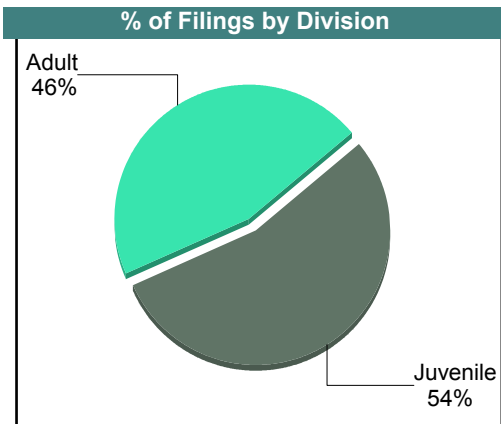

**CASELOAD STATISTICS OF THE JUVENILE & DOMESTIC RELATIONS COURTS**

September 2017

**Tazewell**

District: 29

		<u>Filings</u>	<u>Hearings</u>	<u>Transactions</u>	<u>Concluded</u>	<u>Cont</u>
<b><u>Adult</u></b>						
Capias	CA	9	36	36	12	24
Felony	CF	9	49	54	13	41
Misdemeanor	CM	18	128	128	40	88
Family Abuse - Prot Order	FP	5	17	17	9	8
Motion - Prot Order	MP	4	7	7	4	3
Other	OT	0	1	1	0	1
Remand Support	RS	2	2	2	2	-
Show Cause	SC	30	127	127	41	86
SL/Other	SL	0	1	1	1	-
Civil Support	VS	16	54	54	29	25
<b>Adult Total</b>		<b>93</b>	<b>422</b>	<b>427</b>	<b>151</b>	<b>276</b>
<b><u>Juvenile</u></b>						
Abuse or Neglect	AN	8	27	27	6	21
Non-Family Abuse Prot Order	AP	1	2	2	0	2
Custody Relief	CR	0	1	1	1	-
Child in Need of Services	CS	0	7	7	1	6
Custody Visitation	CV	71	174	174	78	96
Felony	DF	0	10	10	1	9
Misdemeanor	DM	9	79	79	51	28
Initial Foster Care	IF	2	2	2	2	-
Motion - Prot Order	MP	1	3	3	3	-
Permanency	PH	1	1	1	1	-
Petition	PT	1	1	1	1	-
Remand Custody	RC	1	1	1	1	-
Child at Risk	RI	3	4	4	1	3
Show Cause	SC	6	9	9	5	4
Status	ST	1	9	9	5	4
Traffic	T	6	14	14	7	7
Truancy	TR	0	20	20	5	15
<b>Juvenile Total</b>		<b>111</b>	<b>364</b>	<b>364</b>	<b>169</b>	<b>195</b>
<b>Tazewell Totals</b>		<b>204</b>	<b>786</b>	<b>791</b>	<b>320</b>	<b>471</b>




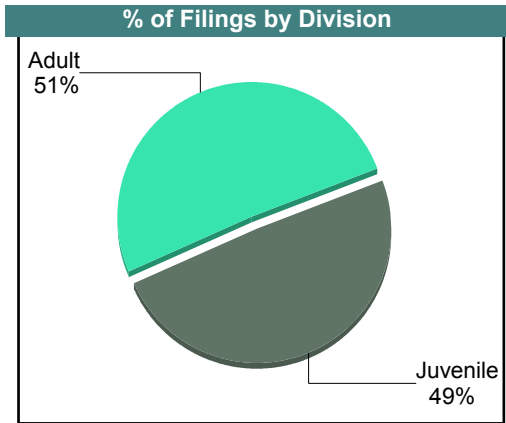
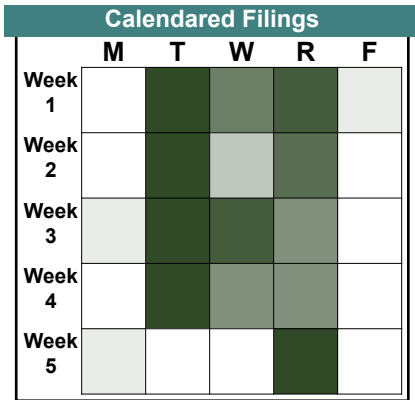
CASELOAD STATISTICS OF THE JUVENILE & DOMESTIC RELATIONS COURTS

Tazewell

District: 29

August 2017

		Filings	Hearings	Transactions	Concluded	Cont
<b>Adult</b>						
Non-Family Abuse Prot Order	AP	1	1	1	1	-
Capias	CA	7	36	36	14	22
Felony	CF	12	40	43	9	34
Misdemeanor	CM	33	141	141	47	94
Family Abuse - Prot Order	FP	8	24	24	11	13
Motion - Prot Order	MP	1	2	2	1	1
Remand Support	RS	8	8	8	8	-
Show Cause	SC	46	145	145	49	96
Civil Support	VS	41	64	64	33	31
<b>Adult Total</b>		<b>157</b>	<b>461</b>	<b>464</b>	<b>173</b>	<b>291</b>
<b>Juvenile</b>						
Abuse or Neglect	AN	8	25	25	4	21
Non-Family Abuse Prot Order	AP	0	1	1	0	1
Custody Relief	CR	1	3	3	2	1
Child in Need of Services	CS	1	4	4	0	4
Custody Visitation	CV	82	226	226	94	132
Felony	DF	1	16	16	1	15
Misdemeanor	DM	15	55	55	19	36
Emancipation	EP	1	1	1	1	-
Entrustment	ET	0	5	5	5	-
Foster Care Review	FC	9	9	9	9	-
Motion - Prot Order	MP	1	4	4	1	3
Protective Order	PC	0	1	1	0	1
Permanency	PH	4	4	4	4	-
Petition	PT	2	2	2	1	1
Remand Custody	RC	16	16	16	16	-
Child at Risk	RI	1	6	6	3	3
Show Cause	SC	2	3	3	2	1
Status	ST	1	2	2	2	-
Traffic	T	7	18	19	11	8
Term Parental Rights	TP	0	9	9	9	-
Truancy	TR	0	1	1	0	1
<b>Juvenile Total</b>		<b>152</b>	<b>411</b>	<b>412</b>	<b>184</b>	<b>228</b>
<b>Tazewell Totals</b>		<b>309</b>	<b>872</b>	<b>876</b>	<b>357</b>	<b>519</b>



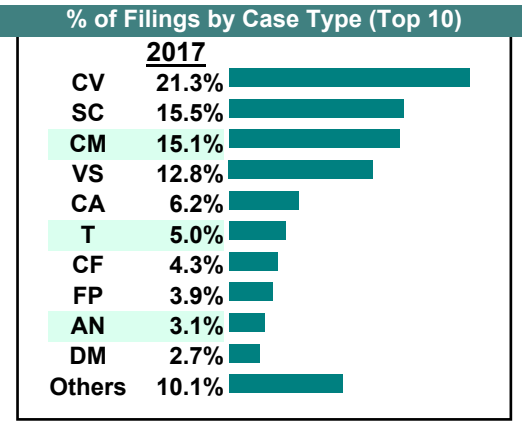
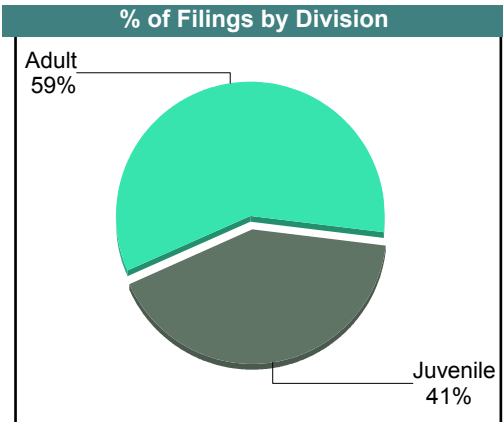

# CASELOAD STATISTICS OF THE JUVENILE & DOMESTIC RELATIONS COURTS

July 2017

**Tazewell**

District: 29

		<u>Filings</u>	<u>Hearings</u>	<u>Transactions</u>	<u>Concluded</u>	<u>Cont</u>
<b><u>Adult</u></b>						
Capias	CA	16	35	35	11	24
Felony	CF	11	35	36	5	31
Misdemeanor	CM	39	127	127	27	100
Family Abuse - Prot Order	FP	10	18	18	5	13
Motion - Prot Order	MP	1	2	2	1	1
Other	OT	0	1	1	0	1
Show Cause	SC	40	117	117	31	86
SL/Other	SL	1	1	1	1	-
Civil Support	VS	33	59	59	27	32
<b>Adult Total</b>		<b>151</b>	<b>395</b>	<b>396</b>	<b>108</b>	<b>288</b>
<b><u>Juvenile</u></b>						
Abuse or Neglect	AN	8	17	17	6	11
Non-Family Abuse Prot Order	AP	1	1	1	0	1
Custody Visitation	CV	55	148	148	51	97
Felony	DF	0	7	7	1	6
Misdemeanor	DM	7	75	75	12	63
Foster Care Review	FC	4	4	4	4	-
Initial Foster Care	IF	4	4	4	4	-
Motion - Prot Order	MP	4	9	9	5	4
Protective Order	PC	1	2	2	0	2
Permanency	PH	3	3	3	3	-
Petition	PT	1	3	3	2	1
Remand Custody	RC	4	4	4	4	-
Child at Risk	RI	1	1	1	0	1
Show Cause	SC	0	2	2	0	2
Status	ST	0	2	2	1	1
Traffic	T	13	18	18	12	6
Term Parental Rights	TP	1	1	1	1	-
Truancy	TR	0	3	3	0	3
<b>Juvenile Total</b>		<b>107</b>	<b>304</b>	<b>304</b>	<b>106</b>	<b>198</b>
<b>Tazewell Totals</b>		<b>258</b>	<b>699</b>	<b>700</b>	<b>214</b>	<b>486</b>



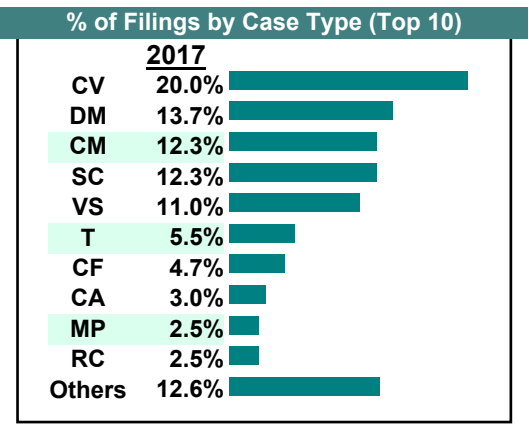
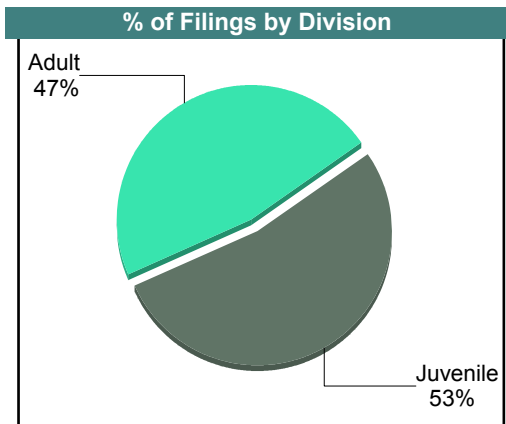

**CASELOAD STATISTICS OF THE JUVENILE & DOMESTIC RELATIONS COURTS**

June 2017

**Tazewell**

District: 29

		<u>Filings</u>	<u>Hearings</u>	<u>Transactions</u>	<u>Concluded</u>	<u>Cont</u>
<b><u>Adult</u></b>						
Capias	CA	11	36	36	9	27
Felony	CF	17	44	46	12	34
Misdemeanor	CM	45	134	134	38	96
Family Abuse - Prot Order	FP	6	15	15	6	9
Motion - Prot Order	MP	4	6	6	2	4
Other	OT	0	1	1	1	-
Remand Support	RS	4	4	4	4	-
Show Cause	SC	41	135	135	36	99
SL/Other	SL	3	3	3	3	-
Civil Support	VS	40	70	70	40	30
<b>Adult Total</b>		<b>171</b>	<b>448</b>	<b>450</b>	<b>151</b>	<b>299</b>
<b><u>Juvenile</u></b>						
Abuse or Neglect	AN	2	20	20	4	16
Custody Relief	CR	2	4	4	2	2
Child in Need of Services	CS	0	5	5	0	5
Custody Visitation	CV	73	206	206	82	124
Felony	DF	4	25	25	9	16
Misdemeanor	DM	50	81	81	14	67
Entrustment	ET	3	7	7	2	5
Motion - Prot Order	MP	5	5	5	0	5
Protective Order	PC	0	1	1	1	-
Permanency	PH	3	3	3	3	-
Petition	PT	2	2	2	0	2
Remand Custody	RC	9	9	9	9	-
Child at Risk	RI	3	3	3	0	3
Show Cause	SC	4	8	8	6	2
Status	ST	8	10	12	9	3
Traffic	T	20	28	29	22	7
Term Parental Rights	TP	2	15	15	6	9
Truancy	TR	4	31	31	14	17
<b>Juvenile Total</b>		<b>194</b>	<b>463</b>	<b>466</b>	<b>183</b>	<b>283</b>
<b>Tazewell Totals</b>		<b>365</b>	<b>911</b>	<b>916</b>	<b>334</b>	<b>582</b>



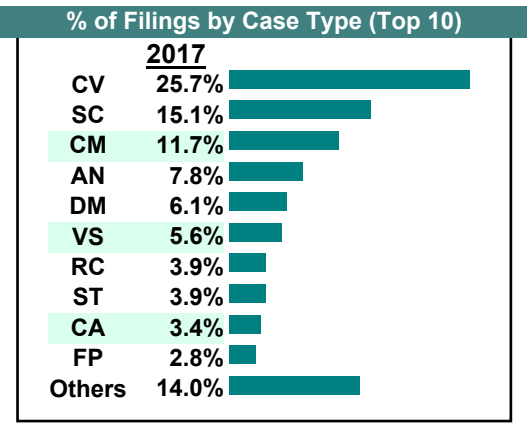
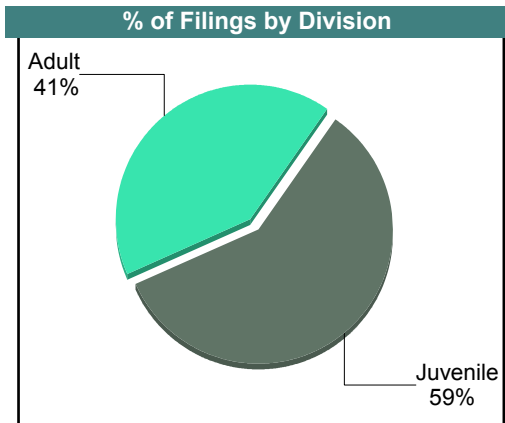

**CASELOAD STATISTICS OF THE JUVENILE & DOMESTIC RELATIONS COURTS**

May 2017

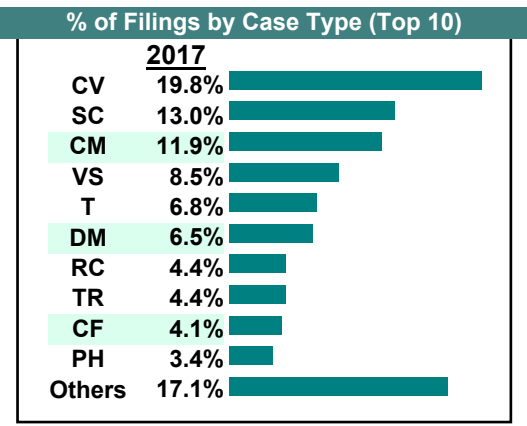
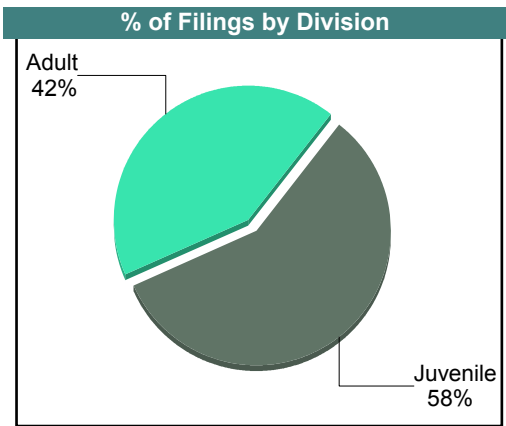
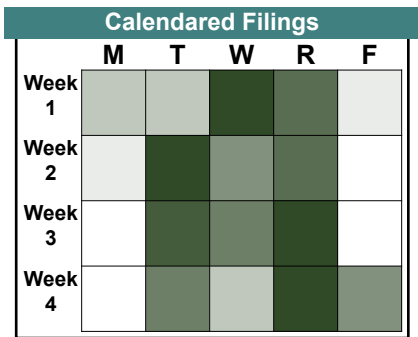
**Tazewell**

District: 29

		<u>Filings</u>	<u>Hearings</u>	<u>Transactions</u>	<u>Concluded</u>	<u>Cont</u>
<b><u>Adult</u></b>						
Capias	CA	6	11	11	3	8
Felony	CF	3	26	30	11	19
Misdemeanor	CM	21	93	93	26	67
Family Abuse - Prot Order	FP	5	14	14	8	6
Other	OT	0	1	1	0	1
Remand Support	RS	3	3	3	3	-
Show Cause	SC	26	84	84	24	60
Civil Support	VS	10	33	33	14	19
<b>Adult Total</b>		<b>74</b>	<b>265</b>	<b>269</b>	<b>89</b>	<b>180</b>
<b><u>Juvenile</u></b>						
Abuse or Neglect	AN	14	22	22	8	14
Custody Relief	CR	2	2	2	0	2
Child in Need of Services	CS	2	4	4	0	4
Custody Visitation	CV	46	137	137	34	103
Felony	DF	3	12	12	0	12
Misdemeanor	DM	11	30	30	5	25
Entrustment	ET	1	2	2	1	1
Initial Foster Care	IF	4	4	4	4	-
Motion - Prot Order	MP	0	2	2	1	1
Permanency	PH	1	1	1	1	-
Remand Custody	RC	7	7	7	7	-
Child at Risk	RI	0	2	2	0	2
Show Cause	SC	1	4	4	0	4
Status	ST	7	10	10	2	8
Traffic	T	4	10	10	3	7
Term Parental Rights	TP	2	2	2	0	2
Truancy	TR	0	19	19	5	14
<b>Juvenile Total</b>		<b>105</b>	<b>270</b>	<b>270</b>	<b>71</b>	<b>199</b>
<b>Tazewell Totals</b>		<b>179</b>	<b>535</b>	<b>539</b>	<b>160</b>	<b>379</b>



		Filings	Hearings	Transactions	Concluded	Cont
<b>Adult</b>						
Capias	CA	4	21	21	10	11
Felony	CF	12	41	41	0	41
Misdemeanor	CM	35	131	131	34	97
Family Abuse - Prot Order	FP	8	22	22	13	9
Motion - Prot Order	MP	2	2	2	2	-
Other	OT	0	1	1	0	1
Remand Support	RS	3	3	3	3	-
Show Cause	SC	34	119	119	44	75
SL/Other	SL	1	1	1	0	1
Civil Support	VS	25	47	47	25	22
<b>Adult Total</b>		<b>124</b>	<b>388</b>	<b>388</b>	<b>131</b>	<b>257</b>
<b>Juvenile</b>						
Abuse or Neglect	AN	2	15	15	7	8
Child in Need of Services	CS	1	7	7	5	2
Custody Visitation	CV	58	144	144	53	91
Felony	DF	3	29	29	6	23
Misdemeanor	DM	19	47	47	14	33
Entrustment	ET	1	1	1	0	1
Foster Care Review	FC	2	2	2	2	-
Initial Foster Care	IF	7	7	7	7	-
Motion - Prot Order	MP	2	2	2	2	-
Protective Order	PC	1	2	2	0	2
Permanency	PH	10	10	10	10	-
Petition	PT	3	4	4	4	-
Remand Custody	RC	13	13	13	13	-
Child at Risk	RI	0	2	2	0	2
Show Cause	SC	4	10	10	8	2
Status	ST	10	16	16	10	6
Traffic	T	20	26	27	11	16
Truancy	TR	13	38	38	8	30
<b>Juvenile Total</b>		<b>169</b>	<b>375</b>	<b>376</b>	<b>160</b>	<b>216</b>
<b>Tazewell Totals</b>		<b>293</b>	<b>763</b>	<b>764</b>	<b>291</b>	<b>473</b>



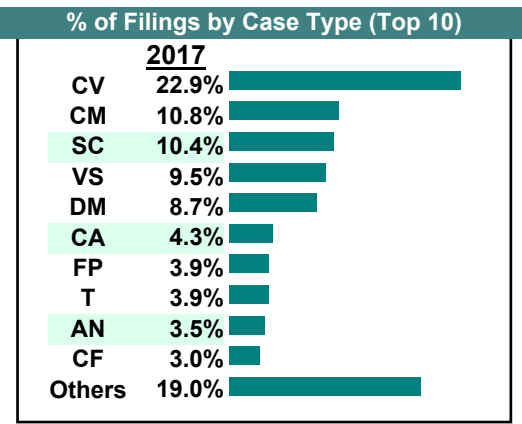
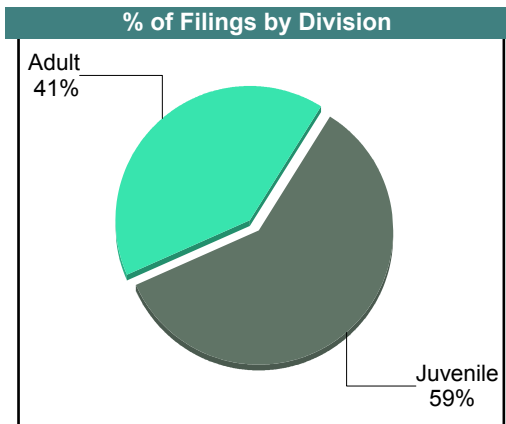

**CASELOAD STATISTICS OF THE JUVENILE & DOMESTIC RELATIONS COURTS**

**Tazewell**

District: 29

March 2017

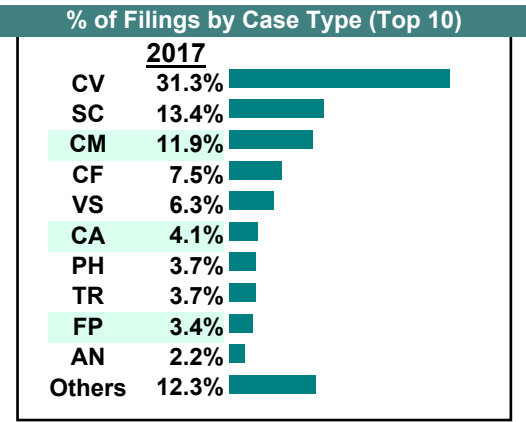
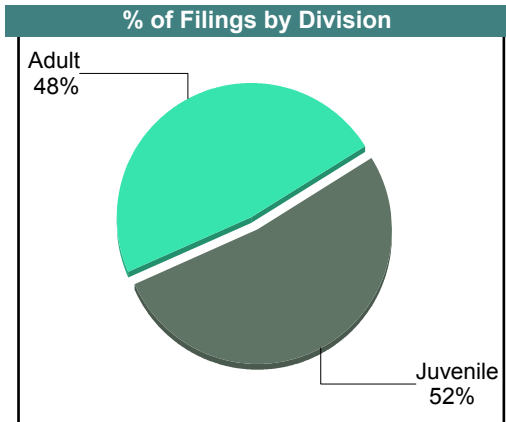

		<u>Filings</u>	<u>Hearings</u>	<u>Transactions</u>	<u>Concluded</u>	<u>Cont</u>
<b><u>Adult</u></b>						
Capias	CA	10	40	40	17	23
Felony	CF	7	44	49	16	33
Misdemeanor	CM	25	118	118	26	92
Family Abuse - Prot Order	FP	9	25	25	7	18
Motion - Prot Order	MP	1	4	4	3	1
Other	OT	1	1	1	1	-
Remand Support	RS	2	2	2	2	-
Show Cause	SC	17	95	95	28	67
Civil Support	VS	22	52	52	20	32
<b>Adult Total</b>		<b>94</b>	<b>381</b>	<b>386</b>	<b>120</b>	<b>266</b>
<b><u>Juvenile</u></b>						
Abuse or Neglect	AN	8	21	21	1	20
Non-Family Abuse Prot Order	AP	1	1	1	0	1
Custody Relief	CR	0	2	2	2	-
Child in Need of Services	CS	2	5	5	1	4
Custody Visitation	CV	53	151	151	52	99
Felony	DF	5	20	20	5	15
Misdemeanor	DM	20	47	47	6	41
Entrustment	ET	5	5	5	2	3
Foster Care Review	FC	3	3	3	3	-
Initial Foster Care	IF	1	1	1	1	-
Motion - Prot Order	MP	0	1	1	0	1
Permanency	PH	4	4	4	4	-
Petition	PT	4	5	5	5	-
Remand Custody	RC	3	3	3	3	-
Show Cause	SC	7	9	9	2	7
Status	ST	7	8	9	3	6
Traffic	T	9	11	11	3	8
Term Parental Rights	TP	0	11	11	0	11
Truancy	TR	5	27	27	7	20
<b>Juvenile Total</b>		<b>137</b>	<b>335</b>	<b>336</b>	<b>100</b>	<b>236</b>
<b>Tazewell Totals</b>		<b>231</b>	<b>716</b>	<b>722</b>	<b>220</b>	<b>502</b>





February 2017

		Filings	Hearings	Transactions	Concluded	Cont
<b>Adult</b>						
Capias	CA	11	23	23	7	16
Felony	CF	20	53	63	22	41
Misdemeanor	CM	32	111	111	42	69
Family Abuse - Prot Order	FP	9	25	25	8	17
Motion - Prot Order	MP	2	3	3	1	2
Other	OT	0	1	1	0	1
Remand Support	RS	2	2	2	2	-
Show Cause	SC	35	100	100	24	76
Civil Support	VS	17	52	52	28	24
<b>Adult Total</b>		<b>128</b>	<b>370</b>	<b>380</b>	<b>134</b>	<b>246</b>
<b>Juvenile</b>						
Abuse or Neglect	AN	6	13	13	1	12
Non-Family Abuse Prot Order	AP	1	2	2	1	1
Custody Relief	CR	1	1	1	0	1
Child in Need of Services	CS	0	1	1	1	-
Custody Visitation	CV	84	200	200	67	133
Felony	DF	3	27	27	5	22
Misdemeanor	DM	4	48	48	20	28
Emancipation	EP	1	1	1	1	-
Entrustment	ET	2	2	2	2	-
Foster Care Review	FC	1	1	1	1	-
Motion - Prot Order	MP	1	1	1	1	-
Permanency	PH	10	10	10	10	-
Petition	PT	1	3	3	1	2
Remand Custody	RC	4	4	4	4	-
Child at Risk	RI	0	3	3	1	2
Show Cause	SC	1	3	3	2	1
Status	ST	5	8	8	7	1
Traffic	T	5	10	12	9	3
Truancy	TR	10	43	43	6	37
<b>Juvenile Total</b>		<b>140</b>	<b>381</b>	<b>383</b>	<b>140</b>	<b>243</b>
<b>Tazewell Totals</b>		<b>268</b>	<b>751</b>	<b>763</b>	<b>274</b>	<b>489</b>



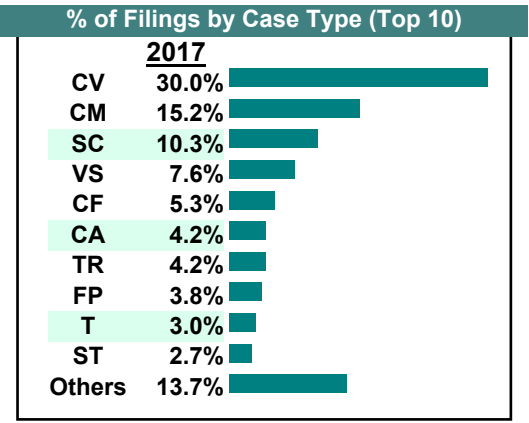
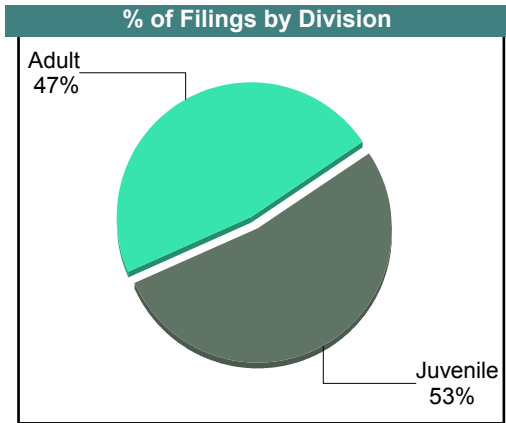
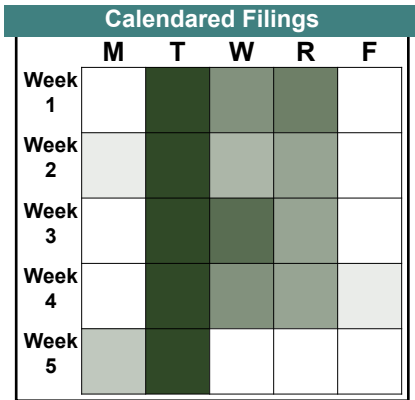
**CASELOAD STATISTICS OF THE JUVENILE & DOMESTIC RELATIONS COURTS**

January 2017

**Tazewell**

District: 29

		<u>Filings</u>	<u>Hearings</u>	<u>Transactions</u>	<u>Concluded</u>	<u>Cont</u>
<b><u>Adult</u></b>						
Capias	CA	11	28	28	12	16
Felony	CF	14	41	45	10	35
Misdemeanor	CM	40	125	125	39	86
Family Abuse - Prot Order	FP	10	20	20	8	12
Motion - Prot Order	MP	2	3	3	1	2
Other	OT	1	3	3	1	2
Remand Support	RS	1	1	1	1	-
Show Cause	SC	24	107	107	37	70
SL/Other	SL	1	1	1	1	-
Civil Support	VS	20	69	69	32	37
<b>Adult Total</b>		<b>124</b>	<b>398</b>	<b>402</b>	<b>142</b>	<b>260</b>
<b><u>Juvenile</u></b>						
Abuse or Neglect	AN	2	3	3	2	1
Non-Family Abuse Prot Order	AP	1	1	1	0	1
Custody Relief	CR	1	1	1	0	1
Child in Need of Services	CS	0	10	10	1	9
Custody Visitation	CV	79	193	193	72	121
Felony	DF	0	20	20	4	16
Misdemeanor	DM	6	45	45	15	30
Entrustment	ET	4	4	4	4	-
Foster Care Review	FC	3	3	3	3	-
Family Abuse - Prot Order	FP	0	1	1	1	-
Motion - Prot Order	MP	2	2	2	0	2
Permanency	PH	2	2	2	2	-
Petition	PT	1	4	4	2	2
Remand Custody	RC	5	5	5	5	-
Child at Risk	RI	3	4	4	0	4
Show Cause	SC	3	5	5	2	3
Status	ST	7	12	12	10	2
Traffic	T	8	9	10	6	4
Truancy	TR	11	28	28	6	22
Voluntary Continuing Services Agreement	VA	1	1	1	1	-
<b>Juvenile Total</b>		<b>139</b>	<b>353</b>	<b>354</b>	<b>136</b>	<b>218</b>
<b>Tazewell Totals</b>		<b>263</b>	<b>751</b>	<b>756</b>	<b>278</b>	<b>478</b>



Filings by Court & Division

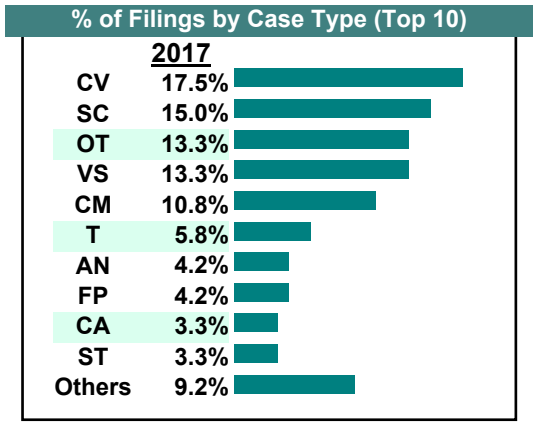
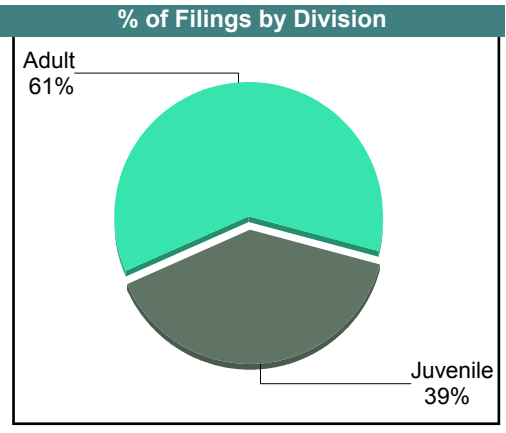
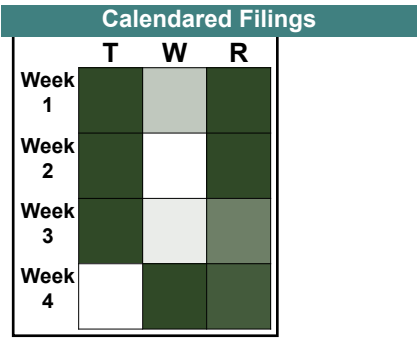
	<u>Buchanan</u>		<u>Dickenson</u>		<u>Russell</u>		<u>Tazewell</u>		<u>Total</u>
<b>A</b> Show Cause	182	20%	119	13%	257	28%	368	40%	926
Adult Misdemeanor	210	24%	82	9%	230	26%	356	41%	878
Civil Support	129	16%	154	19%	256	31%	283	34%	822
Adult Felony	87	32%	16	6%	49	18%	122	45%	274
Family Abuse - Prot Ord	61	22%	39	14%	86	32%	87	32%	273
Capias	64	26%	20	8%	57	23%	109	44%	250
Motion - Prot Order	5	8%	3	5%	33	52%	22	35%	63
Remand Support	5	8%	17	29%	7	12%	30	51%	59
SL/Other	-	0%	2	20%	-	0%	8	80%	10
Non-Family Abuse Prot	3	38%	2	25%	1	13%	2	25%	8
Violation of PO	-	0%	-	0%	8	100%	-	0%	8
Other	-	0%	-	0%	2	50%	2	50%	4
Protective Order	2	100%	-	0%	-	0%	-	0%	2
Bond Forfeiture	1	100%	-	0%	-	0%	-	0%	1
<b>Total</b>	<b>749</b>	<b>21%</b>	<b>454</b>	<b>13%</b>	<b>986</b>	<b>28%</b>	<b>1,389</b>	<b>39%</b>	<b>3,578</b>
<b>J</b> Custody Visitation	750	25%	686	23%	854	28%	741	24%	3,031
Delinquency	92	20%	62	13%	109	24%	198	43%	461
Traffic	48	16%	36	12%	88	30%	119	41%	291
Permanency	53	21%	38	15%	114	44%	52	20%	257
Abuse or Neglect	27	15%	34	19%	48	27%	71	39%	180
Foster Care Review	41	29%	35	25%	34	24%	30	21%	140
Status Offense/Other	17	12%	22	16%	42	30%	58	42%	139
Initial Foster Care	23	19%	41	34%	27	22%	31	25%	122
Remand Custody	19	17%	-	0%	10	9%	80	73%	109
Truancy	28	29%	17	17%	9	9%	44	45%	98
Motion - Prot Order	20	22%	10	11%	43	47%	18	20%	91
Child in Need of Service	12	15%	36	45%	21	26%	11	14%	80
Term Parental Rights	15	22%	15	22%	23	33%	16	23%	69
Paternity	7	13%	7	13%	22	41%	18	33%	54
Entrustment	10	20%	11	22%	12	24%	17	34%	50
Child at Risk	27	56%	10	21%	-	0%	11	23%	48
Show Cause	5	11%	6	13%	2	4%	32	71%	45
Remand Visitation	18	60%	-	0%	12	40%	-	0%	30
Non-Family Abuse Prot	4	25%	1	6%	4	25%	7	44%	16
Custody Relief	-	0%	-	0%	2	20%	8	80%	10
Voluntary Continuing Su	2	33%	-	0%	3	50%	1	17%	6
Capias	-	0%	-	0%	4	100%	-	0%	4
Emancipation	-	0%	1	33%	-	0%	2	67%	3
Protective Order	1	33%	-	0%	-	0%	2	67%	3
Family Abuse - Prot Ord	1	50%	-	0%	1	50%	-	0%	2
<b>Total</b>	<b>1,220</b>	<b>23%</b>	<b>1,068</b>	<b>20%</b>	<b>1,484</b>	<b>28%</b>	<b>1,567</b>	<b>29%</b>	<b>5,339</b>
<b>Total</b>	<b>1,969</b>	<b>22%</b>	<b>1,522</b>	<b>17%</b>	<b>2,470</b>	<b>28%</b>	<b>2,956</b>	<b>33%</b>	<b>8,917</b>

# CASELOAD STATISTICS OF THE JUVENILE & DOMESTIC RELATIONS COURTS

December 2017

Lee  
District: 30

		<u>Filings</u>	<u>Hearings</u>	<u>Transactions</u>	<u>Concluded</u>	<u>Cont</u>
<b>Adult</b>						
Capias	CA	3	18	18	3	15
Felony	CF	0	7	7	2	5
Misdemeanor	CM	13	33	33	9	24
Family Abuse - Prot Order	FP	5	11	11	6	5
Motion - Prot Order	MP	2	2	2	2	-
Other	OT	16	18	18	8	10
Show Cause	SC	18	68	68	19	49
Civil Support	VS	16	29	29	14	15
<b>Adult Total</b>		<b>73</b>	<b>186</b>	<b>186</b>	<b>63</b>	<b>123</b>
<b>Juvenile</b>						
Abuse or Neglect	AN	5	19	19	9	10
Non-Family Abuse Prot Order	AP	1	2	2	1	1
Capias	CA	1	2	2	1	1
Custody Relief	CR	0	1	1	1	-
Child in Need of Services	CS	0	1	1	0	1
Custody Visitation	CV	21	92	92	34	58
Felony	DF	0	3	3	1	2
Misdemeanor	DM	3	13	14	3	11
Foster Care Review	FC	3	3	3	3	-
Initial Foster Care	IF	2	2	2	2	-
RR	RR	0	1	1	0	1
Show Cause	SC	0	1	1	1	-
Status	ST	4	5	5	1	4
Traffic	T	7	3	11	11	-
Truancy	TR	0	12	12	3	9
<b>Juvenile Total</b>		<b>47</b>	<b>160</b>	<b>169</b>	<b>71</b>	<b>98</b>
<b>Lee Totals</b>		<b>120</b>	<b>346</b>	<b>355</b>	<b>134</b>	<b>221</b>

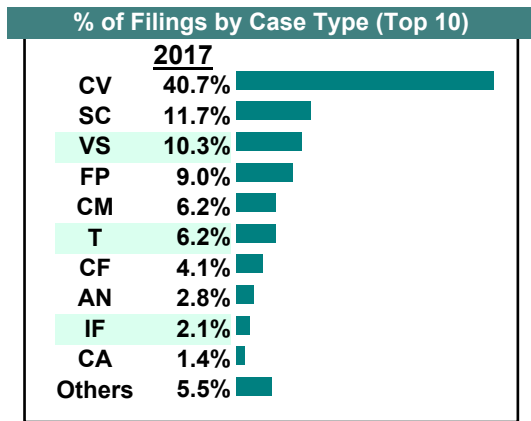
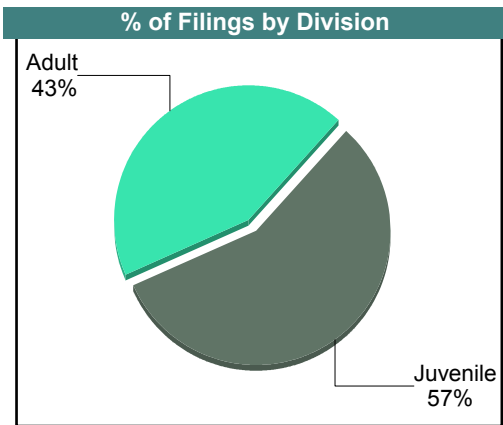



**CASELOAD STATISTICS OF THE JUVENILE & DOMESTIC RELATIONS COURTS**

November 2017

**Lee**  
District: 30

		<u>Filings</u>	<u>Hearings</u>	<u>Transactions</u>	<u>Concluded</u>	<u>Cont</u>
<b><u>Adult</u></b>						
Capias	CA	2	22	22	4	18
Felony	CF	6	7	7	1	6
Misdemeanor	CM	9	37	37	15	22
Family Abuse - Prot Order	FP	13	26	26	16	10
Motion - Prot Order	MP	2	2	2	2	-
Show Cause	SC	16	51	51	10	41
Civil Support	VS	15	28	28	16	12
<b>Adult Total</b>		<b>63</b>	<b>173</b>	<b>173</b>	<b>64</b>	<b>109</b>
<b><u>Juvenile</u></b>						
Abuse or Neglect	AN	4	26	26	8	18
Child in Need of Services	CS	0	1	1	0	1
Custody Visitation	CV	59	133	133	42	91
Felony	DF	0	5	5	0	5
Misdemeanor	DM	2	9	9	1	8
Initial Foster Care	IF	3	3	3	3	-
Petition	PT	0	1	1	0	1
Child at Risk	RI	1	1	1	1	-
Show Cause	SC	1	2	2	1	1
Status	ST	1	1	1	0	1
Traffic	T	9	11	14	10	4
Truancy	TR	2	4	4	0	4
<b>Juvenile Total</b>		<b>82</b>	<b>197</b>	<b>200</b>	<b>66</b>	<b>134</b>
<b>Lee Totals</b>		<b>145</b>	<b>370</b>	<b>373</b>	<b>130</b>	<b>243</b>

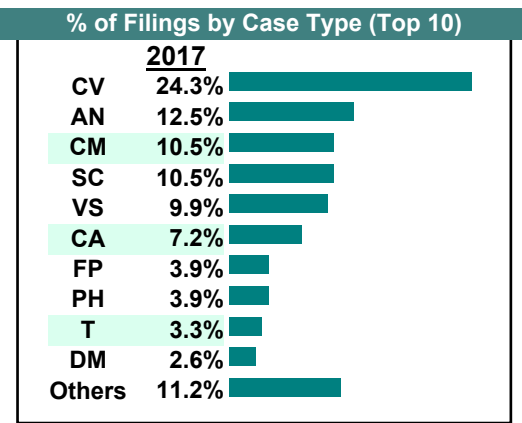
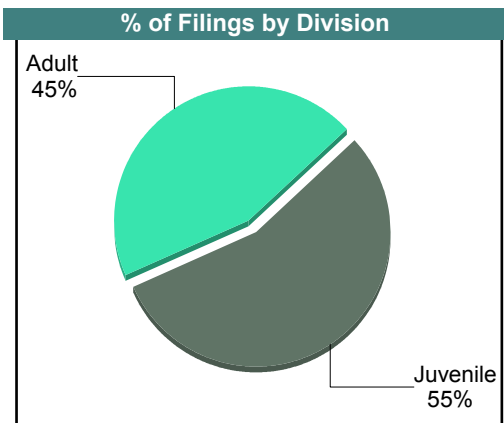



**CASELOAD STATISTICS OF THE JUVENILE & DOMESTIC RELATIONS COURTS**

October 2017

**Lee**  
District: 30

		<u>Filings</u>	<u>Hearings</u>	<u>Transactions</u>	<u>Concluded</u>	<u>Cont</u>
<b><u>Adult</u></b>						
Capias	CA	11	22	22	6	16
Felony	CF	3	9	10	5	5
Misdemeanor	CM	16	43	43	11	32
Family Abuse - Prot Order	FP	6	13	13	3	10
Other	OT	0	2	2	0	2
Remand Support	RS	1	1	1	1	-
Show Cause	SC	16	63	63	16	47
Civil Support	VS	15	47	47	25	22
<b>Adult Total</b>		<b>68</b>	<b>200</b>	<b>201</b>	<b>67</b>	<b>134</b>
<b><u>Juvenile</u></b>						
Abuse or Neglect	AN	19	31	31	3	28
Capias	CA	0	1	1	0	1
Custody Relief	CR	1	1	1	0	1
Child in Need of Services	CS	0	5	5	0	5
Custody Visitation	CV	37	98	98	44	54
Felony	DF	2	3	3	0	3
Misdemeanor	DM	4	15	15	7	8
Foster Care Review	FC	3	3	3	3	-
Initial Foster Care	IF	1	1	1	1	-
Permanency	PH	6	8	8	6	2
Petition	PT	0	1	1	0	1
Remand Custody	RC	1	1	1	1	-
Remand Visitation	RV	1	1	1	1	-
Status	ST	1	6	6	2	4
Traffic	T	5	8	10	6	4
Truancy	TR	2	6	6	1	5
Voluntary Continuing Services Agreement	VA	1	1	1	1	-
<b>Juvenile Total</b>		<b>84</b>	<b>190</b>	<b>192</b>	<b>76</b>	<b>116</b>
<b>Lee Totals</b>		<b>152</b>	<b>390</b>	<b>393</b>	<b>143</b>	<b>250</b>

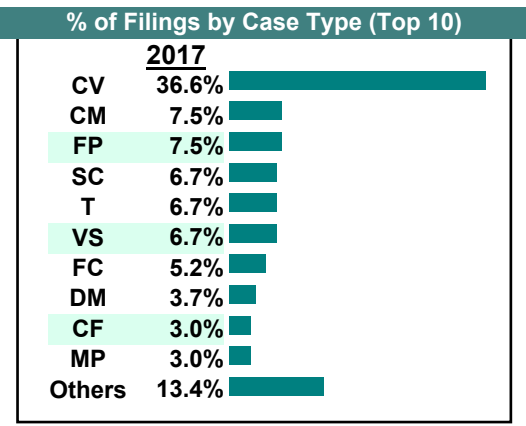
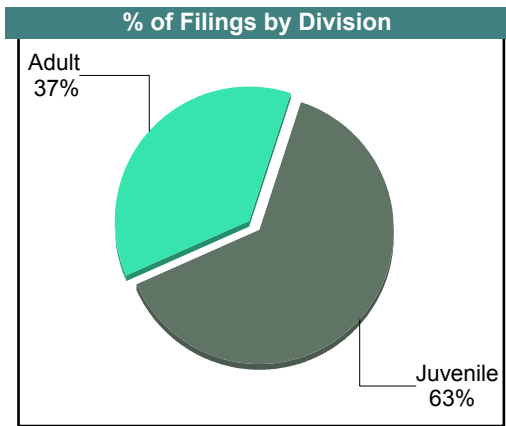
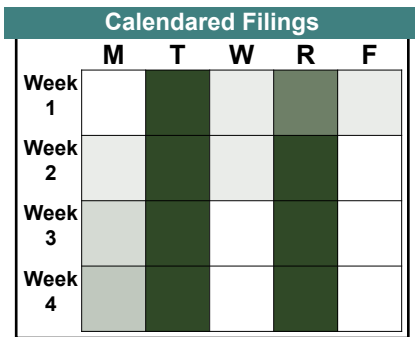


**CASELOAD STATISTICS OF THE JUVENILE & DOMESTIC RELATIONS COURTS**

September 2017

**Lee**  
District: 30

		<u>Filings</u>	<u>Hearings</u>	<u>Transactions</u>	<u>Concluded</u>	<u>Cont</u>
<b><u>Adult</u></b>						
Non-Family Abuse Prot Order	AP	0	3	3	1	2
Capias	CA	2	12	12	5	7
Felony	CF	4	12	12	7	5
Misdemeanor	CM	10	59	59	31	28
Family Abuse - Prot Order	FP	10	23	23	16	7
Motion - Prot Order	MP	4	4	4	4	-
Other	OT	0	7	7	4	3
Remand Support	RS	2	2	2	2	-
Show Cause	SC	8	64	64	18	46
Civil Support	VS	9	20	20	12	8
<b>Adult Total</b>		<b>49</b>	<b>206</b>	<b>206</b>	<b>100</b>	<b>106</b>
<b><u>Juvenile</u></b>						
Abuse or Neglect	AN	1	2	2	1	1
Capias	CA	0	1	1	0	1
Child in Need of Services	CS	0	3	3	1	2
Custody Visitation	CV	49	118	118	40	78
Felony	DF	0	1	1	0	1
Misdemeanor	DM	5	13	13	6	7
Foster Care Review	FC	7	7	7	7	-
Initial Foster Care	IF	1	1	1	1	-
Permanency	PH	1	1	1	1	-
Petition	PT	0	1	1	0	1
Remand Custody	RC	3	3	3	3	-
RR	RR	0	5	5	3	2
Remand Visitation	RV	3	3	3	3	-
Show Cause	SC	1	1	1	0	1
Status	ST	3	4	4	2	2
Traffic	T	9	9	9	6	3
Term Parental Rights	TP	0	2	2	2	-
Truancy	TR	2	26	26	12	14
<b>Juvenile Total</b>		<b>85</b>	<b>201</b>	<b>201</b>	<b>88</b>	<b>113</b>
<b>Lee Totals</b>		<b>134</b>	<b>407</b>	<b>407</b>	<b>188</b>	<b>219</b>

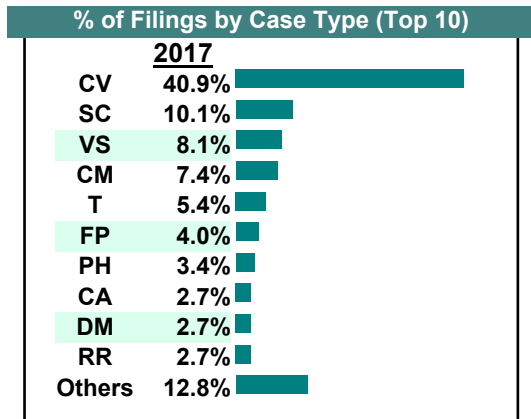
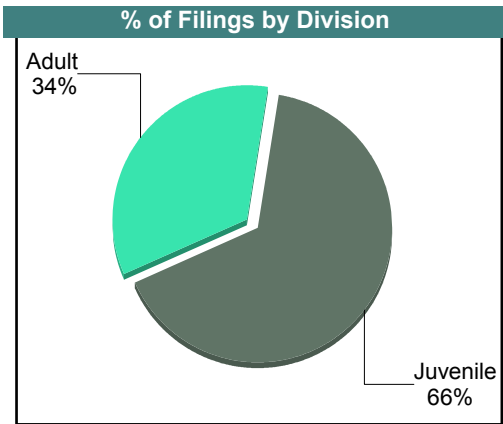
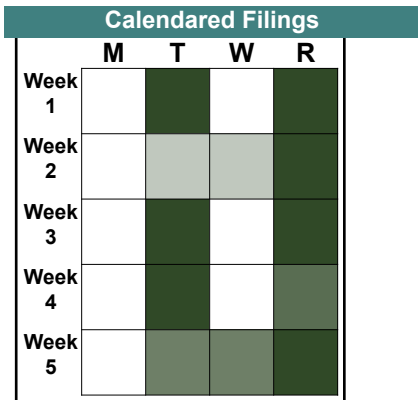


**CASELOAD STATISTICS OF THE JUVENILE & DOMESTIC RELATIONS COURTS**

August 2017

**Lee**  
District: 30

		<u>Filings</u>	<u>Hearings</u>	<u>Transactions</u>	<u>Concluded</u>	<u>Cont</u>
<b>Adult</b>						
Non-Family Abuse Prot Order	AP	1	1	1	0	1
Capias	CA	4	14	14	5	9
Felony	CF	2	11	11	0	11
Misdemeanor	CM	11	60	60	17	43
Family Abuse - Prot Order	FP	6	16	16	9	7
Show Cause	SC	15	51	51	11	40
Civil Support	VS	12	25	25	12	13
<b>Adult Total</b>		<b>51</b>	<b>178</b>	<b>178</b>	<b>54</b>	<b>124</b>
<b>Juvenile</b>						
Non-Family Abuse Prot Order	AP	1	2	2	1	1
Child in Need of Services	CS	1	3	3	1	2
Custody Visitation	CV	61	134	134	45	89
Felony	DF	0	3	3	0	3
Misdemeanor	DM	4	9	10	4	6
Foster Care Review	FC	3	3	3	3	-
Permanency	PH	5	6	6	5	1
Child at Risk	RI	2	2	2	2	-
RR	RR	4	4	4	0	4
Status	ST	4	7	7	5	2
Traffic	T	8	12	15	11	4
Term Parental Rights	TP	4	4	4	2	2
Truancy	TR	0	1	1	0	1
Voluntary Continuing Services Agreement	VA	1	1	1	1	-
<b>Juvenile Total</b>		<b>98</b>	<b>191</b>	<b>195</b>	<b>80</b>	<b>115</b>
<b>Lee Totals</b>		<b>149</b>	<b>369</b>	<b>373</b>	<b>134</b>	<b>239</b>



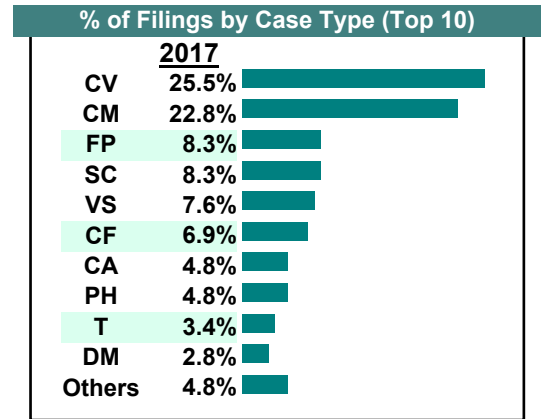
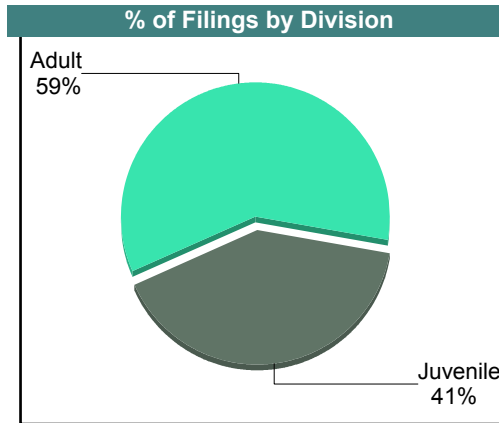
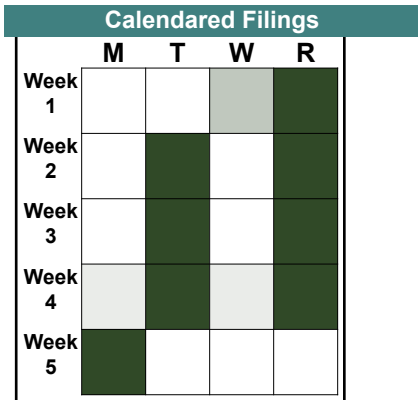


**CASELOAD STATISTICS OF THE JUVENILE & DOMESTIC RELATIONS COURTS**

July 2017

**Lee**  
District: 30

		<u>Filings</u>	<u>Hearings</u>	<u>Transactions</u>	<u>Concluded</u>	<u>Cont</u>
<b><u>Adult</u></b>						
Capias	CA	7	11	11	4	7
Felony	CF	10	13	13	1	12
Misdemeanor	CM	33	63	63	10	53
Family Abuse - Prot Order	FP	12	24	24	10	14
Motion - Prot Order	MP	2	3	3	3	-
Show Cause	SC	11	50	50	15	35
Civil Support	VS	11	29	29	6	23
<b>Adult Total</b>		<b>86</b>	<b>193</b>	<b>193</b>	<b>49</b>	<b>144</b>
<b><u>Juvenile</u></b>						
Abuse or Neglect	AN	0	2	2	2	-
Non-Family Abuse Prot Order	AP	1	2	2	2	-
Child in Need of Services	CS	1	3	3	1	2
Custody Visitation	CV	37	114	114	41	73
Felony	DF	0	1	1	0	1
Misdemeanor	DM	4	12	12	5	7
Emancipation	EP	1	1	1	1	-
Permanency	PH	7	7	7	7	-
Show Cause	SC	1	2	2	2	-
Status	ST	1	2	2	1	1
Traffic	T	5	5	8	5	3
Truancy	TR	1	2	2	0	2
<b>Juvenile Total</b>		<b>59</b>	<b>153</b>	<b>156</b>	<b>67</b>	<b>89</b>
<b>Lee Totals</b>		<b>145</b>	<b>346</b>	<b>349</b>	<b>116</b>	<b>233</b>



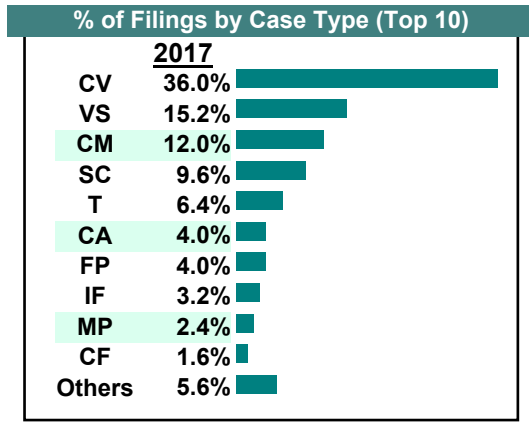
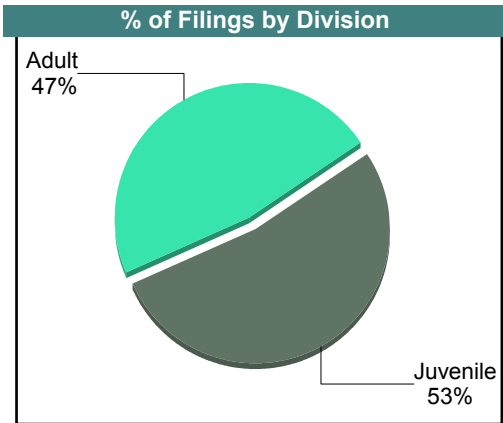
**CASELOAD STATISTICS OF THE JUVENILE & DOMESTIC RELATIONS COURTS**

June 2017

**Lee**  
District: 30

		<u>Filings</u>	<u>Hearings</u>	<u>Transactions</u>	<u>Concluded</u>	<u>Cont</u>
<b><u>Adult</u></b>						
Capias	CA	5	6	6	2	4
Felony	CF	2	16	16	12	4
Misdemeanor	CM	15	48	48	16	32
Family Abuse - Prot Order	FP	5	18	18	6	12
Motion - Prot Order	MP	3	3	3	3	-
Show Cause	SC	10	44	44	12	32
Civil Support	VS	19	34	34	16	18
<b>Adult Total</b>		<b>59</b>	<b>169</b>	<b>169</b>	<b>67</b>	<b>102</b>
<b><u>Juvenile</u></b>						
Abuse or Neglect	AN	0	13	13	8	5
Non-Family Abuse Prot Order	AP	1	1	1	0	1
Child in Need of Services	CS	0	1	1	0	1
Custody Visitation	CV	45	97	97	31	66
Felony	DF	0	1	1	0	1
Misdemeanor	DM	2	11	11	6	5
Foster Care Review	FC	2	2	2	2	-
Initial Foster Care	IF	4	4	4	4	-
Show Cause	SC	2	3	3	2	1
Status	ST	1	1	1	1	-
Traffic	T	8	11	17	12	5
Truancy	TR	1	3	3	1	2
<b>Juvenile Total</b>		<b>66</b>	<b>148</b>	<b>154</b>	<b>67</b>	<b>87</b>
<b>Lee Totals</b>		<b>125</b>	<b>317</b>	<b>323</b>	<b>134</b>	<b>189</b>

Calendared Filings					
	M	T	W	R	F
Week 1					
Week 2					
Week 3					
Week 4					
Week 5					

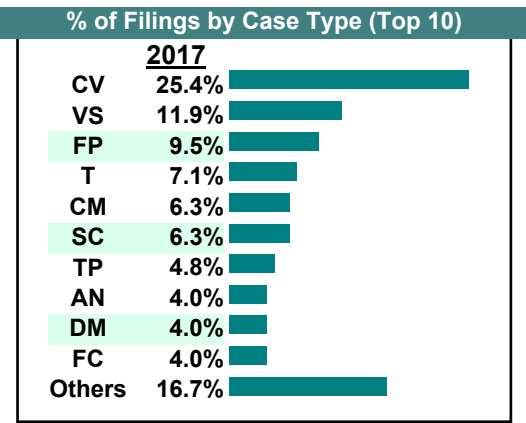
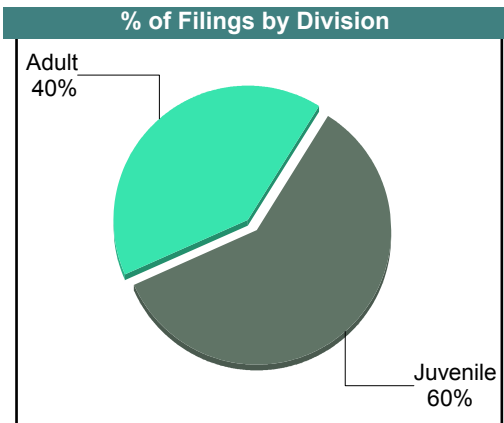
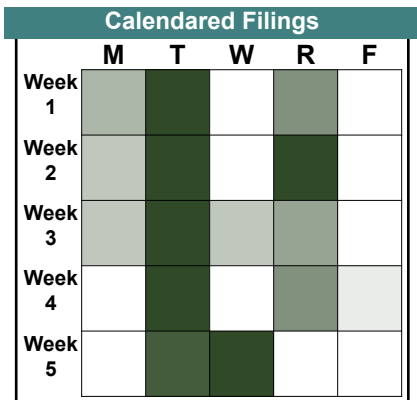


**CASELOAD STATISTICS OF THE JUVENILE & DOMESTIC RELATIONS COURTS**

May 2017

**Lee**  
District: 30

		<u>Filings</u>	<u>Hearings</u>	<u>Transactions</u>	<u>Concluded</u>	<u>Cont</u>
<b><u>Adult</u></b>						
Capias	CA	1	4	4	4	-
Felony	CF	4	51	51	42	9
Misdemeanor	CM	8	48	48	13	35
Family Abuse - Prot Order	FP	12	19	19	7	12
Motion - Prot Order	MP	2	2	2	2	-
Other	OT	0	4	4	2	2
Remand Support	RS	1	1	1	1	-
Show Cause	SC	7	46	46	14	32
SL/Other	SL	1	1	1	1	-
Civil Support	VS	15	28	28	14	14
<b>Adult Total</b>		<b>51</b>	<b>204</b>	<b>204</b>	<b>100</b>	<b>104</b>
<b><u>Juvenile</u></b>						
Abuse or Neglect	AN	5	22	22	4	18
Custody Visitation	CV	32	105	105	43	62
Felony	DF	0	1	1	0	1
Misdemeanor	DM	5	16	16	6	10
Foster Care Review	FC	5	5	5	5	-
Initial Foster Care	IF	4	6	6	4	2
Permanency	PH	3	3	3	3	-
Petition	PT	2	2	2	1	1
Remand Custody	RC	1	1	1	1	-
Remand Visitation	RV	1	1	1	1	-
Show Cause	SC	1	2	2	1	1
Status	ST	0	2	2	2	-
Traffic	T	9	8	11	3	8
Term Parental Rights	TP	6	8	8	6	2
Truancy	TR	0	18	18	7	11
Voluntary Continuing Services Agreement	VA	1	1	1	1	-
<b>Juvenile Total</b>		<b>75</b>	<b>201</b>	<b>204</b>	<b>88</b>	<b>116</b>
<b>Lee Totals</b>		<b>126</b>	<b>405</b>	<b>408</b>	<b>188</b>	<b>220</b>



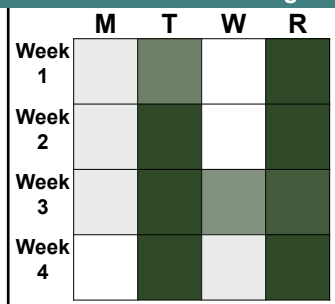
**CASELOAD STATISTICS OF THE JUVENILE & DOMESTIC RELATIONS COURTS**

April 2017

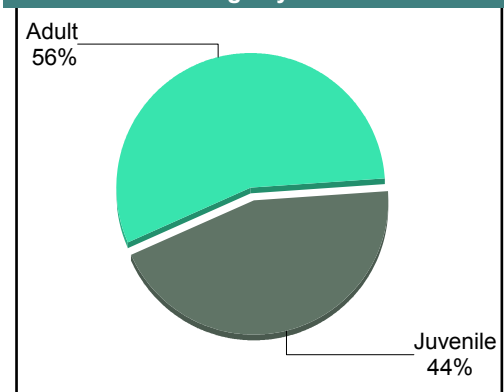
**Lee**  
District: 30

		<u>Filings</u>	<u>Hearings</u>	<u>Transactions</u>	<u>Concluded</u>	<u>Cont</u>
<b><u>Adult</u></b>						
Non-Family Abuse Prot Order	AP	1	2	2	1	1
Capias	CA	5	16	16	6	10
Felony	CF	43	98	98	0	98
Misdemeanor	CM	21	54	54	7	47
Family Abuse - Prot Order	FP	6	14	14	6	8
Motion - Prot Order	MP	2	2	2	2	-
Other	OT	10	18	18	10	8
Show Cause	SC	25	113	113	36	77
SL/Other	SL	1	1	1	1	-
Civil Support	VS	21	43	43	20	23
<b>Adult Total</b>		<b>135</b>	<b>361</b>	<b>361</b>	<b>89</b>	<b>272</b>
<b><u>Juvenile</u></b>						
Abuse or Neglect	AN	5	24	24	5	19
Custody Relief	CR	1	1	1	1	-
Child in Need of Services	CS	1	4	4	1	3
Custody Visitation	CV	60	147	147	43	104
Felony	DF	0	5	5	2	3
Misdemeanor	DM	12	39	39	8	31
Emancipation	EP	1	3	3	1	2
Foster Care Review	FC	6	6	6	6	-
Permanency	PH	2	2	2	2	-
Child at Risk	RI	1	1	1	1	-
Show Cause	SC	1	1	1	0	1
Status	ST	3	4	4	1	3
Traffic	T	4	4	5	1	4
Term Parental Rights	TP	0	3	3	1	2
Truancy	TR	10	28	28	2	26
Voluntary Continuing Services Agreement	VA	1	1	1	1	-
<b>Juvenile Total</b>		<b>108</b>	<b>273</b>	<b>274</b>	<b>76</b>	<b>198</b>
<b>Lee Totals</b>		<b>243</b>	<b>634</b>	<b>635</b>	<b>165</b>	<b>470</b>

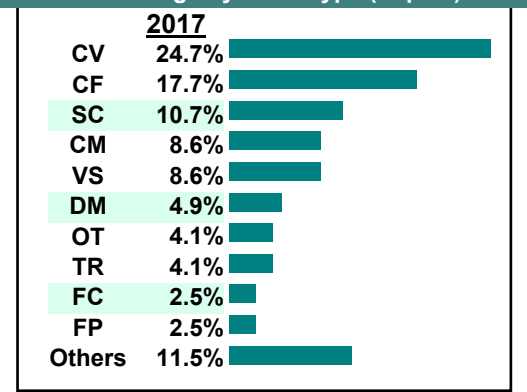
**Calendared Filings**



**% of Filings by Division**



**% of Filings by Case Type (Top 10)**



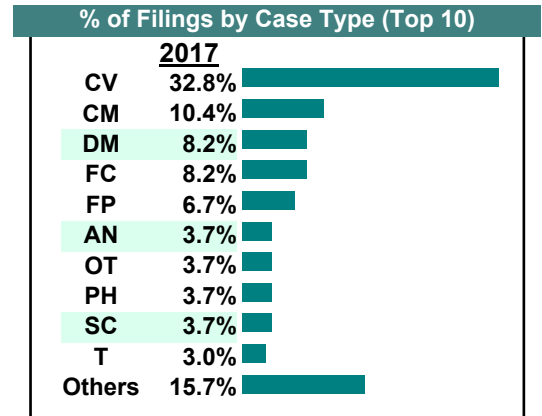
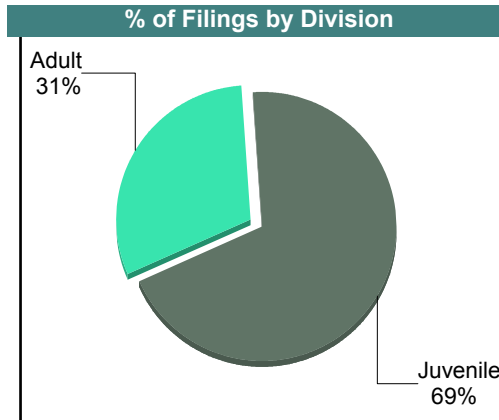
# CASELOAD STATISTICS OF THE JUVENILE & DOMESTIC RELATIONS COURTS

March 2017

Lee  
District: 30

		Filings	Hearings	Transactions	Concluded	Cont
<b>Adult</b>						
Non-Family Abuse Prot Order	AP	1	1	1	1	-
Capias	CA	1	3	3	0	3
Felony	CF	2	3	3	0	3
Misdemeanor	CM	14	29	29	13	16
Family Abuse - Prot Order	FP	9	15	15	4	11
Other	OT	5	10	10	2	8
Show Cause	SC	5	31	31	0	31
Civil Support	VS	4	6	6	4	2
<b>Adult Total</b>		<b>41</b>	<b>98</b>	<b>98</b>	<b>24</b>	<b>74</b>
<b>Juvenile</b>						
Abuse or Neglect	AN	5	13	13	0	13
Child in Need of Services	CS	1	1	1	0	1
Custody Visitation	CV	44	104	104	45	59
Felony	DF	1	2	2	0	2
Misdemeanor	DM	11	28	28	9	19
Entrustment	ET	2	2	2	2	-
Foster Care Review	FC	11	11	11	11	-
Initial Foster Care	IF	1	1	1	1	-
Permanency	PH	5	5	5	5	-
Child at Risk	RI	2	2	2	2	-
Status	ST	2	3	3	2	1
Traffic	T	4	5	10	8	2
Term Parental Rights	TP	3	3	3	2	1
Truancy	TR	0	11	11	1	10
Voluntary Continuing Services Agreement	VA	1	1	1	1	-
<b>Juvenile Total</b>		<b>93</b>	<b>192</b>	<b>197</b>	<b>89</b>	<b>108</b>
<b>Lee Totals</b>		<b>134</b>	<b>290</b>	<b>295</b>	<b>113</b>	<b>182</b>

Calendared Filings					
	M	T	W	R	F
Week 1					
Week 2					
Week 3					
Week 4					
Week 5					

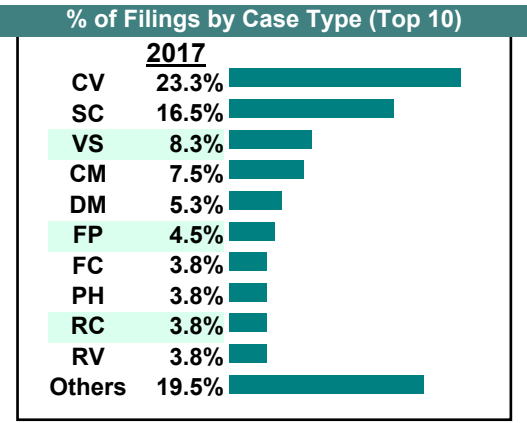
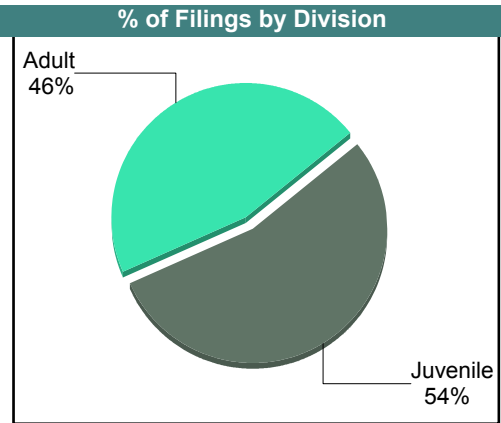
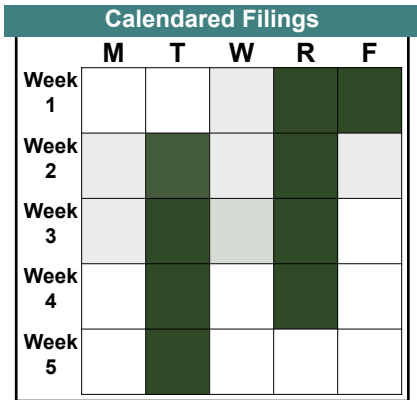


**CASELOAD STATISTICS OF THE JUVENILE & DOMESTIC RELATIONS COURTS**

February 2017

**Lee**  
District: 30

		<u>Filings</u>	<u>Hearings</u>	<u>Transactions</u>	<u>Concluded</u>	<u>Cont</u>
<b><u>Adult</u></b>						
Capias	CA	4	10	10	4	6
Felony	CF	0	5	5	5	-
Misdemeanor	CM	10	27	27	12	15
Family Abuse - Prot Order	FP	6	9	9	5	4
Motion - Prot Order	MP	1	1	1	1	-
Other	OT	4	11	11	7	4
Remand Support	RS	3	4	4	4	-
Show Cause	SC	21	49	49	18	31
SL/Other	SL	1	1	1	1	-
Civil Support	VS	11	23	23	12	11
<b>Adult Total</b>		<b>61</b>	<b>140</b>	<b>140</b>	<b>69</b>	<b>71</b>
<b><u>Juvenile</u></b>						
Abuse or Neglect	AN	3	6	6	2	4
Custody Visitation	CV	31	76	76	37	39
Felony	DF	0	14	14	10	4
Misdemeanor	DM	7	23	23	5	18
Foster Care Review	FC	5	5	5	5	-
Juv Support	JS	0	1	1	1	-
Permanency	PH	5	5	5	5	-
Petition	PT	1	1	1	1	-
Remand Custody	RC	5	5	5	5	-
Child at Risk	RI	1	2	2	1	1
Remand Visitation	RV	5	5	5	5	-
Show Cause	SC	1	2	2	2	-
Status	ST	0	1	1	1	-
Traffic	T	2	2	4	3	1
Truancy	TR	5	22	22	9	13
Voluntary Continuing Services Agreement	VA	1	1	1	1	-
<b>Juvenile Total</b>		<b>72</b>	<b>171</b>	<b>173</b>	<b>93</b>	<b>80</b>
<b>Lee Totals</b>		<b>133</b>	<b>311</b>	<b>313</b>	<b>162</b>	<b>151</b>

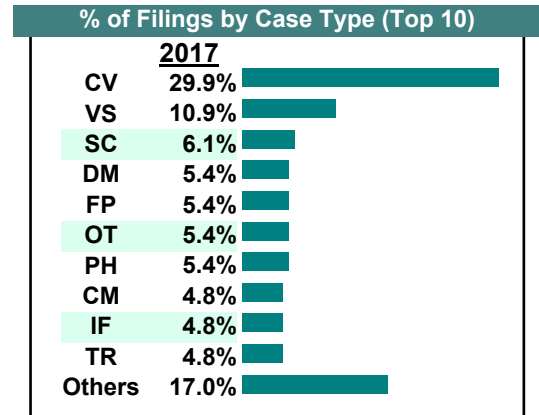
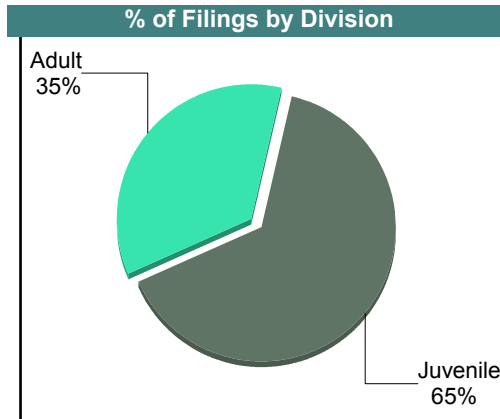
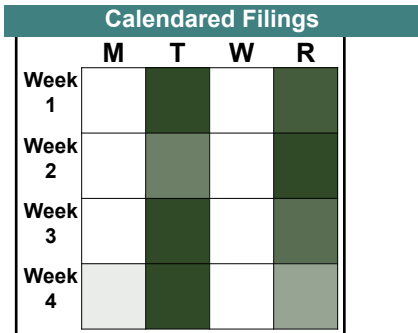


# CASELOAD STATISTICS OF THE JUVENILE & DOMESTIC RELATIONS COURTS

January 2017

Lee  
District: 30

		<u>Filings</u>	<u>Hearings</u>	<u>Transactions</u>	<u>Concluded</u>	<u>Cont</u>
<b><u>Adult</u></b>						
Capias	CA	4	15	15	7	8
Felony	CF	1	21	21	5	16
Misdemeanor	CM	7	38	38	15	23
Family Abuse - Prot Order	FP	8	16	16	10	6
Motion - Prot Order	MP	1	2	2	0	2
Other	OT	8	16	16	10	6
Show Cause	SC	7	74	74	29	45
Civil Support	VS	16	31	31	16	15
<b>Adult Total</b>		<b>52</b>	<b>213</b>	<b>213</b>	<b>92</b>	<b>121</b>
<b><u>Juvenile</u></b>						
Abuse or Neglect	AN	4	9	9	7	2
Custody Relief	CR	2	6	6	5	1
Child in Need of Services	CS	0	1	1	0	1
Custody Visitation	CV	44	146	146	61	85
Felony	DF	1	12	12	0	12
Misdemeanor	DM	8	20	20	4	16
Emancipation	EP	0	1	1	1	-
Entrustment	ET	4	4	4	4	-
Initial Foster Care	IF	7	7	7	7	-
Permanency	PH	8	8	8	8	-
Petition	PT	0	4	4	2	2
Child at Risk	RI	1	2	2	1	1
Show Cause	SC	2	2	2	1	1
Status	ST	1	7	7	5	2
Traffic	T	5	5	7	3	4
Term Parental Rights	TP	0	1	1	1	-
Truancy	TR	7	24	24	6	18
Voluntary Continuing Services Agreement	VA	1	1	1	1	-
<b>Juvenile Total</b>		<b>95</b>	<b>260</b>	<b>262</b>	<b>117</b>	<b>145</b>
<b>Lee Totals</b>		<b>147</b>	<b>473</b>	<b>475</b>	<b>209</b>	<b>266</b>


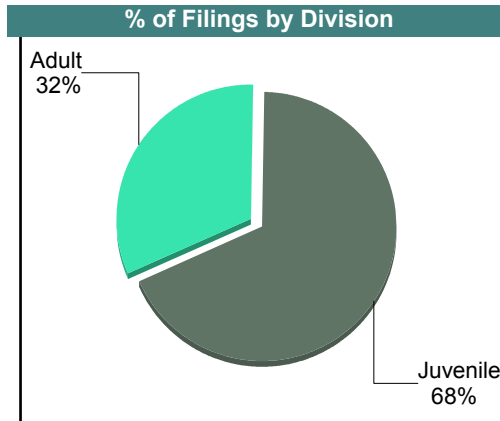
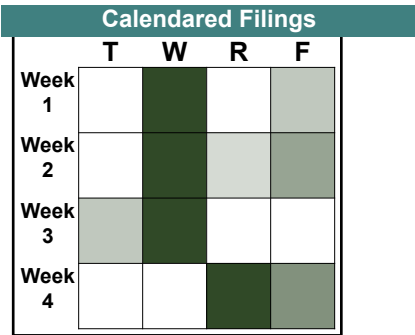


**CASELOAD STATISTICS OF THE JUVENILE & DOMESTIC RELATIONS COURTS**

December 2017

**Scott**  
District: 30

		<u>Filings</u>	<u>Hearings</u>	<u>Transactions</u>	<u>Concluded</u>	<u>Cont</u>
<b>Adult</b>						
Capias	CA	2	5	5	1	4
Felony	CF	5	5	5	0	5
Misdemeanor	CM	11	18	18	1	17
Family Abuse - Prot Order	FP	2	4	4	3	1
Motion - Prot Order	MP	1	1	1	1	-
Show Cause	SC	6	29	29	5	24
SL/Other	SL	1	1	1	1	-
Civil Support	VS	5	13	13	5	8
<b>Adult Total</b>		<b>33</b>	<b>76</b>	<b>76</b>	<b>17</b>	<b>59</b>
<b>Juvenile</b>						
Abuse or Neglect	AN	10	26	26	1	25
Custody Visitation	CV	43	104	104	48	56
Felony	DF	0	11	11	3	8
Misdemeanor	DM	1	17	18	9	9
Foster Care Review	FC	1	1	1	1	-
Initial Foster Care	IF	1	1	1	1	-
Permanency	PH	9	9	9	9	-
Show Cause	SC	0	3	3	1	2
Traffic	T	3	4	6	4	2
Term Parental Rights	TP	2	2	2	2	-
<b>Juvenile Total</b>		<b>70</b>	<b>178</b>	<b>181</b>	<b>79</b>	<b>102</b>
<b>Scott Totals</b>		<b>103</b>	<b>254</b>	<b>257</b>	<b>96</b>	<b>161</b>



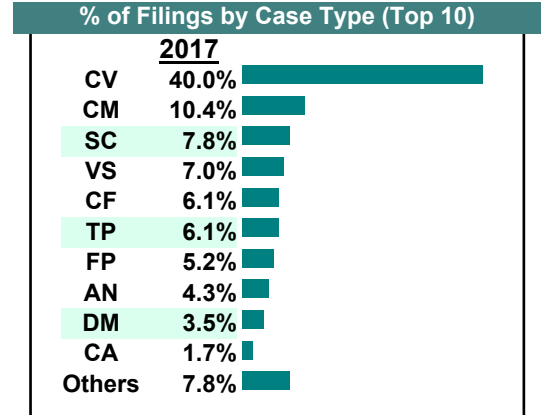
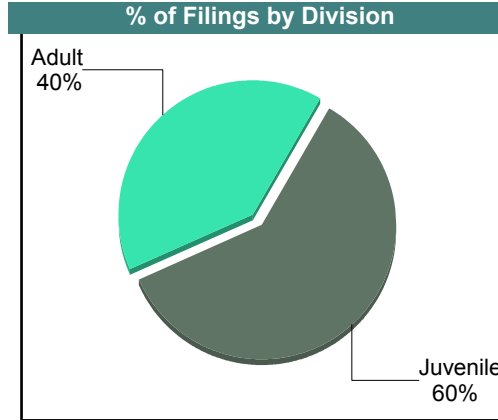
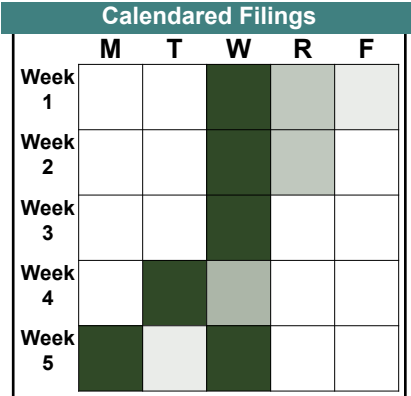


**CASELOAD STATISTICS OF THE JUVENILE & DOMESTIC RELATIONS COURTS**

November 2017

**Scott**  
District: 30

		<u>Filings</u>	<u>Hearings</u>	<u>Transactions</u>	<u>Concluded</u>	<u>Cont</u>
<b><u>Adult</u></b>						
Capias	CA	2	7	7	6	1
Felony	CF	7	15	19	9	10
Misdemeanor	CM	12	20	20	2	18
Family Abuse - Prot Order	FP	6	9	9	5	4
Motion - Prot Order	MP	1	1	1	1	-
Other	OT	0	7	7	6	1
Remand Support	RS	1	1	1	1	-
Show Cause	SC	9	49	49	16	33
Civil Support	VS	8	19	19	7	12
<b>Adult Total</b>		<b>46</b>	<b>128</b>	<b>132</b>	<b>53</b>	<b>79</b>
<b><u>Juvenile</u></b>						
Abuse or Neglect	AN	5	11	11	3	8
Custody Visitation	CV	46	91	91	41	50
Felony	DF	1	14	14	0	14
Misdemeanor	DM	4	17	18	2	16
Entrustment	ET	1	1	1	1	-
Foster Care Review	FC	1	1	1	1	-
Permanency	PH	2	2	2	2	-
Petition	PT	1	1	1	0	1
Show Cause	SC	0	2	2	0	2
Status	ST	1	5	5	1	4
Traffic	T	0	0	1	1	-
Term Parental Rights	TP	7	8	8	8	-
<b>Juvenile Total</b>		<b>69</b>	<b>153</b>	<b>155</b>	<b>60</b>	<b>95</b>
<b>Scott Totals</b>		<b>115</b>	<b>281</b>	<b>287</b>	<b>113</b>	<b>174</b>

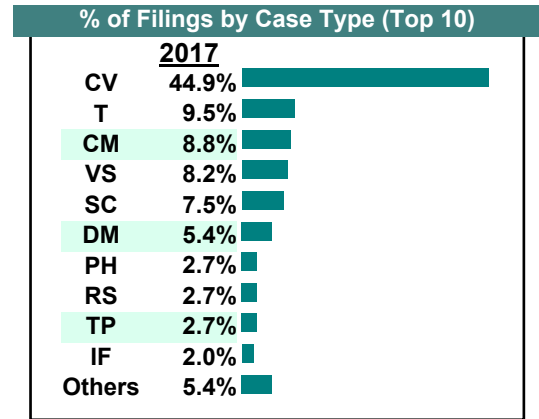
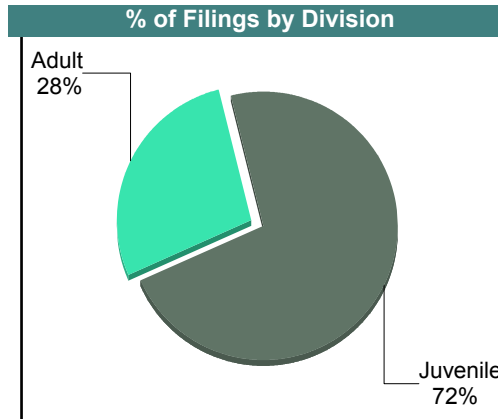



# CASELOAD STATISTICS OF THE JUVENILE & DOMESTIC RELATIONS COURTS

October 2017

**Scott**  
District: 30

		<u>Filings</u>	<u>Hearings</u>	<u>Transactions</u>	<u>Concluded</u>	<u>Cont</u>
<b><u>Adult</u></b>						
Capias	CA	0	9	9	3	6
Felony	CF	1	9	9	2	7
Misdemeanor	CM	13	53	53	16	37
Family Abuse - Prot Order	FP	2	2	2	2	-
Other	OT	0	5	5	4	1
Remand Support	RS	4	4	4	4	-
Show Cause	SC	9	27	27	8	19
Civil Support	VS	12	15	15	8	7
<b>Adult Total</b>		<b>41</b>	<b>124</b>	<b>124</b>	<b>47</b>	<b>77</b>
<b><u>Juvenile</u></b>						
Abuse or Neglect	AN	1	6	6	4	2
Custody Visitation	CV	66	110	110	48	62
Felony	DF	2	24	24	6	18
Misdemeanor	DM	8	11	11	5	6
Foster Care Review	FC	1	1	1	1	-
Initial Foster Care	IF	3	3	3	3	-
Permanency	PH	4	4	4	4	-
Show Cause	SC	2	5	5	2	3
Status	ST	1	5	5	2	3
Traffic	T	14	15	19	5	14
Term Parental Rights	TP	4	4	4	3	1
Truancy	TR	0	1	1	0	1
<b>Juvenile Total</b>		<b>106</b>	<b>189</b>	<b>193</b>	<b>83</b>	<b>110</b>
<b>Scott Totals</b>		<b>147</b>	<b>313</b>	<b>317</b>	<b>130</b>	<b>187</b>



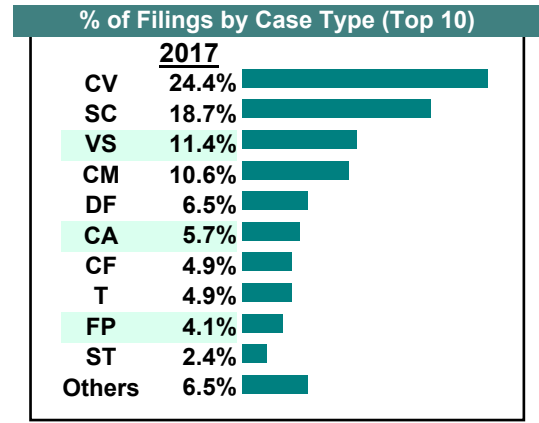
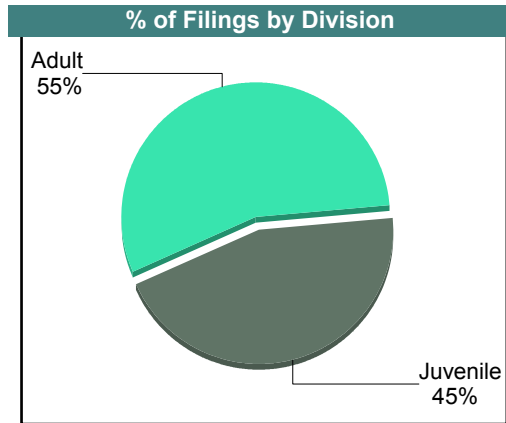
**CASELOAD STATISTICS OF THE JUVENILE & DOMESTIC RELATIONS COURTS**

September 2017

**Scott**  
District: 30

		<u>Filings</u>	<u>Hearings</u>	<u>Transactions</u>	<u>Concluded</u>	<u>Cont</u>
<b><u>Adult</u></b>						
Capias	CA	7	17	17	4	13
Felony	CF	6	24	24	6	18
Misdemeanor	CM	13	47	47	15	32
Family Abuse - Prot Order	FP	5	6	6	6	-
Other	OT	0	15	15	0	15
Remand Support	RS	1	1	1	1	-
Show Cause	SC	22	45	45	8	37
Civil Support	VS	14	24	24	14	10
<b>Adult Total</b>		<b>68</b>	<b>179</b>	<b>179</b>	<b>54</b>	<b>125</b>
<b><u>Juvenile</u></b>						
Abuse or Neglect	AN	0	4	4	0	4
Custody Visitation	CV	30	85	85	34	51
Felony	DF	8	26	26	0	26
Misdemeanor	DM	2	40	40	17	23
Foster Care Review	FC	2	2	2	2	-
Permanency	PH	2	2	2	2	-
Show Cause	SC	1	5	5	1	4
Status	ST	3	14	14	6	8
Traffic	T	6	6	11	9	2
Term Parental Rights	TP	1	1	1	1	-
Truancy	TR	0	1	1	0	1
<b>Juvenile Total</b>		<b>55</b>	<b>186</b>	<b>191</b>	<b>72</b>	<b>119</b>
<b>Scott Totals</b>		<b>123</b>	<b>365</b>	<b>370</b>	<b>126</b>	<b>244</b>

Calendared Filings					
	M	T	W	R	F
Week 1					
Week 2					
Week 3					
Week 4					

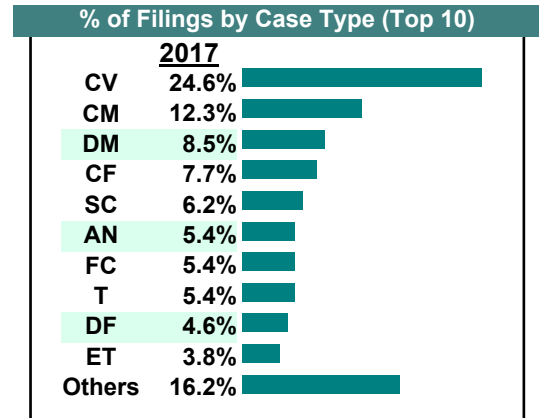
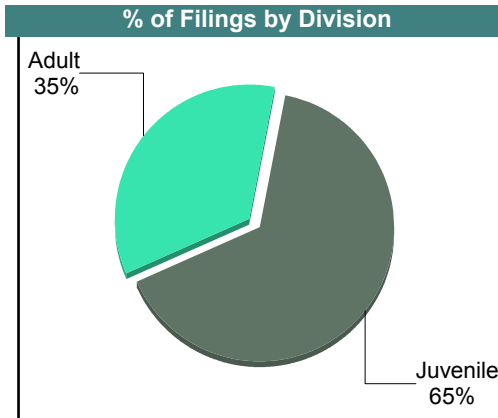
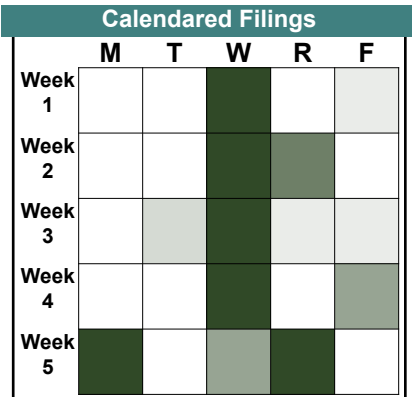


# CASELOAD STATISTICS OF THE JUVENILE & DOMESTIC RELATIONS COURTS

August 2017

**Scott**  
District: 30

		<u>Filings</u>	<u>Hearings</u>	<u>Transactions</u>	<u>Concluded</u>	<u>Cont</u>
<b><u>Adult</u></b>						
Capias	CA	3	14	14	4	10
Felony	CF	10	27	29	9	20
Misdemeanor	CM	16	41	41	10	31
Family Abuse - Prot Order	FP	2	4	4	2	2
Motion - Prot Order	MP	1	2	2	1	1
Remand Support	RS	2	2	2	2	-
Show Cause	SC	7	35	35	7	28
Civil Support	VS	4	15	15	9	6
<b>Adult Total</b>		<b>45</b>	<b>140</b>	<b>142</b>	<b>44</b>	<b>98</b>
<b><u>Juvenile</u></b>						
Abuse or Neglect	AN	7	15	15	3	12
Custody Relief	CR	2	2	2	2	-
Custody Visitation	CV	32	86	86	33	53
Felony	DF	6	24	24	0	24
Misdemeanor	DM	11	18	21	5	16
Entrustment	ET	5	5	5	5	-
Foster Care Review	FC	7	7	7	7	-
Initial Foster Care	IF	1	1	1	1	-
Permanency	PH	1	1	1	1	-
Remand Visitation	RV	2	2	2	2	-
Show Cause	SC	1	3	3	1	2
Status	ST	1	1	1	0	1
Traffic	T	7	13	24	16	8
Term Parental Rights	TP	1	1	1	1	-
Voluntary Continuing Services Agreement	VA	1	1	1	1	-
<b>Juvenile Total</b>		<b>85</b>	<b>180</b>	<b>194</b>	<b>78</b>	<b>116</b>
<b>Scott Totals</b>		<b>130</b>	<b>320</b>	<b>336</b>	<b>122</b>	<b>214</b>

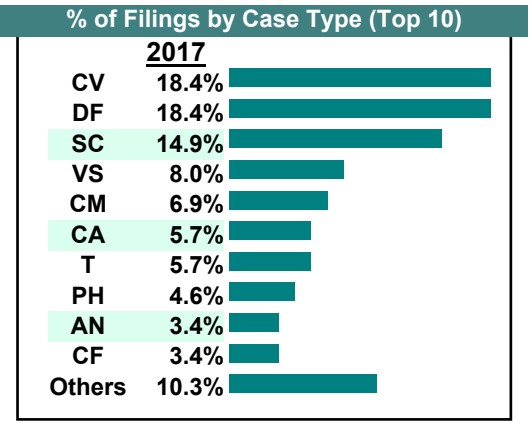
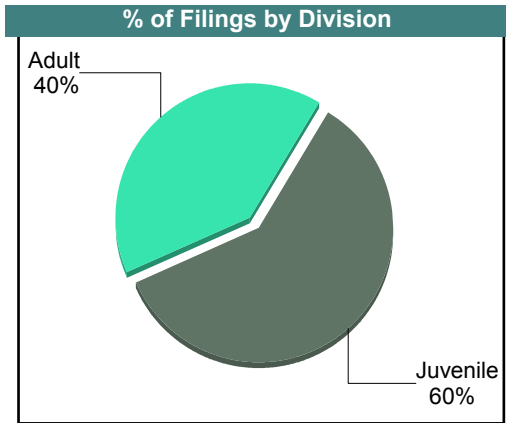
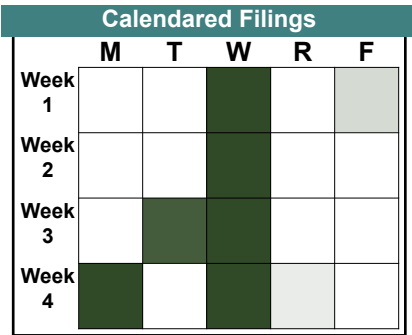


**CASELOAD STATISTICS OF THE JUVENILE & DOMESTIC RELATIONS COURTS**

July 2017

**Scott**  
District: 30

		<u>Filings</u>	<u>Hearings</u>	<u>Transactions</u>	<u>Concluded</u>	<u>Cont</u>
<b>Adult</b>						
Capias	CA	5	11	11	2	9
Felony	CF	3	33	36	5	31
Misdemeanor	CM	6	36	36	7	29
Family Abuse - Prot Order	FP	1	2	2	0	2
Other	OT	1	6	6	1	5
Show Cause	SC	11	29	29	11	18
SL/Other	SL	1	1	1	1	-
Civil Support	VS	7	16	16	9	7
<b>Adult Total</b>		<b>35</b>	<b>134</b>	<b>137</b>	<b>36</b>	<b>101</b>
<b>Juvenile</b>						
Abuse or Neglect	AN	3	5	5	4	1
Custody Visitation	CV	16	69	69	15	54
Felony	DF	16	16	16	0	16
Misdemeanor	DM	2	20	20	0	20
Foster Care Review	FC	3	3	3	3	-
Initial Foster Care	IF	1	1	1	1	-
Permanency	PH	4	5	5	5	-
Show Cause	SC	2	3	3	2	1
Status	ST	0	4	4	2	2
Traffic	T	5	10	13	5	8
<b>Juvenile Total</b>		<b>52</b>	<b>136</b>	<b>139</b>	<b>37</b>	<b>102</b>
<b>Scott Totals</b>		<b>87</b>	<b>270</b>	<b>276</b>	<b>73</b>	<b>203</b>

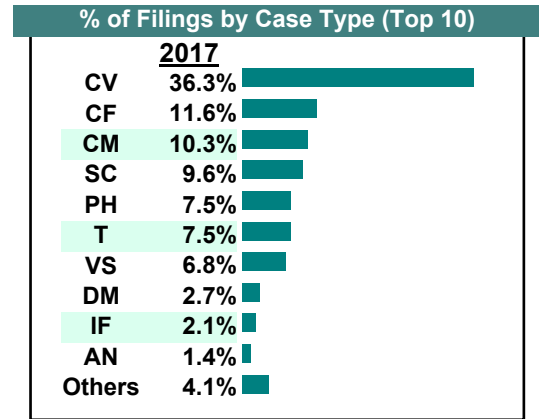
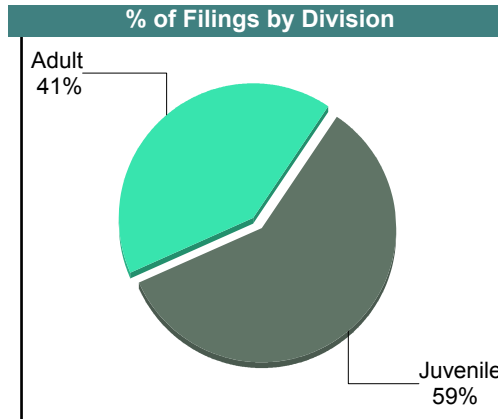
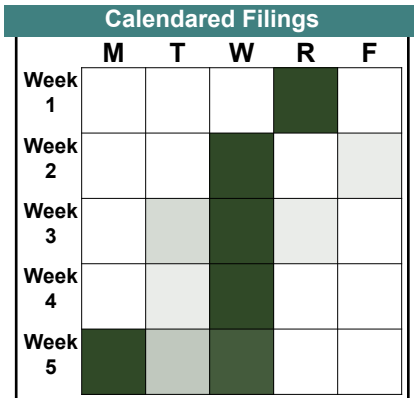


# CASELOAD STATISTICS OF THE JUVENILE & DOMESTIC RELATIONS COURTS

June 2017

**Scott**  
District: 30

		<u>Filings</u>	<u>Hearings</u>	<u>Transactions</u>	<u>Concluded</u>	<u>Cont</u>
<b><u>Adult</u></b>						
Capias	CA	1	8	8	3	5
Felony	CF	17	23	23	1	22
Misdemeanor	CM	15	52	52	13	39
Family Abuse - Prot Order	FP	2	6	6	5	1
Motion - Prot Order	MP	1	1	1	1	-
Other	OT	0	4	4	1	3
Show Cause	SC	14	44	44	11	33
Civil Support	VS	10	18	18	9	9
<b>Adult Total</b>		<b>60</b>	<b>156</b>	<b>156</b>	<b>44</b>	<b>112</b>
<b><u>Juvenile</u></b>						
Abuse or Neglect	AN	2	8	8	5	3
Child in Need of Services	CS	0	1	1	1	-
Custody Visitation	CV	53	137	137	64	73
Felony	DF	0	4	4	1	3
Misdemeanor	DM	4	20	20	4	16
Foster Care Review	FC	2	2	2	2	-
Initial Foster Care	IF	3	3	3	3	-
Permanency	PH	11	11	11	11	-
Show Cause	SC	0	2	2	0	2
Status	ST	0	5	5	2	3
Traffic	T	11	12	17	10	7
Truancy	TR	0	1	1	1	-
<b>Juvenile Total</b>		<b>86</b>	<b>206</b>	<b>211</b>	<b>104</b>	<b>107</b>
<b>Scott Totals</b>		<b>146</b>	<b>362</b>	<b>367</b>	<b>148</b>	<b>219</b>

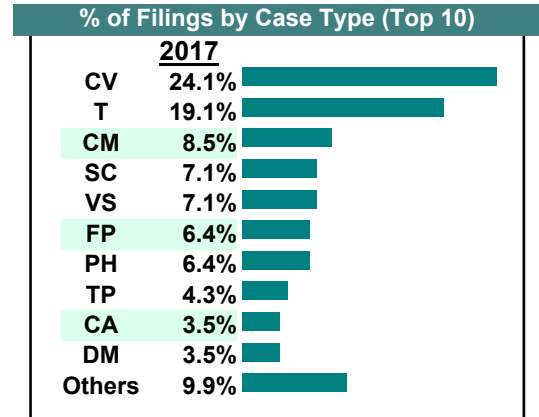
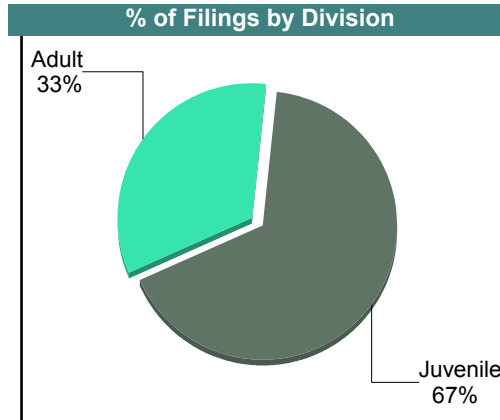
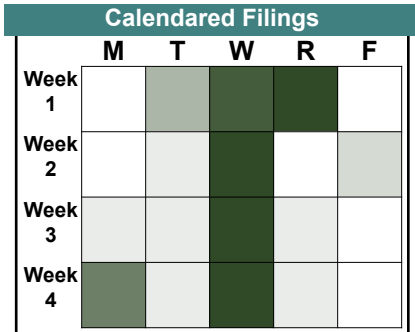


**CASELOAD STATISTICS OF THE JUVENILE & DOMESTIC RELATIONS COURTS**

May 2017

**Scott**  
District: 30

		<u>Filings</u>	<u>Hearings</u>	<u>Transactions</u>	<u>Concluded</u>	<u>Cont</u>
<b>Adult</b>						
Capias	CA	5	8	8	0	8
Felony	CF	1	8	8	2	6
Misdemeanor	CM	12	50	50	8	42
Family Abuse - Prot Order	FP	9	12	12	7	5
Other	OT	0	7	7	0	7
Show Cause	SC	9	34	34	9	25
SL/Other	SL	1	1	1	1	-
Civil Support	VS	10	22	22	10	12
<b>Adult Total</b>		<b>47</b>	<b>142</b>	<b>142</b>	<b>37</b>	<b>105</b>
<b>Juvenile</b>						
Abuse or Neglect	AN	4	18	18	12	6
Custody Visitation	CV	34	76	76	33	43
Felony	DF	0	12	12	8	4
Misdemeanor	DM	5	34	36	11	25
Entrustment	ET	1	1	1	1	-
Foster Care Review	FC	1	1	1	1	-
Initial Foster Care	IF	5	5	5	5	-
Permanency	PH	9	9	9	9	-
Show Cause	SC	1	2	2	0	2
Status	ST	1	9	9	2	7
Traffic	T	27	34	35	21	14
Term Parental Rights	TP	6	6	6	6	-
Truancy	TR	0	4	4	2	2
<b>Juvenile Total</b>		<b>94</b>	<b>211</b>	<b>214</b>	<b>111</b>	<b>103</b>
<b>Scott Totals</b>		<b>141</b>	<b>353</b>	<b>356</b>	<b>148</b>	<b>208</b>

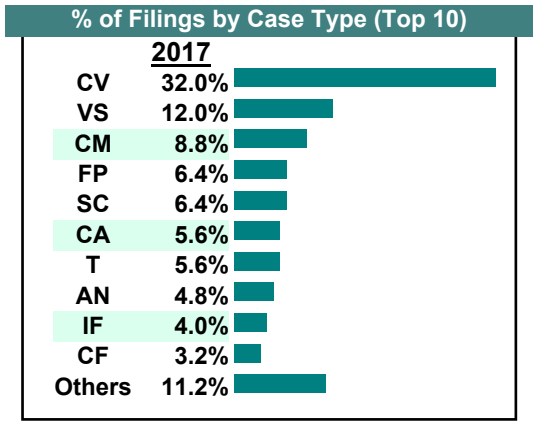
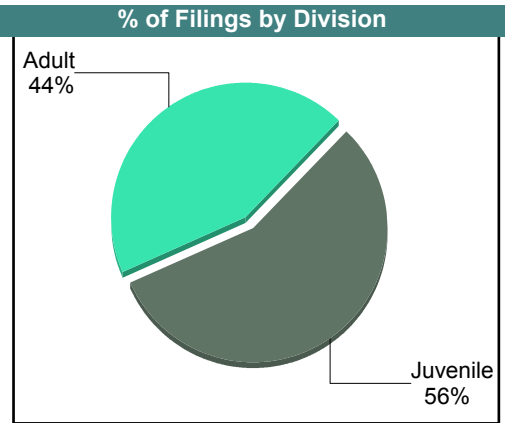
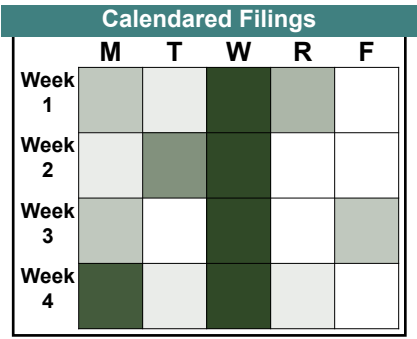


**CASELOAD STATISTICS OF THE JUVENILE & DOMESTIC RELATIONS COURTS**

April 2017

**Scott**  
District: 30

		<u>Filings</u>	<u>Hearings</u>	<u>Transactions</u>	<u>Concluded</u>	<u>Cont</u>
<b>Adult</b>						
Capias	CA	7	13	13	7	6
Felony	CF	4	15	15	6	9
Misdemeanor	CM	11	41	41	18	23
Family Abuse - Prot Order	FP	8	11	11	6	5
Motion - Prot Order	MP	1	3	3	2	1
Other	OT	0	7	7	0	7
Remand Support	RS	1	1	1	1	-
Show Cause	SC	8	30	30	9	21
Civil Support	VS	15	19	19	10	9
<b>Adult Total</b>		<b>55</b>	<b>140</b>	<b>140</b>	<b>59</b>	<b>81</b>
<b>Juvenile</b>						
Abuse or Neglect	AN	6	27	27	7	20
Custody Relief	CR	2	4	4	2	2
Child in Need of Services	CS	0	1	1	0	1
Custody Visitation	CV	40	90	90	36	54
Felony	DF	0	5	5	0	5
Misdemeanor	DM	2	34	35	2	33
Foster Care Review	FC	1	1	1	1	-
Initial Foster Care	IF	5	5	5	5	-
Petition	PT	1	1	1	1	-
Remand Visitation	RV	1	1	1	1	-
Show Cause	SC	0	2	2	0	2
Status	ST	4	9	9	3	6
Traffic	T	7	16	21	11	10
Truancy	TR	0	2	2	1	1
Voluntary Continuing Services Agreement	VA	1	1	1	1	-
<b>Juvenile Total</b>		<b>70</b>	<b>199</b>	<b>205</b>	<b>71</b>	<b>134</b>
<b>Scott Totals</b>		<b>125</b>	<b>339</b>	<b>345</b>	<b>130</b>	<b>215</b>



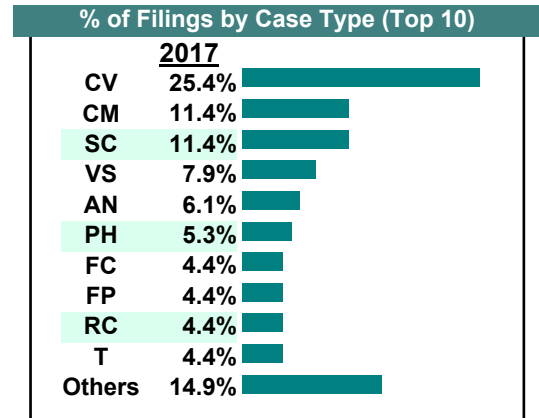
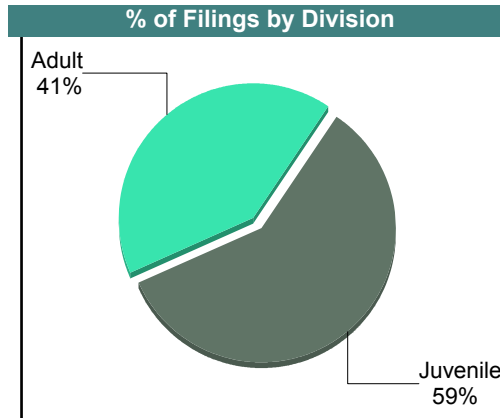
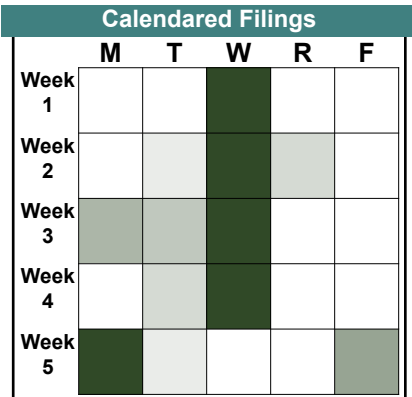


# CASELOAD STATISTICS OF THE JUVENILE & DOMESTIC RELATIONS COURTS

March 2017

**Scott**  
District: 30

		<u>Filings</u>	<u>Hearings</u>	<u>Transactions</u>	<u>Concluded</u>	<u>Cont</u>
<b><u>Adult</u></b>						
Capias	CA	2	11	11	6	5
Felony	CF	1	13	14	5	9
Misdemeanor	CM	13	60	60	26	34
Family Abuse - Prot Order	FP	5	9	9	6	3
Motion - Prot Order	MP	2	2	2	1	1
Other	OT	0	9	9	0	9
Remand Support	RS	3	3	3	3	-
Show Cause	SC	12	39	39	15	24
Civil Support	VS	9	16	16	11	5
<b>Adult Total</b>		<b>47</b>	<b>162</b>	<b>163</b>	<b>73</b>	<b>90</b>
<b><u>Juvenile</u></b>						
Abuse or Neglect	AN	7	24	24	4	20
Child in Need of Services	CS	0	2	2	0	2
Custody Visitation	CV	29	79	79	23	56
Felony	DF	0	7	7	1	6
Misdemeanor	DM	4	51	54	10	44
Foster Care Review	FC	5	5	5	5	-
Initial Foster Care	IF	3	3	3	3	-
Permanency	PH	6	6	6	6	-
Petition	PT	1	2	2	2	-
Remand Custody	RC	5	5	5	5	-
Show Cause	SC	1	2	2	0	2
Status	ST	0	3	3	0	3
Traffic	T	5	9	16	10	6
Truancy	TR	1	4	4	1	3
<b>Juvenile Total</b>		<b>67</b>	<b>202</b>	<b>212</b>	<b>70</b>	<b>142</b>
<b>Scott Totals</b>		<b>114</b>	<b>364</b>	<b>375</b>	<b>143</b>	<b>232</b>

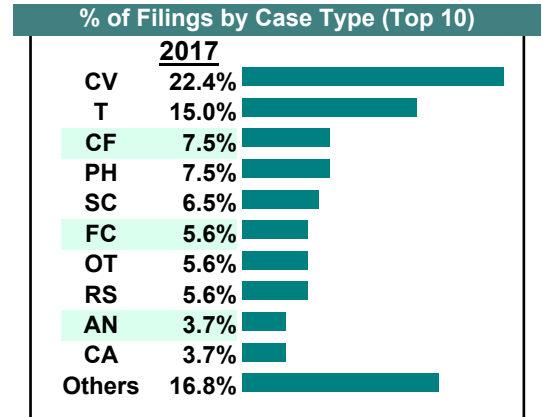
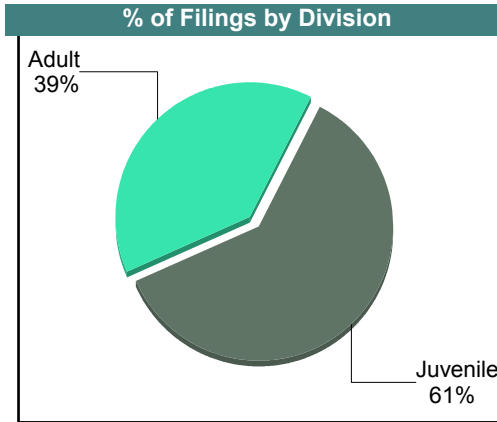
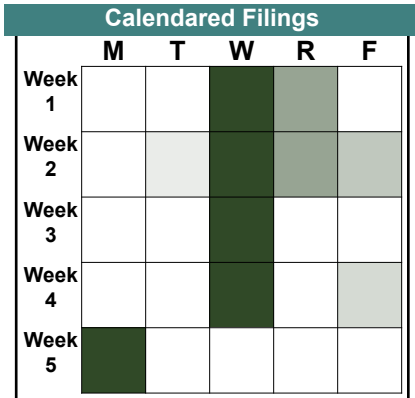


# CASELOAD STATISTICS OF THE JUVENILE & DOMESTIC RELATIONS COURTS

February 2017

**Scott**  
District: 30

		<u>Filings</u>	<u>Hearings</u>	<u>Transactions</u>	<u>Concluded</u>	<u>Cont</u>
<b><u>Adult</u></b>						
Capias	CA	4	10	10	3	7
Felony	CF	8	50	50	28	22
Misdemeanor	CM	2	46	46	17	29
Family Abuse - Prot Order	FP	4	9	9	8	1
Motion - Prot Order	MP	1	1	1	1	-
Other	OT	6	7	7	0	7
Remand Support	RS	6	6	6	6	-
Show Cause	SC	7	30	30	7	23
Civil Support	VS	4	9	9	3	6
<b>Adult Total</b>		<b>42</b>	<b>168</b>	<b>168</b>	<b>73</b>	<b>95</b>
<b><u>Juvenile</u></b>						
Abuse or Neglect	AN	4	9	9	1	8
Custody Visitation	CV	24	61	61	14	47
Felony	DF	0	11	11	0	11
Misdemeanor	DM	4	15	16	3	13
Foster Care Review	FC	6	6	6	6	-
Permanency	PH	8	9	9	8	1
Petition	PT	0	2	2	1	1
Show Cause	SC	0	2	2	0	2
Status	ST	1	7	7	3	4
Traffic	T	16	20	22	12	10
Term Parental Rights	TP	2	4	4	4	-
Truancy	TR	0	2	2	1	1
<b>Juvenile Total</b>		<b>65</b>	<b>148</b>	<b>151</b>	<b>53</b>	<b>98</b>
<b>Scott Totals</b>		<b>107</b>	<b>316</b>	<b>319</b>	<b>126</b>	<b>193</b>

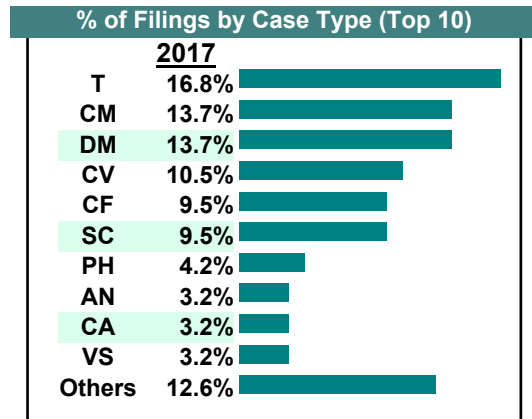
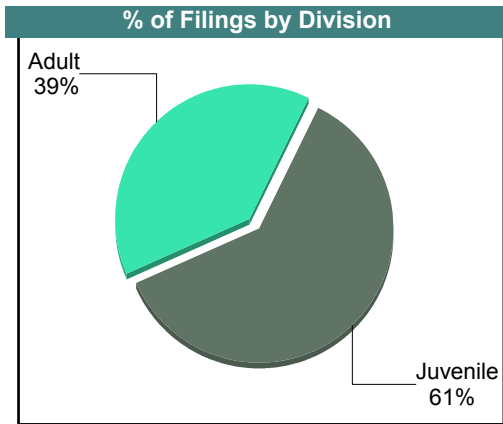
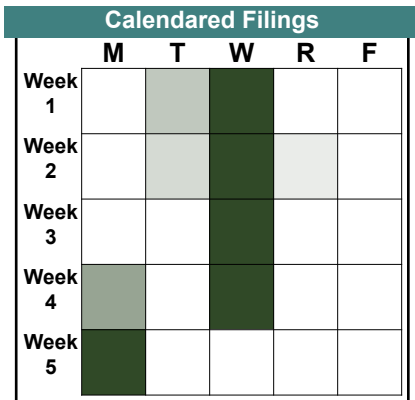


# CASELOAD STATISTICS OF THE JUVENILE & DOMESTIC RELATIONS COURTS

January 2017

**Scott**  
District: 30

		<u>Filings</u>	<u>Hearings</u>	<u>Transactions</u>	<u>Concluded</u>	<u>Cont</u>
<b><u>Adult</u></b>						
Capias	CA	3	8	8	3	5
Felony	CF	9	24	24	5	19
Misdemeanor	CM	13	36	36	9	27
Family Abuse - Prot Order	FP	1	4	4	3	1
Motion - Prot Order	MP	1	1	1	1	-
Other	OT	0	6	6	0	6
Show Cause	SC	7	30	30	12	18
Civil Support	VS	3	17	17	13	4
<b>Adult Total</b>		<b>37</b>	<b>126</b>	<b>126</b>	<b>46</b>	<b>80</b>
<b><u>Juvenile</u></b>						
Abuse or Neglect	AN	3	9	9	1	8
Custody Visitation	CV	10	43	43	11	32
Felony	DF	2	4	4	0	4
Misdemeanor	DM	13	45	46	12	34
Foster Care Review	FC	2	2	2	2	-
Initial Foster Care	IF	2	2	2	2	-
Permanency	PH	4	4	4	4	-
Petition	PT	1	2	2	1	1
Show Cause	SC	2	3	3	0	3
Status	ST	1	15	15	3	12
Traffic	T	16	13	19	9	10
Term Parental Rights	TP	2	2	2	0	2
Truancy	TR	0	8	8	2	6
<b>Juvenile Total</b>		<b>58</b>	<b>152</b>	<b>159</b>	<b>47</b>	<b>112</b>
<b>Scott Totals</b>		<b>95</b>	<b>278</b>	<b>285</b>	<b>93</b>	<b>192</b>



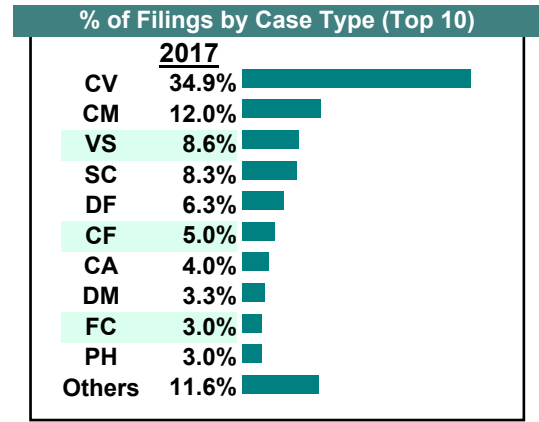
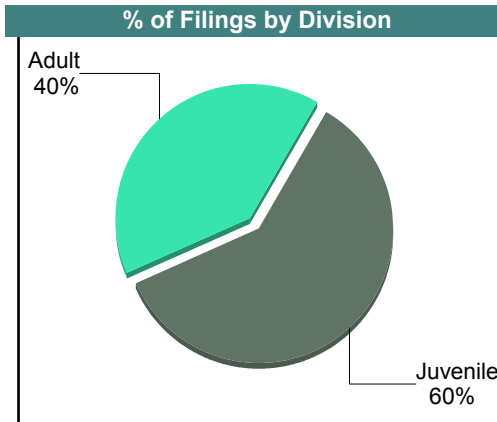
# CASELOAD STATISTICS OF THE JUVENILE & DOMESTIC RELATIONS COURTS

December 2017

**Wise**  
District: 30

		<u>Filings</u>	<u>Hearings</u>	<u>Transactions</u>	<u>Concluded</u>	<u>Cont</u>
<b><u>Adult</u></b>						
Capias	CA	12	25	25	12	13
Felony	CF	15	46	46	16	30
Misdemeanor	CM	36	98	98	26	72
Family Abuse - Prot Order	FP	5	10	10	4	6
Other	OT	1	31	31	0	31
Show Cause	SC	25	93	93	33	60
Civil Support	VS	26	51	51	23	25
<b>Adult Total</b>		<b>120</b>	<b>354</b>	<b>354</b>	<b>114</b>	<b>237</b>
<b><u>Juvenile</u></b>						
Abuse or Neglect	AN	7	22	22	8	14
Child in Need of Services	CS	1	3	3	1	2
Custody Visitation	CV	105	222	222	88	133
Felony	DF	19	28	28	1	27
Misdemeanor	DM	10	58	58	18	40
Emancipation	EP	2	2	2	2	-
Entrustment	ET	7	7	7	7	-
Foster Care Review	FC	9	9	9	8	1
Initial Foster Care	IF	3	3	3	3	-
Permanency	PH	9	9	9	9	-
Child at Risk	RI	2	4	4	2	2
Show Cause	SC	0	1	1	0	1
Status	ST	0	15	15	1	14
Traffic	T	2	9	9	7	2
Term Parental Rights	TP	5	6	6	4	2
<b>Juvenile Total</b>		<b>181</b>	<b>398</b>	<b>398</b>	<b>159</b>	<b>238</b>
<b>Wise Totals</b>		<b>301</b>	<b>752</b>	<b>752</b>	<b>273</b>	<b>475</b>

Calendared Filings					
	M	T	W	R	F
Week 1					
Week 2					
Week 3					
Week 4					
Week 5					

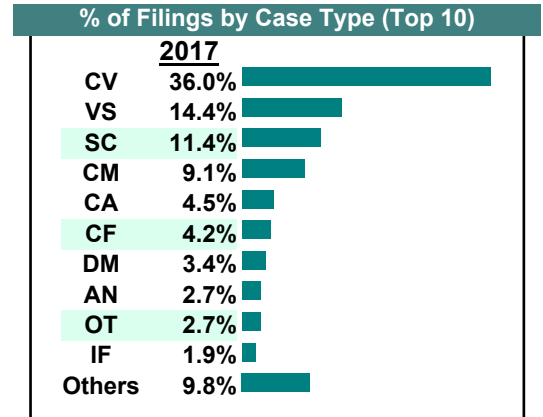
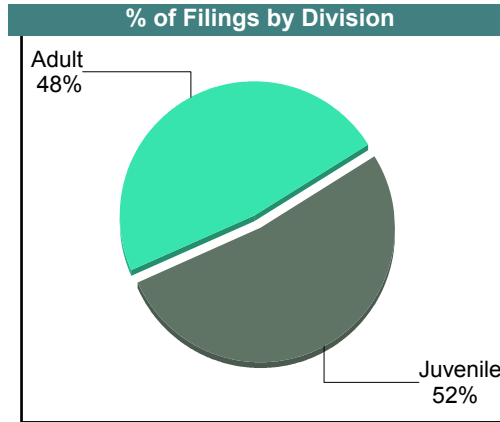
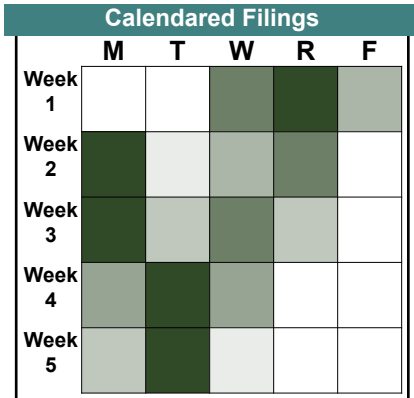


# CASELOAD STATISTICS OF THE JUVENILE & DOMESTIC RELATIONS COURTS

November 2017

**Wise**  
District: 30

		<u>Filings</u>	<u>Hearings</u>	<u>Transactions</u>	<u>Concluded</u>	<u>Cont</u>
<b><u>Adult</u></b>						
Capias	CA	12	22	22	8	14
Felony	CF	11	24	24	5	19
Misdemeanor	CM	24	89	89	26	61
Family Abuse - Prot Order	FP	4	12	12	7	5
Motion - Prot Order	MP	1	1	1	1	-
Other	OT	7	25	25	4	21
Show Cause	SC	28	111	111	24	87
SL/Other	SL	1	1	1	1	-
Civil Support	VS	38	59	59	29	30
<b>Adult Total</b>		<b>126</b>	<b>344</b>	<b>344</b>	<b>105</b>	<b>237</b>
<b><u>Juvenile</u></b>						
Abuse or Neglect	AN	7	17	17	3	14
Child in Need of Services	CS	0	4	4	0	4
Custody Visitation	CV	95	198	198	78	120
Felony	DF	2	12	12	2	10
Misdemeanor	DM	9	80	80	23	57
Foster Care Review	FC	4	4	4	4	-
Initial Foster Care	IF	5	5	5	5	-
Permanency	PH	3	4	4	3	1
Show Cause	SC	2	4	4	3	1
Status	ST	3	21	21	3	18
Traffic	T	5	7	7	2	5
Term Parental Rights	TP	3	5	5	0	5
<b>Juvenile Total</b>		<b>138</b>	<b>361</b>	<b>361</b>	<b>126</b>	<b>235</b>
<b>Wise Totals</b>		<b>264</b>	<b>705</b>	<b>705</b>	<b>231</b>	<b>472</b>

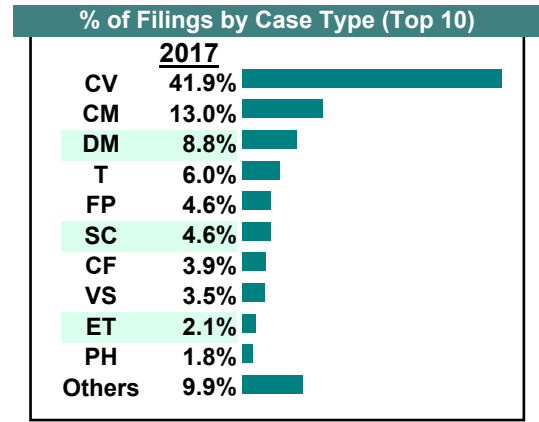
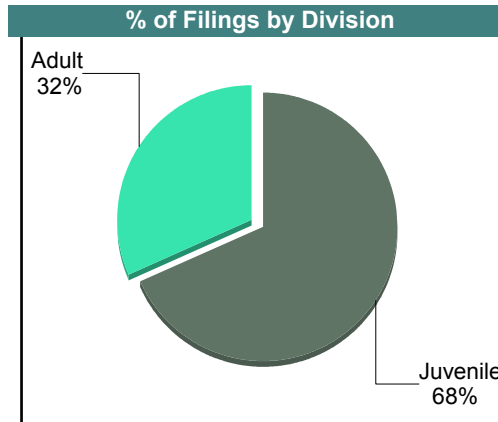



# CASELOAD STATISTICS OF THE JUVENILE & DOMESTIC RELATIONS COURTS

October 2017

**Wise**  
District: 30

		<u>Filings</u>	<u>Hearings</u>	<u>Transactions</u>	<u>Concluded</u>	<u>Cont</u>
<b>Adult</b>						
Non-Family Abuse Prot Order	AP	1	2	2	1	1
Capias	CA	4	11	11	5	6
Felony	CF	11	35	35	9	26
Misdemeanor	CM	37	99	99	27	72
Family Abuse - Prot Order	FP	13	22	22	10	12
Other	OT	2	49	49	15	34
Show Cause	SC	12	43	43	13	30
Civil Support	VS	10	20	20	12	8
<b>Adult Total</b>		<b>90</b>	<b>281</b>	<b>281</b>	<b>92</b>	<b>189</b>
<b>Juvenile</b>						
Abuse or Neglect	AN	4	14	14	5	9
Custody Relief	CR	0	1	1	0	1
Child in Need of Services	CS	2	5	5	1	4
Custody Visitation	CV	119	236	236	111	125
Felony	DF	2	18	18	2	16
Misdemeanor	DM	25	66	66	12	54
Entrustment	ET	6	9	9	6	3
Foster Care Review	FC	3	3	3	3	-
Initial Foster Care	IF	2	2	2	2	-
Permanency	PH	5	5	5	5	-
Show Cause	SC	1	2	2	1	1
Status	ST	5	33	33	5	28
Traffic	T	17	18	21	11	10
Term Parental Rights	TP	3	6	6	3	3
<b>Juvenile Total</b>		<b>194</b>	<b>418</b>	<b>421</b>	<b>167</b>	<b>254</b>
<b>Wise Totals</b>		<b>284</b>	<b>699</b>	<b>702</b>	<b>259</b>	<b>443</b>

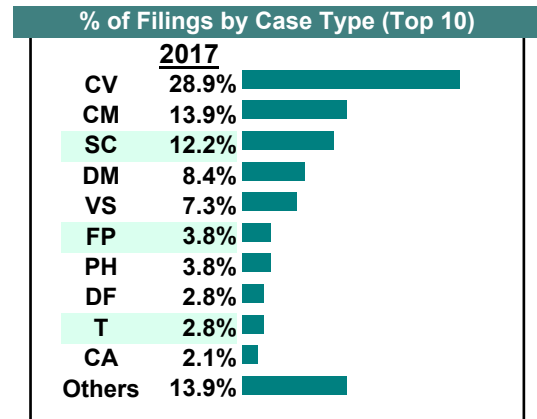
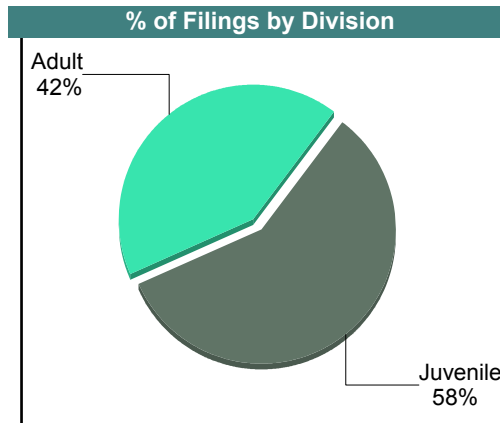
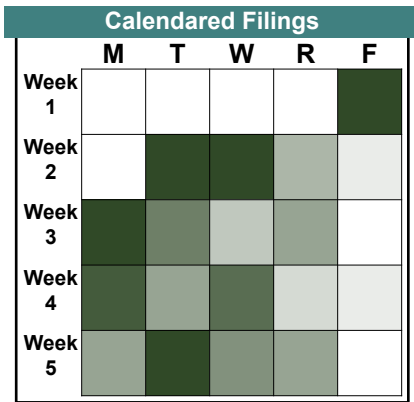


**CASELOAD STATISTICS OF THE JUVENILE & DOMESTIC RELATIONS COURTS**

September 2017

**Wise**  
District: 30

		<u>Filings</u>	<u>Hearings</u>	<u>Transactions</u>	<u>Concluded</u>	<u>Cont</u>
<b><u>Adult</u></b>						
Non-Family Abuse Prot Order	AP	1	2	2	1	1
Capias	CA	6	20	20	6	14
Felony	CF	6	21	21	4	17
Misdemeanor	CM	40	120	120	29	91
Family Abuse - Prot Order	FP	11	25	25	14	11
Motion - Prot Order	MP	2	2	2	2	-
Other	OT	1	47	47	7	40
Show Cause	SC	32	101	101	27	74
Civil Support	VS	21	47	47	30	17
<b>Adult Total</b>		<b>120</b>	<b>385</b>	<b>385</b>	<b>120</b>	<b>265</b>
<b><u>Juvenile</u></b>						
Abuse or Neglect	AN	3	12	12	2	10
Custody Relief	CR	4	4	4	3	1
Child in Need of Services	CS	2	7	7	3	4
Custody Visitation	CV	83	254	254	111	143
Felony	DF	8	18	18	0	18
Misdemeanor	DM	24	98	98	21	77
Emancipation	EP	1	1	1	1	-
Entrustment	ET	3	3	3	3	-
Foster Care Review	FC	3	3	3	3	-
Initial Foster Care	IF	3	3	3	3	-
Permanency	PH	11	12	12	11	1
Child at Risk	RI	5	12	12	7	5
Show Cause	SC	3	5	5	3	2
Status	ST	5	28	28	7	21
Traffic	T	8	15	17	13	4
Term Parental Rights	TP	1	5	5	4	1
<b>Juvenile Total</b>		<b>167</b>	<b>480</b>	<b>482</b>	<b>195</b>	<b>287</b>
<b>Wise Totals</b>		<b>287</b>	<b>865</b>	<b>867</b>	<b>315</b>	<b>552</b>

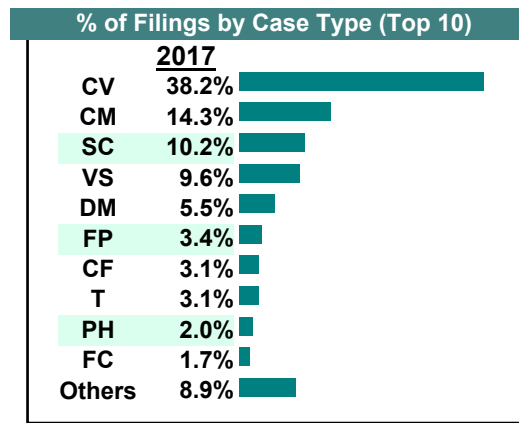
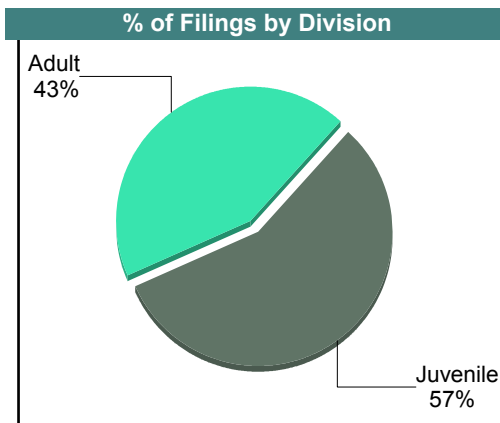



**CASELOAD STATISTICS OF THE JUVENILE & DOMESTIC RELATIONS COURTS**

**August 2017**

**Wise**  
District: 30

		<u>Filings</u>	<u>Hearings</u>	<u>Transactions</u>	<u>Concluded</u>	<u>Cont</u>
<b><u>Adult</u></b>						
Non-Family Abuse Prot Order	AP	2	4	4	2	2
Capias	CA	3	10	10	6	4
Felony	CF	9	38	38	9	29
Misdemeanor	CM	42	105	105	27	78
Family Abuse - Prot Order	FP	10	20	20	9	11
Motion - Prot Order	MP	0	1	1	1	-
Other	OT	0	6	6	0	6
Remand Support	RS	2	2	2	2	-
Show Cause	SC	30	75	75	16	59
SL/Other	SL	1	1	1	1	-
Civil Support	VS	28	44	44	21	23
<b>Adult Total</b>		<b>127</b>	<b>306</b>	<b>306</b>	<b>94</b>	<b>212</b>
<b><u>Juvenile</u></b>						
Abuse or Neglect	AN	4	12	12	6	6
Child in Need of Services	CS	1	8	8	1	7
Custody Visitation	CV	112	257	257	101	156
Felony	DF	0	5	5	1	4
Misdemeanor	DM	16	85	85	23	62
Entrustment	ET	2	2	2	2	-
Foster Care Review	FC	5	5	5	5	-
Initial Foster Care	IF	4	4	4	4	-
Permanency	PH	6	7	7	6	1
Child at Risk	RI	2	7	7	4	3
Show Cause	SC	0	2	2	0	2
Status	ST	3	9	9	1	8
Traffic	T	9	12	13	10	3
Term Parental Rights	TP	2	7	7	2	5
<b>Juvenile Total</b>		<b>166</b>	<b>422</b>	<b>423</b>	<b>166</b>	<b>257</b>
<b>Wise Totals</b>		<b>293</b>	<b>728</b>	<b>729</b>	<b>260</b>	<b>469</b>



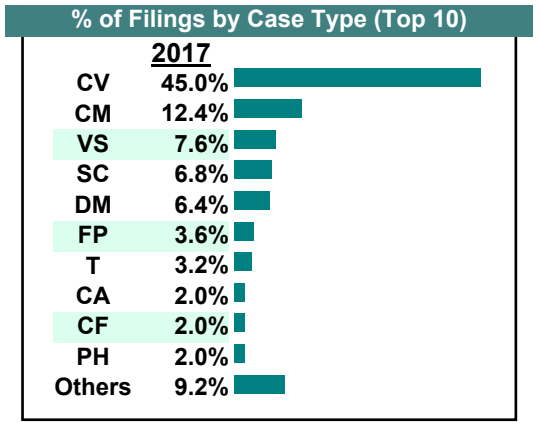
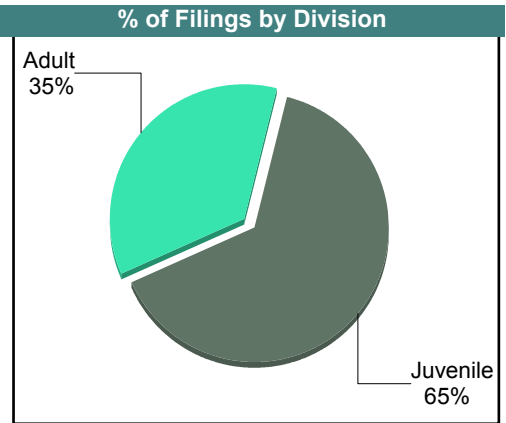



# CASELOAD STATISTICS OF THE JUVENILE & DOMESTIC RELATIONS COURTS

July 2017

**Wise**  
District: 30

		<u>Filings</u>	<u>Hearings</u>	<u>Transactions</u>	<u>Concluded</u>	<u>Cont</u>
<b>Adult</b>						
Non-Family Abuse Prot Order	AP	3	3	3	3	-
Capias	CA	5	17	17	13	4
Felony	CF	5	21	21	7	14
Misdemeanor	CM	31	110	110	58	52
Family Abuse - Prot Order	FP	9	25	25	14	11
Motion - Prot Order	MP	2	2	2	1	1
Show Cause	SC	14	61	61	24	37
SL/Other	SL	1	1	1	1	-
Civil Support	VS	19	46	46	26	20
<b>Adult Total</b>		<b>89</b>	<b>286</b>	<b>286</b>	<b>147</b>	<b>139</b>
<b>Juvenile</b>						
Abuse or Neglect	AN	3	14	14	6	8
Child in Need of Services	CS	0	3	3	0	3
Custody Visitation	CV	113	220	220	90	130
Felony	DF	2	16	16	2	14
Misdemeanor	DM	16	93	93	24	69
Entrustment	ET	0	2	2	2	-
Foster Care Review	FC	4	4	4	4	-
Initial Foster Care	IF	4	4	4	4	-
Permanency	PH	5	8	8	5	3
RR	RR	0	1	1	1	-
Show Cause	SC	3	3	3	3	-
Status	ST	0	2	2	0	2
Traffic	T	8	11	11	4	7
Term Parental Rights	TP	4	6	6	4	2
<b>Juvenile Total</b>		<b>162</b>	<b>387</b>	<b>387</b>	<b>149</b>	<b>238</b>
<b>Wise Totals</b>		<b>251</b>	<b>673</b>	<b>673</b>	<b>296</b>	<b>377</b>

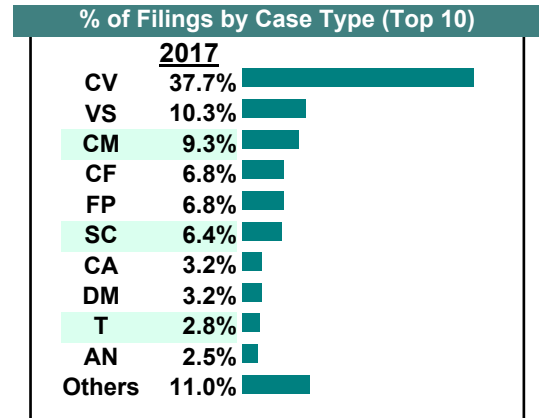
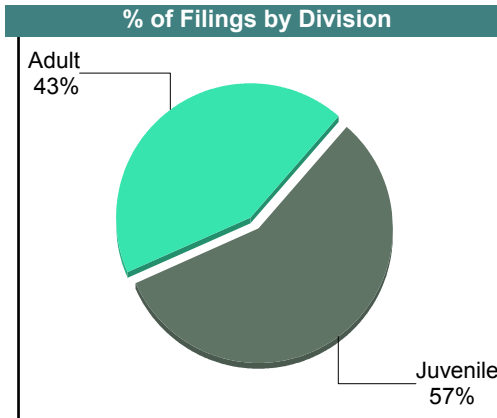
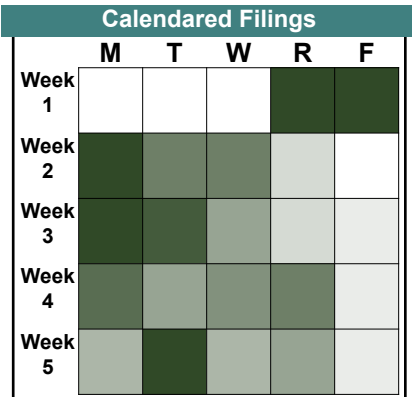


# CASELOAD STATISTICS OF THE JUVENILE & DOMESTIC RELATIONS COURTS

June 2017

**Wise**  
District: 30

		<u>Filings</u>	<u>Hearings</u>	<u>Transactions</u>	<u>Concluded</u>	<u>Cont</u>
<b><u>Adult</u></b>						
Capias	CA	9	26	26	12	14
Felony	CF	19	47	47	14	33
Misdemeanor	CM	26	88	88	35	53
Family Abuse - Prot Order	FP	19	32	32	12	20
Motion - Prot Order	MP	2	2	2	2	-
Other	OT	0	13	13	0	13
Show Cause	SC	17	91	91	28	63
Civil Support	VS	29	49	49	26	23
<b>Adult Total</b>		<b>121</b>	<b>348</b>	<b>348</b>	<b>129</b>	<b>219</b>
<b><u>Juvenile</u></b>						
Abuse or Neglect	AN	7	21	21	6	15
Child in Need of Services	CS	1	9	9	2	7
Custody Visitation	CV	106	249	249	89	160
Felony	DF	0	18	18	10	8
Misdemeanor	DM	9	103	103	23	80
Entrustment	ET	4	4	4	2	2
Foster Care Review	FC	6	6	6	6	-
Initial Foster Care	IF	6	6	6	6	-
Permanency	PH	6	6	6	6	-
Child at Risk	RI	1	2	2	1	1
RR	RR	1	1	1	0	1
Show Cause	SC	1	2	2	1	1
Status	ST	0	11	11	1	10
Traffic	T	8	10	10	8	2
Term Parental Rights	TP	4	8	8	3	5
<b>Juvenile Total</b>		<b>160</b>	<b>456</b>	<b>456</b>	<b>164</b>	<b>292</b>
<b>Wise Totals</b>		<b>281</b>	<b>804</b>	<b>804</b>	<b>293</b>	<b>511</b>

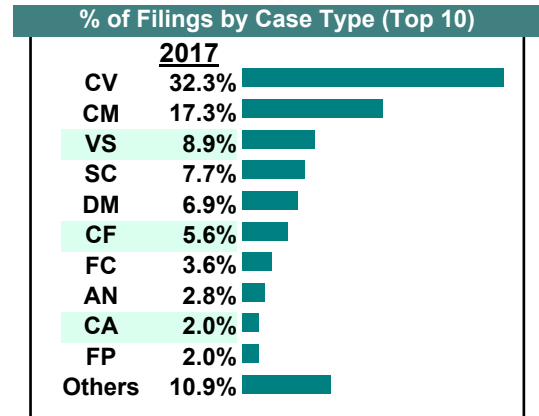
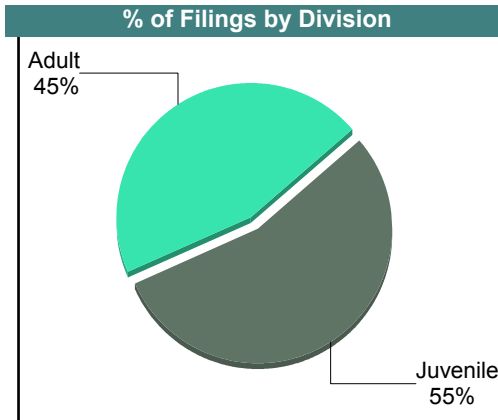
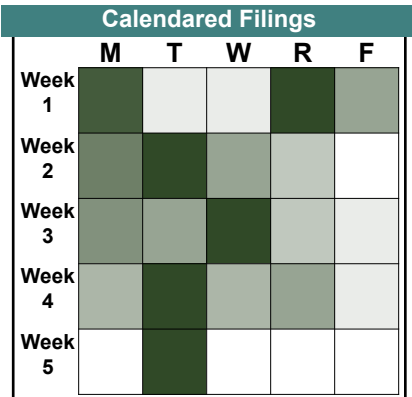


# CASELOAD STATISTICS OF THE JUVENILE & DOMESTIC RELATIONS COURTS

May 2017

**Wise**  
District: 30

		<u>Filings</u>	<u>Hearings</u>	<u>Transactions</u>	<u>Concluded</u>	<u>Cont</u>
<b><u>Adult</u></b>						
Capias	CA	5	20	20	8	12
Felony	CF	14	32	32	8	24
Misdemeanor	CM	43	135	135	31	104
Family Abuse - Prot Order	FP	5	10	10	4	6
Other	OT	4	56	56	2	54
Show Cause	SC	17	66	66	27	39
SL/Other	SL	2	2	2	2	-
Civil Support	VS	22	33	33	15	18
<b>Adult Total</b>		<b>112</b>	<b>354</b>	<b>354</b>	<b>97</b>	<b>257</b>
<b><u>Juvenile</u></b>						
Abuse or Neglect	AN	7	21	21	6	15
Custody Relief	CR	1	1	1	1	-
Child in Need of Services	CS	2	5	5	1	4
Custody Visitation	CV	80	184	184	63	121
Felony	DF	1	24	24	5	19
Misdemeanor	DM	17	125	125	18	107
Foster Care Review	FC	9	9	9	9	-
Initial Foster Care	IF	3	3	3	3	-
Permanency	PH	3	3	3	3	-
Petition	PT	1	1	1	1	-
Child at Risk	RI	3	12	12	3	9
Show Cause	SC	2	5	5	3	2
Status	ST	2	48	48	12	36
Traffic	T	5	8	8	4	4
Term Parental Rights	TP	0	2	2	0	2
<b>Juvenile Total</b>		<b>136</b>	<b>451</b>	<b>451</b>	<b>132</b>	<b>319</b>
<b>Wise Totals</b>		<b>248</b>	<b>805</b>	<b>805</b>	<b>229</b>	<b>576</b>

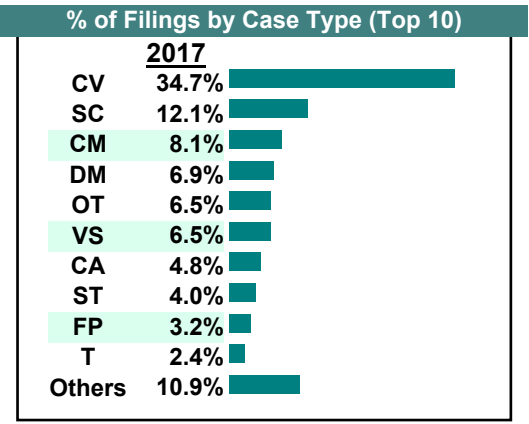
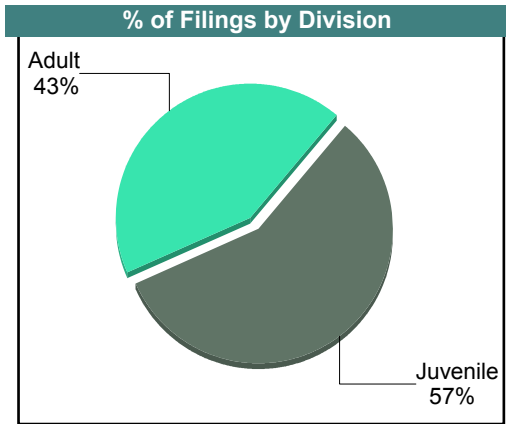
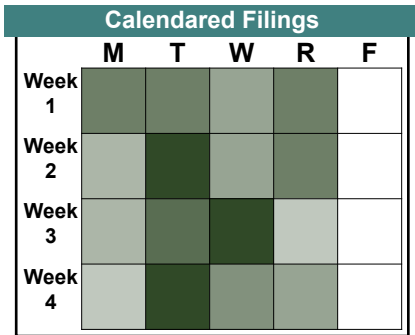


**CASELOAD STATISTICS OF THE JUVENILE & DOMESTIC RELATIONS COURTS**

April 2017

**Wise**  
District: 30

		<u>Filings</u>	<u>Hearings</u>	<u>Transactions</u>	<u>Concluded</u>	<u>Cont</u>
<b><u>Adult</u></b>						
Capias	CA	12	31	31	8	23
Felony	CF	4	25	25	8	17
Misdemeanor	CM	20	86	86	41	45
Family Abuse - Prot Order	FP	8	19	19	11	7
Motion - Prot Order	MP	2	2	2	2	-
Other	OT	16	40	40	1	39
Show Cause	SC	28	93	93	27	64
Civil Support	VS	16	40	40	18	21
<b>Adult Total</b>		<b>106</b>	<b>336</b>	<b>336</b>	<b>116</b>	<b>216</b>
<b><u>Juvenile</u></b>						
Abuse or Neglect	AN	4	23	23	10	13
Custody Relief	CR	1	2	2	2	-
Child in Need of Services	CS	0	6	6	2	4
Custody Visitation	CV	86	184	184	83	101
Felony	DF	0	21	21	0	21
Misdemeanor	DM	17	97	97	16	81
Foster Care Review	FC	3	3	3	3	-
Initial Foster Care	IF	3	3	3	3	-
Permanency	PH	2	2	2	2	-
Child at Risk	RI	4	6	6	2	4
Show Cause	SC	2	3	3	1	2
Status	ST	10	22	22	0	22
Traffic	T	6	13	13	12	1
Term Parental Rights	TP	4	4	4	1	3
<b>Juvenile Total</b>		<b>142</b>	<b>389</b>	<b>389</b>	<b>137</b>	<b>252</b>
<b>Wise Totals</b>		<b>248</b>	<b>725</b>	<b>725</b>	<b>253</b>	<b>468</b>

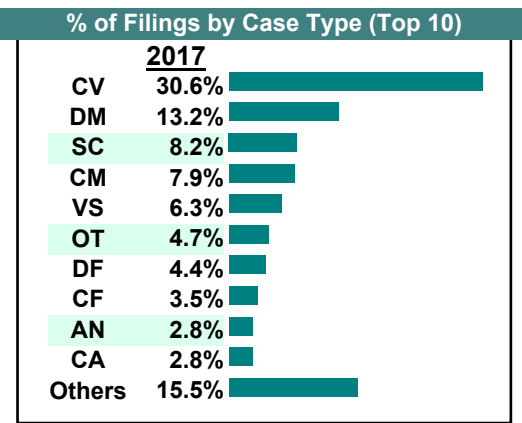
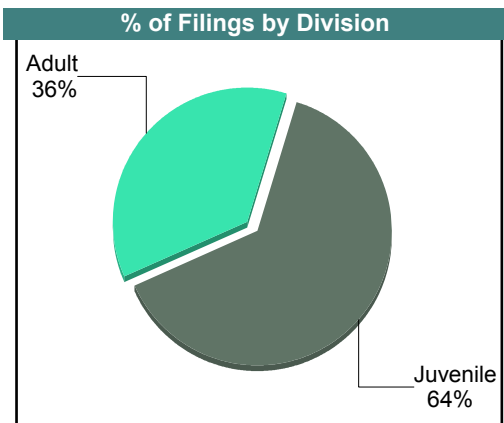



**CASELOAD STATISTICS OF THE JUVENILE & DOMESTIC RELATIONS COURTS**

March 2017

**Wise**  
District: 30

		<u>Filings</u>	<u>Hearings</u>	<u>Transactions</u>	<u>Concluded</u>	<u>Cont</u>
<b><u>Adult</u></b>						
Capias	CA	9	17	17	5	10
Felony	CF	11	33	33	14	19
Misdemeanor	CM	25	129	129	32	97
Family Abuse - Prot Order	FP	9	19	19	7	12
Motion - Prot Order	MP	2	2	2	2	-
Other	OT	15	37	37	0	37
Show Cause	SC	23	91	91	31	60
SL/Other	SL	1	1	1	1	-
Civil Support	VS	20	48	48	28	19
<b>Adult Total</b>		<b>115</b>	<b>377</b>	<b>377</b>	<b>120</b>	<b>254</b>
<b><u>Juvenile</u></b>						
Abuse or Neglect	AN	9	27	27	5	22
Custody Relief	CR	0	1	1	0	1
Child in Need of Services	CS	0	8	8	0	8
Custody Visitation	CV	97	166	166	70	96
Felony	DF	14	30	30	5	25
Misdemeanor	DM	42	113	113	28	85
Foster Care Review	FC	7	10	10	7	3
Initial Foster Care	IF	6	6	6	6	-
Motion - Prot Order	MP	3	3	3	3	-
Permanency	PH	5	9	9	5	4
Petition	PT	1	1	1	1	-
Child at Risk	RI	2	13	13	11	2
Show Cause	SC	3	3	3	2	1
Status	ST	9	30	30	2	27
Traffic	T	4	6	6	4	2
Term Parental Rights	TP	0	8	8	4	4
<b>Juvenile Total</b>		<b>202</b>	<b>434</b>	<b>434</b>	<b>153</b>	<b>280</b>
<b>Wise Totals</b>		<b>317</b>	<b>811</b>	<b>811</b>	<b>273</b>	<b>534</b>

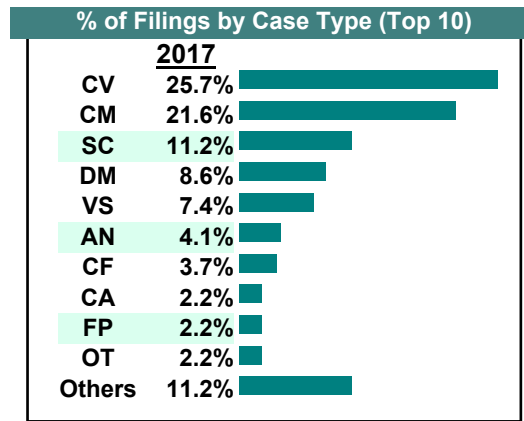
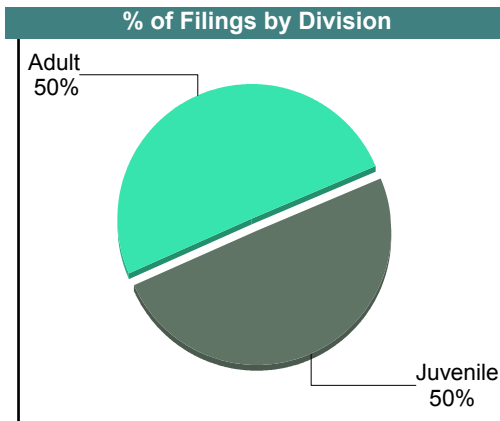



**CASELOAD STATISTICS OF THE JUVENILE & DOMESTIC RELATIONS COURTS**

February 2017

**Wise**  
District: 30

		<u>Filings</u>	<u>Hearings</u>	<u>Transactions</u>	<u>Concluded</u>	<u>Cont</u>
<b><u>Adult</u></b>						
Capias	CA	6	26	26	7	18
Felony	CF	10	34	34	11	23
Misdemeanor	CM	58	112	112	25	87
Family Abuse - Prot Order	FP	6	16	16	10	5
Motion - Prot Order	MP	1	1	1	1	-
Other	OT	6	34	34	8	26
Show Cause	SC	27	89	89	22	57
SL/Other	SL	1	1	1	1	-
Civil Support	VS	20	50	50	19	27
<b>Adult Total</b>		<b>135</b>	<b>363</b>	<b>363</b>	<b>104</b>	<b>243</b>
<b><u>Juvenile</u></b>						
Abuse or Neglect	AN	11	23	23	9	14
Custody Relief	CR	1	1	1	0	1
Child in Need of Services	CS	1	6	6	0	6
Custody Visitation	CV	69	156	156	82	74
Felony	DF	2	16	16	2	14
Misdemeanor	DM	23	78	78	12	66
Foster Care Review	FC	2	2	2	2	-
Initial Foster Care	IF	4	4	4	4	-
Permanency	PH	3	3	3	3	-
Petition	PT	1	1	1	1	-
Child at Risk	RI	2	4	4	0	4
Show Cause	SC	3	3	3	2	1
Status	ST	6	28	28	5	23
Traffic	T	6	12	12	8	4
Term Parental Rights	TP	0	6	6	1	5
<b>Juvenile Total</b>		<b>134</b>	<b>343</b>	<b>343</b>	<b>131</b>	<b>212</b>
<b>Wise Totals</b>		<b>269</b>	<b>706</b>	<b>706</b>	<b>235</b>	<b>455</b>

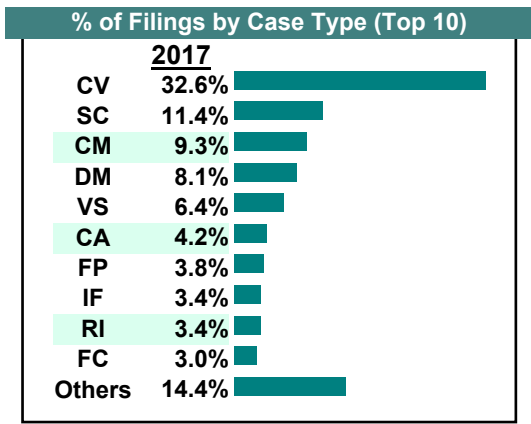
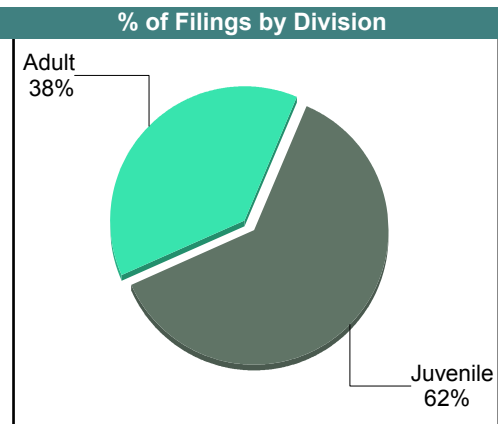



# CASELOAD STATISTICS OF THE JUVENILE & DOMESTIC RELATIONS COURTS

January 2017

**Wise**  
District: 30

		<u>Filings</u>	<u>Hearings</u>	<u>Transactions</u>	<u>Concluded</u>	<u>Cont</u>
<b><u>Adult</u></b>						
Non-Family Abuse Prot Order	AP	0	2	2	2	-
Capias	CA	10	22	22	7	15
Felony	CF	3	37	37	15	22
Misdemeanor	CM	22	88	88	30	57
Family Abuse - Prot Order	FP	9	19	19	10	9
Motion - Prot Order	MP	4	4	4	4	-
Other	OT	2	28	28	1	27
Show Cause	SC	25	83	83	24	58
Civil Support	VS	15	30	30	14	15
<b>Adult Total</b>		<b>90</b>	<b>313</b>	<b>313</b>	<b>107</b>	<b>203</b>
<b><u>Juvenile</u></b>						
Abuse or Neglect	AN	6	15	15	3	12
Child in Need of Services	CS	0	7	7	0	7
Custody Visitation	CV	77	179	179	88	91
Felony	DF	2	18	18	5	13
Misdemeanor	DM	19	102	102	26	76
Foster Care Review	FC	7	7	7	7	-
Initial Foster Care	IF	8	8	8	8	-
Permanency	PH	5	5	5	5	-
Child at Risk	RI	8	20	20	3	17
Show Cause	SC	2	4	4	3	1
Status	ST	3	32	32	5	27
Traffic	T	5	16	16	8	8
Term Parental Rights	TP	4	4	4	0	4
<b>Juvenile Total</b>		<b>146</b>	<b>417</b>	<b>417</b>	<b>161</b>	<b>256</b>
<b>Wise Totals</b>		<b>236</b>	<b>730</b>	<b>730</b>	<b>268</b>	<b>459</b>



Filings by Court & Division

	<u>Lee</u>		<u>Scott</u>		<u>Wise</u>		<u>Total</u>
<b>A</b> Adult Misdemeanor	167	24%	137	19%	404	57%	<b>708</b>
Show Cause	159	28%	121	22%	278	50%	<b>558</b>
Civil Support	164	31%	101	19%	264	50%	<b>529</b>
Adult Felony	77	29%	72	27%	118	44%	<b>267</b>
Family Abuse - Prot Ord	98	39%	47	19%	108	43%	<b>253</b>
Capias	49	27%	41	22%	93	51%	<b>183</b>
Other	43	41%	7	7%	54	52%	<b>104</b>
Motion - Prot Order	19	43%	9	20%	16	36%	<b>44</b>
Remand Support	7	26%	18	67%	2	7%	<b>27</b>
SL/Other	3	23%	3	23%	7	54%	<b>13</b>
Non-Family Abuse Prot	3	30%	-	0%	7	70%	<b>10</b>
<b>Total</b>	<b>789</b>	<b>29%</b>	<b>556</b>	<b>21%</b>	<b>1,351</b>	<b>50%</b>	<b>2,696</b>
<b>J</b> Custody Visitation	520	25%	423	20%	1,142	55%	<b>2,085</b>
Delinquency	71	16%	95	21%	279	63%	<b>445</b>
Traffic	75	27%	117	43%	83	30%	<b>275</b>
Abuse or Neglect	51	29%	52	30%	72	41%	<b>175</b>
Permanency	42	25%	60	36%	63	38%	<b>165</b>
Foster Care Review	45	32%	32	23%	62	45%	<b>139</b>
Initial Foster Care	23	23%	24	24%	51	52%	<b>98</b>
Status Offense/Other	21	26%	13	16%	46	58%	<b>80</b>
Term Parental Rights	13	19%	25	37%	30	44%	<b>68</b>
Show Cause	10	24%	10	24%	22	52%	<b>42</b>
Child at Risk	8	22%	-	0%	29	78%	<b>37</b>
Entrustment	6	17%	7	20%	22	63%	<b>35</b>
Truancy	30	97%	1	3%	-	0%	<b>31</b>
Custody Relief	4	27%	4	27%	7	47%	<b>15</b>
Remand Custody	10	67%	5	33%	-	0%	<b>15</b>
Child in Need of Service	4	29%	-	0%	10	71%	<b>14</b>
Remand Visitation	10	77%	3	23%	-	0%	<b>13</b>
Paternity	3	30%	4	40%	3	30%	<b>10</b>
Voluntary Continuing S	7	78%	2	22%	-	0%	<b>9</b>
Emancipation	2	40%	-	0%	3	60%	<b>5</b>
Restoration of Parental	4	80%	-	0%	1	20%	<b>5</b>
Non-Family Abuse Prot	4	100%	-	0%	-	0%	<b>4</b>
Motion - Prot Order	-	0%	-	0%	3	100%	<b>3</b>
Capias	1	100%	-	0%	-	0%	<b>1</b>
Juv Support	-	0%	-	0%	-	0%	<b>0</b>
<b>Total</b>	<b>964</b>	<b>26%</b>	<b>877</b>	<b>23%</b>	<b>1,928</b>	<b>51%</b>	<b>3,769</b>
<b>Total</b>	<b>1,753</b>	<b>27%</b>	<b>1,433</b>	<b>22%</b>	<b>3,279</b>	<b>51%</b>	<b>6,465</b>



**CASELOAD STATISTICS OF THE JUVENILE & DOMESTIC RELATIONS COURTS**

**Prince William**

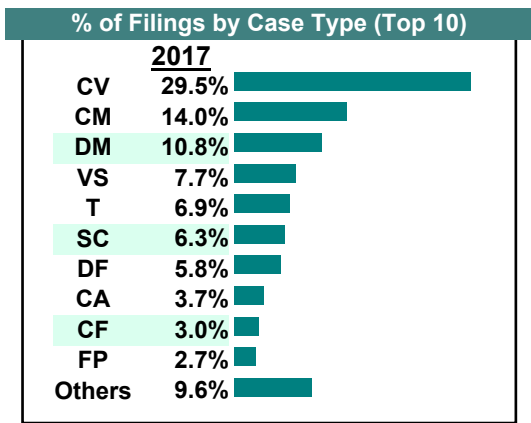
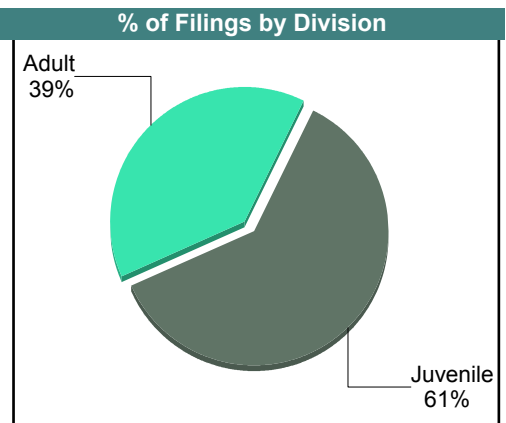
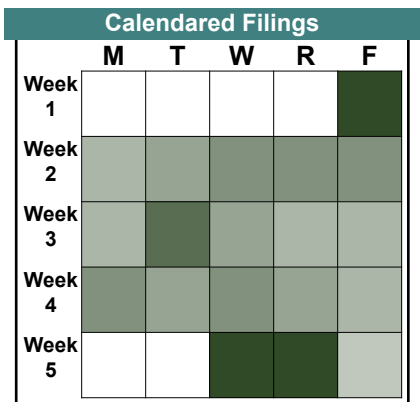
December 2017

District: 31

		<u>Filings</u>	<u>Hearings</u>	<u>Transactions</u>	<u>Concluded</u>	<u>Cont</u>
<b>Adult</b>						
Bond Forfeiture	BF	1	1	1	0	1
Capias	CA	45	149	149	67	82
Felony	CF	37	231	236	80	156
Misdemeanor	CM	172	616	616	209	407
Family Abuse - Prot Order	FP	33	77	77	36	41
Motion - Prot Order	MP	0	1	1	1	-
Other	OT	3	3	3	1	2
Remand Support	RS	13	13	13	13	-
Show Cause	SC	77	247	247	104	143
SL/Other	SL	1	3	3	2	1
Civil Support	VS	94	265	265	132	133
<b>Adult Total</b>		<b>476</b>	<b>1,606</b>	<b>1,611</b>	<b>645</b>	<b>966</b>

<b>Juvenile</b>						
Abuse or Neglect	AN	9	31	31	7	24
Non-Family Abuse Prot Order	AP	1	1	1	1	-
Custody Relief	CR	1	1	1	0	1
Child in Need of Services	CS	2	9	9	2	7
Custody Visitation	CV	362	858	858	411	447
Felony	DF	71	324	324	54	270
Misdemeanor	DM	133	444	445	135	310
Foster Care Review	FC	3	4	4	3	1
Family Abuse - Prot Order	FP	0	1	1	0	1
Initial Foster Care	IF	2	6	6	3	3
Motion - Prot Order	MP	9	14	14	6	8
Permanency	PH	7	12	12	10	2
Petition	PT	15	20	20	10	10
Remand Custody	RC	14	14	14	14	-
Child at Risk	RI	2	4	4	0	4
Remand Visitation	RV	16	16	16	16	-
Status	ST	19	57	57	25	32
Traffic	T	85	90	113	68	45
Term Parental Rights	TP	0	2	2	0	2
Truancy	TR	0	39	39	9	30
<b>Juvenile Total</b>		<b>751</b>	<b>1,947</b>	<b>1,971</b>	<b>774</b>	<b>1,197</b>

<b>Prince William Totals</b>		<b>1,227</b>	<b>3,553</b>	<b>3,582</b>	<b>1,419</b>	<b>2,163</b>
------------------------------	--	--------------	--------------	--------------	--------------	--------------



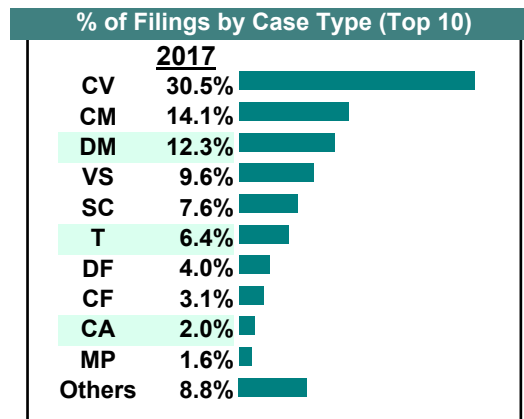
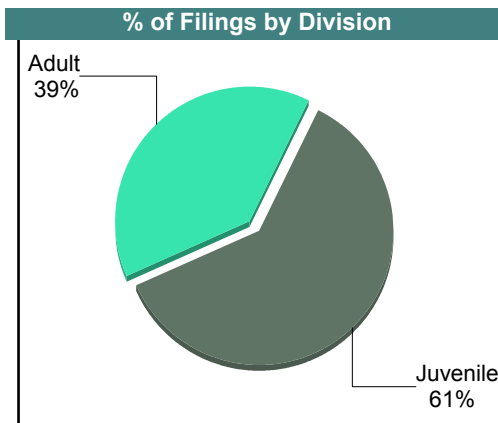

**CASELOAD STATISTICS OF THE JUVENILE & DOMESTIC RELATIONS COURTS**

**Prince William**

November 2017

District: 31

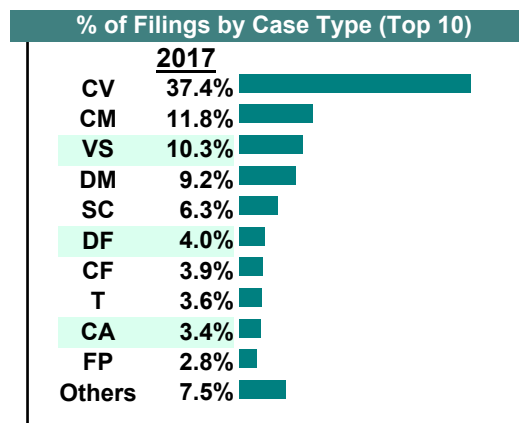
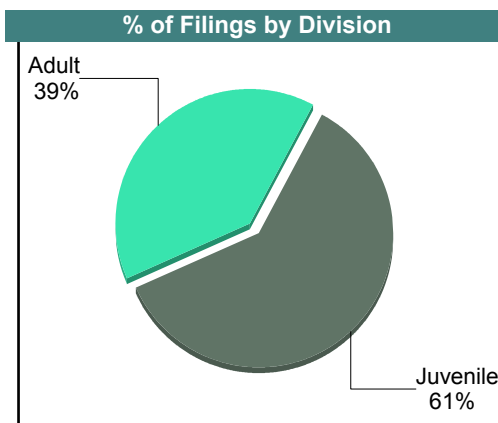
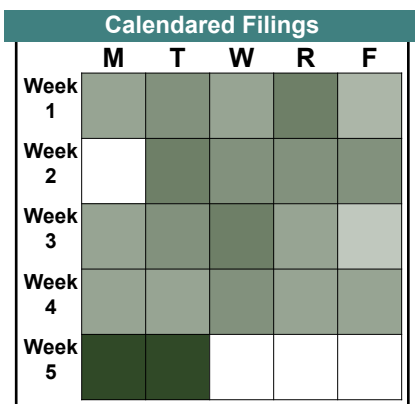
		<u>Filings</u>	<u>Hearings</u>	<u>Transactions</u>	<u>Concluded</u>	<u>Cont</u>
<b><u>Adult</u></b>						
Non-Family Abuse Prot Order	AP	0	2	2	1	1
Capias	CA	30	172	172	61	111
Felony	CF	46	290	291	82	209
Misdemeanor	CM	209	680	680	231	449
Family Abuse - Prot Order	FP	19	53	53	23	30
Motion - Prot Order	MP	1	3	3	1	2
Other	OT	0	1	1	1	-
Violation of PO	PV	3	3	3	3	-
Remand Support	RS	9	9	9	8	1
Show Cause	SC	112	243	243	106	137
SL/Other	SL	5	6	6	2	4
Civil Support	VS	142	319	319	155	164
<b>Adult Total</b>		<b>576</b>	<b>1,781</b>	<b>1,782</b>	<b>674</b>	<b>1,108</b>
<b><u>Juvenile</u></b>						
Abuse or Neglect	AN	12	39	39	7	32
Non-Family Abuse Prot Order	AP	0	2	2	1	1
Custody Relief	CR	1	3	3	1	2
Child in Need of Services	CS	0	11	11	3	8
Custody Visitation	CV	451	1,017	1,017	483	534
Felony	DF	59	232	232	28	204
Misdemeanor	DM	182	601	602	180	422
Emancipation	EP	1	1	1	0	1
Entrustment	ET	1	1	1	1	-
Foster Care Review	FC	7	7	7	5	2
Initial Foster Care	IF	6	9	9	5	4
Motion - Prot Order	MP	22	24	24	7	17
Permanency	PH	4	12	12	8	4
Petition	PT	5	16	16	10	6
Remand Custody	RC	11	11	11	11	-
Child at Risk	RI	9	15	15	6	9
Remand Visitation	RV	11	11	11	11	-
Show Cause	SC	0	1	1	0	1
Status	ST	20	61	61	21	40
Traffic	T	95	123	142	98	44
Term Parental Rights	TP	3	6	6	4	2
Truancy	TR	0	35	35	5	30
Voluntary Continuing Services Agreement	VA	3	4	4	4	-
<b>Juvenile Total</b>		<b>903</b>	<b>2,242</b>	<b>2,262</b>	<b>899</b>	<b>1,363</b>
<b>Prince William Totals</b>		<b>1,479</b>	<b>4,023</b>	<b>4,044</b>	<b>1,573</b>	<b>2,471</b>



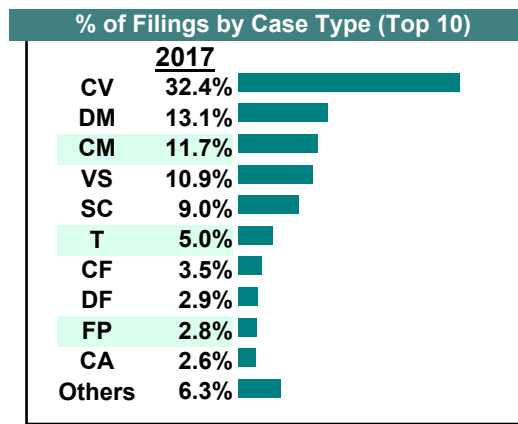
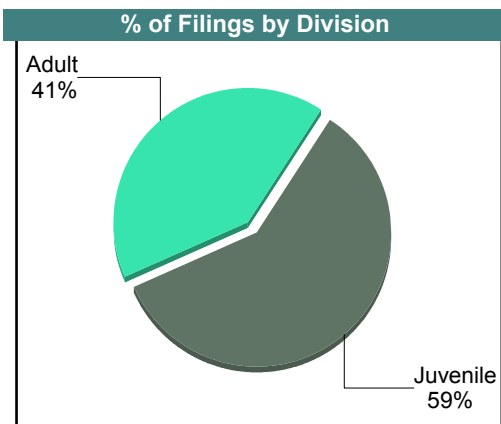

		Filings	Hearings	Transactions	Concluded	Cont
<b>Adult</b>						
Non-Family Abuse Prot Order	AP	3	3	3	1	2
Capias	CA	56	204	204	76	128
Felony	CF	64	326	326	109	217
Misdemeanor	CM	195	694	694	206	488
Family Abuse - Prot Order	FP	46	104	104	46	58
Motion - Prot Order	MP	7	7	7	6	1
Other	OT	3	3	3	2	1
Remand Support	RS	3	3	3	3	-
Show Cause	SC	104	289	289	108	181
SL/Other	SL	2	3	3	2	1
Civil Support	VS	170	381	381	161	220
<b>Adult Total</b>		<b>653</b>	<b>2,017</b>	<b>2,017</b>	<b>720</b>	<b>1,297</b>

		Filings	Hearings	Transactions	Concluded	Cont
<b>Juvenile</b>						
Abuse or Neglect	AN	2	32	32	6	26
Non-Family Abuse Prot Order	AP	1	2	2	0	2
Custody Relief	CR	0	4	4	1	3
Child in Need of Services	CS	0	13	13	3	10
Custody Visitation	CV	619	1,219	1,219	504	715
Felony	DF	67	288	288	62	226
Misdemeanor	DM	152	514	515	158	357
Foster Care Review	FC	12	12	12	12	-
Initial Foster Care	IF	6	6	6	3	3
Motion - Prot Order	MP	12	12	12	11	1
Permanency	PH	16	21	21	12	9
Petition	PT	10	19	19	9	10
Remand Custody	RC	2	2	2	2	-
Remand Visitation	RV	2	2	2	2	-
Show Cause	SC	0	1	1	1	-
Status	ST	36	90	90	24	66
Traffic	T	59	83	97	64	33
Term Parental Rights	TP	4	10	10	5	5
Truancy	TR	2	44	44	7	37
Voluntary Continuing Services Agreement	VA	1	1	1	1	-
<b>Juvenile Total</b>		<b>1,003</b>	<b>2,375</b>	<b>2,390</b>	<b>887</b>	<b>1,503</b>

<b>Prince William Totals</b>		<b>1,656</b>	<b>4,392</b>	<b>4,407</b>	<b>1,607</b>	<b>2,800</b>
------------------------------	--	--------------	--------------	--------------	--------------	--------------



		<u>Filings</u>	<u>Hearings</u>	<u>Transactions</u>	<u>Concluded</u>	<u>Cont</u>
<b>Adult</b>						
Bond Forfeiture	BF	1	1	1	1	-
Capias	CA	40	191	191	56	135
Felony	CF	54	324	326	53	273
Misdemeanor	CM	183	715	715	216	499
Family Abuse - Prot Order	FP	43	89	89	45	44
Motion - Prot Order	MP	1	3	3	2	1
Protective Order	PC	1	1	1	1	-
Violation of PO	PV	2	2	2	2	-
Show Cause	SC	140	309	309	116	193
SL/Other	SL	2	4	4	4	-
Civil Support	VS	170	370	370	165	205
<b>Adult Total</b>		<b>637</b>	<b>2,009</b>	<b>2,011</b>	<b>661</b>	<b>1,350</b>
<b>Juvenile</b>						
Abuse or Neglect	AN	16	38	38	1	37
Non-Family Abuse Prot Order	AP	4	7	7	5	2
Custody Relief	CR	1	1	1	0	1
Child in Need of Services	CS	1	15	15	4	11
Custody Visitation	CV	507	1,235	1,235	543	692
Felony	DF	45	223	223	42	181
Misdemeanor	DM	205	565	565	179	386
Foster Care Review	FC	2	3	3	2	1
Initial Foster Care	IF	2	3	3	2	1
Motion - Prot Order	MP	17	23	23	20	3
Permanency	PH	9	14	14	9	5
Petition	PT	7	14	14	7	7
Status	ST	28	67	67	22	45
Traffic	T	78	103	119	74	45
Term Parental Rights	TP	2	2	2	0	2
Truancy	TR	0	52	52	12	40
Voluntary Continuing Services Agreement	VA	2	2	2	1	1
<b>Juvenile Total</b>		<b>926</b>	<b>2,367</b>	<b>2,383</b>	<b>923</b>	<b>1,460</b>
<b>Prince William Totals</b>		<b>1,563</b>	<b>4,376</b>	<b>4,394</b>	<b>1,584</b>	<b>2,810</b>



CASELOAD STATISTICS OF THE JUVENILE & DOMESTIC RELATIONS COURTS

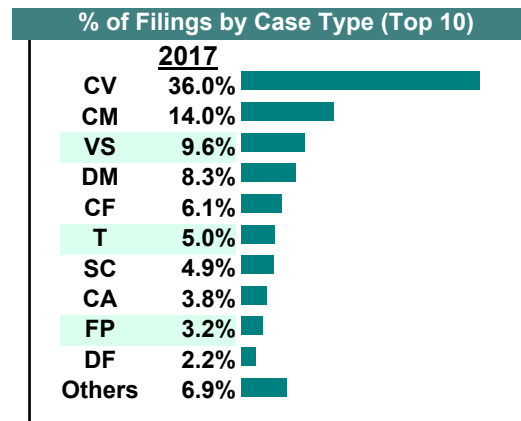
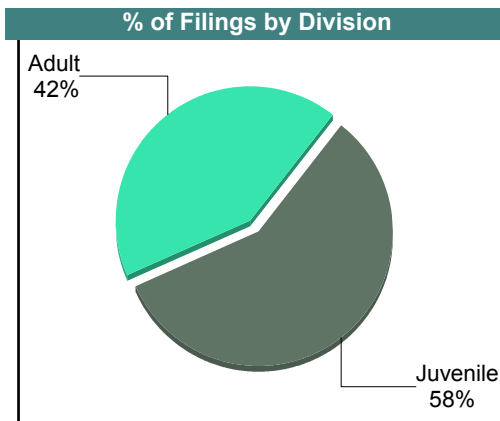
Prince William

District: 31

August 2017

		Filings	Hearings	Transactions	Concluded	Cont
<b>Adult</b>						
Capias	CA	58	190	190	83	107
Felony	CF	92	381	389	84	305
Misdemeanor	CM	212	638	638	157	481
Family Abuse - Prot Order	FP	49	101	101	48	53
Motion - Prot Order	MP	6	10	10	8	2
Other	OT	1	1	1	1	-
Show Cause	SC	75	253	253	111	142
SL/Other	SL	3	5	5	2	3
Civil Support	VS	146	389	389	178	211
<b>Adult Total</b>		<b>642</b>	<b>1,968</b>	<b>1,976</b>	<b>672</b>	<b>1,304</b>
<b>Juvenile</b>						
Abuse or Neglect	AN	8	38	38	15	23
Non-Family Abuse Prot Order	AP	2	5	5	0	5
Custody Relief	CR	0	1	1	0	1
Child in Need of Services	CS	1	11	11	1	10
Custody Visitation	CV	546	1,146	1,146	484	662
Felony	DF	33	238	238	43	195
Misdemeanor	DM	126	514	515	185	330
Foster Care Review	FC	10	12	12	11	1
Family Abuse - Prot Order	FP	0	1	1	0	1
Initial Foster Care	IF	1	1	1	1	-
Motion - Prot Order	MP	19	29	29	19	10
Permanency	PH	17	21	21	18	3
Petition	PT	7	14	14	5	9
Remand Custody	RC	1	1	1	1	-
Remand Visitation	RV	1	1	1	1	-
Status	ST	23	57	57	27	30
Traffic	T	76	110	133	103	30
Term Parental Rights	TP	3	3	3	0	3
Truancy	TR	0	39	39	12	27
Voluntary Continuing Services Agreement	VA	1	1	1	1	-
<b>Juvenile Total</b>		<b>875</b>	<b>2,243</b>	<b>2,267</b>	<b>927</b>	<b>1,340</b>
<b>Prince William Totals</b>		<b>1,517</b>	<b>4,211</b>	<b>4,243</b>	<b>1,599</b>	<b>2,644</b>

Calendared Filings					
	M	T	W	R	F
Week 1					
Week 2					
Week 3					
Week 4					
Week 5					



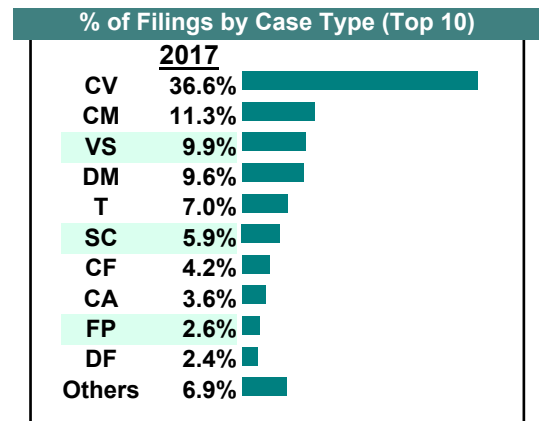
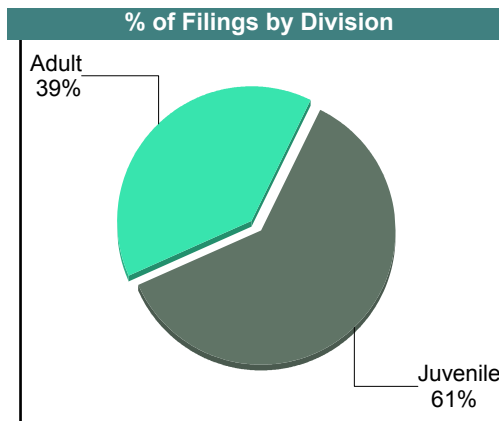

**CASELOAD STATISTICS OF THE JUVENILE & DOMESTIC RELATIONS COURTS**

**Prince William**

July 2017

District: 31

		<u>Filings</u>	<u>Hearings</u>	<u>Transactions</u>	<u>Concluded</u>	<u>Cont</u>
<b><u>Adult</u></b>						
Non-Family Abuse Prot Order	AP	1	8	8	7	1
Bond Forfeiture	BF	2	2	2	1	1
Capias	CA	53	183	183	47	136
Felony	CF	62	306	306	58	248
Misdemeanor	CM	167	564	564	158	406
Family Abuse - Prot Order	FP	38	88	88	40	48
Motion - Prot Order	MP	7	12	12	8	4
Other	OT	1	4	4	3	1
Violation Fam Abuse PO	PS	1	1	1	1	-
Violation of PO	PV	1	1	1	1	-
Remand Support	RS	3	3	3	3	-
Show Cause	SC	87	252	252	112	140
SL/Other	SL	5	7	7	5	2
Civil Support	VS	146	293	293	130	163
<b>Adult Total</b>		<b>574</b>	<b>1,724</b>	<b>1,724</b>	<b>574</b>	<b>1,150</b>
<b><u>Juvenile</u></b>						
Abuse or Neglect	AN	4	29	29	9	20
Non-Family Abuse Prot Order	AP	1	3	3	2	1
Custody Relief	CR	2	2	2	1	1
Child in Need of Services	CS	2	13	13	3	10
Custody Visitation	CV	540	1,117	1,117	488	629
Felony	DF	35	239	239	52	187
Misdemeanor	DM	141	487	487	147	340
Foster Care Review	FC	3	5	5	3	2
Family Abuse - Prot Order	FP	1	1	1	0	1
Initial Foster Care	IF	6	6	6	6	-
Motion - Prot Order	MP	12	17	17	13	4
Permanency	PH	13	20	20	7	13
Violation Fam Abuse PO	PS	1	1	1	1	-
Petition	PT	5	15	15	9	6
Remand Custody	RC	3	3	3	3	-
Remand Visitation	RV	3	3	3	3	-
Show Cause	SC	0	2	2	0	2
Status	ST	22	47	47	19	28
Traffic	T	103	97	135	87	48
Term Parental Rights	TP	0	2	2	1	1
Truancy	TR	2	23	23	4	19
Voluntary Continuing Services Agreement	VA	1	1	1	1	-
<b>Juvenile Total</b>		<b>900</b>	<b>2,133</b>	<b>2,171</b>	<b>859</b>	<b>1,312</b>
<b>Prince William Totals</b>		<b>1,474</b>	<b>3,857</b>	<b>3,895</b>	<b>1,433</b>	<b>2,462</b>



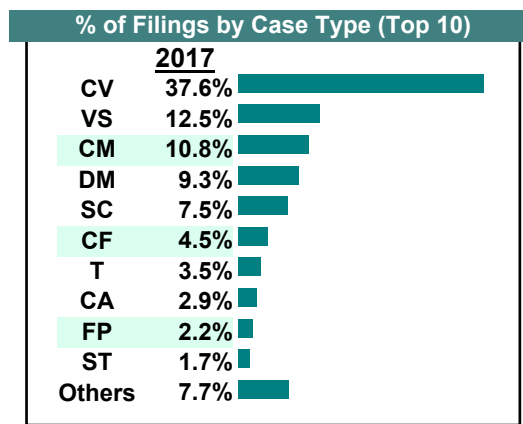
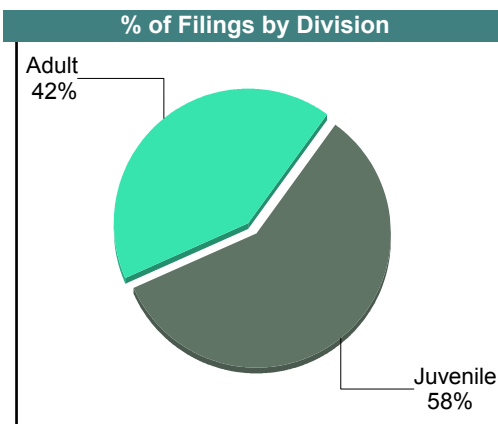

**CASELOAD STATISTICS OF THE JUVENILE & DOMESTIC RELATIONS COURTS**

**Prince William**

June 2017

District: 31

		<u>Filings</u>	<u>Hearings</u>	<u>Transactions</u>	<u>Concluded</u>	<u>Cont</u>
<b><u>Adult</u></b>						
Non-Family Abuse Prot Order	AP	6	6	6	0	6
Bond Forfeiture	BF	1	1	1	1	-
Capias	CA	50	223	223	77	146
Felony	CF	79	385	387	83	304
Misdemeanor	CM	188	619	619	160	459
Family Abuse - Prot Order	FP	38	103	103	35	68
Motion - Prot Order	MP	8	12	12	6	6
Other	OT	4	5	5	3	2
Violation of PO	PV	2	2	2	2	-
Remand Support	RS	4	4	4	4	-
Show Cause	SC	130	330	330	130	200
SL/Other	SL	2	4	4	3	1
Civil Support	VS	218	406	406	169	237
<b>Adult Total</b>		<b>730</b>	<b>2,100</b>	<b>2,102</b>	<b>673</b>	<b>1,429</b>
<b><u>Juvenile</u></b>						
Abuse or Neglect	AN	10	82	82	26	56
Non-Family Abuse Prot Order	AP	3	6	6	4	2
Custody Relief	CR	1	2	2	1	1
Child in Need of Services	CS	1	21	21	7	14
Custody Visitation	CV	656	1,331	1,331	569	762
Felony	DF	27	253	253	61	192
Misdemeanor	DM	162	620	620	199	421
Foster Care Review	FC	8	9	9	9	-
Initial Foster Care	IF	6	6	6	6	-
Motion - Prot Order	MP	12	13	13	12	1
Permanency	PH	5	6	6	3	3
Petition	PT	11	19	19	8	11
Remand Custody	RC	8	8	8	8	-
Child at Risk	RI	0	7	7	5	2
Remand Visitation	RV	8	8	8	8	-
Show Cause	SC	1	1	1	0	1
Status	ST	30	58	58	22	36
Traffic	T	61	113	128	89	39
Term Parental Rights	TP	0	1	1	0	1
Truancy	TR	6	80	80	26	54
Voluntary Continuing Services Agreement	VA	1	1	1	1	-
<b>Juvenile Total</b>		<b>1,017</b>	<b>2,645</b>	<b>2,660</b>	<b>1,064</b>	<b>1,596</b>
<b>Prince William Totals</b>		<b>1,747</b>	<b>4,745</b>	<b>4,762</b>	<b>1,737</b>	<b>3,025</b>



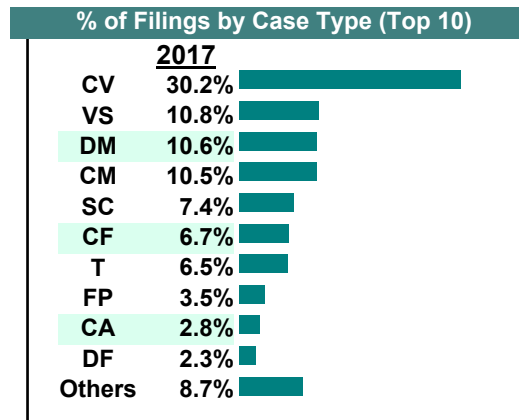
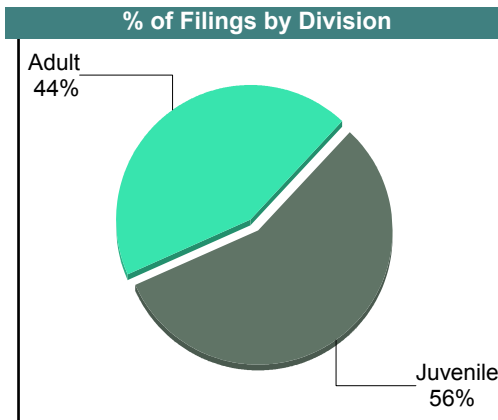
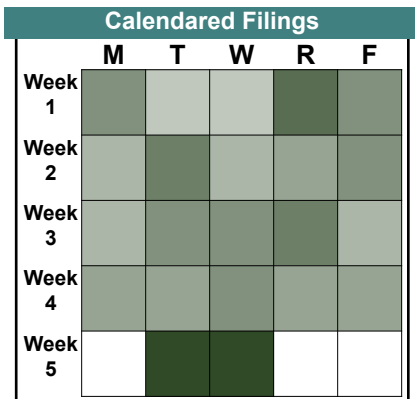
**CASELOAD STATISTICS OF THE JUVENILE & DOMESTIC RELATIONS COURTS**

**Prince William**

May 2017

District: 31

		<u>Filings</u>	<u>Hearings</u>	<u>Transactions</u>	<u>Concluded</u>	<u>Cont</u>
<b>Adult</b>						
Non-Family Abuse Prot Order	AP	1	3	3	1	2
Capias	CA	47	158	158	48	110
Felony	CF	113	377	394	98	296
Misdemeanor	CM	177	654	654	186	468
Family Abuse - Prot Order	FP	58	123	123	56	67
Motion - Prot Order	MP	2	3	3	1	2
Other	OT	3	3	3	3	-
Violation of PO	PV	1	1	1	1	-
Remand Support	RS	24	24	24	24	-
Show Cause	SC	125	287	287	123	164
SL/Other	SL	2	4	4	3	1
Civil Support	VS	182	308	308	145	163
<b>Adult Total</b>		<b>735</b>	<b>1,945</b>	<b>1,962</b>	<b>689</b>	<b>1,273</b>
<b>Juvenile</b>						
Abuse or Neglect	AN	8	40	40	4	36
Non-Family Abuse Prot Order	AP	2	2	2	0	2
Capias	CA	0	2	2	1	1
Child in Need of Services	CS	0	14	14	2	12
Custody Visitation	CV	508	1,094	1,094	525	569
Felony	DF	38	351	355	94	261
Misdemeanor	DM	178	598	598	161	437
Foster Care Review	FC	4	5	5	3	2
Family Abuse - Prot Order	FP	1	1	1	1	-
Initial Foster Care	IF	1	2	2	2	-
Motion - Prot Order	MP	7	10	10	5	5
Permanency	PH	5	7	7	7	-
Petition	PT	2	10	10	4	6
Remand Custody	RC	27	27	27	27	-
Child at Risk	RI	0	3	3	0	3
Remand Visitation	RV	25	25	25	25	-
Status	ST	24	63	63	38	25
Traffic	T	110	118	142	75	67
Truancy	TR	7	60	60	6	54
Voluntary Continuing Services Agreement	VA	1	1	1	0	1
<b>Juvenile Total</b>		<b>948</b>	<b>2,433</b>	<b>2,461</b>	<b>980</b>	<b>1,481</b>
<b>Prince William Totals</b>		<b>1,683</b>	<b>4,378</b>	<b>4,423</b>	<b>1,669</b>	<b>2,754</b>





**CASELOAD STATISTICS OF THE JUVENILE & DOMESTIC RELATIONS COURTS**

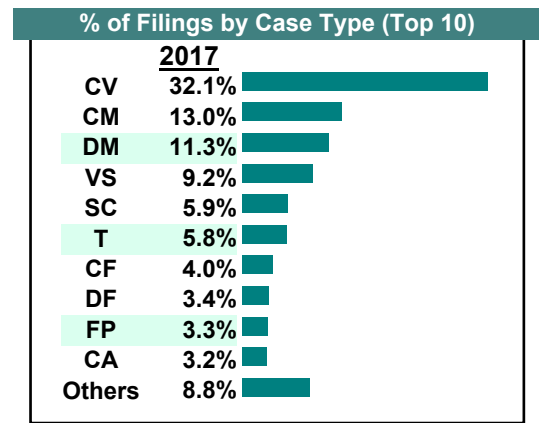
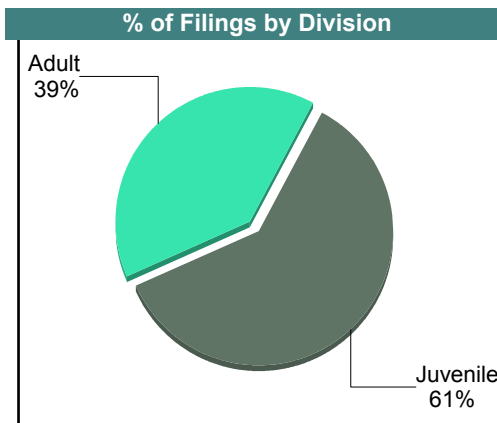
**Prince William**

District: 31

April 2017

		<u>Filings</u>	<u>Hearings</u>	<u>Transactions</u>	<u>Concluded</u>	<u>Cont</u>
<b><u>Adult</u></b>						
Capias	CA	42	181	181	55	126
Felony	CF	53	299	300	45	255
Misdemeanor	CM	171	605	605	157	448
Family Abuse - Prot Order	FP	43	92	92	41	51
Motion - Prot Order	MP	3	5	5	5	-
Other	OT	4	4	4	4	-
Remand Support	RS	2	2	2	2	-
Show Cause	SC	78	248	248	100	148
SL/Other	SL	2	5	5	2	3
Civil Support	VS	121	295	295	142	153
<b>Adult Total</b>		<b>519</b>	<b>1,736</b>	<b>1,737</b>	<b>553</b>	<b>1,184</b>
<b><u>Juvenile</u></b>						
Abuse or Neglect	AN	16	62	62	19	43
Non-Family Abuse Prot Order	AP	0	7	7	3	4
Capias	CA	0	1	1	0	1
Custody Relief	CR	0	1	1	0	1
Child in Need of Services	CS	5	22	22	4	18
Custody Visitation	CV	422	942	942	416	526
Felony	DF	45	327	327	57	270
Misdemeanor	DM	149	557	557	154	403
Foster Care Review	FC	6	6	6	6	-
Initial Foster Care	IF	2	3	3	3	-
Motion - Prot Order	MP	10	15	15	9	6
Permanency	PH	11	14	14	10	4
Petition	PT	4	8	8	3	5
Remand Custody	RC	3	3	3	3	-
Child at Risk	RI	2	11	11	4	7
Remand Visitation	RV	3	3	3	3	-
Status	ST	25	50	50	32	18
Traffic	T	76	101	119	81	38
Term Parental Rights	TP	2	3	3	1	2
Truancy	TR	13	66	66	11	55
Voluntary Continuing Services Agreement	VA	3	5	5	4	1
<b>Juvenile Total</b>		<b>797</b>	<b>2,207</b>	<b>2,225</b>	<b>823</b>	<b>1,402</b>
<b>Prince William Totals</b>		<b>1,316</b>	<b>3,943</b>	<b>3,962</b>	<b>1,376</b>	<b>2,586</b>

Calendared Filings					
	M	T	W	R	F
Week 1					
Week 2					
Week 3					
Week 4					



**CASELOAD STATISTICS OF THE JUVENILE & DOMESTIC RELATIONS COURTS**

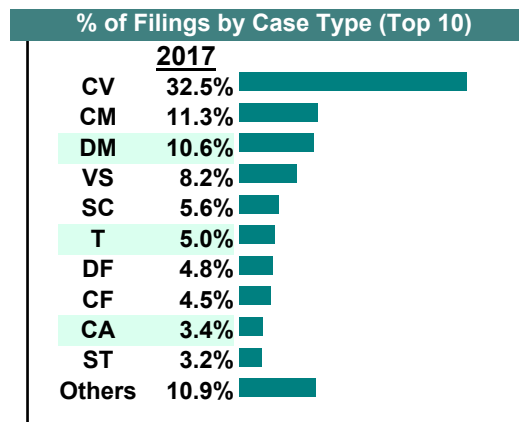
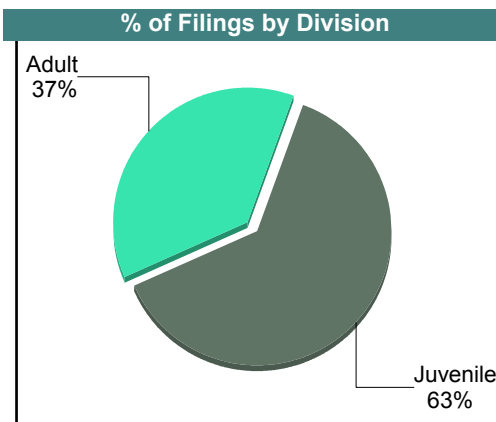
**Prince William**

**March 2017**

District: 31

		<u>Filings</u>	<u>Hearings</u>	<u>Transactions</u>	<u>Concluded</u>	<u>Cont</u>
<b><u>Adult</u></b>						
Capias	CA	54	189	189	59	130
Felony	CF	72	427	431	90	341
Misdemeanor	CM	180	658	658	203	455
Family Abuse - Prot Order	FP	50	114	114	45	69
Motion - Prot Order	MP	3	6	6	2	4
Other	OT	5	6	6	5	1
Violation of PO	PV	2	2	2	2	-
Remand Support	RS	1	1	1	1	-
Show Cause	SC	89	311	311	129	182
SL/Other	SL	6	9	9	7	2
Civil Support	VS	131	310	310	135	175
<b>Adult Total</b>		<b>593</b>	<b>2,033</b>	<b>2,037</b>	<b>678</b>	<b>1,359</b>
<b><u>Juvenile</u></b>						
Abuse or Neglect	AN	13	57	57	13	44
Non-Family Abuse Prot Order	AP	3	5	5	0	5
Capias	CA	0	3	3	2	1
Custody Relief	CR	0	2	2	1	1
Child in Need of Services	CS	4	14	14	3	11
Custody Visitation	CV	520	1,171	1,171	533	638
Felony	DF	76	409	409	67	342
Misdemeanor	DM	170	696	696	211	485
Foster Care Review	FC	4	4	4	4	-
Initial Foster Care	IF	4	4	4	4	-
Motion - Prot Order	MP	24	26	26	22	4
Permanency	PH	15	18	18	16	2
Petition	PT	13	22	22	12	10
Remand Custody	RC	3	3	3	3	-
Child at Risk	RI	3	13	13	2	11
Remand Visitation	RV	3	3	3	3	-
Show Cause	SC	1	2	2	2	-
Status	ST	51	97	97	28	69
Traffic	T	80	123	137	84	53
Term Parental Rights	TP	2	5	5	5	-
Truancy	TR	15	79	79	11	68
Voluntary Continuing Services Agreement	VA	2	2	2	1	1
<b>Juvenile Total</b>		<b>1,006</b>	<b>2,758</b>	<b>2,772</b>	<b>1,027</b>	<b>1,745</b>
<b>Prince William Totals</b>		<b>1,599</b>	<b>4,791</b>	<b>4,809</b>	<b>1,705</b>	<b>3,104</b>

Calendared Filings					
	M	T	W	R	F
Week 1					
Week 2					
Week 3					
Week 4					
Week 5					



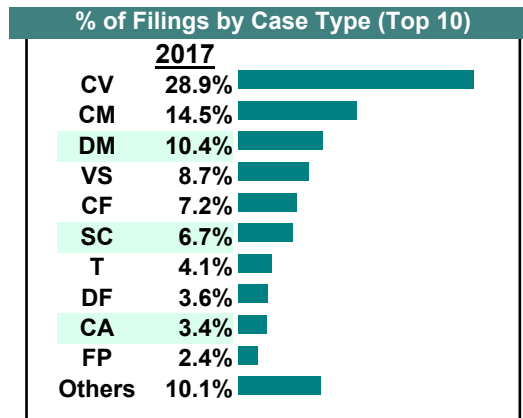
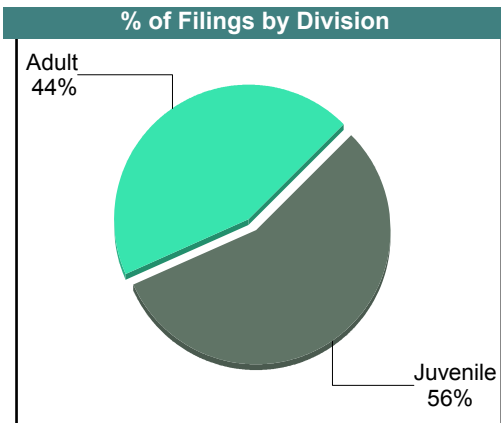

CASELOAD STATISTICS OF THE JUVENILE & DOMESTIC RELATIONS COURTS

Prince William

District: 31

February 2017

		Filings	Hearings	Transactions	Concluded	Cont
<b>Adult</b>						
Capias	CA	48	169	169	64	105
Felony	CF	101	367	367	46	321
Misdemeanor	CM	203	665	665	158	507
Family Abuse - Prot Order	FP	34	78	78	34	44
Motion - Prot Order	MP	3	3	3	3	-
Other	OT	5	5	5	4	1
Show Cause	SC	94	268	268	108	160
SL/Other	SL	8	11	11	5	6
Civil Support	VS	122	285	285	139	146
<b>Adult Total</b>		<b>618</b>	<b>1,851</b>	<b>1,851</b>	<b>561</b>	<b>1,290</b>
<b>Juvenile</b>						
Abuse or Neglect	AN	23	81	81	14	67
Non-Family Abuse Prot Order	AP	0	1	1	1	-
Capias	CA	0	3	3	0	3
Custody Relief	CR	3	3	3	3	-
Child in Need of Services	CS	6	22	22	3	19
Custody Visitation	CV	404	902	902	358	544
Felony	DF	50	369	369	61	308
Misdemeanor	DM	145	617	617	188	429
Foster Care Review	FC	4	4	4	4	-
Initial Foster Care	IF	5	8	8	5	3
Motion - Prot Order	MP	10	22	22	13	9
Permanency	PH	14	18	18	15	3
Petition	PT	4	10	10	5	5
Remand Custody	RC	2	2	2	2	-
Child at Risk	RI	4	14	14	2	12
Remand Visitation	RV	2	3	3	3	-
Show Cause	SC	0	1	1	0	1
Status	ST	28	60	60	29	31
Traffic	T	57	98	109	68	41
Term Parental Rights	TP	1	2	2	1	1
Truancy	TR	20	80	80	11	69
<b>Juvenile Total</b>		<b>782</b>	<b>2,320</b>	<b>2,331</b>	<b>786</b>	<b>1,545</b>
<b>Prince William Totals</b>		<b>1,400</b>	<b>4,171</b>	<b>4,182</b>	<b>1,347</b>	<b>2,835</b>



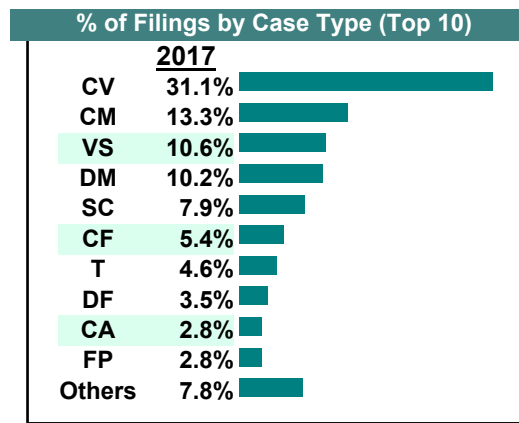
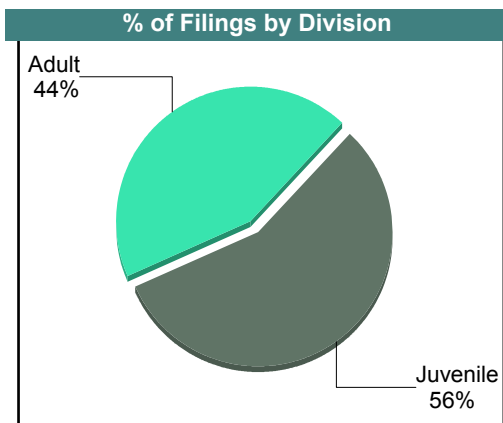

**CASELOAD STATISTICS OF THE JUVENILE & DOMESTIC RELATIONS COURTS**

**Prince William**

January 2017

District: 31

		<u>Filings</u>	<u>Hearings</u>	<u>Transactions</u>	<u>Concluded</u>	<u>Cont</u>
<b><u>Adult</u></b>						
Non-Family Abuse Prot Order	AP	0	2	2	1	1
Bond Forfeiture	BF	0	2	2	2	-
Capias	CA	44	223	223	83	140
Felony	CF	84	312	314	52	262
Misdemeanor	CM	208	656	656	199	457
Family Abuse - Prot Order	FP	44	95	95	43	52
Motion - Prot Order	MP	6	10	10	6	4
Other	OT	3	4	4	3	1
Remand Support	RS	2	2	2	2	-
Show Cause	SC	124	353	353	147	206
Civil Support	VS	165	333	333	168	165
<b>Adult Total</b>		<b>680</b>	<b>1,992</b>	<b>1,994</b>	<b>706</b>	<b>1,288</b>
<b><u>Juvenile</u></b>						
Abuse or Neglect	AN	10	61	61	12	49
Capias	CA	0	1	1	1	-
Custody Relief	CR	2	4	4	2	2
Child in Need of Services	CS	1	23	23	3	20
Custody Visitation	CV	485	976	976	436	540
Felony	DF	55	338	338	38	300
Misdemeanor	DM	159	614	614	141	473
Foster Care Review	FC	5	10	10	8	2
Initial Foster Care	IF	2	2	2	1	1
Motion - Prot Order	MP	11	14	14	8	6
Permanency	PH	15	20	20	15	5
Petition	PT	10	17	17	6	11
Remand Custody	RC	4	4	4	4	-
Child at Risk	RI	0	12	12	8	4
Remand Visitation	RV	5	5	5	5	-
Status	ST	28	65	66	31	35
Traffic	T	71	94	108	61	47
Term Parental Rights	TP	1	6	6	2	4
Truancy	TR	16	68	68	7	61
<b>Juvenile Total</b>		<b>880</b>	<b>2,334</b>	<b>2,349</b>	<b>789</b>	<b>1,560</b>
<b>Prince William Totals</b>		<b>1,560</b>	<b>4,326</b>	<b>4,343</b>	<b>1,495</b>	<b>2,848</b>



Filings by Court & Division

		<u>Prince William</u>		
<b>A</b>	Adult Misdemeanor	2,265	12.4%	
	Civil Support	1,807	9.9%	
	Show Cause	1,235	6.8%	
	Adult Felony	857	4.7%	
	Capias	567	3.1%	
	Family Abuse - Prot Order	495	2.7%	
	Remand Support	61	0.3%	
	Motion - Prot Order	47	0.3%	
	SL/Other	38	0.2%	
	Other	32	0.2%	
	Non-Family Abuse Prot Order	11	0.1%	
	Violation of PO	11	0.1%	
	Bond Forfeiture	5	0.0%	
	Protective Order	1	0.0%	
	Violation Fam Abuse PO	1	0.0%	
<b>Total</b>		<b>7,433</b>	<b>41%</b>	
<b>J</b>	Custody Visitation	6,020	33.0%	
	Delinquency	2,503	13.7%	
	Traffic	951	5.2%	
	Status Offense/Other	334	1.8%	
	Motion - Prot Order	165	0.9%	
	Abuse or Neglect	131	0.7%	
	Permanency	131	0.7%	
	Paternity	93	0.5%	
	Truancy	81	0.4%	
	Remand Visitation	79	0.4%	
	Remand Custody	78	0.4%	
	Foster Care Review	68	0.4%	
	Initial Foster Care	43	0.2%	
	Child in Need of Services	23	0.1%	
	Child at Risk	20	0.1%	
	Term Parental Rights	18	0.1%	
	Non-Family Abuse Prot Order	17	0.1%	
	Voluntary Continuing Services Agre	15	0.1%	
	Custody Relief	11	0.1%	
	Family Abuse - Prot Order	2	0.0%	
	Show Cause	2	0.0%	
	Emancipation	1	0.0%	
	Entrustment	1	0.0%	
	Violation Fam Abuse PO	1	0.0%	
	Capias	-	0.0%	
	<b>Total</b>		<b>10,788</b>	<b>59%</b>
	<b>Total</b>		<b>18,221</b>	<b>100%</b>

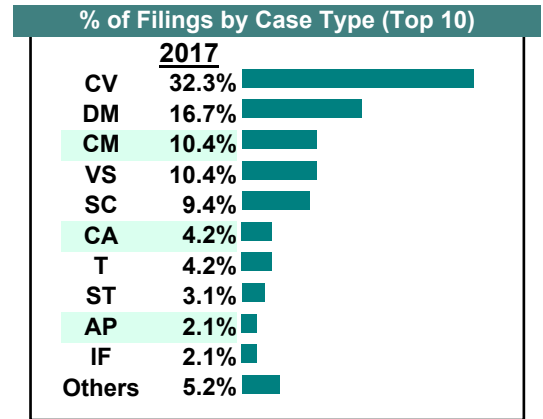
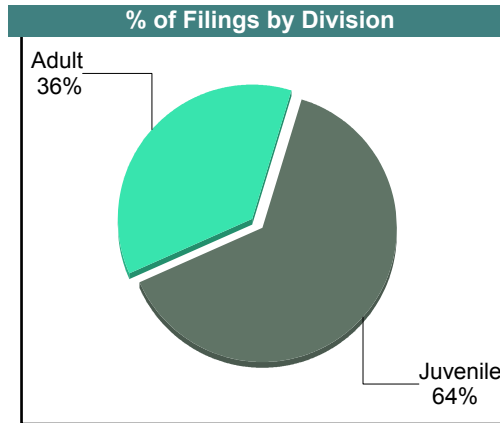
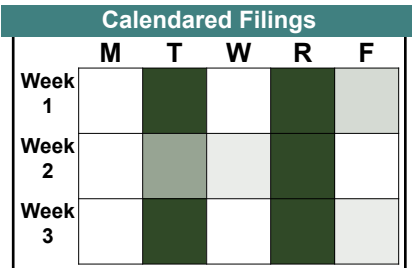
# CASELOAD STATISTICS OF THE JUVENILE & DOMESTIC RELATIONS COURTS

December 2017

**Accomack**

District: 32

		<u>Filings</u>	<u>Hearings</u>	<u>Transactions</u>	<u>Concluded</u>	<u>Cont</u>
<b>Adult</b>						
Non-Family Abuse Prot Order	AP	0	1	1	0	1
Capias	CA	4	8	8	5	3
Felony	CF	1	8	8	6	2
Misdemeanor	CM	10	23	23	10	13
Family Abuse - Prot Order	FP	1	4	4	3	1
Other	OT	0	1	1	0	1
Show Cause	SC	9	17	17	7	10
Civil Support	VS	10	24	24	15	9
<b>Adult Total</b>		<b>35</b>	<b>86</b>	<b>86</b>	<b>46</b>	<b>40</b>
<b>Juvenile</b>						
Non-Family Abuse Prot Order	AP	2	3	3	3	-
Child in Need of Services	CS	0	2	2	2	-
Custody Visitation	CV	31	68	68	39	29
Felony	DF	1	2	2	1	1
Misdemeanor	DM	16	18	20	5	15
Foster Care Review	FC	1	1	1	1	-
Initial Foster Care	IF	2	2	2	2	-
Permanency	PH	1	2	2	2	-
Petition	PT	0	2	2	1	1
Status	ST	3	4	4	2	2
Traffic	T	4	4	4	1	3
<b>Juvenile Total</b>		<b>61</b>	<b>108</b>	<b>110</b>	<b>59</b>	<b>51</b>
<b>Accomack Totals</b>		<b>96</b>	<b>194</b>	<b>196</b>	<b>105</b>	<b>91</b>



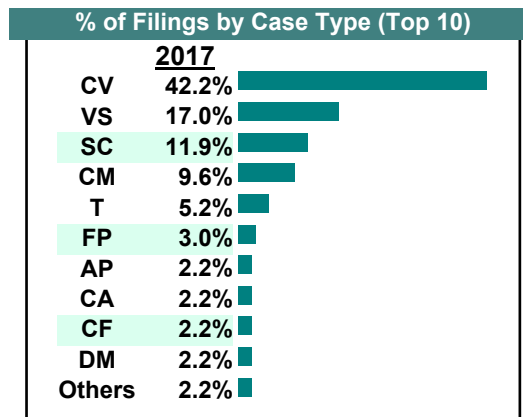
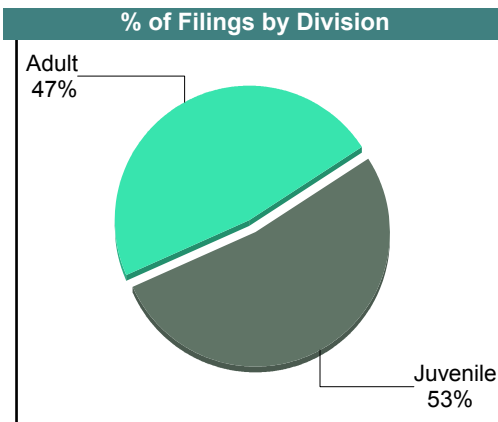

**CASELOAD STATISTICS OF THE JUVENILE & DOMESTIC RELATIONS COURTS**

November 2017

**Accomack**

District: 32

		<u>Filings</u>	<u>Hearings</u>	<u>Transactions</u>	<u>Concluded</u>	<u>Cont</u>
<b>Adult</b>						
Non-Family Abuse Prot Order	AP	1	1	1	0	1
Capias	CA	3	11	11	7	4
Felony	CF	3	10	10	3	7
Misdemeanor	CM	13	25	25	10	15
Family Abuse - Prot Order	FP	4	9	9	6	3
Other	OT	1	3	3	0	3
Show Cause	SC	16	56	56	34	22
Civil Support	VS	23	46	46	27	19
<b>Adult Total</b>		<b>64</b>	<b>161</b>	<b>161</b>	<b>87</b>	<b>74</b>
<b>Juvenile</b>						
Non-Family Abuse Prot Order	AP	2	2	2	1	1
Child in Need of Services	CS	0	1	1	1	-
Custody Visitation	CV	57	86	86	44	42
Misdemeanor	DM	3	13	13	6	7
Permanency	PH	2	3	3	0	3
Petition	PT	0	1	1	1	-
Status	ST	0	1	1	1	-
Traffic	T	7	7	10	6	4
Term Parental Rights	TP	0	2	2	0	2
<b>Juvenile Total</b>		<b>71</b>	<b>116</b>	<b>119</b>	<b>60</b>	<b>59</b>
<b>Accomack Totals</b>		<b>135</b>	<b>277</b>	<b>280</b>	<b>147</b>	<b>133</b>



# CASELOAD STATISTICS OF THE JUVENILE & DOMESTIC RELATIONS COURTS

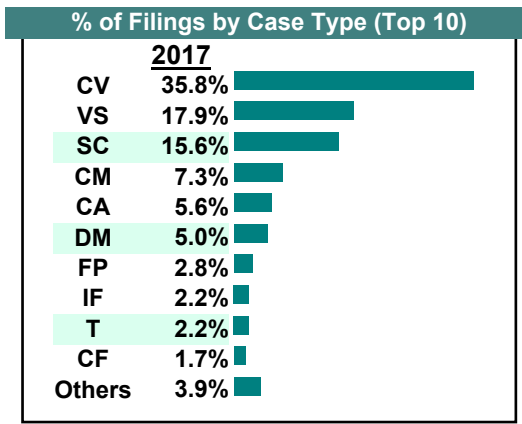
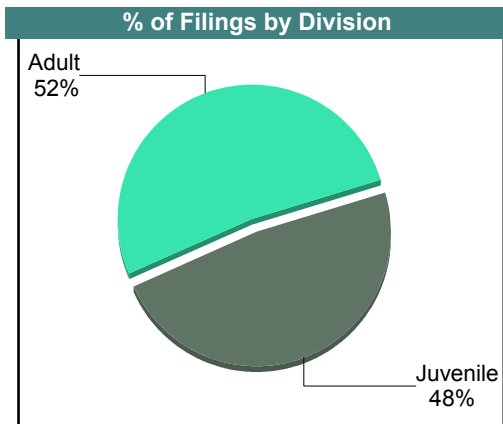
October 2017

**Accomack**

District: 32

		<u>Filings</u>	<u>Hearings</u>	<u>Transactions</u>	<u>Concluded</u>	<u>Cont</u>
<b>Adult</b>						
Capias	CA	10	17	17	8	9
Felony	CF	3	24	24	18	6
Misdemeanor	CM	13	43	43	27	16
Family Abuse - Prot Order	FP	5	13	13	8	5
Other	OT	2	3	3	2	1
Show Cause	SC	28	47	47	22	25
Civil Support	VS	32	49	49	30	19
<b>Adult Total</b>		<b>93</b>	<b>196</b>	<b>196</b>	<b>115</b>	<b>81</b>
<b>Juvenile</b>						
Abuse or Neglect	AN	0	5	5	5	-
Child in Need of Services	CS	2	2	2	0	2
Custody Visitation	CV	64	108	108	70	38
Felony	DF	1	9	9	7	2
Misdemeanor	DM	9	18	18	7	11
Initial Foster Care	IF	4	4	4	4	-
Petition	PT	2	3	3	1	2
Status	ST	0	1	1	0	1
Traffic	T	4	7	7	4	3
<b>Juvenile Total</b>		<b>86</b>	<b>157</b>	<b>157</b>	<b>98</b>	<b>59</b>
<b>Accomack Totals</b>		<b>179</b>	<b>353</b>	<b>353</b>	<b>213</b>	<b>140</b>

Calendared Filings					
	M	T	W	R	F
Week 1		■		■	
Week 2		■		■	■
Week 3	■	■		■	
Week 4		■		■	
Week 5		■		■	





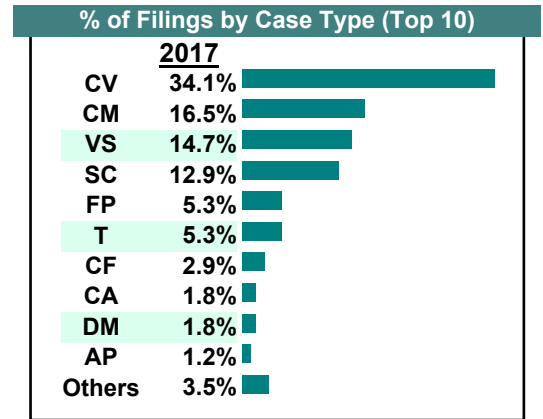
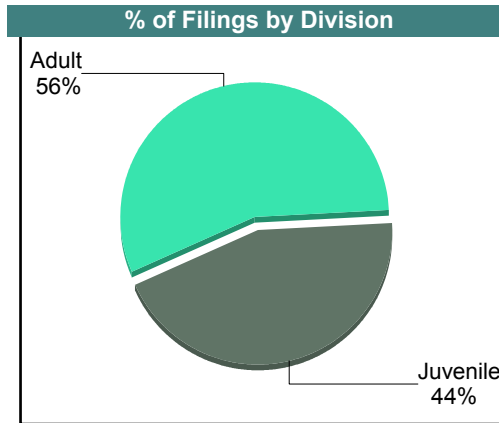

**CASELOAD STATISTICS OF THE JUVENILE & DOMESTIC RELATIONS COURTS**

September 2017

**Accomack**

District: 32

		<u>Filings</u>	<u>Hearings</u>	<u>Transactions</u>	<u>Concluded</u>	<u>Cont</u>
<b>Adult</b>						
Non-Family Abuse Prot Order	AP	2	2	2	2	-
Capias	CA	3	11	11	8	3
Felony	CF	5	19	19	9	10
Misdemeanor	CM	28	52	52	31	21
Family Abuse - Prot Order	FP	7	12	12	3	9
Other	OT	2	2	2	0	2
Remand Support	RS	1	1	1	1	-
Show Cause	SC	22	58	58	30	28
Civil Support	VS	25	38	38	19	19
<b>Adult Total</b>		<b>95</b>	<b>195</b>	<b>195</b>	<b>103</b>	<b>92</b>
<b>Juvenile</b>						
Abuse or Neglect	AN	0	6	6	1	5
Custody Relief	CR	1	1	1	1	-
Custody Visitation	CV	58	100	100	60	40
Felony	DF	0	8	8	4	4
Misdemeanor	DM	3	24	24	16	8
Family Abuse - Prot Order	FP	2	2	2	2	-
Initial Foster Care	IF	1	1	1	1	-
Permanency	PH	1	1	1	1	-
Status	ST	0	9	9	6	3
Traffic	T	9	13	17	14	3
<b>Juvenile Total</b>		<b>75</b>	<b>165</b>	<b>169</b>	<b>106</b>	<b>63</b>
<b>Accomack Totals</b>		<b>170</b>	<b>360</b>	<b>364</b>	<b>209</b>	<b>155</b>



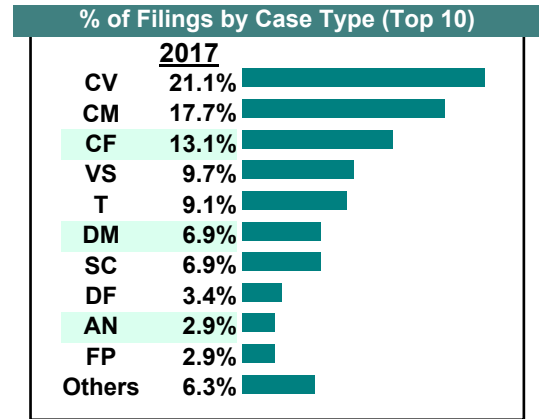
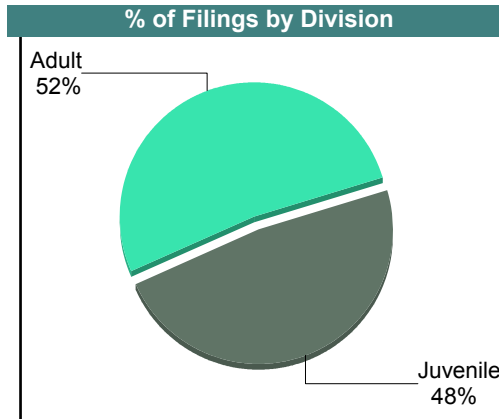

**CASELOAD STATISTICS OF THE JUVENILE & DOMESTIC RELATIONS COURTS**

**August 2017**

**Accomack**

District: 32

		<u>Filings</u>	<u>Hearings</u>	<u>Transactions</u>	<u>Concluded</u>	<u>Cont</u>
<b><u>Adult</u></b>						
Capias	CA	2	5	5	2	3
Felony	CF	23	33	33	4	29
Misdemeanor	CM	31	49	49	12	37
Family Abuse - Prot Order	FP	5	12	12	4	8
Remand Support	RS	1	1	1	1	-
Show Cause	SC	12	25	25	12	13
Civil Support	VS	17	31	31	19	12
<b>Adult Total</b>		<b>91</b>	<b>156</b>	<b>156</b>	<b>54</b>	<b>102</b>
<b><u>Juvenile</u></b>						
Abuse or Neglect	AN	5	7	7	1	6
Custody Visitation	CV	37	64	64	44	20
Felony	DF	6	43	43	19	24
Misdemeanor	DM	12	21	22	8	14
Foster Care Review	FC	1	1	1	1	-
Permanency	PH	1	1	1	0	1
Petition	PT	0	5	5	2	3
Remand Custody	RC	1	1	1	1	-
Restricted O/L	RL	1	1	1	1	-
Remand Visitation	RV	1	1	1	1	-
Status	ST	1	1	1	1	-
Traffic	T	16	19	21	13	8
Term Parental Rights	TP	2	2	2	0	2
<b>Juvenile Total</b>		<b>84</b>	<b>167</b>	<b>170</b>	<b>92</b>	<b>78</b>
<b>Accomack Totals</b>		<b>175</b>	<b>323</b>	<b>326</b>	<b>146</b>	<b>180</b>



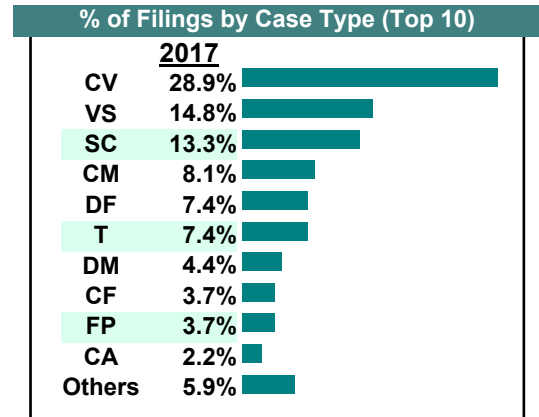
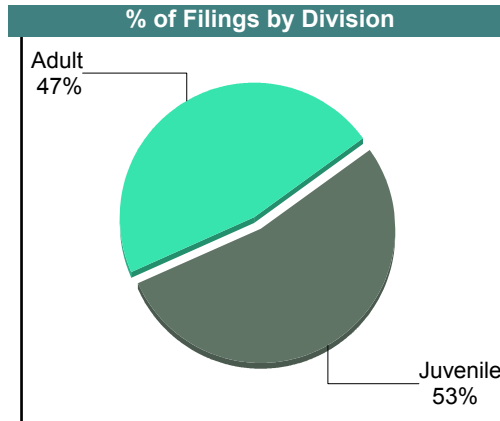
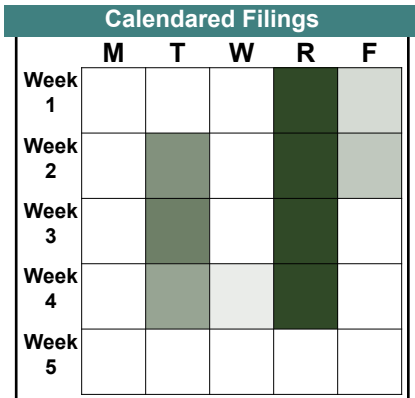
# CASELOAD STATISTICS OF THE JUVENILE & DOMESTIC RELATIONS COURTS

July 2017

**Accomack**

District: 32

		<u>Filings</u>	<u>Hearings</u>	<u>Transactions</u>	<u>Concluded</u>	<u>Cont</u>
<b><u>Adult</u></b>						
Capias	CA	3	9	9	5	4
Felony	CF	5	13	13	2	11
Misdemeanor	CM	11	19	19	7	12
Family Abuse - Prot Order	FP	5	9	9	5	4
Other	OT	0	1	1	1	-
Remand Support	RS	1	1	1	1	-
Show Cause	SC	18	35	35	13	22
Civil Support	VS	20	31	31	19	12
<b>Adult Total</b>		<b>63</b>	<b>118</b>	<b>118</b>	<b>53</b>	<b>65</b>
<b><u>Juvenile</u></b>						
Abuse or Neglect	AN	1	3	3	0	3
Child in Need of Services	CS	0	1	1	0	1
Custody Visitation	CV	39	83	83	63	20
Felony	DF	10	23	23	1	22
Misdemeanor	DM	6	15	15	4	11
Foster Care Review	FC	1	1	1	1	-
Family Abuse - Prot Order	FP	0	1	1	1	-
Initial Foster Care	IF	1	1	1	1	-
Permanency	PH	1	1	1	1	-
Petition	PT	1	1	1	1	-
Status	ST	2	4	4	3	1
Traffic	T	10	11	13	10	3
<b>Juvenile Total</b>		<b>72</b>	<b>145</b>	<b>147</b>	<b>86</b>	<b>61</b>
<b>Accomack Totals</b>		<b>135</b>	<b>263</b>	<b>265</b>	<b>139</b>	<b>126</b>



**CASELOAD STATISTICS OF THE JUVENILE & DOMESTIC RELATIONS COURTS**

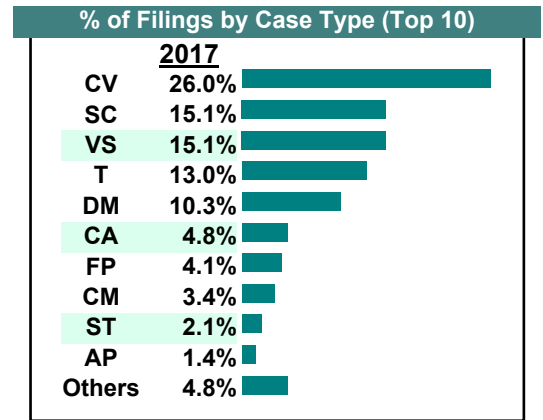
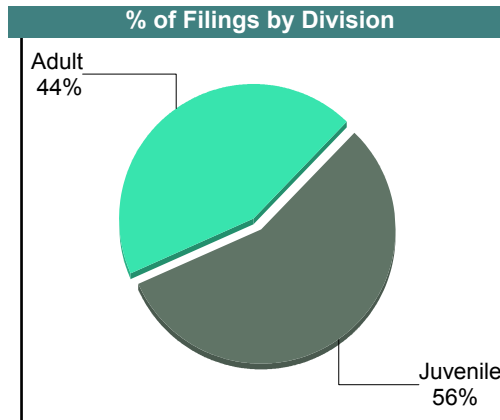
June 2017

**Accomack**

District: 32

		<u>Filings</u>	<u>Hearings</u>	<u>Transactions</u>	<u>Concluded</u>	<u>Cont</u>
<b>Adult</b>						
Capias	CA	7	12	12	8	4
Felony	CF	2	2	2	0	2
Misdemeanor	CM	5	19	19	12	7
Family Abuse - Prot Order	FP	5	7	7	4	3
Other	OT	0	1	1	1	-
Remand Support	RS	1	1	1	1	-
Show Cause	SC	22	46	46	20	26
Civil Support	VS	22	35	35	21	14
<b>Adult Total</b>		<b>64</b>	<b>123</b>	<b>123</b>	<b>67</b>	<b>56</b>
<b>Juvenile</b>						
Abuse or Neglect	AN	1	16	16	10	6
Non-Family Abuse Prot Order	AP	2	3	3	2	1
Custody Visitation	CV	38	99	99	47	52
Felony	DF	1	12	12	0	12
Misdemeanor	DM	15	22	22	8	14
Family Abuse - Prot Order	FP	1	1	1	0	1
Petition	PT	2	3	3	0	3
Status	ST	3	6	6	2	4
Traffic	T	19	17	22	16	6
<b>Juvenile Total</b>		<b>82</b>	<b>179</b>	<b>184</b>	<b>85</b>	<b>99</b>
<b>Accomack Totals</b>		<b>146</b>	<b>302</b>	<b>307</b>	<b>152</b>	<b>155</b>

Calendared Filings					
	M	T	W	R	F
Week 1					
Week 2					
Week 3					
Week 4					
Week 5					



**CASELOAD STATISTICS OF THE JUVENILE & DOMESTIC RELATIONS COURTS**

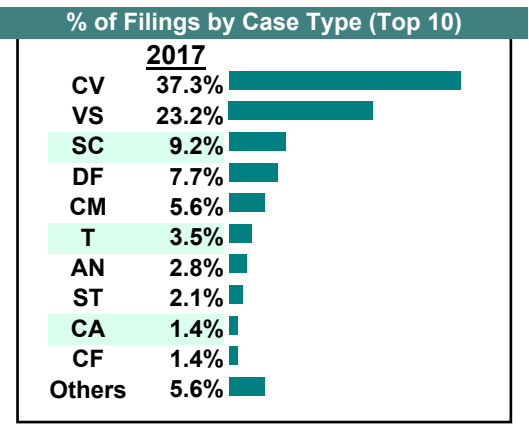
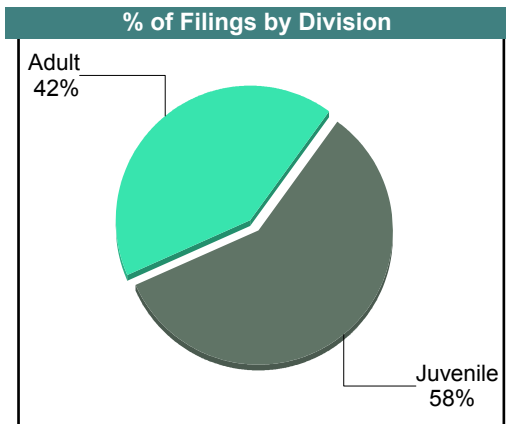
May 2017

**Accomack**

District: 32

		<u>Filings</u>	<u>Hearings</u>	<u>Transactions</u>	<u>Concluded</u>	<u>Cont</u>
<b>Adult</b>						
Capias	CA	2	6	6	4	2
Felony	CF	2	7	7	2	5
Misdemeanor	CM	8	28	28	14	14
Family Abuse - Prot Order	FP	1	3	3	2	1
Show Cause	SC	13	27	27	14	13
Civil Support	VS	33	41	41	29	12
<b>Adult Total</b>		<b>59</b>	<b>112</b>	<b>112</b>	<b>65</b>	<b>47</b>
<b>Juvenile</b>						
Abuse or Neglect	AN	4	7	7	3	4
Custody Visitation	CV	53	97	97	37	60
Felony	DF	11	12	12	0	12
Misdemeanor	DM	2	6	6	2	4
Foster Care Review	FC	2	2	2	2	-
Petition	PT	1	4	4	2	2
Remand Custody	RC	1	1	1	1	-
Remand Visitation	RV	1	1	1	1	-
Status	ST	3	8	8	1	7
Traffic	T	5	3	5	2	3
<b>Juvenile Total</b>		<b>83</b>	<b>141</b>	<b>143</b>	<b>51</b>	<b>92</b>
<b>Accomack Totals</b>		<b>142</b>	<b>253</b>	<b>255</b>	<b>116</b>	<b>139</b>

Calendared Filings					
	M	T	W	R	F
Week 1					
Week 2					
Week 3					
Week 4					
Week 5					



# CASELOAD STATISTICS OF THE JUVENILE & DOMESTIC RELATIONS COURTS

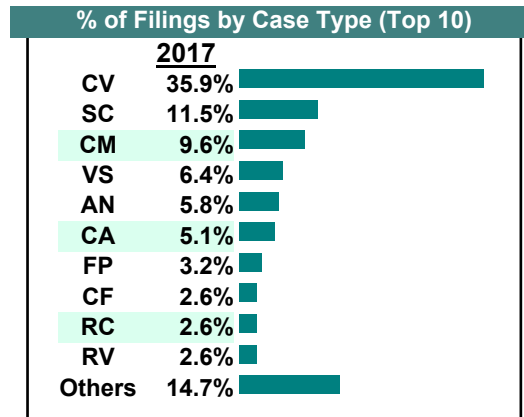
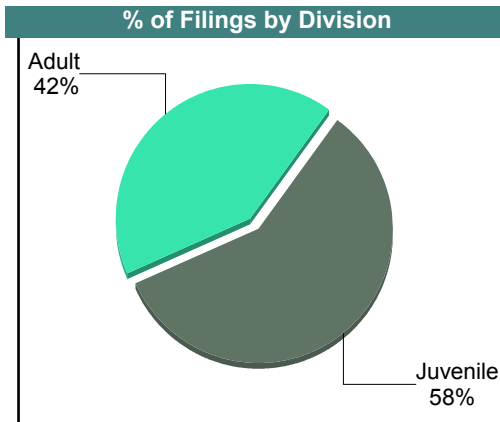
April 2017

**Accomack**

District: 32

		<u>Filings</u>	<u>Hearings</u>	<u>Transactions</u>	<u>Concluded</u>	<u>Cont</u>
<b>Adult</b>						
Capias	CA	8	14	14	6	8
Felony	CF	4	13	13	3	10
Misdemeanor	CM	15	33	33	17	16
Family Abuse - Prot Order	FP	5	12	12	7	5
Other	OT	2	2	2	0	2
Remand Support	RS	3	3	3	3	-
Show Cause	SC	18	27	27	12	15
Civil Support	VS	10	24	24	15	9
<b>Adult Total</b>		<b>65</b>	<b>128</b>	<b>128</b>	<b>63</b>	<b>65</b>
<b>Juvenile</b>						
Abuse or Neglect	AN	9	16	16	1	15
Child in Need of Services	CS	0	1	1	0	1
Custody Visitation	CV	56	82	82	41	41
Felony	DF	1	1	1	0	1
Misdemeanor	DM	2	4	4	3	1
Foster Care Review	FC	2	2	2	2	-
Initial Foster Care	IF	2	2	2	2	-
Petition	PT	3	3	3	2	1
Remand Custody	RC	4	4	4	4	-
Remand Visitation	RV	4	4	4	4	-
Status	ST	3	4	4	1	3
Traffic	T	3	2	3	3	-
Term Parental Rights	TP	2	2	2	2	-
<b>Juvenile Total</b>		<b>91</b>	<b>127</b>	<b>128</b>	<b>65</b>	<b>63</b>
<b>Accomack Totals</b>		<b>156</b>	<b>255</b>	<b>256</b>	<b>128</b>	<b>128</b>

Calendared Filings					
	M	T	W	R	F
Week 1					
Week 2					
Week 3					
Week 4					



# CASELOAD STATISTICS OF THE JUVENILE & DOMESTIC RELATIONS COURTS

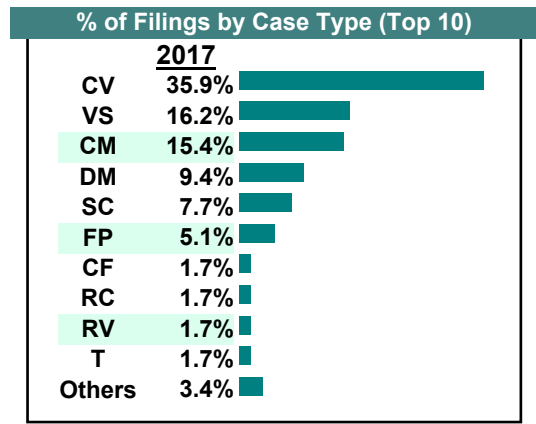
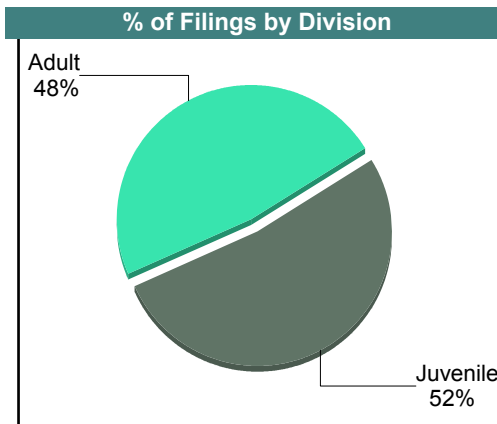
March 2017

**Accomack**

District: 32

		<u>Filings</u>	<u>Hearings</u>	<u>Transactions</u>	<u>Concluded</u>	<u>Cont</u>
<b>Adult</b>						
Capias	CA	1	7	7	3	4
Felony	CF	2	3	3	0	3
Misdemeanor	CM	18	38	38	15	23
Family Abuse - Prot Order	FP	6	8	8	2	6
Remand Support	RS	1	1	1	1	-
Show Cause	SC	9	29	29	14	15
Civil Support	VS	19	22	22	12	10
<b>Adult Total</b>		<b>56</b>	<b>108</b>	<b>108</b>	<b>47</b>	<b>61</b>
<b>Juvenile</b>						
Abuse or Neglect	AN	0	1	1	0	1
Custody Visitation	CV	42	97	97	51	46
Misdemeanor	DM	11	21	21	9	12
Foster Care Review	FC	1	1	1	1	-
Petition	PT	1	3	3	1	2
Remand Custody	RC	2	2	2	2	-
Remand Visitation	RV	2	2	2	2	-
Status	ST	0	5	5	1	4
Traffic	T	2	3	3	3	-
<b>Juvenile Total</b>		<b>61</b>	<b>135</b>	<b>135</b>	<b>70</b>	<b>65</b>
<b>Accomack Totals</b>		<b>117</b>	<b>243</b>	<b>243</b>	<b>117</b>	<b>126</b>

Calendared Filings					
	M	T	W	R	F
Week 1					
Week 2					
Week 3					
Week 4					



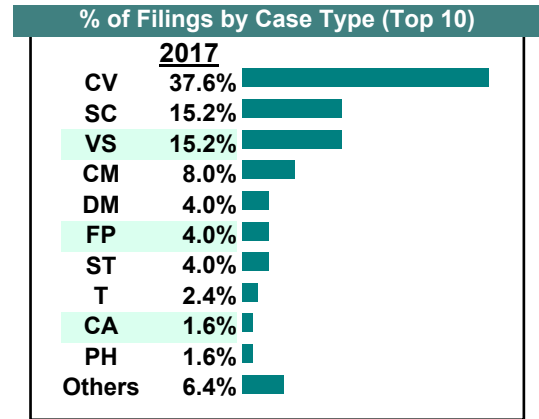
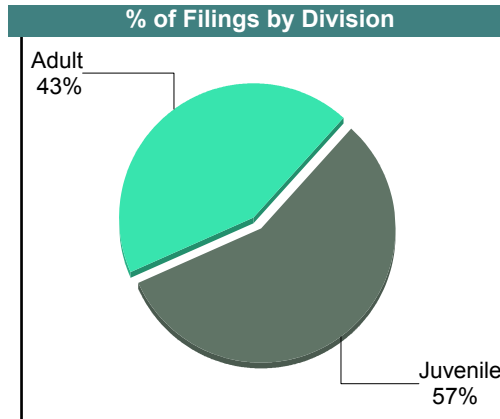
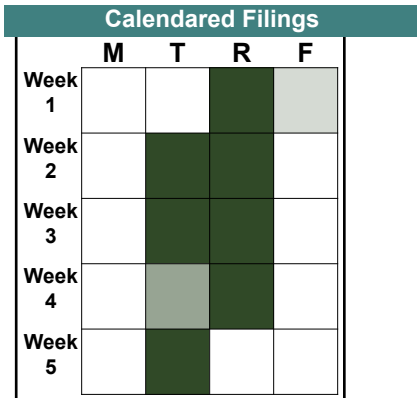
**CASELOAD STATISTICS OF THE JUVENILE & DOMESTIC RELATIONS COURTS**

February 2017

**Accomack**

District: 32

		<u>Filings</u>	<u>Hearings</u>	<u>Transactions</u>	<u>Concluded</u>	<u>Cont</u>
<b><u>Adult</u></b>						
Capias	CA	2	11	11	5	6
Felony	CF	0	7	7	4	3
Misdemeanor	CM	10	33	33	15	18
Family Abuse - Prot Order	FP	4	5	5	4	1
Show Cause	SC	19	47	47	28	19
Civil Support	VS	19	27	27	16	11
<b>Adult Total</b>		<b>54</b>	<b>130</b>	<b>130</b>	<b>72</b>	<b>58</b>
<b><u>Juvenile</u></b>						
Abuse or Neglect	AN	1	2	2	0	2
Capias	CA	0	2	2	1	1
Child in Need of Services	CS	1	1	1	0	1
Custody Visitation	CV	47	77	77	45	32
Felony	DF	0	1	1	0	1
Misdemeanor	DM	5	13	13	4	9
Foster Care Review	FC	1	1	1	1	-
Family Abuse - Prot Order	FP	1	1	1	1	-
Permanency	PH	2	2	2	2	-
Remand Custody	RC	2	2	2	2	-
Remand Visitation	RV	2	2	2	2	-
Status	ST	5	7	7	1	6
Traffic	T	3	2	3	3	-
Term Parental Rights	TP	1	1	1	1	-
<b>Juvenile Total</b>		<b>71</b>	<b>114</b>	<b>115</b>	<b>63</b>	<b>52</b>
<b>Accomack Totals</b>		<b>125</b>	<b>244</b>	<b>245</b>	<b>135</b>	<b>110</b>





**CASELOAD STATISTICS OF THE JUVENILE & DOMESTIC RELATIONS COURTS**

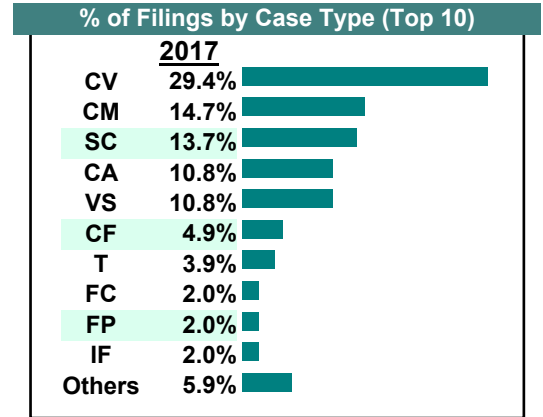
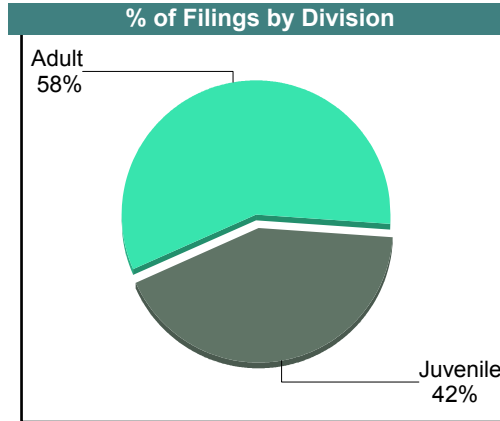
January 2017

**Accomack**

District: 32

		<u>Filings</u>	<u>Hearings</u>	<u>Transactions</u>	<u>Concluded</u>	<u>Cont</u>
<b><u>Adult</u></b>						
Capias	CA	11	17	17	8	9
Felony	CF	5	7	7	1	6
Misdemeanor	CM	15	35	35	12	23
Family Abuse - Prot Order	FP	2	6	6	4	2
Remand Support	RS	1	1	1	1	-
Show Cause	SC	14	35	35	16	19
Civil Support	VS	11	23	23	16	7
<b>Adult Total</b>		<b>59</b>	<b>124</b>	<b>124</b>	<b>58</b>	<b>66</b>
<b><u>Juvenile</u></b>						
Abuse or Neglect	AN	0	2	2	1	1
Child in Need of Services	CS	0	2	2	1	1
Custody Visitation	CV	30	78	78	28	50
Felony	DF	0	4	4	4	-
Misdemeanor	DM	1	12	12	2	10
Foster Care Review	FC	2	2	2	2	-
Initial Foster Care	IF	2	4	4	2	2
Petition	PT	0	1	1	0	1
Remand Custody	RC	2	2	2	2	-
Remand Visitation	RV	2	2	2	2	-
Status	ST	0	1	1	0	1
Traffic	T	4	7	8	7	1
<b>Juvenile Total</b>		<b>43</b>	<b>117</b>	<b>118</b>	<b>51</b>	<b>67</b>
<b>Accomack Totals</b>		<b>102</b>	<b>241</b>	<b>242</b>	<b>109</b>	<b>133</b>

Calendared Filings					
	M	T	W	R	F
Week 1		█	█		█
Week 2		█	█	█	
Week 3		█	█	█	█
Week 4		█		█	
Week 5		█		█	



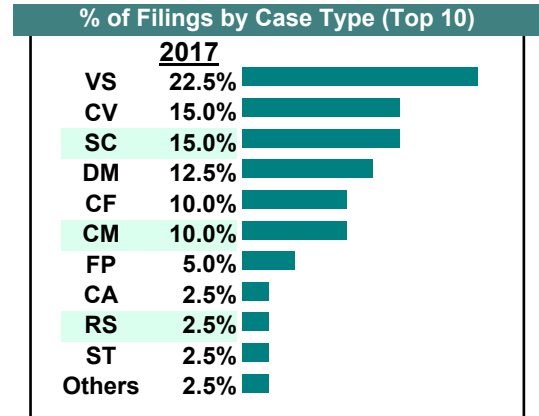
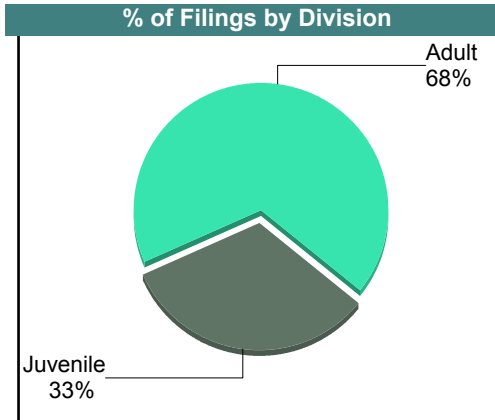

**CASELOAD STATISTICS OF THE JUVENILE & DOMESTIC RELATIONS COURTS**

December 2017

**Northampton**

District: 32

		<u>Filings</u>	<u>Hearings</u>	<u>Transactions</u>	<u>Concluded</u>	<u>Cont</u>
<b><u>Adult</u></b>						
Capias	CA	1	2	2	1	1
Felony	CF	4	7	8	2	6
Misdemeanor	CM	4	10	10	5	5
Family Abuse - Prot Order	FP	2	3	3	0	3
Remand Support	RS	1	1	1	1	-
Show Cause	SC	6	19	19	7	12
Civil Support	VS	9	14	14	11	3
<b>Adult Total</b>		<b>27</b>	<b>56</b>	<b>57</b>	<b>27</b>	<b>30</b>
<b><u>Juvenile</u></b>						
Custody Visitation	CV	6	17	17	8	9
Felony	DF	0	1	1	0	1
Misdemeanor	DM	5	14	14	3	11
Petition	PT	0	3	3	3	-
Status	ST	1	1	1	0	1
Traffic	T	1	0	1	1	-
Truancy	TR	0	2	2	2	-
<b>Juvenile Total</b>		<b>13</b>	<b>38</b>	<b>39</b>	<b>17</b>	<b>22</b>
<b>Northampton Totals</b>		<b>40</b>	<b>94</b>	<b>96</b>	<b>44</b>	<b>52</b>



**CASELOAD STATISTICS OF THE JUVENILE & DOMESTIC RELATIONS COURTS**

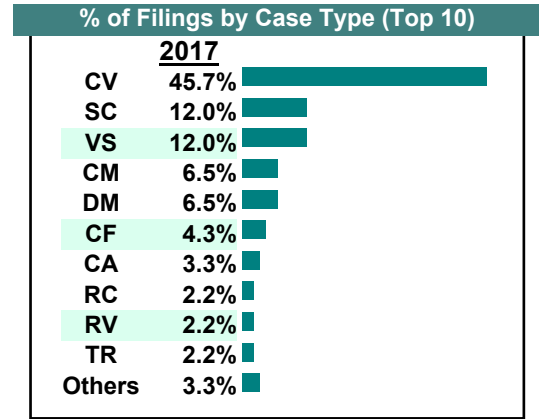
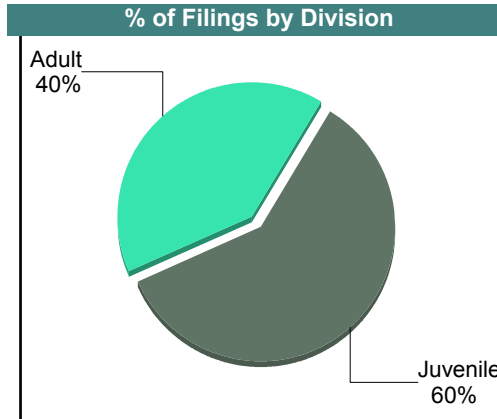
November 2017

**Northampton**

District: 32

		<u>Filings</u>	<u>Hearings</u>	<u>Transactions</u>	<u>Concluded</u>	<u>Cont</u>
<b><u>Adult</u></b>						
Capias	CA	3	4	4	2	2
Felony	CF	4	2	4	2	2
Misdemeanor	CM	6	13	13	3	10
Motion - Prot Order	MP	1	1	1	1	-
Remand Support	RS	1	1	1	1	-
Show Cause	SC	11	28	28	9	19
Civil Support	VS	11	17	17	11	6
<b>Adult Total</b>		<b>37</b>	<b>66</b>	<b>68</b>	<b>29</b>	<b>39</b>
<b><u>Juvenile</u></b>						
Custody Visitation	CV	42	57	57	25	32
Felony	DF	0	1	1	1	-
Misdemeanor	DM	6	14	14	6	8
Petition	PT	0	2	2	0	2
Remand Custody	RC	2	2	2	2	-
Remand Visitation	RV	2	2	2	2	-
Traffic	T	1	2	2	1	1
Truancy	TR	2	2	2	0	2
<b>Juvenile Total</b>		<b>55</b>	<b>82</b>	<b>82</b>	<b>37</b>	<b>45</b>
<b>Northampton Totals</b>		<b>92</b>	<b>148</b>	<b>150</b>	<b>66</b>	<b>84</b>

<b>Calendared Filings</b>					
	<b>M</b>	<b>T</b>	<b>W</b>	<b>R</b>	<b>F</b>
Week 1			■		
Week 2	■		■		
Week 3	■		■		■
Week 4	■				
Week 5	■		■		



**CASELOAD STATISTICS OF THE JUVENILE & DOMESTIC RELATIONS COURTS**

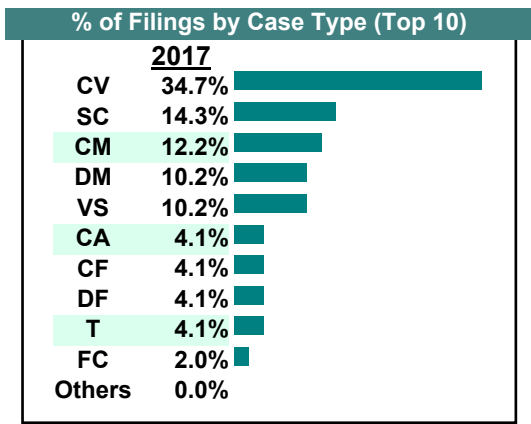
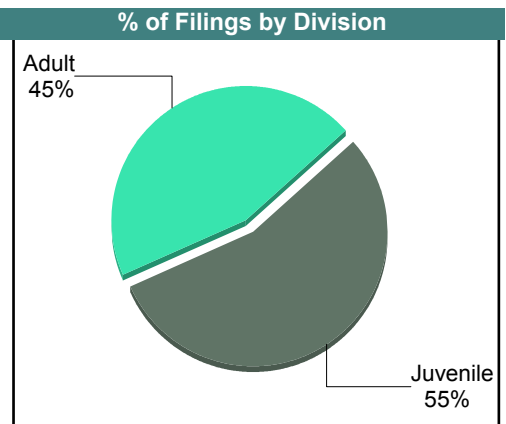
October 2017

**Northampton**

District: 32

		<u>Filings</u>	<u>Hearings</u>	<u>Transactions</u>	<u>Concluded</u>	<u>Cont</u>
<b><u>Adult</u></b>						
Capias	CA	2	3	3	2	1
Felony	CF	2	9	9	3	6
Misdemeanor	CM	6	22	22	9	13
Family Abuse - Prot Order	FP	0	3	3	3	-
Show Cause	SC	7	15	15	7	8
Civil Support	VS	5	8	8	4	4
<b>Adult Total</b>		<b>22</b>	<b>60</b>	<b>60</b>	<b>28</b>	<b>32</b>
<b><u>Juvenile</u></b>						
Custody Visitation	CV	17	35	35	16	19
Felony	DF	2	6	6	3	3
Misdemeanor	DM	5	18	18	3	15
Foster Care Review	FC	1	1	1	1	-
Traffic	T	2	5	5	3	2
<b>Juvenile Total</b>		<b>27</b>	<b>65</b>	<b>65</b>	<b>26</b>	<b>39</b>
<b>Northampton Totals</b>		<b>49</b>	<b>125</b>	<b>125</b>	<b>54</b>	<b>71</b>

Calendared Filings					
	M	T	W	R	F
Week 1	■		■		
Week 2			■		
Week 3	■		■		■
Week 4	■				
Week 5	■				



**CASELOAD STATISTICS OF THE JUVENILE & DOMESTIC RELATIONS COURTS**

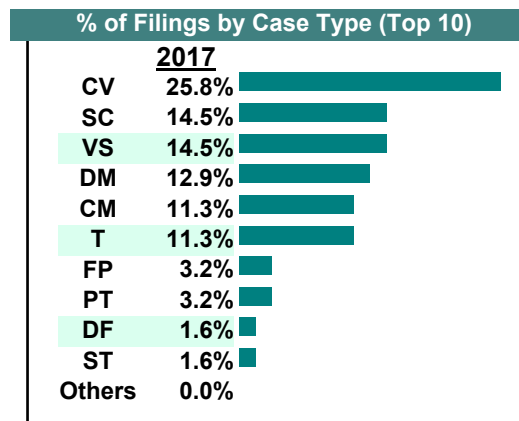
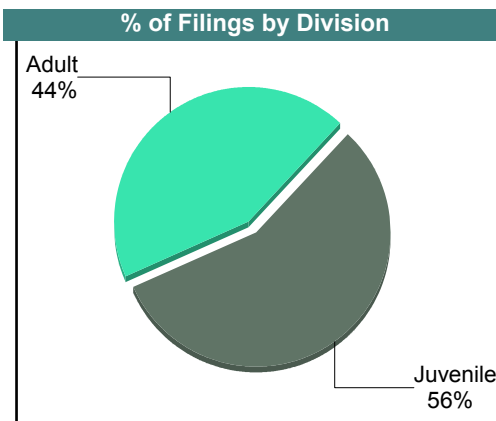
September 2017

**Northampton**

District: 32

		<u>Filings</u>	<u>Hearings</u>	<u>Transactions</u>	<u>Concluded</u>	<u>Cont</u>
<b><u>Adult</u></b>						
Felony	CF	0	4	4	3	1
Misdemeanor	CM	7	15	15	1	14
Family Abuse - Prot Order	FP	2	6	6	0	6
Show Cause	SC	9	23	23	10	13
Civil Support	VS	9	14	14	8	6
<b>Adult Total</b>		<b>27</b>	<b>62</b>	<b>62</b>	<b>22</b>	<b>40</b>
<b><u>Juvenile</u></b>						
Child in Need of Services	CS	0	1	1	1	-
Custody Visitation	CV	16	27	27	12	15
Felony	DF	1	2	2	1	1
Misdemeanor	DM	8	18	18	6	12
Permanency	PH	0	1	1	1	-
Petition	PT	2	2	2	0	2
Status	ST	1	1	1	1	-
Traffic	T	7	5	8	8	-
Term Parental Rights	TP	0	2	2	2	-
<b>Juvenile Total</b>		<b>35</b>	<b>59</b>	<b>62</b>	<b>32</b>	<b>30</b>
<b>Northampton Totals</b>		<b>62</b>	<b>121</b>	<b>124</b>	<b>54</b>	<b>70</b>

Calendared Filings					
	M	T	W	R	F
Week 1					
Week 2					
Week 3					
Week 4					



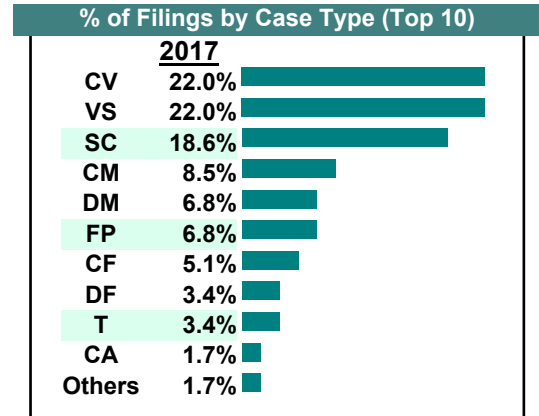
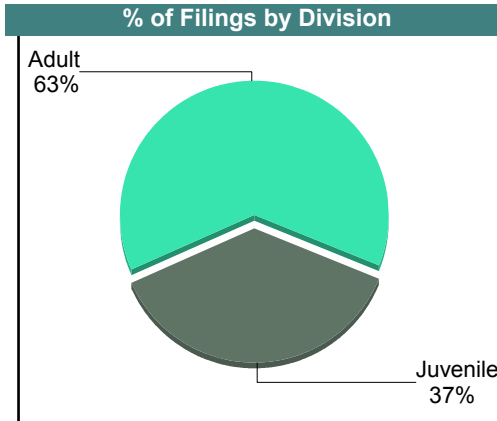

**CASELOAD STATISTICS OF THE JUVENILE & DOMESTIC RELATIONS COURTS**

**August 2017**

**Northampton**

District: 32

		<u>Filings</u>	<u>Hearings</u>	<u>Transactions</u>	<u>Concluded</u>	<u>Cont</u>
<b><u>Adult</u></b>						
Capias	CA	1	1	1	1	-
Felony	CF	3	5	5	0	5
Misdemeanor	CM	5	14	14	8	6
Family Abuse - Prot Order	FP	4	10	10	6	4
Show Cause	SC	11	21	21	6	15
Civil Support	VS	13	17	17	11	6
<b>Adult Total</b>		<b>37</b>	<b>68</b>	<b>68</b>	<b>32</b>	<b>36</b>
<b><u>Juvenile</u></b>						
Child in Need of Services	CS	0	1	1	0	1
Custody Visitation	CV	13	33	33	20	13
Felony	DF	2	6	6	1	5
Misdemeanor	DM	4	13	13	4	9
Foster Care Review	FC	1	1	1	1	-
Traffic	T	2	4	4	3	1
<b>Juvenile Total</b>		<b>22</b>	<b>58</b>	<b>58</b>	<b>29</b>	<b>29</b>
<b>Northampton Totals</b>		<b>59</b>	<b>126</b>	<b>126</b>	<b>61</b>	<b>65</b>



**CASELOAD STATISTICS OF THE JUVENILE & DOMESTIC RELATIONS COURTS**

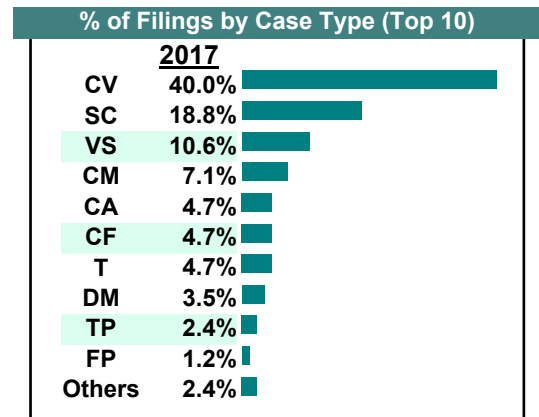
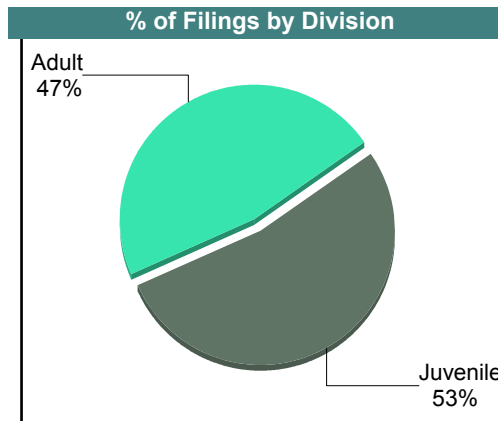
July 2017

**Northampton**

District: 32

		<u>Filings</u>	<u>Hearings</u>	<u>Transactions</u>	<u>Concluded</u>	<u>Cont</u>
<b><u>Adult</u></b>						
Capias	CA	4	7	7	6	1
Felony	CF	4	7	7	1	6
Misdemeanor	CM	6	13	13	4	9
Family Abuse - Prot Order	FP	1	3	3	0	3
Show Cause	SC	16	42	42	27	15
Civil Support	VS	9	14	14	11	3
<b>Adult Total</b>		<b>40</b>	<b>86</b>	<b>86</b>	<b>49</b>	<b>37</b>
<b><u>Juvenile</u></b>						
Child in Need of Services	CS	0	1	1	0	1
Custody Visitation	CV	34	52	52	28	24
Felony	DF	0	2	2	1	1
Misdemeanor	DM	3	8	8	1	7
Permanency	PH	1	1	1	0	1
Petition	PT	1	3	3	2	1
Traffic	T	4	4	5	1	4
Term Parental Rights	TP	2	2	2	0	2
<b>Juvenile Total</b>		<b>45</b>	<b>73</b>	<b>74</b>	<b>33</b>	<b>41</b>
<b>Northampton Totals</b>		<b>85</b>	<b>159</b>	<b>160</b>	<b>82</b>	<b>78</b>

Calendared Filings					
	M	T	W	R	F
Week 1					
Week 2					
Week 3					
Week 4					



**CASELOAD STATISTICS OF THE JUVENILE & DOMESTIC RELATIONS COURTS**

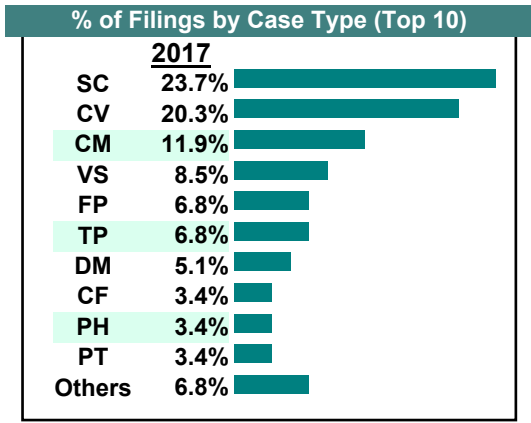
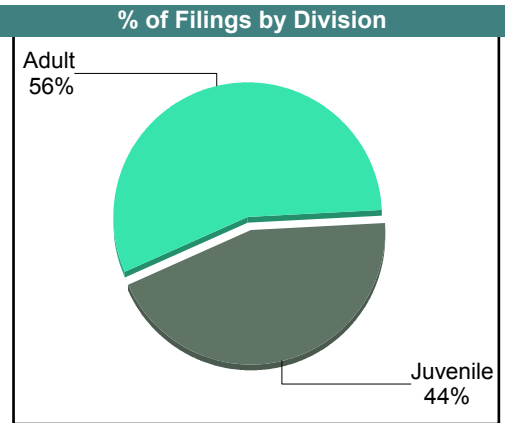
June 2017

**Northampton**

District: 32

		<u>Filings</u>	<u>Hearings</u>	<u>Transactions</u>	<u>Concluded</u>	<u>Cont</u>
<b><u>Adult</u></b>						
Capias	CA	1	2	2	2	-
Felony	CF	2	6	6	4	2
Misdemeanor	CM	7	13	13	1	12
Family Abuse - Prot Order	FP	4	6	6	3	3
Show Cause	SC	14	25	25	10	15
Civil Support	VS	5	10	10	5	5
<b>Adult Total</b>		<b>33</b>	<b>62</b>	<b>62</b>	<b>25</b>	<b>37</b>
<b><u>Juvenile</u></b>						
Custody Visitation	CV	12	31	31	13	18
Felony	DF	1	4	4	1	3
Misdemeanor	DM	3	17	17	4	13
Permanency	PH	2	2	2	2	-
Petition	PT	2	2	2	0	2
Traffic	T	2	5	5	2	3
Term Parental Rights	TP	4	4	4	4	-
<b>Juvenile Total</b>		<b>26</b>	<b>65</b>	<b>65</b>	<b>26</b>	<b>39</b>
<b>Northampton Totals</b>		<b>59</b>	<b>127</b>	<b>127</b>	<b>51</b>	<b>76</b>

Calendared Filings					
	M	T	W	R	F
Week 1					
Week 2					
Week 3					
Week 4					
Week 5					





**CASELOAD STATISTICS OF THE JUVENILE & DOMESTIC RELATIONS COURTS**

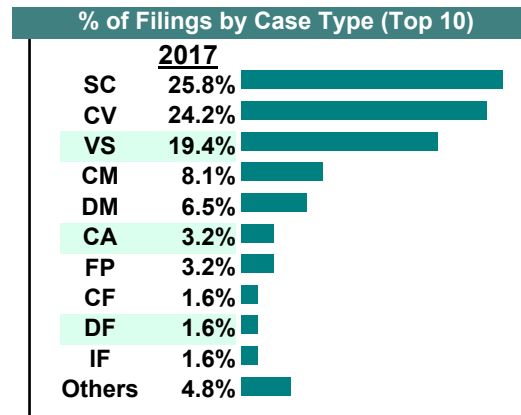
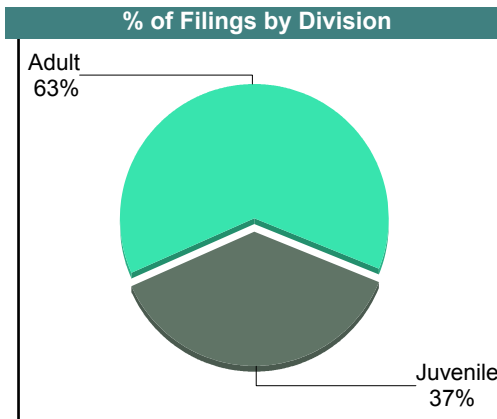
May 2017

**Northampton**

District: 32

		<u>Filings</u>	<u>Hearings</u>	<u>Transactions</u>	<u>Concluded</u>	<u>Cont</u>
<b><u>Adult</u></b>						
Capias	CA	2	5	5	2	3
Felony	CF	1	6	6	1	5
Misdemeanor	CM	5	9	9	6	3
Family Abuse - Prot Order	FP	2	5	5	2	3
Motion - Prot Order	MP	1	1	1	1	-
Show Cause	SC	16	36	36	14	22
Civil Support	VS	12	18	18	12	6
<b>Adult Total</b>		<b>39</b>	<b>80</b>	<b>80</b>	<b>38</b>	<b>42</b>
<b><u>Juvenile</u></b>						
Custody Visitation	CV	15	18	18	11	7
Felony	DF	1	11	11	1	10
Misdemeanor	DM	4	22	22	9	13
Initial Foster Care	IF	1	1	1	1	-
Petition	PT	0	2	2	2	-
Status	ST	1	1	1	1	-
Traffic	T	1	1	1	1	-
<b>Juvenile Total</b>		<b>23</b>	<b>56</b>	<b>56</b>	<b>26</b>	<b>30</b>
<b>Northampton Totals</b>		<b>62</b>	<b>136</b>	<b>136</b>	<b>64</b>	<b>72</b>

<b>Calendared Filings</b>				
	<b>M</b>	<b>T</b>	<b>W</b>	<b>R</b>
Week 1				
Week 2				
Week 3				
Week 4				
Week 5				



**CASELOAD STATISTICS OF THE JUVENILE & DOMESTIC RELATIONS COURTS**

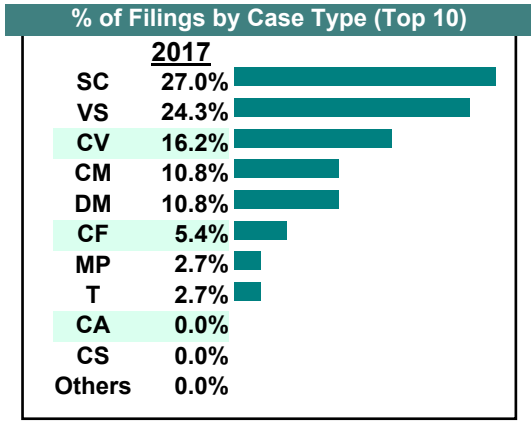
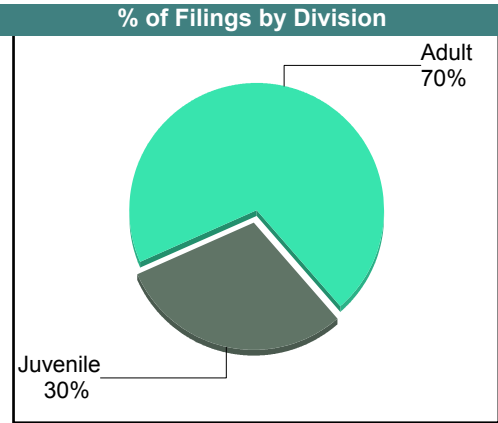
April 2017

**Northampton**

District: 32

		<u>Filings</u>	<u>Hearings</u>	<u>Transactions</u>	<u>Concluded</u>	<u>Cont</u>
<b><u>Adult</u></b>						
Capias	CA	0	2	2	1	1
Felony	CF	2	2	2	0	2
Misdemeanor	CM	4	10	10	5	5
Family Abuse - Prot Order	FP	0	2	2	2	-
Motion - Prot Order	MP	1	1	1	1	-
Show Cause	SC	10	26	26	8	18
Civil Support	VS	9	11	11	9	2
<b>Adult Total</b>		<b>26</b>	<b>54</b>	<b>54</b>	<b>26</b>	<b>28</b>
<b><u>Juvenile</u></b>						
Child in Need of Services	CS	0	1	1	0	1
Custody Visitation	CV	6	30	30	17	13
Felony	DF	0	5	5	1	4
Misdemeanor	DM	4	16	16	4	12
Petition	PT	0	2	2	0	2
Status	ST	0	2	2	2	-
Traffic	T	1	0	1	1	-
<b>Juvenile Total</b>		<b>11</b>	<b>56</b>	<b>57</b>	<b>25</b>	<b>32</b>
<b>Northampton Totals</b>		<b>37</b>	<b>110</b>	<b>111</b>	<b>51</b>	<b>60</b>

<b>Calendared Filings</b>				
	<b>M</b>	<b>T</b>	<b>W</b>	<b>F</b>
Week 1	█		█	
Week 2	█	█	█	
Week 3	█		█	
Week 4	█			



**CASELOAD STATISTICS OF THE JUVENILE & DOMESTIC RELATIONS COURTS**

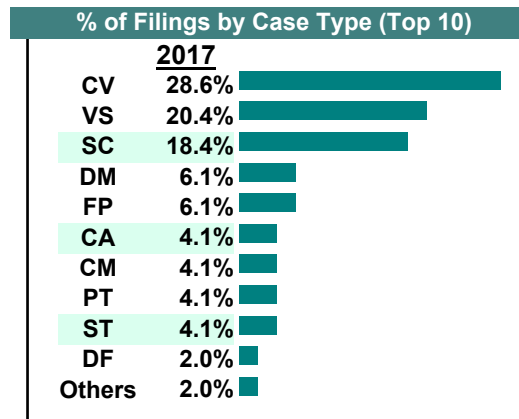
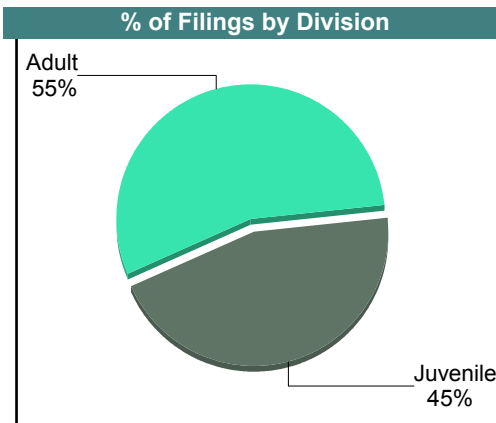
March 2017

**Northampton**

District: 32

		<u>Filings</u>	<u>Hearings</u>	<u>Transactions</u>	<u>Concluded</u>	<u>Cont</u>
<b><u>Adult</u></b>						
Capias	CA	2	4	4	3	1
Felony	CF	0	1	1	1	-
Misdemeanor	CM	2	10	10	4	6
Family Abuse - Prot Order	FP	3	5	5	1	4
Other	OT	1	1	1	1	-
Show Cause	SC	9	15	15	4	11
Civil Support	VS	10	16	16	8	8
<b>Adult Total</b>		<b>27</b>	<b>52</b>	<b>52</b>	<b>22</b>	<b>30</b>
<b><u>Juvenile</u></b>						
Custody Visitation	CV	14	39	39	30	9
Felony	DF	1	8	8	2	6
Misdemeanor	DM	3	17	17	5	12
Petition	PT	2	2	2	0	2
Status	ST	2	4	4	2	2
Traffic	T	0	2	2	2	-
<b>Juvenile Total</b>		<b>22</b>	<b>72</b>	<b>72</b>	<b>41</b>	<b>31</b>
<b>Northampton Totals</b>		<b>49</b>	<b>124</b>	<b>124</b>	<b>63</b>	<b>61</b>

Calendared Filings				
	M	W	R	F
Week 1				
Week 2				
Week 3				
Week 4				
Week 5				



**CASELOAD STATISTICS OF THE JUVENILE & DOMESTIC RELATIONS COURTS**

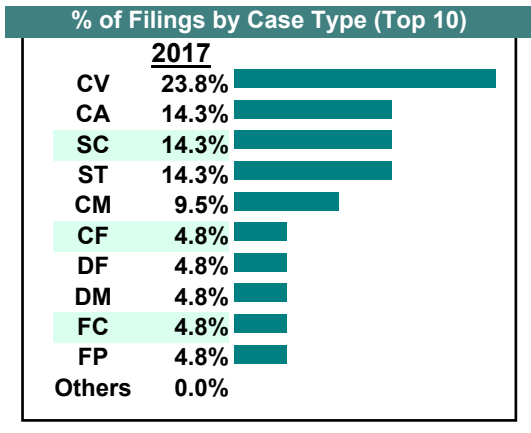
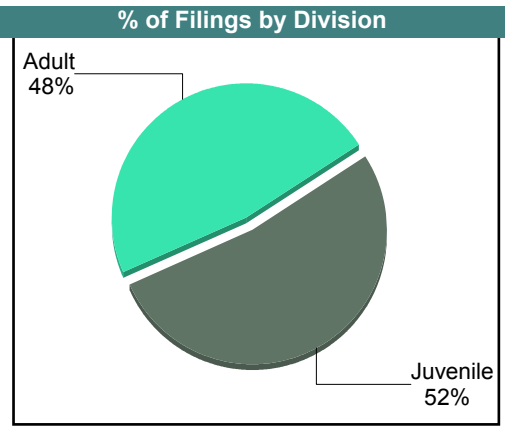
February 2017

**Northampton**

District: 32

		<u>Filings</u>	<u>Hearings</u>	<u>Transactions</u>	<u>Concluded</u>	<u>Cont</u>
<b><u>Adult</u></b>						
Capias	CA	3	4	4	3	1
Felony	CF	1	2	2	1	1
Misdemeanor	CM	2	9	9	5	4
Family Abuse - Prot Order	FP	1	1	1	0	1
Show Cause	SC	3	7	7	3	4
Civil Support	VS	0	2	2	1	1
<b>Adult Total</b>		<b>10</b>	<b>25</b>	<b>25</b>	<b>13</b>	<b>12</b>
<b><u>Juvenile</u></b>						
Child in Need of Services	CS	0	1	1	0	1
Custody Visitation	CV	5	28	28	8	20
Felony	DF	1	1	1	0	1
Misdemeanor	DM	1	7	7	2	5
Foster Care Review	FC	1	1	1	1	-
Status	ST	3	5	5	3	2
<b>Juvenile Total</b>		<b>11</b>	<b>43</b>	<b>43</b>	<b>14</b>	<b>29</b>
<b>Northampton Totals</b>		<b>21</b>	<b>68</b>	<b>68</b>	<b>27</b>	<b>41</b>

<b>Calendared Filings</b>			
	<b>M</b>	<b>W</b>	<b>R</b>
Week 1			
Week 2			
Week 3			
Week 4			
Week 5			



**CASELOAD STATISTICS OF THE JUVENILE & DOMESTIC RELATIONS COURTS**

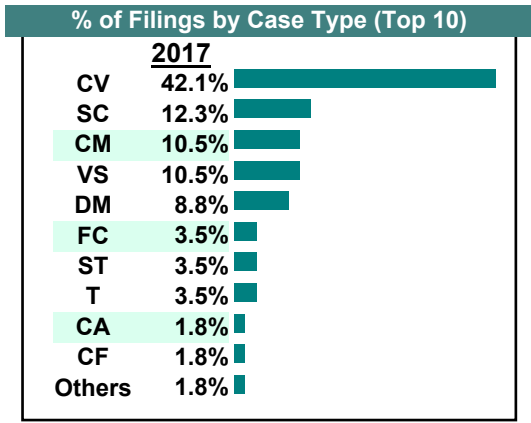
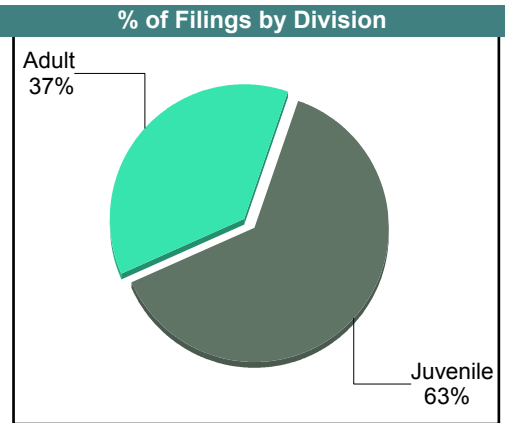
January 2017

**Northampton**

District: 32

		<u>Filings</u>	<u>Hearings</u>	<u>Transactions</u>	<u>Concluded</u>	<u>Cont</u>
<b><u>Adult</u></b>						
Capias	CA	1	1	1	1	-
Felony	CF	1	5	5	2	3
Misdemeanor	CM	6	17	17	10	7
Family Abuse - Prot Order	FP	0	2	2	1	1
Show Cause	SC	7	16	16	10	6
Civil Support	VS	6	12	12	7	5
<b>Adult Total</b>		<b>21</b>	<b>53</b>	<b>53</b>	<b>31</b>	<b>22</b>
<b><u>Juvenile</u></b>						
Child in Need of Services	CS	1	1	1	0	1
Custody Visitation	CV	24	36	36	15	21
Misdemeanor	DM	5	11	11	1	10
Foster Care Review	FC	2	2	2	2	-
Status	ST	2	6	6	2	4
Traffic	T	2	3	3	1	2
Truancy	TR	0	1	1	1	-
<b>Juvenile Total</b>		<b>36</b>	<b>60</b>	<b>60</b>	<b>22</b>	<b>38</b>
<b>Northampton Totals</b>		<b>57</b>	<b>113</b>	<b>113</b>	<b>53</b>	<b>60</b>

Calendared Filings					
	M	T	W	R	F
Week 1			█		
Week 2	█		█		
Week 3			█		
Week 4	█		█		
Week 5	█	█			



Filings by Court & Division

	<u>Accomack</u>		<u>Northampton</u>		<u>Total</u>
<b>A</b> Civil Support	241	71%	98	29%	339
Show Cause	200	63%	119	37%	319
Adult Misdemeanor	177	75%	60	25%	237
Adult Felony	55	70%	24	30%	79
Capias	56	74%	20	26%	76
Family Abuse - Prot Ord	50	72%	19	28%	69
Remand Support	9	82%	2	18%	11
Other	7	88%	1	13%	8
Motion - Prot Order	-	0%	3	100%	3
Non-Family Abuse Prot	3	100%	-	0%	3
<b>Total</b>	<b>798</b>	<b>70%</b>	<b>346</b>	<b>30%</b>	<b>1,144</b>
<b>J</b> Custody Visitation	552	73%	204	27%	756
Delinquency	116	66%	60	34%	176
Traffic	86	79%	23	21%	109
Status Offense/Other	20	67%	10	33%	30
Abuse or Neglect	21	100%	-	0%	21
Paternity	10	59%	7	41%	17
Foster Care Review	11	69%	5	31%	16
Remand Custody	12	86%	2	14%	14
Remand Visitation	12	86%	2	14%	14
Initial Foster Care	12	92%	1	8%	13
Permanency	8	73%	3	27%	11
Term Parental Rights	5	45%	6	55%	11
Non-Family Abuse Prot	6	100%	-	0%	6
Child in Need of Service	3	75%	1	25%	4
Family Abuse - Prot Ord	4	100%	-	0%	4
Truancy	-	0%	2	100%	2
Custody Relief	1	100%	-	0%	1
Restricted O/L	1	100%	-	0%	1
Capias	-	0%	-	0%	0
<b>Total</b>	<b>880</b>	<b>73%</b>	<b>326</b>	<b>27%</b>	<b>1,206</b>
<b>Total</b>	<b>1,678</b>	<b>71%</b>	<b>672</b>	<b>29%</b>	<b>2,350</b>